

Business Focused Solutions Super Fund

Trial Balance

As at 30 June 2020

Last Year	Code	Account Name	Units	Debits	Credits
				\$	\$
	23800	Distributions Received			
	23800/FANG.AX	Etf Fang+ Etf			80.47
	23800/VAS.AX1	Vanguard Australian Shares Index Etf			17.11
	23900	Dividends Received			
(140.00)	23900/CLH.AX	Collection House Limited			71.75
(932.20)	23900/FLT.AX	Flight Centre Travel Group Limited			289.10
(298.51)	23900/MPL.AX	Medibank Private Limited			360.99
	24200	Contributions			
(20,000.00)	24200/GREMIC00001A	(Contributions) Greco, Michell Kay - Accumulation			25,000.00
(13,519.14)	24200/GRESAL00001A	(Contributions) Greco, Salvatore Enrico - Accumulation			24,995.04
	24200/GRESER00001A	(Contributions) Greco, Serafina - Accumulation			17,130.00
5,690.52	24700	Changes in Market Values of Investments			14,887.05
	25000	Interest Received			
	25000/CBA21708934	CBA Direct Investment Acc			7.10
(2,830.65)	25000/MET167467664	Suncorp Business Saver			424.60
	25000/MET502022060	Suncorp Term Deposit			1,940.83
259.00	30400	ATO Supervisory Levy		259.00	
165.00	30700	Auditor's Remuneration		198.00	
0.40	31500	Bank Charges			
	39000	Life Insurance Premiums			
4,414.11	39000/GREMIC00001A	(Life Insurance Premiums) Greco, Michell Kay - Accumulation		5,303.13	
2,662.28	39000/GRESAL00001A	(Life Insurance Premiums) Greco, Salvatore Enrico - Accumulation		3,165.46	
4,033.45	48500	Income Tax Expense		8,838.93	
20,495.74	49000	Profit/Loss Allocation Account		67,439.52	
	50010	Opening Balance			
(13,730.44)	50010/GREMIC00001A	(Opening Balance) Greco, Michell Kay - Accumulation			26,839.21
(174,297.31)	50010/GRESAL00001A	(Opening Balance) Greco, Salvatore Enrico - Accumulation			181,684.28
	52420	Contributions			

Business Focused Solutions Super Fund

Trial Balance

As at 30 June 2020

Last Year	Code	Account Name	Units	Debits \$	Credits \$
(20,000.00)	52420/GREMIC00001A	(Contributions) Greco, Michell Kay - Accumulation			25,000.00
(13,519.14)	52420/GRESAL00001A	(Contributions) Greco, Salvatore Enrico - Accumulation			24,995.04
	52420/GRESER00001A	(Contributions) Greco, Serafina - Accumulation			17,130.00
	53100	Share of Profit/(Loss)			
93.23	53100/GREMIC00001A	(Share of Profit/(Loss)) Greco, Michell Kay - Accumulation			2,598.14
1,232.88	53100/GRESAL00001A	(Share of Profit/(Loss)) Greco, Salvatore Enrico - Accumulation			15,114.64
	53100/GRESER00001A	(Share of Profit/(Loss)) Greco, Serafina - Accumulation			317.34
	53330	Income Tax			
(616.11)	53330/GREMIC00001A	(Income Tax) Greco, Michell Kay - Accumulation			730.83
209.14	53330/GRESAL00001A	(Income Tax) Greco, Salvatore Enrico - Accumulation			98.77
	53330/GRESER00001A	(Income Tax) Greco, Serafina - Accumulation		7.90	
	53800	Contributions Tax			
3,000.00	53800/GREMIC00001A	(Contributions Tax) Greco, Michell Kay - Accumulation		3,750.00	
2,027.87	53800/GRESAL00001A	(Contributions Tax) Greco, Salvatore Enrico - Accumulation		3,749.25	
	53800/GRESER00001A	(Contributions Tax) Greco, Serafina - Accumulation		2,569.50	
	53920	Life Insurance Premiums			
4,414.11	53920/GREMIC00001A	(Life Insurance Premiums) Greco, Michell Kay - Accumulation		5,303.13	
2,662.28	53920/GRESAL00001A	(Life Insurance Premiums) Greco, Salvatore Enrico - Accumulation		3,165.46	
	60400	Bank Accounts			
	60400/CBA21708934	CBA Direct Investment Acc		93,123.17	
188,808.33	60400/MET167467664	Suncorp Business Saver		38,101.05	
	61800	Distributions Receivable			
	61800/FANG	FANG Distribution Receivable		80.47	
	61800/VAS	Vanguard Distribution Receivable		17.11	
623.00	68000	Sundry Debtors			0.00
	77600	Shares in Listed Companies (Australian)			
	77600/APT.AX	Afterpay Limited	500.0000	30,495.00	
	77600/BHP.AX	BHP Group Limited	345.0000	12,357.90	

Business Focused Solutions Super Fund**Trial Balance**

As at 30 June 2020

Last Year	Code	Account Name	Units	Debits	Credits
				\$	\$
	77600/CBA.AX	Commonwealth Bank Of Australia.	161.0000	11,176.62	
2,117.50	77600/CLH.AX	Collection House Limited	1,750.0000	1,898.75	
	77600/COH.AX	Cochlear Limited	51.0000	9,635.43	
	77600/FANG.AX	Etf Fang+ Etf	1,260.0000	14,679.00	
12,257.25	77600/FLT.AX	Flight Centre Travel Group Limited	995.0000	11,064.40	
8,075.86	77600/MPL.AX	Medibank Private Limited	2,314.0000	6,918.86	
	77600/NAB.AX	National Australia Bank Limited	600.0000	10,932.00	
	77600/NVX.AX	Novonix Limited	5,076.0000	4,416.12	
	77600/VAS.AX1	Vanguard Australian Shares Index Etf	151.0000	11,341.61	
	77600/VCX.AX1	Vicinity Centres	6,666.0000	9,532.38	
	77600/WOW.AX	Woolworths Group Limited	279.0000	10,401.12	
	77600/WPL.AX	Woodside Petroleum Ltd	456.0000	9,872.40	
(2,409.45)	85000	Income Tax Payable/Refundable			4,605.93
(949.00)	86000	PAYG Instalment Payable			3,429.00
	88000	Sundry Creditors			2,045.45
				389,792.67	389,792.67

Current Year Profit/(Loss): 76,278.45

Business Focused Solutions Super Fund Interest Reconciliation Report

For The Period 01 July 2019 - 30 June 2020

Date	Payment Amount	Gross Interest	TFN Withheld	Foreign Income	Foreign Credits
Bank Accounts					
CBA21708934 CBA Direct Investment Acc					
01/04/2020	6.48	6.48			
01/05/2020	0.62	0.62			
	7.10	7.10			
MET167467664 Suncorp Business Saver					
31/07/2019	174.43	174.43			
31/08/2019	159.70	159.70			
30/09/2019	26.49	26.49			
31/10/2019	6.38	6.38			
30/11/2019	7.21	7.21			
31/12/2019	7.46	7.46			
31/01/2020	7.78	7.78			
29/02/2020	9.23	9.23			
31/03/2020	9.47	9.47			
30/04/2020	0.17	0.17			
31/05/2020	0.09	0.09			
30/06/2020	16.19	16.19			
	424.60	424.60			
	431.70	431.70			

Term Deposits

MET502022060 Suncorp Term Deposit

Business Focused Solutions Super Fund
Interest Reconciliation Report

For The Period 01 July 2019 - 30 June 2020

Date	Payment Amount	Gross Interest	TFN Withheld	Foreign Income	Foreign Credits
05/12/2019	762.90	762.90			
05/03/2020	608.40	608.40			
05/06/2020	569.53	569.53			
	1,940.83	1,940.83			
	1,940.83	1,940.83			
TOTAL	2,372.53	2,372.53			

Tax Return Reconciliation

	Totals	Tax Return Label
Gross Interest	2,372.53	11C

Business Focused Solutions Super Fund Dividend Reconciliation Report

For The Period 01 July 2019 - 30 June 2020

Date	Net Payment Received	Australian Income			Foreign Income			Withheld		
		Unfranked	Franked	Franking Credits	Foreign Income	Foreign Credits	NZ Credits	TFN Withheld	Non-Resident	LIC Deduction
Shares in Listed Companies (Australian)										
CLH.AX Collection House Limited										
25/10/2019	71.75	0.00	71.75	30.75						
	71.75	0.00	71.75	30.75						
FLT.AX Flight Centre Travel Group Limited										
11/10/2019	289.10	0.00	289.10	123.90						
	289.10	0.00	289.10	123.90						
MPL.AX Medibank Private Limited										
26/09/2019	229.09	0.00	229.09	98.18						
26/03/2020	131.90	0.00	131.90	56.53						
	360.99	0.00	360.99	154.71						
	721.84	0.00	721.84	309.36						

Business Focused Solutions Super Fund
Dividend Reconciliation Report

For The Period 01 July 2019 - 30 June 2020

Date	Net Payment Received	Australian Income			Foreign Income			Withheld		
		Unfranked	Franked	Franking Credits	Foreign Income	Foreign Credits	NZ Credits	TFN Withheld	Non-Resident	LIC Deduction
TOTAL	721.84	0.00	721.84	309.36						

Tax Return Reconciliation

	Totals	Tax Return Label
Unfranked	0.00	J
Franked Dividends	721.84	K
Franking Credits	309.36	L

Business Focused Solutions Super Fund Distribution Reconciliation Report

For The Period 01 July 2019 - 30 June 2020

Date	Non Primary Production Income (A) * ₁				Distributed Capital Gains (B) * ₂					Foreign Income * ₃		Non-Assessable			Taxable Income	
	Payment Received	Franked	Unfranked	Interest/ Other	Franking Credits	Discounted (After Discount)	Rate * ₅	CGT Concession	Indexed	Other	Foreign Income	Foreign Credits	Tax Exempt	Tax Free		Tax Deferred / AMIT * ₆
Shares in Listed Companies (Australian)																
FANG.AX Efts Fang+ Etf																
30/06/2020	80.47					S				150.47					0.00	150.47
	80.47									150.47					0.00	150.47
	<i>Net Cash Distribution:</i>		80.47													
VAS.AX Vanguard Australian Shares Index Etf																
30/06/2020	17.11		16.26	10.40	14.47	S					4.45	0.29			0.00	45.87
	17.11		16.26	10.40	14.47						4.45	0.29			0.00	45.87
	<i>Net Cash Distribution:</i>		17.11													
	97.58		16.26	10.40	14.47					150.47	4.45	0.29			0.00	196.34

Business Focused Solutions Super Fund Distribution Reconciliation Report

For The Period 01 July 2019 - 30 June 2020

Date	Non Primary Production Income (A) * ₁				Distributed Capital Gains (B) * ₂				Foreign Income * ₃			Non-Assessable			Taxable Income	
	Payment Received	Franked	Unfranked	Interest/ Other	Franking Credits	Discounted (After Discount)	Rate * ₅	CGT Concession	Indexed	Other	Foreign Income	Foreign Credits	Tax Exempt	Tax Free		Tax Deferred / AMIT * ₆
TOTAL	97.58		16.26	10.40	14.47					150.47	4.45	0.29			0.00	196.34

Total Distributed Gains

Discount Rate	Discounted	Gross
Superfund 1/3	0.00	150.47
Individual 50%(I)	0.00	0.00
Total	0.00	150.47

*₁ Summary of Non Primary Production Income (A)

Tax Label	Franked	Unfranked	Interest/Other	Less Other Deduction	Income Before Credits * ₇	Franking Credits	Total Including Credits
11M Gross trust distributions		16.26	10.40		26.66	14.47	41.13

*₂ Forms part of the Net Capital Gains calculation for Tax Label 11A.

*₃ Forms part of the Foreign Credits calculation for Tax Label 11D, D1, 13C1.

*₄ Taxable Income is designed to match Tax Statement provided by Fund Manager.

Taxable Income in the SMSF Annual Return will be different due to application of Capital Losses in Net Capital Gain calculation and application of different discount method.

*₅ This is the discount rate selected for the transaction. "S" being Super Funds at 1/3 and "I" being Individual at 50%.

*₆ AMIT cost base net increase is reflected as negative amount i.e. negative tax deferred and AMIT cost base net decrease is reflected as positive amount i.e. positive tax deferred.

*₇ Sum of Income Before Credits reconciles with Taxable Trust Distributions in Statement of Taxable Income.

^ Variance between Payment Received and Net Cash Distribution.

Business Focused Solutions Super Fund Contributions Breakdown Report

For The Period 01 July 2019 - 30 June 2020

Summary

Member	D.O.B	Age (at 30/06/2019)	Total Super Balance (at 30/06/2019) *1	Concessional	Non-Concessional	Other	Reserves	Total
Greco, Michell Kay	29/11/1966	52	26,839.21	25,000.00	0.00	0.00	0.00	25,000.00
Greco, Salvatore Enrico	22/05/1966	53	181,684.28	24,995.04	0.00	0.00	0.00	24,995.04
Greco, Serafina	18/05/2001	18	0.00	17,130.00	0.00	0.00	0.00	17,130.00
All Members				67,125.04	0.00	0.00	0.00	67,125.04

*1 Total Super Balance is per individual across funds within a firm.

Contribution Caps

Member	Contribution Type	Contributions	Cap	Current Position
Greco, Michell Kay	Concessional (5 year carry forward cap available)	25,000.00	30,000.00	5,000.00 Below Cap
	Non-Concessional	0.00	100,000.00	100,000.00 Below Cap
Greco, Salvatore Enrico	Concessional (5 year carry forward cap available)	24,995.04	36,480.86	11,485.82 Below Cap
	Non-Concessional	0.00	100,000.00	100,000.00 Below Cap
Greco, Serafina	Concessional	17,130.00	25,000.00	7,870.00 Below Cap
	Non-Concessional	0.00	100,000.00	100,000.00 Below Cap

Carry Forward Unused Concessional Contribution Cap

Member	2015	2016	2017	2018	2019	2020	Current Position
--------	------	------	------	------	------	------	------------------

Greco, Michell Kay

Concessional Contribution Cap	30,000.00	30,000.00	35,000.00	25,000.00	25,000.00	25,000.00	
Concessional Contribution	2,271.46	0.00	0.00	0.00	20,000.00	25,000.00	
Unused Concessional Contribution	0.00	0.00	0.00	0.00	5,000.00	0.00	
Cumulative Carry Forward Unused	N/A	N/A	N/A	N/A	0.00	5,000.00	
Maximum Cap Available	30,000.00	30,000.00	35,000.00	25,000.00	25,000.00	30,000.00	5,000.00 Below Cap
Total Super Balance	0.00	0.00	0.00	15,772.45	13,730.44	26,839.21	

Greco, Salvatore Enrico

Concessional Contribution Cap	30,000.00	35,000.00	35,000.00	25,000.00	25,000.00	25,000.00	
Concessional Contribution	6,705.11	10,394.00	9,795.91	14,487.50	13,519.14	24,995.04	
Unused Concessional Contribution	0.00	0.00	0.00	0.00	11,480.86	4.96	
Cumulative Carry Forward Unused	N/A	N/A	N/A	N/A	0.00	11,480.86	
Maximum Cap Available	30,000.00	35,000.00	35,000.00	25,000.00	25,000.00	36,480.86	11,485.82 Below Cap
Total Super Balance	0.00	0.00	0.00	153,116.60	174,297.31	181,684.28	

Greco, Serafina

Concessional Contribution Cap	N/A	N/A	N/A	N/A	N/A	25,000.00	
Concessional Contribution	N/A	N/A	N/A	N/A	N/A	17,130.00	
Unused Concessional Contribution	N/A	N/A	N/A	N/A	N/A	7,870.00	
Cumulative Carry Forward Unused	N/A	N/A	N/A	N/A	N/A	0.00	
Maximum Cap Available	N/A	N/A	N/A	N/A	N/A	25,000.00	7,870.00 Below Cap
Total Super Balance	N/A	N/A	N/A	N/A	N/A	0.00	

NCC Bring Forward Caps

Member	Bring Forward Cap	2017	2018	2019	2020	Total	Current Position
Greco, Michell Kay	N/A	0.00	0.00	0.00	0.00	N/A	Bring Forward Not Triggered
Greco, Salvatore Enrico	N/A	0.00	0.00	0.00	0.00	N/A	Bring Forward Not Triggered
Greco, Serafina	N/A	0.00	0.00	0.00	0.00	N/A	Bring Forward Not Triggered

Greco, Michell Kay

Date	Transaction Description	Ledger Data					SuperStream Data				
		Contribution Type	Concessional	Non-Concession	Other	Reserves	Contribution	Employer	Concessional	Non-Concess	Other

20/03/2020	Personal contributions	Personal - Concessional	25,000.00								
Total - Greco, Michell Kay			25,000.00	0.00	0.00	0.00			0.00	0.00	0.00

Greco, Salvatore Enrico

Date	Transaction Description	Contribution Type	Ledger Data				SuperStream Data				
			Concessional	Non-Concession	Other	Reserves	Contribution	Employer	Concessional	Non-Concess	Other
27/10/2019	Sam Employer super	Employer	3,288.48								
28/01/2020	Sam employer super	Employer	3,836.56								
20/03/2020	Personal contributions	Personal - Concessional	17,870.00								
Total - Greco, Salvatore Enrico			24,995.04	0.00	0.00	0.00			0.00	0.00	0.00

Greco, Serafina

Date	Transaction Description	Contribution Type	Ledger Data				SuperStream Data				
			Concessional	Non-Concession	Other	Reserves	Contribution	Employer	Concessional	Non-Concess	Other
20/03/2020	Personal contributions	Personal - Concessional	12,130.00								
01/04/2020	Personal contributions	Personal - Concessional	5,000.00								
Total - Greco, Serafina			17,130.00	0.00	0.00	0.00			0.00	0.00	0.00

Total for all members			67,125.04	0.00	0.00	0.00					
------------------------------	--	--	------------------	-------------	-------------	-------------	--	--	--	--	--

Business Focused Solutions Super Fund
Contributions Summary Report

For The Period 01 July 2019 - 30 June 2020

Michell Kay Greco

Date of Birth: 29/11/1966
Age: 53 (at year end)
Member Code: GREMIC00001A
Total Super Balance*¹ as at 30/06/2019: 26,839.21

Contributions Summary
Concessional Contribution

2020

Personal - Concessional	25,000.00
	<hr/>
	25,000.00

Total Contributions

25,000.00

*1 Total Super Balance is per individual across funds within a firm.

Business Focused Solutions Super Fund

Contributions Summary Report

For The Period 01 July 2019 - 30 June 2020

Salvatore Enrico Greco

Date of Birth: 22/05/1966
Age: 54 (at year end)
Member Code: GRESAL00001A
Total Super Balance*1 as at 30/06/2019: 181,684.28

Contributions Summary

2020

Concessional Contribution

Employer	7,125.04
Personal - Concessional	17,870.00
	<hr/>
	24,995.04

Total Contributions

24,995.04

*1 Total Super Balance is per individual across funds within a firm.

Business Focused Solutions Super Fund Contributions Summary Report

For The Period 01 July 2019 - 30 June 2020

Serafina Greco

Date of Birth: 18/05/2001
Age: 19 (at year end)
Member Code: GRESE00001A
Total Super Balance*1 as at 30/06/2019: 0.00

Contributions Summary

2020

Concessional Contribution

Personal - Concessional	17,130.00
	<hr/>
	17,130.00

Total Contributions

	<hr/>
	17,130.00
	<hr/>

*1 Total Super Balance is per individual across funds within a firm.

Business Focused Solutions Super Fund Investment Summary Report

As at 30 June 2020

Investment	Units	Market Price ¹	Market Value	Average Cost	Accounting Cost	Unrealised Gain/(Loss)	Gain/(Loss)%	Portfolio Weight%	
Cash/Bank Accounts									
CBA Direct Investment Acc		93,123.170000	93,123.17	93,123.17	93,123.17			32.57 %	
Suncorp Business Saver		38,101.050000	38,101.05	38,101.05	38,101.05			13.32 %	
			131,224.22		131,224.22		0.00 %	45.89 %	
Shares in Listed Companies (Australian)									
APT.AX	Afterpay Limited	500.00	60.990000	30,495.00	52.78	26,390.24	4,104.76	15.55 %	10.66 %
BHP.AX	BHP Group Limited	345.00	35.820000	12,357.90	30.05	10,366.15	1,991.75	19.21 %	4.32 %
COH.AX	Cochlear Limited	51.00	188.930000	9,635.43	194.49	9,919.05	(283.62)	(2.86) %	3.37 %
CLH.AX	Collection House Limited	1,750.00	1.085000*	1,898.75	3.46	6,048.18	(4,149.43)	(68.61) %	0.66 %
CBA.AX	Commonwealth Bank Of Australia.	161.00	69.420000	11,176.62	61.92	9,969.75	1,206.87	12.11 %	3.91 %
FANG.AX	Etf Fang+ Etf	1,260.00	11.650000	14,679.00	11.93	15,036.55	(357.55)	(2.38) %	5.13 %
FLT.AX	Flight Centre Travel Group Limited	995.00	11.120000	11,064.40	15.20	15,126.72	(4,062.32)	(26.86) %	3.87 %
MPL.AX	Medibank Private Limited	2,314.00	2.990000	6,918.86	2.00	4,628.00	2,290.86	49.50 %	2.42 %
NAB.AX	National Australia Bank Limited	600.00	18.220000	10,932.00	16.68	10,009.95	922.05	9.21 %	3.82 %
NVX.AX	Novonix Limited	5,076.00	0.870000	4,416.12	0.99	5,019.81	(603.69)	(12.03) %	1.54 %
VAS.AX	Vanguard Australian Shares Index Etf	151.00	75.110000	11,341.61	66.13	9,985.95	1,355.66	13.58 %	3.97 %
VCX.AX	Vicinity Centres	6,666.00	1.430000	9,532.38	1.50	9,985.62	(453.24)	(4.54) %	3.33 %
WPL.AX	Woodside Petroleum Ltd	456.00	21.650000	9,872.40	21.96	10,015.47	(143.07)	(1.43) %	3.45 %
WOW.AX	Woolworths Group Limited	279.00	37.280000	10,401.12	35.85	10,002.57	398.55	3.98 %	3.64 %
			154,721.59		152,504.01	2,217.58	1.45 %	54.11 %	
			285,945.81		283,728.23	2,217.58	0.78 %	100.00 %	

¹Market Prices as at Reporting Date. Note: Where prices unavailable, system will use last known price

* Investments using last known price

Investment	Market Price	Market Price Date
Collection House Limited	1.085000	13/02/2020

Business Focused Solutions Super Fund

Investment Summary with Market Movement

As at 30 June 2020

Investment	Units	Market Price	Market Value	Average Cost	Accounting Cost	Overall	Unrealised Current Year	Realised Movement	
Cash/Bank Accounts									
CBA Direct Investment Acc		93,123.170000	93,123.17	93,123.17	93,123.17				
Suncorp Business Saver		38,101.050000	38,101.05	38,101.05	38,101.05				
			131,224.22		131,224.22				
Shares in Listed Companies (Australian)									
APT.AX	Afterpay Limited	500.00	60.990000	30,495.00	52.78	26,390.24	4,104.76	4,104.76	16,158.51
BHP.AX	BHP Group Limited	345.00	35.820000	12,357.90	30.05	10,366.15	1,991.75	1,991.75	0.00
COH.AX	Cochlear Limited	51.00	188.930000	9,635.43	194.49	9,919.05	(283.62)	(283.62)	0.00
CLH.AX	Collection House Limited	1,750.00	1.085000	1,898.75	3.46	6,048.18	(4,149.43)	(218.75)	0.00
CBA.AX	Commonwealth Bank Of Australia.	161.00	69.420000	11,176.62	61.92	9,969.75	1,206.87	1,206.87	0.00
FANG.AX	Etfs Fang+ Etf	1,260.00	11.650000	14,679.00	11.93	15,036.55	(357.55)	(357.55)	0.00
FLT.AX	Flight Centre Travel Group Limited	995.00	11.120000	11,064.40	15.20	15,126.72	(4,062.32)	(11,260.80)	3,226.62
MPL.AX	Medibank Private Limited	2,314.00	2.990000	6,918.86	2.00	4,628.00	2,290.86	(1,157.00)	0.00
NAB.AX	National Australia Bank Limited	600.00	18.220000	10,932.00	16.68	10,009.95	922.05	922.05	0.00
NVX.AX	Novonix Limited	5,076.00	0.870000	4,416.12	0.99	5,019.81	(603.69)	(603.69)	0.00
VAS.AX	Vanguard Australian Shares Index Etf	151.00	75.110000	11,341.61	66.13	9,985.95	1,355.66	1,355.66	0.00
VCX.AX	Vicinity Centres	6,666.00	1.430000	9,532.38	1.50	9,985.62	(453.24)	(453.24)	0.00
WPL.AX	Woodside Petroleum Ltd	456.00	21.650000	9,872.40	21.96	10,015.47	(143.07)	(143.07)	0.00
WOW.AX	Woolworths Group Limited	279.00	37.280000	10,401.12	35.85	10,002.57	398.55	398.55	0.00
			154,721.59		152,504.01	2,217.58	(4,498.08)	19,385.13	
			285,945.81		283,728.23	2,217.58	(4,498.08)	19,385.13	

Business Focused Solutions Super Fund Investment Movement Report

As at 30 June 2020

Investment	Opening Balance		Additions		Disposals			Closing Balance		
	Units	Cost	Units	Cost	Units	Cost	Accounting Profit/(Loss)	Units	Cost	Market Value
Bank Accounts										
CBA Direct Investment Acc				244,917.01		(151,793.84)			93,123.17	93,123.17
Suncorp Business Saver	188,808.33			190,212.31		(340,919.59)			38,101.05	38,101.05
	188,808.33			435,129.32		(492,713.43)			131,224.22	131,224.22
Term Deposits										
Suncorp Term Deposit				180,762.90		(180,762.90)			0.00	0.00
				180,762.90		(180,762.90)			0.00	0.00
Shares in Listed Companies (Australian)										
Afterpay Limited			998.00	36,395.09	(498.00)	(10,004.85)	16,158.51	500.00	26,390.24	30,495.00
BHP Group Limited			345.00	10,366.15				345.00	10,366.15	12,357.90
Cochlear Limited			51.00	9,919.05				51.00	9,919.05	9,635.43
Collection House Limited	1,750.00	6,048.18						1,750.00	6,048.18	1,898.75
Commonwealth Bank Of Australia.			161.00	9,969.75				161.00	9,969.75	11,176.62
Etf Fang+ Etf			1,260.00	15,036.55				1,260.00	15,036.55	14,679.00

Business Focused Solutions Super Fund Investment Movement Report

As at 30 June 2020

Investment	Opening Balance		Additions		Disposals			Closing Balance		
	Units	Cost	Units	Cost	Units	Cost	Accounting Profit/(Loss)	Units	Cost	Market Value
Flight Centre Travel Group Limited	295.00	5,058.77	1,201.00	15,087.88	(501.00)	(5,019.93)	3,226.62	995.00	15,126.72	11,064.40
Medibank Private Limited	2,314.00	4,628.00						2,314.00	4,628.00	6,918.86
National Australia Bank Limited			600.00	10,009.95				600.00	10,009.95	10,932.00
Novonix Limited			5,076.00	5,019.81				5,076.00	5,019.81	4,416.12
Vanguard Australian Shares Index Etf			151.00	9,985.95				151.00	9,985.95	11,341.61
Vicinity Centres			6,666.00	9,985.62				6,666.00	9,985.62	9,532.38
Woodside Petroleum Ltd			456.00	10,015.47				456.00	10,015.47	9,872.40
Woolworths Group Limited			279.00	10,002.57				279.00	10,002.57	10,401.12
	15,734.95		151,793.84			(15,024.78)	19,385.13		152,504.01	154,721.59
	204,543.28		767,686.06			(688,501.11)	19,385.13		283,728.23	285,945.81

Business Focused Solutions Super Fund

Realised Capital Gains Report

For The Period 01 July 2019 - 30 June 2020

Investment		Accounting Treatment				Tax Treatment						
Purchase Contract Date	Disposal Contract Date	Units	Cost	Proceeds	Accounting Profit/(Loss)	Adjusted Cost Base	Reduced Cost Base	Indexed Cost Base	Indexed Gains	Discounted Gains (Gross)	Other Gains	Capital Loss
Shares in Listed Companies (Australian)												
Afterpay Limited												
03/04/2020	15/06/2020	498.00	10,004.85	26,163.36	16,158.51	10,004.85	10,004.85	0.00	0.00	0.00	16,158.51	0.00
		498.00	10,004.85	26,163.36	16,158.51	10,004.85	10,004.85	0.00	0.00	0.00	16,158.51	0.00
Etf's Fang+ Etf												
		0.00	0.00	0.00	0.00	0.00	0.00	0.00	0.00	0.00	150.47	0.00
		0.00	0.00	0.00	0.00	0.00	0.00	0.00	0.00	0.00	150.47	0.00
Flight Centre Travel Group Limited												
08/04/2020	15/06/2020	501.00	5,019.93	8,246.55	3,226.62	5,019.93	5,019.93	0.00	0.00	0.00	3,226.62	0.00
		501.00	5,019.93	8,246.55	3,226.62	5,019.93	5,019.93	0.00	0.00	0.00	3,226.62	0.00
		999.00	15,024.78	34,409.91	19,385.13	15,024.78	15,024.78	0.00	0.00	0.00	19,535.60	0.00
		999.00	15,024.78	34,409.91	19,385.13	15,024.78	15,024.78	0.00	0.00	0.00	19,535.60	0.00

Business Focused Solutions Super Fund

Capital Gains Reconciliation Report

For The Period 01 July 2019 - 30 June 2020

	Total	Discounted	Indexed	Other	Notional
Losses available to offset					
Carried forward from prior losses	86,707.00				
Carried forward from prior losses - Collectables	0.00				
Current year capital losses	0.00				
Current year capital losses - Collectables	0.00				
Total Losses Available	86,707.00				
Total Losses Available - Collectables	0.00				
Capital Gains					
Capital gains from disposal of assets	19,385.13	0.00	0.00	19,385.13	0.00
Capital gains from disposal of assets - Collectables	0.00	0.00	0.00	0.00	0.00
Capital gains from trust distributions	150.47	0.00	0.00	150.47	0.00
Capital Gains Before Losses applied	19,535.60	0.00	0.00	19,535.60	0.00
Losses and discount applied					
Losses applied	19,535.60	0.00	0.00	19,535.60	0.00
Losses applied - Collectables	0.00	0.00	0.00	0.00	0.00
Capital gains after losses applied	0.00	0.00	0.00	0.00	0.00
Capital gains after losses applied - Collectables	0.00	0.00	0.00	0.00	0.00
CGT Discount applied	0.00				
CGT Discount applied - Collectables	0.00				

Business Focused Solutions Super Fund

Capital Gains Reconciliation Report

For The Period 01 July 2019 - 30 June 2020

	Total	Discounted	Indexed	Other	Notional
Net Capital Gain					
Net capital gain	0.00				
Net capital gain - Collectables	0.00				
Total Net Capital Gain (11A)	0.00				
Net Capital Losses Carried Forward to later income					
Net Capital Losses Carried Forward to later income years	67,171.40				
Net Capital Losses Carried Forward to later income years - Collectables	0.00				
Total Net Capital Losses Carried Forward to later income years (14V)	67,171.40				

Note

Refer to Realised Gains Report for details of Disposals at a Security level

Refer to Distribution Reconciliation Report for Trust Distribution details at a Security level

Business Focused Solutions Super Fund

Investment Income Comparison Report

As at 30 June 2020

Investment	Ledger Data			ASX & UUT Data							
	Transaction Date	Income Amount	Franking Credit	Date Payable	Ex Div/Dist Date	Units On Hand	45 Day Qualified	Amount per share/unit	Estimated Income	Estimated Franking*	
Reconciled											
Shares in Listed Companies (Australian)											
CLH.AX	Collection House Limited	25/10/2019	71.75	30.75	25/10/2019	02/10/2019	1,750.00	1,750.00	0.0410	71.75	30.75
FLT.AX	Flight Centre Travel Group Limited	11/10/2019	289.10	123.90	11/10/2019	12/09/2019	295.00	295.00	0.9800	289.10	123.90
FLT.AX^	Flight Centre Travel Group Limited				17/04/2020	26/03/2020	295.00	295.00	0.0000	0.00	
MPL.AX	Medibank Private Limited	26/09/2019	229.09	98.18	26/09/2019	04/09/2019	2,314.00	2,314.00	0.0990	229.09	98.18
MPL.AX	Medibank Private Limited	26/03/2020	131.90	56.53	26/03/2020	03/03/2020	2,314.00	2,314.00	0.0570	131.90	56.53
FANG.AX	Etf Fang+ Etf	30/06/2020	150.47								
FANG.AX	Etf Fang+ Etf				15/07/2020	30/06/2020	1,260.00	1,260.00	0.1194	150.47	0.00
VAS.AX	Vanguard Australian Shares Index Etf	30/06/2020	31.11	14.47							
VAS.AX	Vanguard Australian Shares Index Etf				16/07/2020	01/07/2020	151.00	151.00	0.2060	31.11	6.97
			903.42	323.83					1.5024	903.41	316.33
			903.42	323.83					1.5024	903.41	316.33

*Franking credit is estimated using 45 day qualified units. The estimation might not be accurate for preference shares and hedging arrangements.

^Cancelled dividend

Business Focused Solutions Super Fund

Members Summary

As at 30 June 2020

Opening Balances	Increases				Decreases					Closing Balance	
	Contributions	Transfers In	Net Earnings	Insurance Proceeds	Pensions Paid	Contributions Tax	Taxes Paid	Benefits Paid/ Transfers Out	Insurance Premiums		Member Expenses
Salvatore Enrico Greco (Age: 54)											
GRESAL00001A - Accumulation											
181,684.28	24,995.04		15,114.64			3,749.25	(98.77)		3,165.46		214,978.02
181,684.28	24,995.04		15,114.64			3,749.25	(98.77)		3,165.46		214,978.02
Michell Kay Greco (Age: 53)											
GREMIC00001A - Accumulation											
26,839.21	25,000.00		2,598.14			3,750.00	(730.83)		5,303.13		46,115.05
26,839.21	25,000.00		2,598.14			3,750.00	(730.83)		5,303.13		46,115.05
Serafina Greco (Age: 19)											
GRESER00001A - Accumulation											
	17,130.00		317.34			2,569.50	7.90				14,869.94
	17,130.00		317.34			2,569.50	7.90				14,869.94
208,523.49	67,125.04		18,030.12			10,068.75	(821.70)		8,468.59		275,963.01

Business Focused Solutions Super Fund

Members Statement

Salvatore Enrico Greco
 1/1355 Gympie Road
 Aspley, Queensland, 4034, Australia

Your Details

Date of Birth : 22/05/1966
 Age: 54
 Tax File Number: Provided
 Date Joined Fund: 01/03/2002
 Service Period Start Date: 01/03/2002
 Date Left Fund:
 Member Code: GRESAL00001A
 Account Start Date: 01/03/2002
 Account Phase: Accumulation Phase
 Account Description: Accumulation

Nominated Beneficiaries N/A
 Vested Benefits 214,978.02
 Total Death Benefit 1,430,484.32
 Current Salary 0.00
 Previous Salary 0.00
 Disability Benefit 0.00

Your Balance

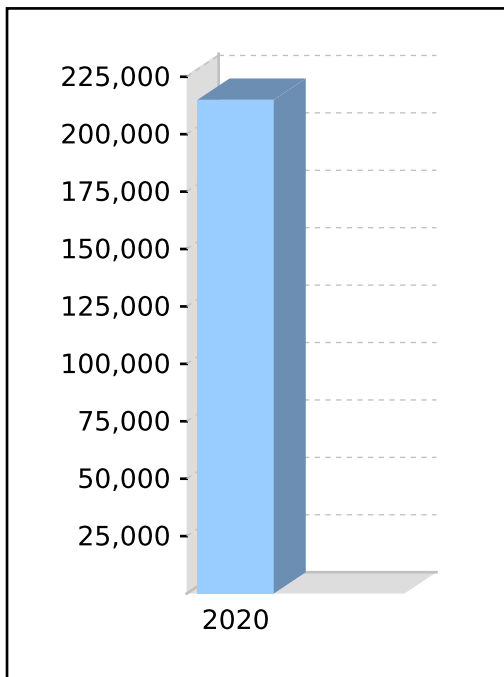
Total Benefits 214,978.02

Preservation Components

Preserved 214,978.02
 Unrestricted Non Preserved
 Restricted Non Preserved

Tax Components

Tax Free 159.65
 Taxable 214,818.37



Your Detailed Account Summary

	This Year
Opening balance at 01/07/2019	181,684.28
Increases to Member account during the period	
Employer Contributions	7,125.04
Personal Contributions (Concessional)	17,870.00
Personal Contributions (Non Concessional)	
Government Co-Contributions	
Other Contributions	
Proceeds of Insurance Policies	
Transfers In	
Net Earnings	15,114.64
Internal Transfer In	
Decreases to Member account during the period	
Pensions Paid	
Contributions Tax	3,749.25
Income Tax	(98.77)
No TFN Excess Contributions Tax	
Excess Contributions Tax	
Refund Excess Contributions	
Division 293 Tax	
Insurance Policy Premiums Paid	3,165.46
Management Fees	
Member Expenses	
Benefits Paid/Transfers Out	
Superannuation Surcharge Tax	
Internal Transfer Out	
Closing balance at 30/06/2020	214,978.02

Business Focused Solutions Super Fund

Members Statement

Michell Kay Greco
 1/1355 Gympie Road
 Aspley, Queensland, 4034, Australia

Your Details

Date of Birth : 29/11/1966
 Age: 53
 Tax File Number: Provided
 Date Joined Fund: 01/03/2002
 Service Period Start Date: 01/12/2000
 Date Left Fund:
 Member Code: GREMIC00001A
 Account Start Date 01/03/2002
 Account Phase: Accumulation Phase
 Account Description: Accumulation

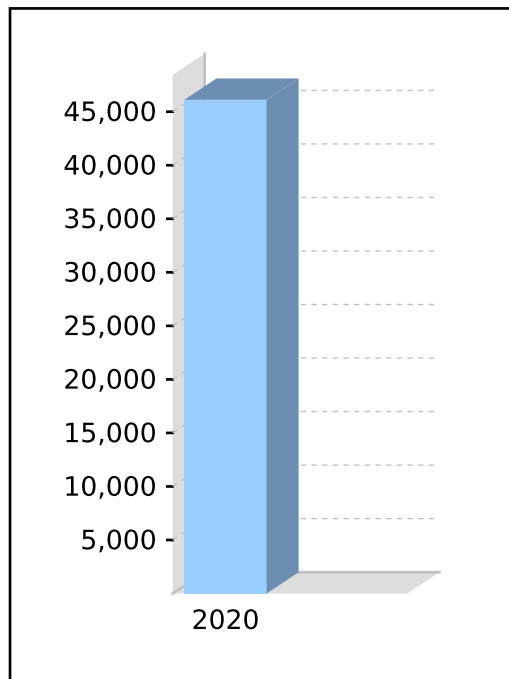
Nominated Beneficiaries Salvatore Enrico Greco
 Vested Benefits 46,115.05
 Total Death Benefit 1,261,621.35
 Current Salary 0.00
 Previous Salary 0.00
 Disability Benefit 1,215,506.30

Your Balance

Total Benefits 46,115.05

Preservation Components
 Preserved 46,115.05
 Unrestricted Non Preserved
 Restricted Non Preserved

Tax Components
 Tax Free 53.15
 Taxable 46,061.90



Your Detailed Account Summary

	This Year
Opening balance at 01/07/2019	26,839.21
<u>Increases to Member account during the period</u>	
Employer Contributions	
Personal Contributions (Concessional)	25,000.00
Personal Contributions (Non Concessional)	
Government Co-Contributions	
Other Contributions	
Proceeds of Insurance Policies	
Transfers In	
Net Earnings	2,598.14
Internal Transfer In	
<u>Decreases to Member account during the period</u>	
Pensions Paid	
Contributions Tax	3,750.00
Income Tax	(730.83)
No TFN Excess Contributions Tax	
Excess Contributions Tax	
Refund Excess Contributions	
Division 293 Tax	
Insurance Policy Premiums Paid	5,303.13
Management Fees	
Member Expenses	
Benefits Paid/Transfers Out	
Superannuation Surcharge Tax	
Internal Transfer Out	
Closing balance at 30/06/2020	46,115.05

Business Focused Solutions Super Fund

Members Statement

Serafina Greco
 Level 1 1355 Gympie Road
 Aspley, Queensland, 4034, Australia

Your Details

Date of Birth : 18/05/2001
 Age: 19
 Tax File Number: Provided
 Date Joined Fund: 01/07/2019
 Service Period Start Date: 01/07/2019
 Date Left Fund:
 Member Code: GRESER00001A
 Account Start Date 01/07/2019
 Account Phase: Accumulation Phase
 Account Description: Accumulation

Nominated Beneficiaries N/A
 Vested Benefits 14,869.94
 Total Death Benefit 14,869.94

Your Balance

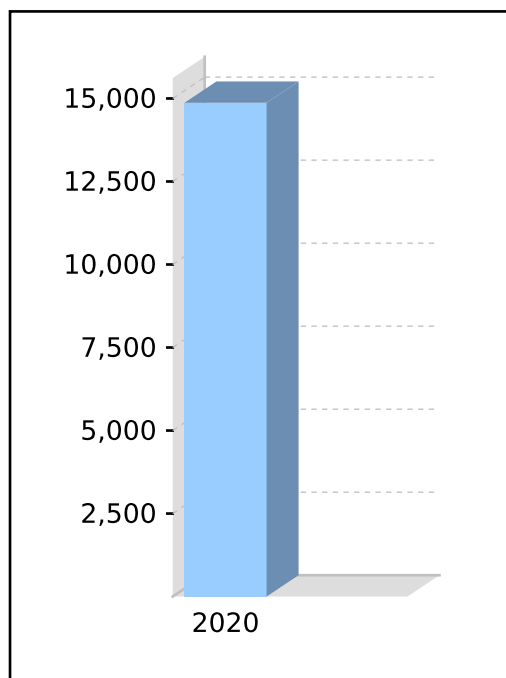
Total Benefits 14,869.94

Preservation Components

Preserved 14,869.94
 Unrestricted Non Preserved
 Restricted Non Preserved

Tax Components

Tax Free
 Taxable 14,869.94



Your Detailed Account Summary

	This Year
Opening balance at 01/07/2019	
<u>Increases to Member account during the period</u>	
Employer Contributions	
Personal Contributions (Concessional)	17,130.00
Personal Contributions (Non Concessional)	
Government Co-Contributions	
Other Contributions	
Proceeds of Insurance Policies	
Transfers In	
Net Earnings	317.34
Internal Transfer In	
<u>Decreases to Member account during the period</u>	
Pensions Paid	
Contributions Tax	2,569.50
Income Tax	7.90
No TFN Excess Contributions Tax	
Excess Contributions Tax	
Refund Excess Contributions	
Division 293 Tax	
Insurance Policy Premiums Paid	
Management Fees	
Member Expenses	
Benefits Paid/Transfers Out	
Superannuation Surcharge Tax	
Internal Transfer Out	
Closing balance at 30/06/2020	14,869.94

Business Focused Solutions Super Fund

Statement of Taxable Income

For the year ended 30 June 2020

	2020
	\$
Benefits accrued as a result of operations	76,278.45
Less	
Realised Accounting Capital Gains	19,385.13
Accounting Trust Distributions	97.58
	<u>19,482.71</u>
Add	
Decrease in MV of investments	4,498.08
Franking Credits	323.83
Foreign Credits	0.29
Taxable Trust Distributions	26.66
Distributed Foreign income	4.45
	<u>4,853.31</u>
SMSF Annual Return Rounding	(2.05)
	<u>61,647.00</u>
Taxable Income or Loss	61,647.00
Income Tax on Taxable Income or Loss	9,247.05
Less	
Franking Credits	323.83
Foreign Credits	0.29
	<u>8,922.93</u>
TAX PAYABLE	8,922.93
Less	
TFN Credits	84.00
	<u>8,838.93</u>
CURRENT TAX OR REFUND	8,838.93
Supervisory Levy	259.00
Income Tax Instalments Paid	(4,233.00)
	<u>4,864.93</u>
AMOUNT DUE OR REFUNDABLE	4,864.93

* Distribution tax components review process has not been completed for the financial year.

Business Focused Solutions Super Fund

Create Entries Report

For the period 01 July 2019 to 30 June 2020

Create Entries Financial Year Summary 01 July 2019 - 30 June 2020

Total Profit	Amount
Income	85,204.04
Less Expense	8,925.59
Total Profit	76,278.45

Tax Summary	Amount
Fund Tax Rate	15.00 %
Total Profit	76,278.45
Less Permanent Differences	(4,498.08)
Less Timing Differences	0.00
Less Exempt Pension Income	0.00
Less Other Non Taxable Income	0.00
Less LIC Deductions	0.00
Add SMSF Non Deductible Expenses	0.00
Add Other Non Deductible Expenses	0.00
Add Total Franking/Foreign/TFN/FRW Credits	324.12
Less Realised Accounting Capital Gains	19,385.13
Less Accounting Trust Distributions	97.58
Add Taxable Trust Distributions	26.66
Add Distributed Foreign income	4.45
Less Tax Losses Deducted	0.00
Add SMSF Annual Return Rounding	(2.05)
Taxable Income	61,647.00
Income Tax on Taxable Income or Loss	9,247.05

Profit/(Loss) Available for Allocation	Amount
Total Available Profit	17,622.00
Franking Credits	323.83
TFN Credits	84.00
Foreign Credits	0.29
FRW Credits	0.00
Total	18,029.83

Income Tax Expense Available for Allocation	Amount
Income Tax on Taxable Income or Loss	9,247.05
Member Specific Income Tax	(8,798.46)
Total Income Tax Expense Allocation	448.59

Final Segment 1 from 01 July 2019 to 30 June 2020

Pool Name Unsegregated Pool

Total Profit	Amount
Income	85,204.04
Less Expense	8,925.59
Total Profit	76,278.45

Create Entries Summary	Amount
Fund Tax Rate	15.00 %
Total Profit	76,278.45
Less Permanent Differences	(4,498.08)
Less Timing Differences	0.00
Less Exempt Pension Income	0.00
Less Other Non Taxable Income	0.00
Add SMSF Non Deductible Expenses	0.00
Add Other Non Deductible Expenses	0.00
Add Total Franking/Foreign/TFN/FRW Credits	408.12
Less Realised Accounting Capital Gains	19,385.13
Less Accounting Trust Distributions	97.58
Add Taxable Trust Distributions	26.66
Add Distributed Foreign income	4.45
Less Tax Losses Deducted	0.00
Add Taxable Income Adjustment	(86.05)
Taxable Income	61,647.00
Income Tax on Taxable Income or Loss	9,247.05

Member Weighted Balance Summary	Weighting%	Amount
Salvatore Enrico Greco(GRESAL00001A)	83.83	189,035.08
Michell Kay Greco(GREMIC00001A)	14.41	32,486.14
Serafina Greco(GRESER00001A)	1.76	3,958.27

Profit/(Loss) Available for Allocation	Amount
Total Available Profit	17,622.00
Franking Credits	323.83
TFN Credits	84.00
FRW Credits	0.00
Total	18,029.83

Allocation to Members	Weighting%	Amount
Salvatore Enrico Greco(GRESAL00001A)	83.83	15,114.40
Michell Kay Greco(GREMIC00001A)	14.41	2,598.10
Serafina Greco(GRESER00001A)	1.76	317.33

Accumulation Weighted Balance Summary	Weighting%	Amount
Salvatore Enrico Greco(GRESAL00001A)	83.83	189,035.08
Michell Kay Greco(GREMIC00001A)	14.41	32,486.14
Serafina Greco(GRESER00001A)	1.76	3,958.27

Income Tax Expense Available for Allocation		Amount
Income Tax on Taxable Income or Loss		9,247.05
Member Specific Income Tax		(8,798.46)
Total Income Tax Expense Allocation		448.59

Allocation to Members	Weighting%	Amount
Salvatore Enrico Greco(GRESAL00001A)	83.83	376.05
Michell Kay Greco(GREMIC00001A)	14.41	64.64
Serafina Greco(GRESER00001A)	1.76	7.90

Calculation of daily member weighted balances

Salvatore Enrico Greco (GRESAL00001A)

Member Balance

01/07/2019	50010	Opening Balance	181,684.28	181,684.28
27/10/2019	52420	Contributions	3,288.48	2,228.26
27/10/2019	53800	Contributions Tax	(493.27)	(334.24)
28/01/2020	52420	Contributions	3,836.56	1,624.77
28/01/2020	53800	Contributions Tax	(575.48)	(243.71)
20/03/2020	52420	Contributions	17,870.00	5,028.99
20/03/2020	53800	Contributions Tax	(2,680.50)	(754.35)
08/06/2020	53920	Life Insurance Premiums	(3,165.46)	(198.92)
		Total Amount (Weighted)		189,035.08

Michell Kay Greco (GREMIC00001A)

Member Balance

01/07/2019	50010	Opening Balance	26,839.21	26,839.21
20/03/2020	52420	Contributions	25,000.00	7,035.52
20/03/2020	53800	Contributions Tax	(3,750.00)	(1,055.33)
08/06/2020	53920	Life Insurance Premiums	(5,303.13)	(333.26)
		Total Amount (Weighted)		32,486.14

Serafina Greco (GRESER00001A)

Member Balance

01/07/2019	50010	Opening Balance	0.00	0.00
20/03/2020	52420	Contributions	12,130.00	3,413.63
20/03/2020	53800	Contributions Tax	(1,819.50)	(512.05)
01/04/2020	52420	Contributions	5,000.00	1,243.17
01/04/2020	53800	Contributions Tax	(750.00)	(186.48)
		Total Amount (Weighted)		3,958.27

Calculation of Net Capital Gains

Capital gains from Unsegregated Pool	19,535.60
Capital gains from Unsegregated Pool - Collectables	0.00
Capital Gain Adjustment from prior segments	0.00
Realised Notional gains	0.00
Carried forward losses from prior years	86,707.00
Current year capital losses from Unsegregated Pool	0.00
Current year capital losses from Unsegregated Pool - Collectables	0.00
Losses Applied	19,535.60
Total CGT Discount Applied	0.00
Capital Gain /(Losses carried forward)	0.00
CGT allocated in prior segments	0.00
Allocations of Net Capital Gains to Pools	
Capital Gain Proportion - Unsegregated Pool (19535.60/19535.60)=100.00%	0.00

Foreign Tax Offset Calculations

Segment 01 July 2019 to 30 June 2020

Claimable FTO - Unsegregated Pool	0.29
-----------------------------------	------

Claimable FTO	0.29
----------------------	-------------

Total Claimable Foreign Credits for the Year	0.29
---	-------------

Foreign Tax Offset (Label C1)	0.29
--------------------------------------	------

Applied/Claimed FTO	0.29
----------------------------	------

Allocations of Foreign Tax Offset to Members

Salvatore Enrico Greco(GRESAL00001A) - 83.84 %	0.24
--	------

Michell Kay Greco(GREMIC00001A) - 14.41 %	0.04
---	------

Serafina Greco(GRESER00001A) - 1.75 %	0.01
---------------------------------------	------

Total Foreign Tax Offset Allocated to Members	0.29
--	-------------

Self-managed superannuation fund annual return **2020**

Who should complete this annual return?

Only self-managed superannuation funds (SMSFs) can complete this annual return. All other funds must complete the *Fund income tax return 2020* (NAT 71287).

- ❗ The *Self-managed superannuation fund annual return instructions 2020* (NAT 71606) (the instructions) can assist you to complete this annual return.
- ⊖ The SMSF annual return cannot be used to notify us of a change in fund membership. You must update fund details via ABR.gov.au or complete the Change of details for superannuation entities form (NAT 3036).

To complete this annual return

- Print clearly, using a BLACK pen only.
- Use BLOCK LETTERS and print one character per box.

S	M	I	T	H		S	T				
---	---	---	---	---	--	---	---	--	--	--	--
- Place in ALL applicable boxes.

- Postal address for annual returns:

Australian Taxation Office
GPO Box 9845
[insert the name and postcode
of your capital city]

For example;

Australian Taxation Office
GPO Box 9845
SYDNEY NSW 2001

Section A: Fund information

1 Tax file number (TFN)

- To assist processing, write the fund's TFN at the top of pages 3, 5, 7 and 9.

- ❗ The ATO is authorised by law to request your TFN. You are not obliged to quote your TFN but not quoting it could increase the chance of delay or error in processing your annual return. See the Privacy note in the Declaration.

2 Name of self-managed superannuation fund (SMSF)

3 Australian business number (ABN) (if applicable)

4 Current postal address

Suburb/town

State/territory

Postcode

5 Annual return status

Is this an amendment to the SMSF's 2020 return?

A No Yes

Is this the first required return for a newly registered SMSF?

B No Yes

Tax File Number **6 SMSF auditor**

Auditor's name

Title: Mr Mrs Miss Ms Other

Family name

First given name

Other given names

SMSF Auditor Number

Auditor's phone number

Postal address

Suburb/town

State/territory

Postcode

Date audit was completed

A

Day

Month

Year

Was Part A of the audit report qualified?

B

No

Yes

Was Part B of the audit report qualified?

C

No

Yes

If Part B of the audit report was qualified,
have the reported issues been rectified?**D**

No

Yes

7 Electronic funds transfer (EFT)

We need your self-managed super fund's financial institution details to pay any super payments and tax refunds owing to you.

A Fund's financial institution account details

This account is used for super contributions and rollovers. Do not provide a tax agent account here.

Fund BSB number

Fund account number

Fund account name

I would like my tax refunds made to this account. Go to C.**B Financial institution account details for tax refunds**

This account is used for tax refunds. You can provide a tax agent account here.

BSB number

Account number

Account name

C Electronic service address aliasProvide the electronic service address alias (ESA) issued by your SMSF messaging provider.
(For example, SMSFdataESAAlias). See instructions for more information.

Tax File Number

- 8 Status of SMSF** Australian superannuation fund **A** No Yes Fund benefit structure **B** Code
- Does the fund trust deed allow acceptance of the Government's Super Co-contribution and Low Income Super Amounts? **C** No Yes

9 Was the fund wound up during the income year?

No Yes If yes, provide the date on which the fund was wound up ^{Day} / ^{Month} / ^{Year} Have all tax lodgment and payment obligations been met? No Yes

10 Exempt current pension income

Did the fund pay retirement phase superannuation income stream benefits to one or more members in the income year?

To claim a tax exemption for current pension income, you must pay at least the minimum benefit payment under the law. Record exempt current pension income at Label **A**.

No Go to Section B: Income.

Yes Exempt current pension income amount **A** \$

Which method did you use to calculate your exempt current pension income?

Segregated assets method **B**

Unsegregated assets method **C** Was an actuarial certificate obtained? **D** Yes

Did the fund have any other income that was assessable?

E Yes Go to Section B: Income.

No Choosing 'No' means that you do not have any assessable income, including no-TFN quoted contributions. Go to Section C: Deductions and non-deductible expenses. (Do **not** complete Section B: Income.)

If you are entitled to claim any tax offsets, you can list these at Section D: Income tax calculation statement.

Tax File Number **Provided**

Section B: Income

Do not complete this section if all superannuation interests in the SMSF were supporting superannuation income streams in the retirement phase for the **entire year**, there was **no** other income that was assessable, and you **have not** realised a deferred notional gain. If you are entitled to claim any tax offsets, you can record these at Section D: Income tax calculation statement.

11 Income

Did you have a capital gains tax (CGT) event during the year?

G No Yes

If the total capital loss or total capital gain is greater than \$10,000 or you elected to use the transitional CGT relief in 2017 and the deferred notional gain has been realised, complete and attach a *Capital gains tax (CGT) schedule 2020*.

Have you applied an exemption or rollover?

M No Yes Code

Net capital gain **A** \$

Gross rent and other leasing and hiring income **B** \$

Gross interest **C** \$

Forestry managed investment scheme income **X** \$

Gross foreign income **D1** \$ Net foreign income **D** \$ Loss

Australian franking credits from a New Zealand company **E** \$

Transfers from foreign funds **F** \$ Number

Gross payments where ABN not quoted **H** \$

Calculation of assessable contributions
Assessable employer contributions
R1 \$

plus Assessable personal contributions
R2 \$

plus ****No-TFN-quoted contributions**
R3 \$
(an amount must be included even if it is zero)

less Transfer of liability to life insurance company or PST
R6 \$

Gross distribution from partnerships **I** \$ Loss

*Unfranked dividend amount **J** \$

*Franked dividend amount **K** \$

*Dividend franking credit **L** \$

*Gross trust distributions **M** \$ Code

Assessable contributions
R1 plus R2 plus R3 less R6
R \$

Calculation of non-arm's length income

*Net non-arm's length private company dividends
U1 \$

plus *Net non-arm's length trust distributions
U2 \$

plus *Net other non-arm's length income
U3 \$

*Other income **S** \$ Code

*Assessable income due to changed tax status of fund **T** \$

Net non-arm's length income
(subject to 45% tax rate)
U1 plus U2 plus U3
U \$

#This is a mandatory label.
*If an amount is entered at this label, check the instructions to ensure the correct tax treatment has been applied.

GROSS INCOME **W** \$ Loss
(Sum of labels A to U)


Exempt current pension income **Y** \$

TOTAL ASSESSABLE INCOME **V** \$ Loss
(W less Y)

Tax File Number Provided

Section C: Deductions and non-deductible expenses

12 Deductions and non-deductible expenses

 Under 'Deductions' list all expenses and allowances you are entitled to claim a deduction for. Under 'Non-deductible expenses', list all other expenses or normally allowable deductions that you cannot claim as a deduction (for example, all expenses related to exempt current pension income should be recorded in the 'Non-deductible expenses' column).

	DEDUCTIONS		NON-DEDUCTIBLE EXPENSES
Interest expenses within Australia	A1 \$ <input style="width: 150px;" type="text"/>		A2 \$ <input style="width: 150px;" type="text"/>
Interest expenses overseas	B1 \$ <input style="width: 150px;" type="text"/>		B2 \$ <input style="width: 150px;" type="text"/>
Capital works expenditure	D1 \$ <input style="width: 150px;" type="text"/>		D2 \$ <input style="width: 150px;" type="text"/>
Decline in value of depreciating assets	E1 \$ <input style="width: 150px;" type="text"/>		E2 \$ <input style="width: 150px;" type="text"/>
Insurance premiums – members	F1 \$ <input style="width: 150px;" type="text" value="8,468"/>		F2 \$ <input style="width: 150px;" type="text"/>
SMSF auditor fee	H1 \$ <input style="width: 150px;" type="text" value="198"/>		H2 \$ <input style="width: 150px;" type="text"/>
Investment expenses	I1 \$ <input style="width: 150px;" type="text"/>		I2 \$ <input style="width: 150px;" type="text"/>
Management and administration expenses	J1 \$ <input style="width: 150px;" type="text" value="259"/>		J2 \$ <input style="width: 150px;" type="text"/>
Forestry managed investment scheme expense	U1 \$ <input style="width: 150px;" type="text"/>		U2 \$ <input style="width: 150px;" type="text"/>
Other amounts	L1 \$ <input style="width: 150px;" type="text"/>	Code <input style="width: 20px; height: 15px;" type="text"/>	L2 \$ <input style="width: 150px;" type="text" value="2,409"/>
Tax losses deducted	M1 \$ <input style="width: 150px;" type="text"/>		Code <input style="width: 20px; height: 15px;" type="text" value="0"/>

TOTAL DEDUCTIONS

N \$

(Total **A1** to **M1**)

TOTAL NON-DEDUCTIBLE EXPENSES

Y \$

(Total **A2** to **L2**)

#TAXABLE INCOME OR LOSS

O \$

(TOTAL ASSESSABLE INCOME less TOTAL DEDUCTIONS)

Loss

TOTAL SMSF EXPENSES

Z \$

(N plus Y)

#This is a mandatory label.

Tax File Number **Section D: Income tax calculation statement****#Important:**

Section B label **R3**, Section C label **O** and Section D labels **A, T1, J, T5** and **I** are mandatory. If you leave these labels blank, you will have specified a zero amount.

13 Calculation statement

Please refer to the *Self-managed superannuation fund annual return instructions 2020* on how to complete the calculation statement.

#Taxable income **A** \$ *(an amount must be included even if it is zero)*#Tax on taxable income **T1** \$ *(an amount must be included even if it is zero)*#Tax on no-TFN-quoted contributions **J** \$ *(an amount must be included even if it is zero)*Gross tax **B** \$ *(T1 plus J)*

Foreign income tax offset

C1 \$

Rebates and tax offsets

C2 \$

Non-refundable non-carry forward tax offsets

C \$ *(C1 plus C2)*

SUBTOTAL 1

T2 \$ *(B less C – cannot be less than zero)*

Early stage venture capital limited partnership tax offset

D1 \$

Early stage venture capital limited partnership tax offset carried forward from previous year

D2 \$

Early stage investor tax offset

D3 \$

Early stage investor tax offset carried forward from previous year

D4 \$

Non-refundable carry forward tax offsets

D \$ *(D1 plus D2 plus D3 plus D4)*

SUBTOTAL 2

T3 \$ *(T2 less D – cannot be less than zero)*

Complying fund's franking credits tax offset

E1 \$

No-TFN tax offset

E2 \$

National rental affordability scheme tax offset

E3 \$

Exploration credit tax offset

E4 \$

Refundable tax offsets

E \$ *(E1 plus E2 plus E3 plus E4)*#TAX PAYABLE **T5** \$ *(T3 less E – cannot be less than zero)*

Section 102AAM interest charge

G \$

Tax File Number Provided

H1	Credit for interest on early payments – amount of interest	<input type="text"/>	
H2	Credit for tax withheld – foreign resident withholding (excluding capital gains)	<input type="text"/>	
H3	Credit for tax withheld – where ABN or TFN not quoted (non-individual)	<input type="text" value="84.00"/>	
H5	Credit for TFN amounts withheld from payments from closely held trusts	<input type="text" value="0.00"/>	
H6	Credit for interest on no-TFN tax offset	<input type="text"/>	
H8	Credit for foreign resident capital gains withholding amounts	<input type="text" value="0.00"/>	
			Eligible credits H \$ <input type="text" value="84.00"/> <i>(H1 plus H2 plus H3 plus H5 plus H6 plus H8)</i>

#Tax offset refunds <small>(Remainder of refundable tax offsets)</small>	I	<input type="text" value="0.00"/>
<small>(unused amount from label E – an amount must be included even if it is zero)</small>		

PAYG instalments raised

K \$

Supervisory levy

L \$

Supervisory levy adjustment for wound up funds

M \$

Supervisory levy adjustment for new funds

N \$

AMOUNT DUE OR REFUNDABLE <small>A positive amount at S is what you owe, while a negative amount is refundable to you.</small>	S	<input type="text" value="4,864.93"/>
<small>(T5 plus G less H less I less K plus L less M plus N)</small>		

#This is a mandatory label.

Section E: Losses

14 Losses

! If total loss is greater than \$100,000, complete and attach a Losses schedule 2020.

Tax losses carried forward to later income years **U** \$

Net capital losses carried forward to later income years **V** \$

Tax File Number

Section F: **Member information**

MEMBER 1

Title: Mr Mrs Miss Ms Other

Family name

First given name Other given names

Member's TFN See the Privacy note in the Declaration. Date of birth / /

Contributions

I Refer to instructions for completing these labels.

Employer contributions
A \$
ABN of principal employer
A1
Personal contributions
B \$
CGT small business retirement exemption
C \$
CGT small business 15-year exemption amount
D \$
Personal injury election
E \$
Spouse and child contributions
F \$
Other third party contributions
G \$

Proceeds from primary residence disposal
H \$
Receipt date Day / Month / Year
H1
Assessable foreign superannuation fund amount
I \$
Non-assessable foreign superannuation fund amount
J \$
Transfer from reserve: assessable amount
K \$
Transfer from reserve: non-assessable amount
L \$
Contributions from non-complying funds and previously non-complying funds
T \$
Any other contributions (including Super Co-contributions and Low Income Super Amounts)
M \$

TOTAL CONTRIBUTIONS N \$
(Sum of labels **A** to **M**)

Other transactions

Accumulation phase account balance
S1 \$
Retirement phase account balance - Non CDBIS
S2 \$
Retirement phase account balance - CDBIS
S3 \$

Allocated earnings or losses **O** \$ Loss
Inward rollovers and transfers **P** \$
Outward rollovers and transfers **Q** \$
Lump Sum payments **R1** \$ Code
Income stream payments **R2** \$ Code

TRIS Count **CLOSING ACCOUNT BALANCE S** \$
(**S1** plus **S2** plus **S3**)

Accumulation phase value **X1** \$
Retirement phase value **X2** \$
Outstanding limited recourse borrowing arrangement amount **Y** \$

Tax File Number **Provided**

MEMBER 2

Title: Mr Mrs Miss Ms Other

Family name **Greco**

First given name **Michell Kay** Other given names

Member's TFN **Provided** Date of birth **29 / 11 / 1966**

See the Privacy note in the Declaration.

Contributions

OPENING ACCOUNT BALANCE \$ **26,839.21**

I Refer to instructions for completing these labels.

Employer contributions

A \$

ABN of principal employer

A1

Personal contributions

B \$ **25,000.00**

CGT small business retirement exemption

C \$

CGT small business 15-year exemption amount

D \$

Personal injury election

E \$

Spouse and child contributions

F \$

Other third party contributions

G \$

Proceeds from primary residence disposal

H \$

Receipt date Day / Month / Year

H1

Assessable foreign superannuation fund amount

I \$

Non-assessable foreign superannuation fund amount

J

Transfer from reserve: assessable amount

K \$

Transfer from reserve: non-assessable amount

L \$

Contributions from non-complying funds and previously non-complying funds

T \$

Any other contributions (including Super Co-contributions and Low Income Super Amounts)

M \$

TOTAL CONTRIBUTIONS N \$ **25,000.00**

(Sum of labels **A** to **M**)

Other transactions

Allocated earnings or losses

O \$ **5,724.16**

Loss **L**

Inward rollovers and transfers

P \$

Outward rollovers and transfers

Q \$

Lump Sum payments

R1 \$

Income stream payments

R2 \$

Code

Code

Accumulation phase account balance

S1 \$ **46,115.05**

Retirement phase account balance - Non CDBIS

S2 \$ **0.00**

Retirement phase account balance - CDBIS

S3 \$ **0.00**

0 TRIS Count

CLOSING ACCOUNT BALANCE S \$ **46,115.05**

(**S1** plus **S2** plus **S3**)

Accumulation phase value **X1** \$

Retirement phase value **X2** \$

Outstanding limited recourse borrowing arrangement amount **Y** \$

Tax File Number

MEMBER 3

Title: Mr Mrs Miss Ms Other

Family name

First given name Other given names

Member's TFN Date of birth / /

Contributions

OPENING ACCOUNT BALANCE \$

I Refer to instructions for completing these labels.

Employer contributions

A \$

ABN of principal employer

A1

Personal contributions

B \$

CGT small business retirement exemption

C \$

CGT small business 15-year exemption amount

D \$

Personal injury election

E \$

Spouse and child contributions

F \$

Other third party contributions

G \$

Proceeds from primary residence disposal

H \$

Receipt date Day / Month / Year

H1

Assessable foreign superannuation fund amount

I \$

Non-assessable foreign superannuation fund amount

J \$

Transfer from reserve: assessable amount

K \$

Transfer from reserve: non-assessable amount

L \$

Contributions from non-complying funds and previously non-complying funds

T \$

Any other contributions (including Super Co-contributions and Low Income Super Amounts)

M \$

TOTAL CONTRIBUTIONS N \$

(Sum of labels **A** to **M**)

Other transactions

Allocated earnings or losses **O** \$

Loss

Accumulation phase account balance **S1** \$

Inward rollovers and transfers **P** \$

Retirement phase account balance - Non CDBIS **S2** \$

Outward rollovers and transfers **Q** \$

Retirement phase account balance - CDBIS **S3** \$

Lump Sum payments **R1** \$

Income stream payments **R2** \$

Code

Code

TRIS Count

CLOSING ACCOUNT BALANCE S \$

(**S1** plus **S2** plus **S3**)

Accumulation phase value **X1** \$

Retirement phase value **X2** \$

Outstanding limited recourse borrowing arrangement amount **Y** \$

Tax File Number Provided

Section H: Assets and liabilities

15 ASSETS

15a Australian managed investments

Listed trusts **A** \$

Unlisted trusts **B** \$

Insurance policy **C** \$

Other managed investments **D** \$

15b Australian direct investments

Cash and term deposits **E** \$

Limited recourse borrowing arrangements

Australian residential real property

J1 \$

Australian non-residential real property

J2 \$

Overseas real property

J3 \$

Australian shares

J4 \$

Overseas shares

J5 \$

Other

J6 \$

Property count

J7

Debt securities **F** \$

Loans **G** \$

Listed shares **H** \$

Unlisted shares **I** \$

Limited recourse borrowing arrangements **J** \$

Non-residential real property **K** \$

Residential real property **L** \$

Collectables and personal use assets **M** \$

Other assets **O** \$

15c Other investments

Crypto-Currency **N** \$

15d Overseas direct investments

Overseas shares **P** \$

Overseas non-residential real property **Q** \$

Overseas residential real property **R** \$

Overseas managed investments **S** \$

Other overseas assets **T** \$

TOTAL AUSTRALIAN AND OVERSEAS ASSETS U \$
(Sum of labels **A** to **T**)

15e In-house assets

Did the fund have a loan to, lease to or investment in, related parties (known as in-house assets) at the end of the income year? **A** No Yes \$

Tax File Number

15f Limited recourse borrowing arrangements

If the fund had an LRBA were the LRBA borrowings from a licensed financial institution? **A** No Yes

Did the members or related parties of the fund use personal guarantees or other security for the LRBA? **B** No Yes

16 LIABILITIES

Borrowings for limited recourse borrowing arrangements V1 \$ <input type="text"/>		
Permissible temporary borrowings V2 \$ <input type="text"/>		
Other borrowings V3 \$ <input type="text"/>		
		Borrowings V \$ <input type="text"/>
		Total member closing account balances (total of all CLOSING ACCOUNT BALANCES from Sections F and G) W \$ <input type="text" value="275,962"/>
		Reserve accounts X \$ <input type="text"/>
		Other liabilities Y \$ <input type="text" value="10,080"/>
		TOTAL LIABILITIES Z \$ <input type="text" value="286,042"/>

Section I: Taxation of financial arrangements

17 Taxation of financial arrangements (TOFA)

Total TOFA gains **H** \$

Total TOFA losses **I** \$

Section J: Other information

Family trust election status

If the trust or fund has made, or is making, a family trust election, write the four-digit **income year specified** of the election (for example, for the 2019-20 income year, write **2020**). **A**

If revoking or varying a family trust election, print **R** for revoke or print **V** for variation, and complete and attach the *Family trust election, revocation or variation 2020*. **B**

Interposed entity election status

If the trust or fund has an existing election, write the earliest income year specified. If the trust or fund is making one or more elections this year, write the earliest income year being specified and complete an *Interposed entity election or revocation 2020* for each election. **C**

If revoking an interposed entity election, print **R**, and complete and attach the *Interposed entity election or revocation 2020*. **D**

Tax File Number **Section K: Declarations**

Penalties may be imposed for false or misleading information in addition to penalties relating to any tax shortfalls.

Important

Before making this declaration check to ensure that all income has been disclosed and the annual return, all attached schedules and any additional documents are true and correct in every detail. If you leave labels blank, you will have specified a zero amount or the label was not applicable to you. If you are in doubt about any aspect of the annual return, place all the facts before the ATO.

Privacy

The ATO is authorised by the **Taxation Administration Act 1953** to request the provision of tax file numbers (TFNs). We will use the TFN to identify the entity in our records. It is not an offence not to provide the TFN. However if you do not provide the TFN, the processing of this form may be delayed.

Taxation law authorises the ATO to collect information and disclose it to other government agencies. For information about your privacy go to ato.gov.au/privacy

TRUSTEE'S OR DIRECTOR'S DECLARATION:

I declare that, the current trustees and directors have authorised this annual return and it is documented as such in the SMSF's records. I have received a copy of the audit report and are aware of any matters raised therein. The information on this annual return, including any attached schedules and additional documentation is true and correct.

Authorised trustee's, director's or public officer's signature

Date / /

Preferred trustee or director contact details:

Title: Mr Mrs Miss Ms Other

Family name

First given name

Other given names

Phone number

Email address

Non-individual trustee name (if applicable)

ABN of non-individual trustee

Time taken to prepare and complete this annual return Hrs

! The Commissioner of Taxation, as Registrar of the Australian Business Register, may use the ABN and business details which you provide on this annual return to maintain the integrity of the register. For further information, refer to the instructions.

TAX AGENT'S DECLARATION:

I declare that the Self-managed superannuation fund annual return 2020 has been prepared in accordance with information provided by the trustees, that the trustees have given me a declaration stating that the information provided to me is true and correct, and that the trustees have authorised me to lodge this annual return.

Tax agent's signature

Date / /

Tax agent's contact details

Title: Mr Mrs Miss Ms Other

Family name

First given name

Other given names

Tax agent's practice

Tax agent's phone number

Reference number

Tax agent number

Capital gains tax (CGT) schedule

2020

When completing this form

- Print clearly, using a black or dark blue pen only.
- Use BLOCK LETTERS and print one character in each box.

S	M	I	T	H		S	T												
---	---	---	---	---	--	---	---	--	--	--	--	--	--	--	--	--	--	--	--

- Do not use correction fluid or covering stickers.
- Sign next to any corrections with your **full signature** (not initials).

- Use in conjunction with company, trust, fund income tax return or the self-managed superannuation fund annual return.
- Refer to the *Guide to capital gains tax 2020* available on our website at ato.gov.au for instructions on how to complete this schedule.

Tax file number (TFN)

i We are authorised by law to request your TFN. You do not have to quote your TFN. However, if you don't it could increase the chance of delay or error in processing your form.

Australian business number (ABN)

Taxpayer's name

1 Current year capital gains and capital losses

	Capital gain	Capital loss
Shares in companies listed on an Australian securities exchange	A \$ <input type="text" value="19,535"/>	K \$ <input type="text"/>
Other shares	B \$ <input type="text"/>	L \$ <input type="text"/>
Units in unit trusts listed on an Australian securities exchange	C \$ <input type="text"/>	M \$ <input type="text"/>
Other units	D \$ <input type="text"/>	N \$ <input type="text"/>
Real estate situated in Australia	E \$ <input type="text"/>	O \$ <input type="text"/>
Other real estate	F \$ <input type="text"/>	P \$ <input type="text"/>
Amount of capital gains from a trust (including a managed fund)	G \$ <input type="text"/>	
Collectables	H \$ <input type="text"/>	Q \$ <input type="text"/>
Other CGT assets and any other CGT events	I \$ <input type="text"/>	R \$ <input type="text"/>
Amount of capital gain previously deferred under transitional CGT relief for superannuation funds	S \$ <input type="text" value="0"/>	
Total current year capital gains	J \$ <input type="text" value="19,535"/>	

Add the amounts at labels **K** to **R** and write the total in item 2 label **A** – **Total current year capital losses**.

Tax File Number **2 Capital losses**Total current year capital losses **A** \$ Total current year capital losses applied **B** \$ Total prior year net capital losses applied **C** \$ Total capital losses transferred in applied
(only for transfers involving a foreign bank branch or
permanent establishment of a foreign financial entity) **D** \$ Total capital losses applied **E** \$ Add amounts at **B**, **C** and **D**.**3 Unapplied net capital losses carried forward**Net capital losses from collectables carried forward to later income years **A** \$ Other net capital losses carried forward to later income years **B** \$ Add amounts at **A** and **B** and transfer the total
to label **V** – **Net capital losses carried forward
to later income years** on your tax return.**4 CGT discount**Total CGT discount applied **A** \$ **5 CGT concessions for small business**Small business active asset reduction **A** \$ Small business retirement exemption **B** \$ Small business rollover **C** \$ Total small business concessions applied **D** \$ **6 Net capital gain**Net capital gain **A** \$ **1J** less **2E** less **4A** less **5D** (cannot be less than
zero). Transfer the amount at **A** to label **A** – **Net
capital gain** on your tax return.

Tax File Number

Provided

7 Earnout arrangements

Are you a party to an earnout arrangement? **A** Yes, as a buyer Yes, as a seller No
 (Print in the appropriate box.)

! If you are a party to more than one earnout arrangement, copy and attach a separate sheet to this schedule providing the details requested here for each additional earnout arrangement.

How many years does the earnout arrangement run for? **B**

What year of that arrangement are you in? **C**

If you are the seller, what is the total estimated capital proceeds from the earnout arrangement? **D** \$

Amount of any capital gain or loss you made under your non-qualifying arrangement in the income year. **E** \$ / ^{LOSS}

! Request for amendment

If you received or provided a financial benefit under a look-through earnout right created in an earlier income year and you wish to seek an amendment to that earlier income year, complete the following:

Income year earnout right created **F**

Amended net capital gain or capital losses carried forward **G** \$ / ^{LOSS}

8 Other CGT information required (if applicable)

Small business 15 year exemption – exempt capital gains **A** \$ / ^{CODE}

Capital gains disregarded by a foreign resident **B** \$

Capital gains disregarded as a result of a scrip for scrip rollover **C** \$

Capital gains disregarded as a result of an inter-company asset rollover **D** \$

Capital gains disregarded by a demerging entity **E** \$

Tax File Number

Taxpayer's declaration

! If the schedule is not lodged with the income tax return you are required to sign and date the schedule.

Important

Before making this declaration check to ensure that all the information required has been provided on this form and any attachments to this form, and that the information provided is true and correct in every detail. If you are in doubt about any aspect of the tax return, place all the facts before the ATO. The income tax law imposes heavy penalties for false or misleading statements.

Privacy

Taxation law authorises the ATO to collect information and disclose it to other government agencies. This includes personal information of the person authorised to sign the declaration. For information about your privacy go to ato.gov.au/privacy

I declare that the information on this form is true and correct.

Signature

Date

Day	Month	Year
<input type="text"/>	<input type="text"/>	<input type="text"/>

Contact name

Salvatore Enrico Greco

Daytime contact number (include area code)

0732635200

Losses schedule

2020

Companies and trusts that do not join consolidated groups should complete and attach this schedule to their 2020 tax return. Superannuation funds should complete and attach this schedule to their 2020 tax return.

Print neatly in BLOCK LETTERS with a black or blue ballpoint pen only. Print one letter or number in each box. Do not use correction fluid or tape.

Place in all applicable boxes.

Refer to *Losses schedule instructions 2020*, available on our website ato.gov.au for instructions on how to complete this schedule.

Tax file number (TFN)

Provided

Name of entity

Business Focused Solutions Super Fund

Australian business number

39452788105

Part A – Losses carried forward to the 2020–21 income year – excludes film losses

1 Tax losses carried forward to later income years

Year of loss	
2019–20	B <input type="text"/>
2018–19	C <input type="text"/>
2017–18	D <input type="text"/>
2016–17	E <input type="text"/>
2015–16	F <input type="text"/>
2014–15 and earlier income years	G <input type="text"/>
Total	U <input type="text"/>

Transfer the amount at **U** to the **Tax losses carried forward to later income years** label on your tax return.

2 Net capital losses carried forward to later income years

Year of loss	
2019–20	H <input type="text"/>
2018–19	I <input type="text"/>
2017–18	J <input type="text"/>
2016–17	K <input type="text"/>
2015–16	L <input type="text"/>
2014–15 and earlier income years	M <input type="text"/> 67,171
Total	V <input type="text"/> 67,171

Transfer the amount at **V** to the **Net capital losses carried forward to later income years** label on your tax return.

Tax File Number **Part B – Ownership and business continuity test** – company and listed widely held trust only

Complete item 3 of **Part B** if a loss is being carried forward to later income years and the business continuity test has to be satisfied in relation to that loss.

Do not complete items 1 or 2 of **Part B** if, in the 2019–20 income year, no loss has been claimed as a deduction, applied against a net capital gain or, in the case of companies, losses have not been transferred in or out.

1 Whether continuity of majority ownership test passed

Note: If the entity has deducted, applied, transferred in or transferred out (as applicable) in the 2019–20 income year a loss incurred in any of the listed years, print **X** in the **Yes** or **No** box to indicate whether the entity has satisfied the continuity of majority ownership test in respect of that loss.

Year of loss		Yes	No
2019–20	A	<input type="checkbox"/>	<input type="checkbox"/>
2018–19	B	<input type="checkbox"/>	<input type="checkbox"/>
2017–18	C	<input type="checkbox"/>	<input type="checkbox"/>
2016–17	D	<input type="checkbox"/>	<input type="checkbox"/>
2015–16	E	<input type="checkbox"/>	<input type="checkbox"/>
2014–15 and earlier income years	F	<input type="checkbox"/>	<input type="checkbox"/>

2 Amount of losses deducted/applied for which the continuity of majority ownership test is not passed but the business continuity test is satisfied – excludes film lossesTax losses **G** Net capital losses **H** **3 Losses carried forward for which the business continuity test must be satisfied before they can be deducted/applied in later years** – excludes film lossesTax losses **I** Net capital losses **J** **4 Do current year loss provisions apply?**

Is the company required to calculate its taxable income or tax loss for the year under Subdivision 165-B or its net capital gain or net capital loss for the year under Subdivision 165-CB of the *Income Tax Assessment Act 1997* (ITAA 1997)?

K Yes No **Part C – Unrealised losses** – company only

Note: These questions relate to the operation of Subdivision 165-CC of ITAA 1997.

Has a changeover time occurred in relation to the company after 1.00pm by legal time in the Australian Capital Territory on 11 November 1999?

L Yes No

If you printed **X** in the **No** box at **L**, do not complete **M**, **N** or **O**.

At the changeover time did the company satisfy the maximum net asset value test under section 152-15 of ITAA 1997?

M Yes No

If you printed **X** in the **No** box at **M**, has the company determined it had an unrealised net loss at the changeover time?

N Yes No

If you printed **X** in the **Yes** box at **N**, what was the amount of unrealised net loss calculated under section 165-115E of ITAA 1997?

O

Tax File Number **Part D – Life insurance companies**Complying superannuation class tax losses carried forward to later income years **P** Complying superannuation net capital losses carried forward to later income years **Q** **Part E – Controlled foreign company losses**Current year CFC losses **M** CFC losses deducted **N** CFC losses carried forward **O** **Part F – Tax losses reconciliation statement**Balance of tax losses brought forward from the prior income year **A** **ADD** Uplift of tax losses of designated infrastructure project entities **B** **SUBTRACT** Net forgiven amount of debt **C** **ADD** Tax loss incurred (if any) during current year **D** **ADD** Tax loss amount from conversion of excess franking offsets **E** **SUBTRACT** Net exempt income **F** **SUBTRACT** Tax losses forgone **G** **SUBTRACT** Tax losses deducted **H** **SUBTRACT** Tax losses transferred out under Subdivision 170-A (only for transfers involving a foreign bank branch or a PE of a foreign financial entity) **I** Total tax losses carried forward to later income years **J**

Tax File Number

If the schedule is not lodged with the income tax return you are required to sign and date the schedule.

Important

Before making this declaration check to ensure that all the information required has been provided on this form and any attachments to this form, and that the information provided is true and correct in every detail. If you are in doubt about any aspect of the tax return, place all the facts before the ATO. The income tax law imposes heavy penalties for false or misleading statements.

Privacy

Taxation law authorises the ATO to collect information and disclose it to other government agencies. This includes personal information of the person authorised to sign the declaration. For information about your privacy go to ato.gov.au/privacy

Taxpayer's declaration

I declare that the information on this form is true and correct.

Signature

Date / /

Contact person

Daytime contact number (include area code)

Business Focused Solutions Super Fund

General Ledger

As at 30 June 2020

Transaction Date	Description	Units	Debit	Credit	Balance \$
Distributions Received (23800)					
<u>Efts Fang+ Etf (FANG.AX)</u>					
30/06/2020	FANG Distribution receivable			80.47	80.47 CR
				80.47	80.47 CR
<u>Vanguard Australian Shares Index Etf (VAS.AX1)</u>					
30/06/2020	Distribution receivable Vanguard			17.11	17.11 CR
				17.11	17.11 CR
Dividends Received (23900)					
<u>Collection House Limited (CLH.AX)</u>					
25/10/2019	Collection House div			71.75	71.75 CR
				71.75	71.75 CR
<u>Flight Centre Travel Group Limited (FLT.AX)</u>					
11/10/2019	Flight Centre div			289.10	289.10 CR
				289.10	289.10 CR
<u>Medibank Private Limited (MPL.AX)</u>					
26/09/2019	Medibank div			229.09	229.09 CR
26/03/2020	Medibank div			131.90	360.99 CR
				360.99	360.99 CR
Contributions (24200)					
<u>(Contributions) Greco, Michell Kay - Accumulation (GREMIC00001A)</u>					
20/03/2020	Personal contributions			25,000.00	25,000.00 CR
				25,000.00	25,000.00 CR
<u>(Contributions) Greco, Salvatore Enrico - Accumulation (GRESAL00001A)</u>					
27/10/2019	Sam Employer super			3,288.48	3,288.48 CR
28/01/2020	Sam employer super			3,836.56	7,125.04 CR
20/03/2020	Personal contributions			17,870.00	24,995.04 CR
				24,995.04	24,995.04 CR
<u>(Contributions) Greco, Serafina - Accumulation (GRESER00001A)</u>					
20/03/2020	Personal contributions			12,130.00	12,130.00 CR
01/04/2020	Personal contributions			5,000.00	17,130.00 CR
				17,130.00	17,130.00 CR
Changes in Market Values of Investments (24700)					
<u>Changes in Market Values of Investments (24700)</u>					
31/03/2020	Revaluation - 19/03/2020 @ \$9.910000 (System Price) - 295.000000 Units on hand (FLT.AX)		9,333.80		9,333.80 DR
31/03/2020	Revaluation - 30/03/2020 @ \$2.820000 (System Price) - 2,314.000000 Units on hand (MPL.AX)		1,550.38		10,884.18 DR
31/03/2020	Revaluation - 13/02/2020 @ \$1.085000 (System Price) - 1,750.000000 Units on hand (CLH.AX)		218.75		11,102.93 DR
15/06/2020	Commsec share sales (APT.AX)			19,385.13	8,282.20 CR
15/06/2020	Unrealised Gain writeback as at 15/06/2020 (FLT.AX)			1,343.96	9,626.16 CR
30/06/2020	Revaluation - 30/06/2020 @ \$35.820000 (System Price) -			1,991.75	11,617.91 CR

Business Focused Solutions Super Fund

General Ledger

As at 30 June 2020

Transaction Date	Description	Units	Debit	Credit	Balance \$
	345.000000 Units on hand (BHP.AX)				
30/06/2020	Revaluation - 30/06/2020 @ \$0.870000 (System Price) - 5,076.000000 Units on hand (NVX.AX)		603.69		11,014.22 CR
30/06/2020	Revaluation - 30/06/2020 @ \$11.650000 (System Price) - 1,260.000000 Units on hand (FANG.AX)		357.55		10,656.67 CR
30/06/2020	Revaluation - 30/06/2020 @ \$60.990000 (System Price) - 500.000000 Units on hand (APT.AX)			4,104.76	14,761.43 CR
30/06/2020	Revaluation - 30/06/2020 @ \$37.280000 (System Price) - 279.000000 Units on hand (WOW.AX)			398.55	15,159.98 CR
30/06/2020	Revaluation - 30/06/2020 @ \$69.420000 (System Price) - 161.000000 Units on hand (CBA.AX)			1,206.87	16,366.85 CR
30/06/2020	Revaluation - 30/06/2020 @ \$11.120000 (System Price) - 995.000000 Units on hand (FLT.AX)		3,270.96		13,095.89 CR
30/06/2020	Revaluation - 30/06/2020 @ \$75.110000 (System Price) - 151.000000 Units on hand (VAS.AX)			1,355.66	14,451.55 CR
30/06/2020	Revaluation - 30/06/2020 @ \$2.990000 (System Price) - 2,314.000000 Units on hand (MPL.AX)			393.38	14,844.93 CR
30/06/2020	Revaluation - 30/06/2020 @ \$188.930000 (System Price) - 51.000000 Units on hand (COH.AX)		283.62		14,561.31 CR
30/06/2020	Revaluation - 30/06/2020 @ \$1.430000 (System Price) - 6,666.000000 Units on hand (VCX.AX)		453.24		14,108.07 CR
30/06/2020	Revaluation - 30/06/2020 @ \$18.220000 (System Price) - 600.000000 Units on hand (NAB.AX)			922.05	15,030.12 CR
30/06/2020	Revaluation - 30/06/2020 @ \$21.650000 (System Price) - 456.000000 Units on hand (WPL.AX)		143.07		14,887.05 CR
			16,215.06	31,102.11	14,887.05 CR
Interest Received (25000)					
<u>CBA Direct Investment Acc (CBA21708934)</u>					
01/04/2020	interest rec			6.48	6.48 CR
01/05/2020	interest rec			0.62	7.10 CR
				7.10	7.10 CR
<u>Suncorp Business Saver (MET167467664)</u>					
31/07/2019	Interest rec			174.43	174.43 CR
31/08/2019	Interest rec			159.70	334.13 CR
30/09/2019	interest rec			26.49	360.62 CR
31/10/2019	interest rec			6.38	367.00 CR
30/11/2019	interest rec			7.21	374.21 CR
31/12/2019	interest rec			7.46	381.67 CR
31/01/2020	interest rec			7.78	389.45 CR
29/02/2020	interest rec			9.23	398.68 CR
31/03/2020	interest rec			9.47	408.15 CR
30/04/2020	interest rec			0.17	408.32 CR

Business Focused Solutions Super Fund

General Ledger

As at 30 June 2020

Transaction Date	Description	Units	Debit	Credit	Balance \$
31/05/2020	interest rec			0.09	408.41 CR
30/06/2020	interest rec			16.19	424.60 CR
				424.60	424.60 CR
<u>Suncorp Term Deposit (MET502022060)</u>					
05/12/2019	Term Deposit matured and rolled over			762.90	762.90 CR
05/03/2020	interest rec from term deposit			608.40	1,371.30 CR
05/06/2020	interest rec from term deposit			569.53	1,940.83 CR
				1,940.83	1,940.83 CR
ATO Supervisory Levy (30400)					
<u>ATO Supervisory Levy (30400)</u>					
18/05/2020	2019 tax return process, not paid until 18 August		259.00		259.00 DR
			259.00		259.00 DR
Auditor's Remuneration (30700)					
<u>Auditor's Remuneration (30700)</u>					
28/04/2020	Audit fee		198.00		198.00 DR
			198.00		198.00 DR
Life Insurance Premiums (39000)					
<u>(Life Insurance Premiums) Greco, Michell Kay - Accumulation (GREMIC00001A)</u>					
08/06/2020	Michell life insurance		5,303.13		5,303.13 DR
			5,303.13		5,303.13 DR
<u>(Life Insurance Premiums) Greco, Salvatore Enrico - Accumulation (GRESAL00001A)</u>					
08/06/2020	Sam life insurance		3,165.46		3,165.46 DR
			3,165.46		3,165.46 DR
Income Tax Expense (48500)					
<u>Income Tax Expense (48500)</u>					
30/06/2020	Create Entries - Franking Credits Adjustment - 30/06/2020			323.83	323.83 CR
30/06/2020	Create Entries - TFN Credits Adjustment - 30/06/2020			84.00	407.83 CR
30/06/2020	Create Entries - Foreign Credits Adjustment - 30/06/2020			0.29	408.12 CR
30/06/2020	Create Entries - Income Tax Expense - 30/06/2020		9,247.05		8,838.93 DR
			9,247.05	408.12	8,838.93 DR
Profit/Loss Allocation Account (49000)					
<u>Profit/Loss Allocation Account (49000)</u>					
27/10/2019	System Member Journals		2,795.21		2,795.21 DR
28/01/2020	System Member Journals		3,261.08		6,056.29 DR
20/03/2020	System Member Journals		15,189.50		21,245.79 DR
20/03/2020	System Member Journals		21,250.00		42,495.79 DR
20/03/2020	System Member Journals		10,310.50		52,806.29 DR
01/04/2020	System Member Journals		4,250.00		57,056.29 DR
08/06/2020	System Member Journals			4,507.66	52,548.63 DR
08/06/2020	System Member Journals			2,690.64	49,857.99 DR
30/06/2020	Create Entries - Profit/Loss Allocation - 30/06/2020		15,114.64		64,972.63 DR
30/06/2020	Create Entries - Profit/Loss		2,598.14		67,570.77 DR

Business Focused Solutions Super Fund

General Ledger

As at 30 June 2020

Transaction Date	Description	Units	Debit	Credit	Balance \$
	Allocation - 30/06/2020				
30/06/2020	Create Entries - Profit/Loss Allocation - 30/06/2020		317.34		67,888.11 DR
30/06/2020	Create Entries - Income Tax Expense Allocation - 30/06/2020			376.05	67,512.06 DR
30/06/2020	Create Entries - Income Tax Expense Allocation - 30/06/2020			64.64	67,447.42 DR
30/06/2020	Create Entries - Income Tax Expense Allocation - 30/06/2020			7.90	67,439.52 DR
			75,086.41	7,646.89	67,439.52 DR
Opening Balance (50010)					
<u>(Opening Balance) Greco, Michell Kay - Accumulation (GREMIC00001A)</u>					
01/07/2019	Opening Balance				13,730.44 CR
01/07/2019	Close Period Journal			13,108.77	26,839.21 CR
				13,108.77	26,839.21 CR
<u>(Opening Balance) Greco, Salvatore Enrico - Accumulation (GRESAL00001A)</u>					
01/07/2019	Opening Balance				174,297.31 CR
01/07/2019	Close Period Journal			7,386.97	181,684.28 CR
				7,386.97	181,684.28 CR
Contributions (52420)					
<u>(Contributions) Greco, Michell Kay - Accumulation (GREMIC00001A)</u>					
01/07/2019	Opening Balance				20,000.00 CR
01/07/2019	Close Period Journal		20,000.00		0.00 DR
20/03/2020	System Member Journals			25,000.00	25,000.00 CR
			20,000.00	25,000.00	25,000.00 CR
<u>(Contributions) Greco, Salvatore Enrico - Accumulation (GRESAL00001A)</u>					
01/07/2019	Opening Balance				13,519.14 CR
01/07/2019	Close Period Journal		13,519.14		0.00 DR
27/10/2019	System Member Journals			3,288.48	3,288.48 CR
28/01/2020	System Member Journals			3,836.56	7,125.04 CR
20/03/2020	System Member Journals			17,870.00	24,995.04 CR
			13,519.14	24,995.04	24,995.04 CR
<u>(Contributions) Greco, Serafina - Accumulation (GRESER00001A)</u>					
20/03/2020	System Member Journals			12,130.00	12,130.00 CR
01/04/2020	System Member Journals			5,000.00	17,130.00 CR
				17,130.00	17,130.00 CR
Share of Profit/(Loss) (53100)					
<u>(Share of Profit/(Loss)) Greco, Michell Kay - Accumulation (GREMIC00001A)</u>					
01/07/2019	Opening Balance				93.23 DR
01/07/2019	Close Period Journal			93.23	0.00 DR
30/06/2020	Create Entries - Profit/Loss Allocation - 30/06/2020			2,598.14	2,598.14 CR
				2,691.37	2,598.14 CR
<u>(Share of Profit/(Loss)) Greco, Salvatore Enrico - Accumulation (GRESAL00001A)</u>					
01/07/2019	Opening Balance				1,232.88 DR
01/07/2019	Close Period Journal			1,232.88	0.00 DR
30/06/2020	Create Entries - Profit/Loss Allocation - 30/06/2020			15,114.64	15,114.64 CR
				16,347.52	15,114.64 CR

Business Focused Solutions Super Fund

General Ledger

As at 30 June 2020

Transaction Date	Description	Units	Debit	Credit	Balance \$
<u>(Share of Profit/(Loss)) Greco, Serafina - Accumulation (GRESER00001A)</u>					
30/06/2020	Create Entries - Profit/Loss Allocation - 30/06/2020			317.34	317.34 CR
				317.34	317.34 CR
Income Tax (53330)					
<u>(Income Tax) Greco, Michell Kay - Accumulation (GREMIC00001A)</u>					
01/07/2019	Opening Balance				616.11 CR
01/07/2019	Close Period Journal		616.11		0.00 DR
08/06/2020	System Member Journals			795.47	795.47 CR
30/06/2020	Create Entries - Income Tax Expense Allocation - 30/06/2020		64.64		730.83 CR
			680.75	795.47	730.83 CR
<u>(Income Tax) Greco, Salvatore Enrico - Accumulation (GRESAL00001A)</u>					
01/07/2019	Opening Balance				209.14 DR
01/07/2019	Close Period Journal			209.14	0.00 DR
08/06/2020	System Member Journals			474.82	474.82 CR
30/06/2020	Create Entries - Income Tax Expense Allocation - 30/06/2020		376.05		98.77 CR
			376.05	683.96	98.77 CR
<u>(Income Tax) Greco, Serafina - Accumulation (GRESER00001A)</u>					
30/06/2020	Create Entries - Income Tax Expense Allocation - 30/06/2020		7.90		7.90 DR
			7.90		7.90 DR
Contributions Tax (53800)					
<u>(Contributions Tax) Greco, Michell Kay - Accumulation (GREMIC00001A)</u>					
01/07/2019	Opening Balance				3,000.00 DR
01/07/2019	Close Period Journal			3,000.00	0.00 DR
20/03/2020	System Member Journals		3,750.00		3,750.00 DR
			3,750.00	3,000.00	3,750.00 DR
<u>(Contributions Tax) Greco, Salvatore Enrico - Accumulation (GRESAL00001A)</u>					
01/07/2019	Opening Balance				2,027.87 DR
01/07/2019	Close Period Journal			2,027.87	0.00 DR
27/10/2019	System Member Journals		493.27		493.27 DR
28/01/2020	System Member Journals		575.48		1,068.75 DR
20/03/2020	System Member Journals		2,680.50		3,749.25 DR
			3,749.25	2,027.87	3,749.25 DR
<u>(Contributions Tax) Greco, Serafina - Accumulation (GRESER00001A)</u>					
20/03/2020	System Member Journals		1,819.50		1,819.50 DR
01/04/2020	System Member Journals		750.00		2,569.50 DR
			2,569.50		2,569.50 DR
Life Insurance Premiums (53920)					
<u>(Life Insurance Premiums) Greco, Michell Kay - Accumulation (GREMIC00001A)</u>					
01/07/2019	Opening Balance				4,414.11 DR
01/07/2019	Close Period Journal			4,414.11	0.00 DR
08/06/2020	System Member Journals		5,303.13		5,303.13 DR
			5,303.13	4,414.11	5,303.13 DR
<u>(Life Insurance Premiums) Greco, Salvatore Enrico - Accumulation (GRESAL00001A)</u>					

Business Focused Solutions Super Fund

General Ledger

As at 30 June 2020

Transaction Date	Description	Units	Debit	Credit	Balance \$
01/07/2019	Opening Balance				2,662.28 DR
01/07/2019	Close Period Journal			2,662.28	0.00 DR
08/06/2020	System Member Journals		3,165.46		3,165.46 DR
			3,165.46	2,662.28	3,165.46 DR

Bank Accounts (60400)

CBA Direct Investment Acc (CBA21708934)

20/03/2020	Personal contributions		55,000.00		55,000.00 DR
01/04/2020	Tfr to CBA direct invest acc		15,500.00		70,500.00 DR
01/04/2020	interest rec		6.48		70,506.48 DR
01/04/2020	Personal contributions		5,000.00		75,506.48 DR
03/04/2020	share purchases			70,258.27	5,248.21 DR
14/04/2020	Commsec			5,019.93	228.28 DR
01/05/2020	interest rec		0.62		228.90 DR
05/06/2020	tfr to CBA direct inv acc		20,000.00		20,228.90 DR
05/06/2020	tfr to CBA direct inv acc		20,000.00		40,228.90 DR
06/06/2020	tfr to CBA direct inv acc		20,000.00		60,228.90 DR
06/06/2020	tfr to CBA direct inv acc		20,000.00		80,228.90 DR
07/06/2020	tfr to CBA direct inv acc		20,000.00		100,228.90 DR
07/06/2020	tfr to CBA direct inv acc		20,000.00		120,228.90 DR
08/06/2020	tfr to CBA direct inv acc		15,000.00		135,228.90 DR
15/06/2020	Commsec share sales		34,409.91		169,638.81 DR
17/06/2020	Commsec share purchases			36,458.19	133,180.62 DR
19/06/2020	Commsec share purchases			15,036.55	118,144.07 DR
26/06/2020	Commsec purchase shares			20,001.09	98,142.98 DR
29/06/2020	Commsec purchase shares			5,019.81	93,123.17 DR
			244,917.01	151,793.84	93,123.17 DR

Suncorp Business Saver (MET167467664)

01/07/2019	Opening Balance				188,808.33 DR
26/07/2019	PAYG			949.00	187,859.33 DR
31/07/2019	Interest rec		174.43		188,033.76 DR
31/08/2019	Interest rec		159.70		188,193.46 DR
05/09/2019	Open Suncorp Term Deposit			180,000.00	8,193.46 DR
26/09/2019	Medibank div		229.09		8,422.55 DR
30/09/2019	interest rec		26.49		8,449.04 DR
11/10/2019	Flight Centre div		289.10		8,738.14 DR
25/10/2019	Collection House div		71.75		8,809.89 DR
25/10/2019	Sept PAYG instal			402.00	8,407.89 DR
27/10/2019	Sam Employer super		3,288.48		11,696.37 DR
31/10/2019	interest rec		6.38		11,702.75 DR
30/11/2019	interest rec		7.21		11,709.96 DR
31/12/2019	interest rec		7.46		11,717.42 DR
28/01/2020	Sam employer super		3,836.56		15,553.98 DR
31/01/2020	interest rec		7.78		15,561.76 DR
25/02/2020	Dec PAYG			402.00	15,159.76 DR
29/02/2020	interest rec		9.23		15,168.99 DR
05/03/2020	interest rec from term deposit		608.40		15,777.39 DR
26/03/2020	Medibank div		131.90		15,909.29 DR

Business Focused Solutions Super Fund

General Ledger

As at 30 June 2020

Transaction Date	Description	Units	Debit	Credit	Balance \$
31/03/2020	interest rec		9.47		15,918.76 DR
01/04/2020	Tfr to CBA direct invest acc			15,500.00	418.76 DR
28/04/2020	Audit fee			198.00	220.76 DR
30/04/2020	interest rec		0.17		220.93 DR
31/05/2020	interest rec		0.09		221.02 DR
05/06/2020	interest rec from term deposit		569.53		790.55 DR
05/06/2020	Term deposit matured		180,762.90		181,553.45 DR
05/06/2020	tfr to CBA direct inv acc			20,000.00	161,553.45 DR
05/06/2020	tfr to CBA direct inv acc			20,000.00	141,553.45 DR
06/06/2020	tfr to CBA direct inv acc			20,000.00	121,553.45 DR
06/06/2020	tfr to CBA direct inv acc			20,000.00	101,553.45 DR
07/06/2020	tfr to CBA direct inv acc			20,000.00	81,553.45 DR
07/06/2020	tfr to CBA direct inv acc			20,000.00	61,553.45 DR
08/06/2020	tfr to CBA direct inv acc			15,000.00	46,553.45 DR
08/06/2020	Michell life insurance			5,303.13	41,250.32 DR
08/06/2020	Sam life insurance			3,165.46	38,084.86 DR
30/06/2020	interest rec		16.19		38,101.05 DR
			190,212.31	340,919.59	38,101.05 DR
Term Deposits (60800)					
<u>Suncorp Term Deposit (MET502022060)</u>					
05/09/2019	Open Suncorp Term Deposit		180,000.00		180,000.00 DR
05/12/2019	Term Deposit matured and rolled over		762.90		180,762.90 DR
05/06/2020	Term deposit matured			180,762.90	0.00 DR
			180,762.90	180,762.90	0.00 DR
Distributions Receivable (61800)					
<u>FANG Distribution Receivable (FANG)</u>					
30/06/2020	FANG Distribution receivable		80.47		80.47 DR
			80.47		80.47 DR
<u>Vanguard Distribution Receivable (VAS)</u>					
30/06/2020	Distribution receivable Vanguard		17.11		17.11 DR
			17.11		17.11 DR
Sundry Debtors (68000)					
<u>Sundry Debtors (68000)</u>					
01/07/2019	Opening Balance				623.00 DR
18/05/2020	2019 tax return process, not paid until 18 August			623.00	0.00 DR
				623.00	0.00 DR
Shares in Listed Companies (Australian) (77600)					
<u>Afterpay Limited (APT.AX)</u>					
03/04/2020	share purchases	498.00	10,004.85		10,004.85 DR
15/06/2020	Commsec share sales	(498.00)		10,004.85	0.00 DR
17/06/2020	Commsec share purchases	400.00	21,136.29		21,136.29 DR
17/06/2020	Commsec share purchases	100.00	5,253.95		26,390.24 DR
30/06/2020	Revaluation - 30/06/2020 @ \$60.990000 (System Price) - 500.000000 Units on hand		4,104.76		30,495.00 DR

Business Focused Solutions Super Fund

General Ledger

As at 30 June 2020

Transaction Date	Description	Units	Debit	Credit	Balance \$
		500.00	40,499.85	10,004.85	30,495.00 DR
<u>BHP Group Limited (BHP.AX)</u>					
03/04/2020	share purchases	345.00	10,366.15		10,366.15 DR
30/06/2020	Revaluation - 30/06/2020 @ \$35.820000 (System Price) - 345.000000 Units on hand		1,991.75		12,357.90 DR
		345.00	12,357.90		12,357.90 DR
<u>Commonwealth Bank Of Australia. (CBA.AX)</u>					
03/04/2020	share purchases	161.00	9,969.75		9,969.75 DR
30/06/2020	Revaluation - 30/06/2020 @ \$69.420000 (System Price) - 161.000000 Units on hand		1,206.87		11,176.62 DR
		161.00	11,176.62		11,176.62 DR
<u>Collection House Limited (CLH.AX)</u>					
01/07/2019	Opening Balance	1,750.00			2,117.50 DR
31/03/2020	Revaluation - 13/02/2020 @ \$1.085000 (System Price) - 1,750.000000 Units on hand			218.75	1,898.75 DR
		1,750.00		218.75	1,898.75 DR
<u>Cochlear Limited (COH.AX)</u>					
03/04/2020	share purchases	51.00	9,919.05		9,919.05 DR
30/06/2020	Revaluation - 30/06/2020 @ \$188.930000 (System Price) - 51.000000 Units on hand			283.62	9,635.43 DR
		51.00	9,919.05	283.62	9,635.43 DR
<u>Etf Fang+ Etf (FANG.AX)</u>					
19/06/2020	Commsec share purchases	1,260.00	15,036.55		15,036.55 DR
30/06/2020	Revaluation - 30/06/2020 @ \$11.650000 (System Price) - 1,260.000000 Units on hand			357.55	14,679.00 DR
		1,260.00	15,036.55	357.55	14,679.00 DR
<u>Flight Centre Travel Group Limited (FLT.AX)</u>					
01/07/2019	Opening Balance	295.00			12,257.25 DR
31/03/2020	Revaluation - 19/03/2020 @ \$9.910000 (System Price) - 295.000000 Units on hand			9,333.80	2,923.45 DR
14/04/2020	Commsec	501.00	5,019.93		7,943.38 DR
15/06/2020	Commsec share sales	(501.00)		5,019.93	2,923.45 DR
15/06/2020	Unrealised Gain writeback as at 15/06/2020		1,343.96		4,267.41 DR
17/06/2020	Commsec share purchases	700.00	10,067.95		14,335.36 DR
30/06/2020	Revaluation - 30/06/2020 @ \$11.120000 (System Price) - 995.000000 Units on hand			3,270.96	11,064.40 DR
		995.00	16,431.84	17,624.69	11,064.40 DR
<u>Medibank Private Limited (MPL.AX)</u>					
01/07/2019	Opening Balance	2,314.00			8,075.86 DR
31/03/2020	Revaluation - 30/03/2020 @ \$2.820000 (System Price) - 2,314.000000 Units on hand			1,550.38	6,525.48 DR
30/06/2020	Revaluation - 30/06/2020 @ \$2.990000 (System Price) - 2,314.000000 Units on hand		393.38		6,918.86 DR
		2,314.00	393.38	1,550.38	6,918.86 DR

Business Focused Solutions Super Fund

General Ledger

As at 30 June 2020

Transaction Date	Description	Units	Debit	Credit	Balance \$
National Australia Bank Limited (NAB.AX)					
03/04/2020	share purchases	600.00	10,009.95		10,009.95 DR
30/06/2020	Revaluation - 30/06/2020 @ \$18.220000 (System Price) - 600.000000 Units on hand		922.05		10,932.00 DR
		600.00	10,932.00		10,932.00 DR
Novonix Limited (NVX.AX)					
29/06/2020	Commsec purchase shares	5,076.00	5,019.81		5,019.81 DR
30/06/2020	Revaluation - 30/06/2020 @ \$0.870000 (System Price) - 5,076.000000 Units on hand			603.69	4,416.12 DR
		5,076.00	5,019.81	603.69	4,416.12 DR
Vanguard Australian Shares Index Etf (VAS.AX1)					
03/04/2020	share purchases	151.00	9,985.95		9,985.95 DR
30/06/2020	Revaluation - 30/06/2020 @ \$75.110000 (System Price) - 151.000000 Units on hand		1,355.66		11,341.61 DR
		151.00	11,341.61		11,341.61 DR
Vicinity Centres (VCX.AX1)					
26/06/2020	Commsec purchase shares	6,666.00	9,985.62		9,985.62 DR
30/06/2020	Revaluation - 30/06/2020 @ \$1.430000 (System Price) - 6,666.000000 Units on hand			453.24	9,532.38 DR
		6,666.00	9,985.62	453.24	9,532.38 DR
Woolworths Group Limited (WOW.AX)					
03/04/2020	share purchases	279.00	10,002.57		10,002.57 DR
30/06/2020	Revaluation - 30/06/2020 @ \$37.280000 (System Price) - 279.000000 Units on hand		398.55		10,401.12 DR
		279.00	10,401.12		10,401.12 DR
Woodside Petroleum Ltd (WPL.AX)					
26/06/2020	Commsec purchase shares	456.00	10,015.47		10,015.47 DR
30/06/2020	Revaluation - 30/06/2020 @ \$21.650000 (System Price) - 456.000000 Units on hand			143.07	9,872.40 DR
		456.00	10,015.47	143.07	9,872.40 DR
Income Tax Payable/Refundable (85000)					
Income Tax Payable/Refundable (85000)					
01/07/2019	Opening Balance				2,409.45 CR
25/10/2019	Sept PAYG instal		402.00		2,007.45 CR
25/02/2020	Dec PAYG		402.00		1,605.45 CR
18/05/2020	2019 tax return process, not paid until 18 August		2,409.45		804.00 DR
30/06/2020	PAYG instalments March 2020 \$402 paid 18 August and June 2020 \$3,027 paid 28 July		3,429.00		4,233.00 DR
30/06/2020	Create Entries - Franking Credits Adjustment - 30/06/2020		323.83		4,556.83 DR
30/06/2020	Create Entries - TFN Credits Adjustment - 30/06/2020		84.00		4,640.83 DR
30/06/2020	Create Entries - Foreign Credits Adjustment - 30/06/2020		0.29		4,641.12 DR
30/06/2020	Create Entries - Income Tax Expense - 30/06/2020			9,247.05	4,605.93 CR
			7,050.57	9,247.05	4,605.93 CR

Business Focused Solutions Super Fund

General Ledger

As at 30 June 2020

Transaction Date	Description	Units	Debit	Credit	Balance \$
PAYG Instalment Payable (86000)					
<u>PAYG Instalment Payable (86000)</u>					
01/07/2019	Opening Balance				949.00 CR
26/07/2019	PAYG		949.00		0.00 DR
30/06/2020	PAYG instalments March 2020 \$402 paid 18 August and June 2020 \$3,027 paid 28 July			402.00	402.00 CR
30/06/2020	PAYG instalments March 2020 \$402 paid 18 August and June 2020 \$3,027 paid 28 July			3,027.00	3,429.00 CR
			949.00	3,429.00	3,429.00 CR
Sundry Creditors (88000)					
<u>Sundry Creditors (88000)</u>					
18/05/2020	2019 tax return process, not paid until 18 August			2,045.45	2,045.45 CR
				2,045.45	2,045.45 CR
Total Debits:			950,095.48		
Total Credits:				950,095.48	

Business Focused Solutions Super Fund

Statement of Financial Position

As at 30 June 2020

	Note	2020 \$	2019 \$
Assets			
Investments			
Shares in Listed Companies (Australian)	2	154,721.59	22,450.61
Total Investments		<u>154,721.59</u>	<u>22,450.61</u>
Other Assets			
Sundry Debtors		0.00	623.00
Suncorp Business Saver		38,101.05	188,808.33
CBA Direct Investment Acc		93,123.17	0.00
Distributions Receivable		97.58	0.00
Total Other Assets		<u>131,321.80</u>	<u>189,431.33</u>
Total Assets		<u>286,043.39</u>	<u>211,881.94</u>
Less:			
Liabilities			
Income Tax Payable		4,605.93	2,409.45
PAYG Instalment Payable		3,429.00	949.00
Sundry Creditors		2,045.45	0.00
Total Liabilities		<u>10,080.38</u>	<u>3,358.45</u>
Net assets available to pay benefits		<u>275,963.01</u>	<u>208,523.49</u>
Represented by:			
Liability for accrued benefits allocated to members' accounts	4, 5		
Greco, Salvatore Enrico - Accumulation		214,978.02	181,684.28
Greco, Michell Kay - Accumulation		46,115.05	26,839.21
Greco, Serafina - Accumulation		14,869.94	0.00
Total Liability for accrued benefits allocated to members' accounts		<u>275,963.01</u>	<u>208,523.49</u>

The accompanying notes form part of these financial statements.

Business Focused Solutions Super Fund

Operating Statement

For the year ended 30 June 2020

	Note	2020	2019
		\$	\$
Income			
Investment Income			
Trust Distributions	8	97.58	0.00
Dividends Received	7	721.84	1,370.71
Interest Received		2,372.53	2,830.65
Investment Gains			
Changes in Market Values	9	14,887.05	(5,690.52)
Contribution Income			
Employer Contributions		7,125.04	13,519.14
Personal Concessional		60,000.00	20,000.00
Total Income		<u>85,204.04</u>	<u>32,029.98</u>
Expenses			
ATO Supervisory Levy		259.00	259.00
Auditor's Remuneration		198.00	165.00
Bank Charges		0.00	0.40
		<u>457.00</u>	<u>424.40</u>
Member Payments			
Life Insurance Premiums		8,468.59	7,076.39
Total Expenses		<u>8,925.59</u>	<u>7,500.79</u>
Benefits accrued as a result of operations before income tax			
		<u>76,278.45</u>	<u>24,529.19</u>
Income Tax Expense	10	8,838.93	4,033.45
Benefits accrued as a result of operations		<u>67,439.52</u>	<u>20,495.74</u>

The accompanying notes form part of these financial statements.

Business Focused Solutions Super Fund

Fund Summary Report

As at 30 June 2020

Fund Details

Date Formed: 01/03/2002
Tax File Number: Provided
ABN: 39452788105

Period: 01/07/2019 - 30/06/2020
Fund Type: SMSF
GST Registered: No

Postal Address:

PO Box 354
Aspley, Queensland 4034

Physical Address:

PO Box 354
Aspley, Queensland 4034

Members

Number of Members: 3

Name	Age	Member Accounts	Pension Accounts	Tax File Number	Beneficiary Details
Greco, Salvatore Enrico	54	1	0	Provided	Not Provided
Greco, Michell Kay	53	1	0	Provided	Provided
Greco, Serafina	19	1	0	Provided	Not Provided

Fund Relationships

Relationship Type	Contact
Accountant	Sam Greco & Co Chartered Accountants
Accountant/Bookkeeper	Sam Greco & Co Chartered Accountants
Auditor	Super Audits Pty Ltd
Auditor	Boys, Anthony
Fund Contact	Salvatore and Michell Greco
Fund Contact	Greco, Salvatore Enrico
Fund Contact	Greco, Michell Kay
Tax Agent	Sam Greco & Co Chartered Accountants
Trustee	Greco, Salvatore Enrico
Trustee	Greco, Michell Kay

Cannot generate Depreciation Schedule report. ERROR - There is no data. Distribution Reconciliation Report cannot be displayed.

Cannot generate Pension Summary report, no pension member accounts available for the report in selected period.