

Your account details



1300 086 489
Account enquiries

8am-5pm Mon-Fri

Water meter details 1 kilolitre (kL) = 1000 litres (L)

Meter ID	Previous read date	Previous reading (kL)	Current read date	Current reading (kL)	Usage (kL)	No. of days	Average daily usage (L)
R04001879	1 Jun 21	38	26 Aug 21	38	0	86	0.0
UE1500408X	1 Jun 21	1516	26 Aug 21	1575	59	86	686.0
Total water usage					59	86	686.0
Total sewerage usage (waste and greywater) = 90% of water usage					53.10	86	617.4

Activity since last bill

Last bill	\$470.25
Payments / adjustments	
12 Jul 2021 Direct Debit Bank Variable	-\$470.25
Account balance	\$0.00

Water and Sewerage Charges

Lot 7 Plan SP151641 Installation ID 73096

State Bulk Water Price	Period	kL/day	x Days	x Price/kL	
Bulk Water Fire Allowance	02 Jun 21 to 30 Jun 21	0.0000	29	\$0.000	\$0.00
State Govt Bulk Water	02 Jun 21 to 30 Jun 21	0.6860	29	\$3.122	\$62.11
Bulk Water Fire Allowance	01 Jul 21 to 26 Aug 21	0.0000	57	\$0.000	\$0.00
State Govt Bulk Water	01 Jul 21 to 26 Aug 21	0.6860	57	\$3.231	\$126.35

This is how much Unitywater pays to purchase water from the State Government, and is passed on to customers at cost.

Unitywater (local government distributor-retailer price)

Variable Usage Charges	Period	kL/day	x Days	x Price/kL	
Water Usage	02 Jun 21 to 30 Jun 21	0.6860	29	\$1.333	\$26.52
Water Usage	01 Jul 21 to 26 Aug 21	0.6860	57	\$1.333	\$52.13
Sewerage Usage	02 Jun 21 to 30 Jun 21	0.6174	29	\$1.333	\$23.87
Sewerage Usage	01 Jul 21 to 26 Aug 21	0.6174	57	\$1.333	\$46.91

Fixed Access Charges	Period	SU%	x No.	x Days	x Price/day	
Water Access 25mm	02 Jun 21 to 30 Jun 21		1	29	\$0.879	\$25.49
Water Access 25mm	01 Jul 21 to 26 Aug 21		1	57	\$0.891	\$50.79
Sewerage Access - 25mm	02 Jun 21 to 30 Jun 21	0.9	1	29	\$2.003	\$52.29
Sewerage Access - 25mm	01 Jul 21 to 26 Aug 21	0.9	1	57	\$1.974	\$101.29

Water subtotal \$343.39
Sewerage subtotal \$224.36

New water and sewerage charges \$567.75

Total Due = ① + ② \$567.75

Important information

Payment assistance

If you are having difficulty paying, please call Unitywater as soon as you receive your bill and before its due date to discuss how we can help.

Changing contact details

Login to My Account at unitywater.com for quick, easy changes online 24/7 or call us during business hours.

Pensioners

If you own and live at your property and have an eligible concession card, you may apply for a pensioner rebate. Please call Unitywater or fill out our easy online form at unitywater.com/pensioner

Credit card payments

Only MasterCard and Visa are accepted. A credit card surcharge may apply to your payment. Learn more at unitywater.com/creditcard

Interest on overdue amounts

Interest of 8% per annum, compounding daily, will apply to any amount not paid by the due date.

Water efficiency

For water efficiency tips, visit unitywater.com/water-tips

Interpreter service 13 14 50

当您需要口译员时，请致电 13 14 50。
اتصل على الرقم 13 14 50 عندما تكون بحاجة إلى مترجم فوري.
Khi bạn cần thông ngôn, xin gọi số 13 14 50
통역사가 필요하시면 13 14 50 으로 연락하십시오.
Cuando necesite un intérprete llame al 13 14 50

Privacy policy

We've updated our privacy policy so that we can deliver improved services with trusted partners. Visit unitywater.com/privacy

International calls

+ 61 7 5431 8333

unitywater.com

PO Box 953

Caboolture QLD 4510

1300 086 489

More payment options



Credit card by phone or online

To make a one-off credit card (Visa or MasterCard only) payment call 1300 047 763 or go to unitywater.com. A credit card surcharge may apply.
Ref: 0996 9668 34



Cheques by mail

Send this portion with your cheque payable to: Unitywater, Locked Bag 2, Maroochydore BC QLD 4558



In person, by phone or online

Billpay Code: 4028

Ref: 0996 9668 34

Pay in person at any post office, call 13 18 16, or go to postbillpay.com.au



*4028 0996966834 00056775

Account number 99696683

Payment reference 0996 9668 34

Total due **\$567.75**

Due date **7 Oct 2021**



Ms F E Harper as TTE & Mr L P Gonano as TTE
 PO BOX 585
 GOLDEN BEACH QLD 4551

WATER AND SEWERAGE YOUR BILL

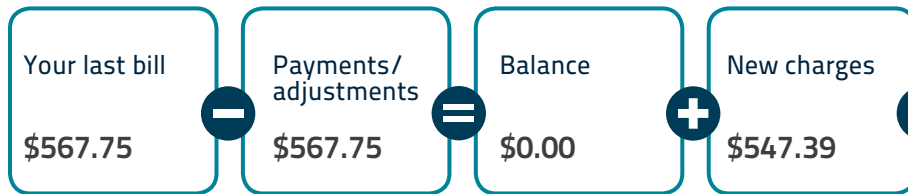
1300 086 489
 Emergencies and faults 24 Hours, 7 days
 Account enquiries 8am-5pm Mon-Fri

unitywater.com
 ABN 89 791 717 472

Account number	99696683
Payment reference	0996 9668 34
Property	32 Cessna Dr, CABOOLTURE, QLD

Bill number	7122401682
Billing period	27 Aug 2021 95 days to 29 Nov 2021
Issue date	7 Dec 2021
Approximate date of next meter reading	1 Mar 2022

Your account activity

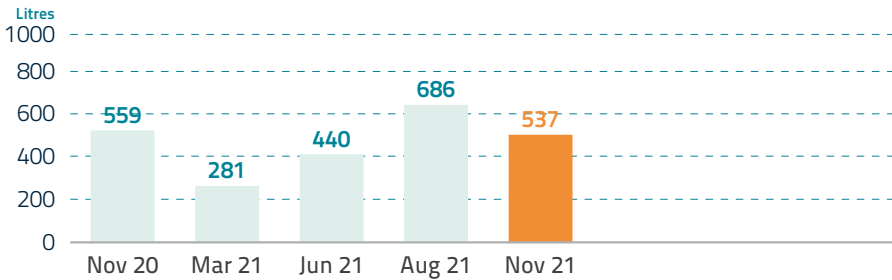


Direct debit is set up to pay the total due on the due date

Total due	\$547.39
Due date	10 Jan 2022

8% interest per annum, compounding daily, will apply to any amount not paid by the due date.

Compare your average daily usage over time



WATER RESTRICTIONS COULD BE COMING THIS SUMMER

As dam levels drop, we need more Local Water Legends to help save water – act now.

Find out more at unitywater.com/restrictions-at-work

Easy ways to pay For other payment options - see over

B PAY BPAY®
 Biller Code: 130393
 Ref: 0996 9668 34

Contact your bank or financial institution to pay from your cheque, savings, debit, credit card or transaction account.
 Find out more at bpay.com.au
 © Registered to BPAY Pty Ltd ABN 69 079 137 518

DIRECT DEBIT

Direct Debit
 Login to My Account at unitywater.com to set up automatic payments from your bank account or credit card or call us for assistance.

SmoothPay

Smooth out your bill payments across the year with regular fortnightly or monthly payments, interest free.
 Find out more at unitywater.com/smoothpay

Your account details



1300 086 489
Account enquiries

8am-5pm Mon-Fri

Water meter details 1 kilolitre (kL) = 1000 litres (L)

Meter ID	Previous read date	Previous reading (kL)	Current read date	Current reading (kL)	Usage (kL)	No. of days	Average daily usage (L)
R04001879	26 Aug 21	38	29 Nov 21	38	0	95	0.0
UE1500408X	26 Aug 21	1575	29 Nov 21	1626	51	95	536.8
Total water usage					51	95	536.8
Total sewerage usage (waste and greywater) = 90% of water usage					45.90	95	483.2

Activity since last bill

Last bill		\$567.75
Payments / adjustments		
7 Oct 2021	Direct Debit Bank Variable	-\$567.75
Account balance		\$0.00 1

Water and Sewerage Charges

Lot 7 Plan SP151641 Installation ID 73096

State Bulk Water Price	Period	kL/day	x Days	x Price/kL	
Bulk Water Fire Allowance	27 Aug 21 to 29 Nov 21	0.0000	95	\$0.000	\$0.00
State Govt Bulk Water	27 Aug 21 to 29 Nov 21	0.5368	95	\$3.231	\$164.78

This is how much Unitywater pays to purchase water from the State Government, and is passed on to customers at cost.

Unitywater (local government distributor-retailer price)

Variable Usage Charges	Period	kL/day	x Days	x Price/kL	
Water Usage	27 Aug 21 to 29 Nov 21	0.5368	95	\$1.333	\$67.98
Sewerage Usage	27 Aug 21 to 29 Nov 21	0.4832	95	\$1.333	\$61.18

Fixed Access Charges	Period	SU%	x No.	x Days	x Price/day	
Water Access 25mm	27 Aug 21 to 29 Nov 21		1	95	\$0.891	\$84.64
Sewerage Access - 25mm	27 Aug 21 to 29 Nov 21	0.9	1	95	\$1.974	\$168.81

Water subtotal \$317.40
Sewerage subtotal \$229.99

New water and sewerage charges \$547.39 **2**

Total Due = **1 + **2** \$547.39**

Important information

Payment assistance

If you are having difficulty paying, please call Unitywater as soon as you receive your bill and before its due date to discuss how we can help.

Changing contact details

Login to My Account at unitywater.com for quick, easy changes online 24/7 or call us during business hours.

Pensioners

If you own and live at your property and have an eligible concession card, you may apply for a pensioner rebate. Please call Unitywater or fill out our easy online form at unitywater.com/pensioner

Credit card payments

Only MasterCard and Visa are accepted. A credit card surcharge may apply to your payment. Learn more at unitywater.com/creditcard

Interest on overdue amounts

Interest of 8% per annum, compounding daily, will apply to any amount not paid by the due date.

Water efficiency

For water efficiency tips, visit unitywater.com/water-tips

Interpreter service 13 14 50

当您需要口译员时，请致电 13 14 50。
اتصل على الرقم 13 14 50 عندما تكون بحاجة إلى مترجم فوري.
Khi bạn cần thông ngôn, xin gọi số 13 14 50
통역사가 필요하시면 13 14 50 으로 연락하십시오.
Cuando necesite un intérprete llame al 13 14 50

Privacy policy

We've updated our privacy policy so that we can deliver improved services with trusted partners. Visit unitywater.com/privacy

International calls

+ 61 7 5431 8333

unitywater.com

PO Box 953

Caboolture QLD 4510

1300 086 489

More payment options



Credit card by phone or online

To make a one-off credit card (Visa or MasterCard only) payment call 1300 047 763 or go to unitywater.com. A credit card surcharge may apply.
Ref: 0996 9668 34



Cheques by mail

Send this portion with your cheque payable to: Unitywater, Locked Bag 2, Maroochydore BC QLD 4558



In person, by phone or online

Billpay Code: 4028

Ref: 0996 9668 34

Pay in person at any post office, call 13 18 16, or go to postbillpay.com.au



*4028 0996966834 00054739

Account number 99696683

Payment reference 0996 9668 34

Total due **\$547.39**

Due date **10 Jan 2022**



Ms F E Harper as TTE & Mr L P Gonano as TTE
PO BOX 585
GOLDEN BEACH QLD 4551

WATER AND SEWERAGE YOUR BILL

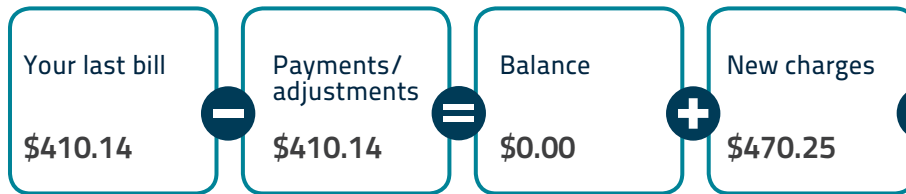
1300 086 489
Emergencies and faults 24 Hours, 7 days
Account enquiries 8am-5pm Mon-Fri

unitywater.com
ABN 89 791 717 472

Account number	99696683
Payment reference	0996 9668 34
Property	32 Cessna Dr, CABOOLTURE, QLD

Bill number	7121714225
Billing period	03 Mar 2021 91 days to 1 Jun 2021
Issue date	10 Jun 2021
Approximate date of next meter reading	25 Aug 2021

Your account activity

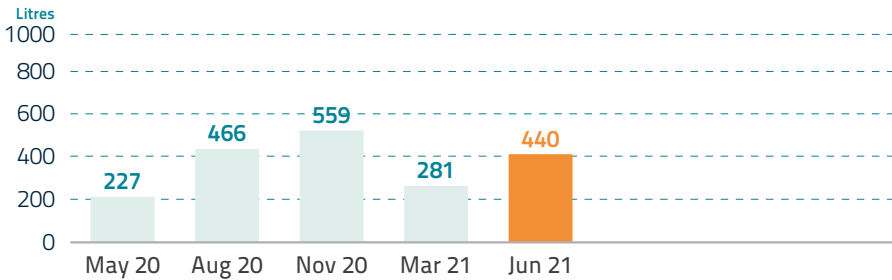


Direct debit is set up to pay the total due on the due date

Total due	\$470.25
Due date	12 Jul 2021

Interest charges of 8% per annum, compounding daily, will apply to overdue amounts on bills from 1 July 2021.

Compare your average daily usage over time



Important changes to COVID-19 customer care

In April, we changed back to our normal 30 days to pay all bills, including this one. To continue helping you, we've extended no interest charges on overdue amounts until 30 June 2021. [Find out more at unitywater.com/customer-care](https://unitywater.com/customer-care)

Easy ways to pay For other payment options - see over



BPAY®
Billers Code: 130393
Ref: 0996 9668 34
Contact your bank or financial institution to pay from your cheque, savings, debit, credit card or transaction account.
Find out more at bpay.com.au
© Registered to BPAY Pty Ltd ABN 69 079 137 518



Direct Debit
Login to My Account at unitywater.com to set up automatic payments from your bank account or credit card or call us for assistance.

SmoothPay

Smooth out your bill payments across the year with regular fortnightly or monthly payments, interest free. Find out more at unitywater.com/smoothpay

Your account details



1300 086 489
Account enquiries

8am-5pm Mon-Fri

Water meter details

1 kilolitre (kL) = 1000 litres (L)

Meter ID	Previous read date	Previous reading (kL)	Current read date	Current reading (kL)	Usage (kL)	No. of days	Average daily usage (L)
R04001879	2 Mar 21	38	1 Jun 21	38	0	91	0.0
UE1500408X	2 Mar 21	1476	1 Jun 21	1516	40	91	439.6
Total water usage					40	91	439.6
Total sewerage usage (waste and greywater) = 90% of water usage					36.00	91	395.6

Activity since last bill

Last bill		\$410.14
Payments / adjustments		
14 May 2021	Direct Debit Bank Variable	-\$410.14
Account balance		\$0.00

Water and Sewerage Charges

Lot 7 Plan SP151641 Installation ID 73096

State Bulk Water Price	Period	kL/day	x Days	x Price/kL	
Bulk Water Fire Allowance	03 Mar 21 to 01 Jun 21	0.0000	91	\$0.000	\$0.00
State Govt Bulk Water	03 Mar 21 to 01 Jun 21	0.4396	91	\$3.122	\$124.88

This is how much Unitywater pays to purchase water from the State Government, and is passed on to customers at cost.

Unitywater (local government distributor-retailer price)

Variable Usage Charges	Period	kL/day	x Days	x Price/kL	
Water Usage	03 Mar 21 to 01 Jun 21	0.4396	91	\$1.333	\$53.32
Sewerage Usage	03 Mar 21 to 01 Jun 21	0.3956	91	\$1.333	\$47.99

Fixed Access Charges	Period	SU%	x No.	x Days	x Price/day	
Water Access 25mm	03 Mar 21 to 01 Jun 21		1	91	\$0.879	\$79.99
Sewerage Access - 25mm	03 Mar 21 to 01 Jun 21	0.9	1	91	\$2.003	\$164.07

Water subtotal \$258.19
Sewerage subtotal \$212.06

New water and sewerage charges \$470.25

Total Due = ① + ② \$470.25

Important information

Payment assistance

If you are having difficulty paying, please call Unitywater as soon as you receive your bill and before its due date to discuss how we can help.

Changing contact details

Login to My Account at unitywater.com for quick, easy changes online 24/7 or call us during business hours.

Pensioners

If you own and live at your property and have an eligible concession card, you may apply for a pensioner rebate. Please call Unitywater or fill out our easy online form at unitywater.com/pensioner

Credit card payments

Only MasterCard and Visa are accepted. A credit card surcharge may apply to your payment. Learn more at unitywater.com/creditcard

Interest on overdue amount

Interest charges of 8% per annum, compounding daily, will apply to overdue amounts on bills from 1 July 2021. Find out more at: unitywater.com/customer-care

Water efficiency

For water efficiency tips, visit unitywater.com/water-tips

Interpreter service 13 14 50

当您需口译员时，请致电 13 14 50。
اتصل على الرقم 13 14 50 عندما تكون بحاجة إلى مترجم فوري.
Khi bạn cần thông ngôn, xin gọi số 13 14 50
통역사가 필요하시면 13 14 50 으로 연락하십시오.
Quando necessita un intérprete llame al 13 14 50

Privacy policy

We've updated our privacy policy so that we can deliver improved services with trusted partners. Visit unitywater.com/privacy

International calls

+ 61 7 5431 8333

unitywater.com

PO Box 953

Caboolture QLD 4510

1300 086 489

More payment options



Credit card by phone or online

To make a one-off credit card (Visa or MasterCard only) payment call 1300 047 763 or go to unitywater.com. A credit card surcharge may apply.
Ref: 0996 9668 34



Cheques by mail

Send this portion with your cheque payable to: Unitywater, Locked Bag 2, Maroochydore BC QLD 4558



In person, by phone or online

Billpay Code: 4028

Ref: 0996 9668 34

Pay in person at any post office, call 13 18 16, or go to postbillpay.com.au



*4028 0996966834 00047025

Account number 99696683

Payment reference 0996 9668 34

Total due \$470.25

Due date 12 Jul 2021



WATER AND SEWERAGE YOUR BILL

1300 086 489
Emergencies and faults 24 Hours, 7 days
Account enquiries 8am-5pm Mon-Fri

unitywater.com
ABN 89 791 717 472

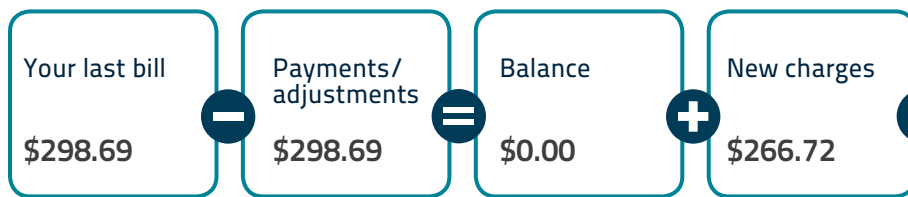


Mrs F E Harper as TTE & Mr L P Gonano as TTE
PO BOX 585
GOLDEN BEACH QLD 4551

Account number	99707888
Payment reference	0997 0788 86
Property	Coral Lee Court, Unit 1/121 Landsborough Pde, GOLDEN BEACH, QLD

Bill number	7121975566
Billing period	12 May 2021 84 days to 3 Aug 2021
Issue date	18 Aug 2021
Approximate date of next meter reading	1 Nov 2021

Your account activity

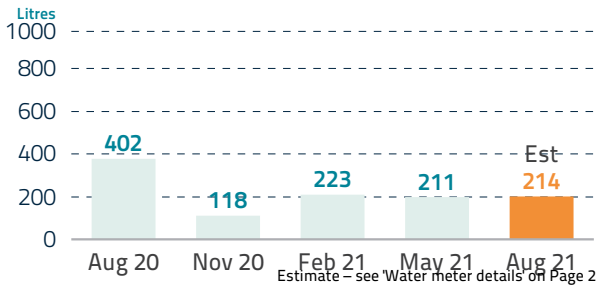


Direct debit is set up to pay the total due on the due date

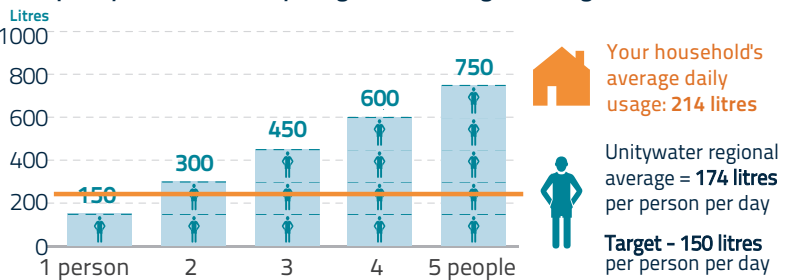
Total due	\$266.72
Due date	17 Sep 2021

8% interest per annum, compounding daily, will apply to any amount not paid by the due date.

Compare your average daily usage over time



Compare your current daily usage with our regional target of 150 litres



Locking in prices to keep bills low

See how far your money goes

Read the information with your bill to find out more about your 2021-22 pricing

Easy ways to pay For other payment options - see over

B PAY BPAY®
Billers Code: 130393
Ref: 0997 0788 86
 Contact your bank or financial institution to pay from your cheque, savings, debit, credit card or transaction account.
 Find out more at bpay.com.au
© Registered to BPAY Pty Ltd ABN 69 079 137 518

DIRECT DEBIT
 Login to My Account at unitywater.com to set up automatic payments from your bank account or credit card or call us for assistance.

SmoothPay
 Smooth out your bill payments across the year with regular fortnightly or monthly payments, interest free.
 Find out more at unitywater.com/smoothpay

Your account details



1300 086 489
Account enquiries

8am-5pm Mon-Fri

Water meter details 1 kilolitre (kL) = 1000 litres (L)

Meter ID	Previous read date	Previous reading (kL)	Current read date	Current reading (kL)	Usage (kL)	No. of days	Average daily usage (L)
10W075701	11 May 21	758	3 Aug 21	776	18	84	214.3 ^{Est}
Total water usage					18	84	214.3
Total sewerage usage (waste and greywater) = 90% of water usage					16.20	84	192.9

Est: Water usage has been estimated based on previous actual water meter readings. For details on why your water meter was not read, please refer to your Water Meter Reading Notice or call Unitywater.

Activity since last bill

Last bill	\$298.69
Payments / adjustments	
11 Jun 2021 Direct Debit Bank Variable	-\$298.69
Account balance	\$0.00 ¹

Water and Sewerage Charges

Lot 1 Plan sp235212 Installation ID 1467133

State Bulk Water Price	Period	kL/day	x Days	x Price/kL	
State Govt Bulk Water	12 May 21 to 30 Jun 21	0.2143	50	\$3.122	\$33.45
State Govt Bulk Water	01 Jul 21 to 03 Aug 21	0.2143	34	\$3.231	\$23.54

This is how much Unitywater pays to purchase water from the State Government, and is passed on to customers at cost.

Unitywater (local government distributor-retailer price)

Variable Usage Charges	Period	kL/day	x Days	x Price/kL	
Water up to 822 L/day	12 May 21 to 30 Jun 21	0.2143	50	\$0.667	\$7.15
Water up to 822 L/day	01 Jul 21 to 03 Aug 21	0.2143	34	\$0.667	\$4.86
Sewerage up to 740 L/day	12 May 21 to 30 Jun 21	0.1929	50	\$0.667	\$6.43
Sewerage up to 740 L/day	01 Jul 21 to 03 Aug 21	0.1929	34	\$0.667	\$4.37

Fixed Access Charges	Period	x No.	x Days	x Price/day	
Water Access 20mm	12 May 21 to 30 Jun 21	1	50	\$0.718	\$35.90
Water Access 20mm	01 Jul 21 to 03 Aug 21	1	34	\$0.731	\$24.85
Sewerage Access	12 May 21 to 30 Jun 21	1	50	\$1.502	\$75.10
Sewerage Access	01 Jul 21 to 03 Aug 21	1	34	\$1.502	\$51.07

Water subtotal \$129.75
Sewerage subtotal \$136.97

New water and sewerage charges \$266.72 ²

Total Due = 1 + 2 \$266.72

Important information

Payment assistance

If you are having difficulty paying, please call Unitywater as soon as you receive your bill and before its due date to discuss how we can help.

Changing contact details

Login to My Account at unitywater.com for quick, easy changes online 24/7 or call us during business hours.

Pensioners

If you own and live at your property and have an eligible concession card, you may apply for a pensioner rebate. Please call Unitywater or fill out our easy online form at unitywater.com/pensioner

Credit card payments

Only MasterCard and Visa are accepted. A credit card surcharge may apply to your payment. Learn more at unitywater.com/creditcard

Interest on overdue amounts

Interest of 8% per annum, compounding daily, will apply to any amount not paid by the due date.

Water efficiency

For water efficiency tips, visit unitywater.com/water-tips

Interpreter service 13 14 50

当您需口译员时，请致电 13 14 50。
اتصل على الرقم 13 14 50 عندما تكون بحاجة إلى مترجم فوري.
Khi bạn cần thông ngôn, xin gọi số 13 14 50
통역사가 필요하시면 13 14 50 으로 연락하십시오.
Cuando necesite un intérprete llame al 13 14 50

Privacy policy

We've updated our privacy policy so that we can deliver improved services with trusted partners. Visit unitywater.com/privacy

International calls

+ 61 7 5431 8333

unitywater.com

PO Box 953

Caboolture QLD 4510

1300 086 489

More payment options



Credit card by phone or online

To make a one-off credit card (Visa or MasterCard only) payment call 1300 047 763 or go to unitywater.com. A credit card surcharge may apply.
Ref: 0997 0788 86



Cheques by mail

Send this portion with your cheque payable to: Unitywater, Locked Bag 2, Maroochydore BC QLD 4558



In person, by phone or online

Billpay Code: 4028

Ref: 0997 0788 86

Pay in person at any post office, call 13 18 16, or go to postbillpay.com.au



*4028 0997078886 00026672

Account number 99707888

Payment reference 0997 0788 86

Total due \$266.72

Due date 17 Sep 2021



WATER AND SEWERAGE YOUR BILL

1300 086 489
 Emergencies and faults 24 Hours, 7 days
 Account enquiries 8am-5pm Mon-Fri

unitywater.com
 ABN 89 791 717 472

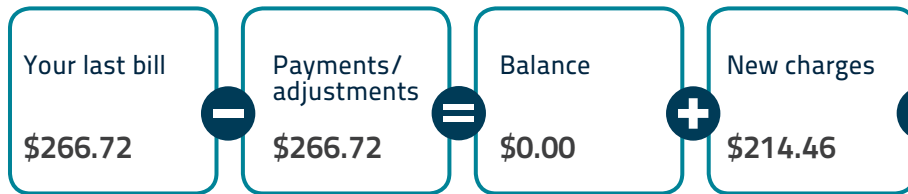


Mrs F E Harper as TTE & Mr L P Gonano as TTE
 PO BOX 585
 GOLDEN BEACH QLD 4551

Account number	99707888
Payment reference	0997 0788 86
Property	Coral Lee Court, Unit 1/121 Landsborough Pde, GOLDEN BEACH, QLD

Bill number	7122260324
Billing period	04 Aug 2021 90 days to 1 Nov 2021
Issue date	8 Nov 2021
Approximate date of next meter reading	31 Jan 2022

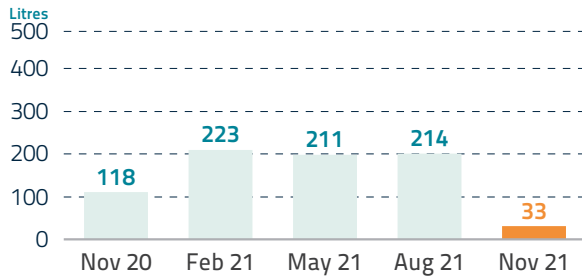
Your account activity



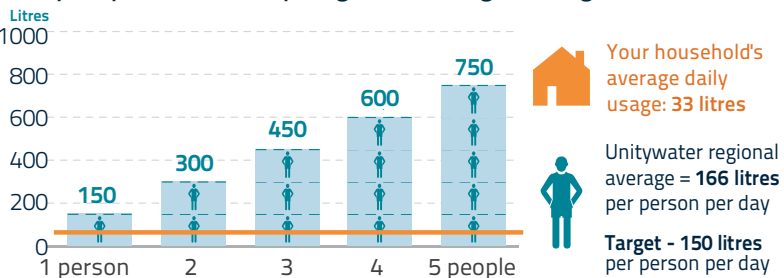
Direct debit is set up to pay the total due on the due date	
Total due	\$214.46
Due date	8 Dec 2021

8% interest per annum, compounding daily, will apply to any amount not paid by the due date.

Compare your average daily usage over time



Compare your current daily usage with our regional target of 150 litres



WATER RESTRICTIONS COULD BE COMING THIS SUMMER

As dam levels drop, we need more Local Water Legends to help save water – act now.

Find out more at unitywater.com/restrictions

Easy ways to pay For other payment options - see over

B PAY BPAY®
 Biller Code: 130393
 Ref: 0997 0788 86

Contact your bank or financial institution to pay from your cheque, savings, debit, credit card or transaction account.

Find out more at bpay.com.au
 © Registered to BPAY Pty Ltd ABN 69 079 137 518

DIRECT DEBIT

Direct Debit
 Login to My Account at unitywater.com to set up automatic payments from your bank account or credit card or call us for assistance.

SmoothPay

Smooth out your bill payments across the year with regular fortnightly or monthly payments, interest free.

Find out more at unitywater.com/smoothpay

Your account details



1300 086 489
Account enquiries

8am-5pm Mon-Fri

Water meter details 1 kilolitre (kL) = 1000 litres (L)

Meter ID	Previous read date	Previous reading (kL)	Current read date	Current reading (kL)	Usage (kL)	No. of days	Average daily usage (L)
10W075701	3 Aug 21	776	1 Nov 21	779	3	90	33.3
Total water usage					3	90	33.3
Total sewerage usage (waste and greywater) = 90% of water usage					2.70	90	30.0

Activity since last bill

Last bill	\$266.72
Payments / adjustments	
17 Sep 2021 Direct Debit Bank Variable	-\$266.72
Account balance	\$0.00

Water and Sewerage Charges

Lot 1 Plan sp235212 Installation ID 1467133

State Bulk Water Price	Period	kL/day	x Days	x Price/kL	
State Govt Bulk Water	04 Aug 21 to 01 Nov 21	0.0333	90	\$3.231	\$9.69

This is how much Unitywater pays to purchase water from the State Government, and is passed on to customers at cost.

Unitywater (local government distributor-retailer price)

Variable Usage Charges	Period	kL/day	x Days	x Price/kL	
Water up to 822 L/day	04 Aug 21 to 01 Nov 21	0.0333	90	\$0.667	\$2.00
Sewerage up to 740 L/day	04 Aug 21 to 01 Nov 21	0.0300	90	\$0.667	\$1.80
Fixed Access Charges	Period	x No.	x Days	x Price/day	
Water Access 20mm	04 Aug 21 to 01 Nov 21	1	90	\$0.731	\$65.79
Sewerage Access	04 Aug 21 to 01 Nov 21	1	90	\$1.502	\$135.18
Water subtotal					\$77.48
Sewerage subtotal					\$136.98

New water and sewerage charges \$214.46

Total Due = ① + ② \$214.46

Important information

Payment assistance

If you are having difficulty paying, please call Unitywater as soon as you receive your bill and before its due date to discuss how we can help.

Changing contact details

Login to My Account at unitywater.com for quick, easy changes online 24/7 or call us during business hours.

Pensioners

If you own and live at your property and have an eligible concession card, you may apply for a pensioner rebate. Please call Unitywater or fill out our easy online form at unitywater.com/pensioner

Credit card payments

Only MasterCard and Visa are accepted. A credit card surcharge may apply to your payment. Learn more at unitywater.com/creditcard

Interest on overdue amounts

Interest of 8% per annum, compounding daily, will apply to any amount not paid by the due date.

Water efficiency

For water efficiency tips, visit unitywater.com/water-tips

Interpreter service 13 14 50

当您需要口译员时，请致电 13 14 50。
اتصل على الرقم 13 14 50 عندما تكون بحاجة إلى مترجم فوري.
Khi bạn cần thông ngôn, xin gọi số 13 14 50
통역사가 필요하시면 13 14 50 으로 연락하십시오.
Cuando necesite un intérprete llame al 13 14 50

Privacy policy

We've updated our privacy policy so that we can deliver improved services with trusted partners. Visit unitywater.com/privacy

International calls

+ 61 7 5431 8333

unitywater.com

PO Box 953

Caboolture QLD 4510

1300 086 489

More payment options



Credit card by phone or online

To make a one-off credit card (Visa or MasterCard only) payment call 1300 047 763 or go to unitywater.com. A credit card surcharge may apply.
Ref: 0997 0788 86



Cheques by mail

Send this portion with your cheque payable to: Unitywater, Locked Bag 2, Maroochydore BC QLD 4558



In person, by phone or online

Billpay Code: 4028

Ref: 0997 0788 86

Pay in person at any post office, call 13 18 16, or go to postbillpay.com.au



*4028 0997078886 00021446

Account number 99707888

Payment reference 0997 0788 86

Total due **\$214.46**

Due date **8 Dec 2021**

1300 086 489
Emergencies and faults 24 Hours, 7 days
Account enquiries 8am-5pm Mon-Fri

unitywater.com
ABN 89 791 717 472

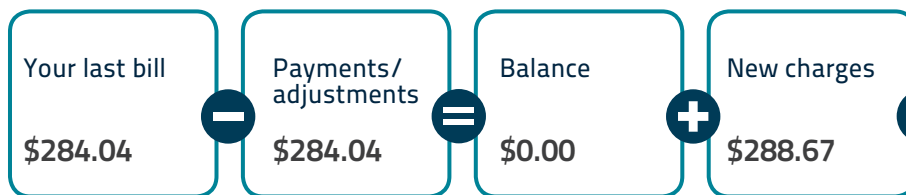


Mrs F E Harper as TTE & Mr L P Gonano as TTE
PO BOX 585
GOLDEN BEACH QLD 4551

Account number	99707888
Payment reference	0997 0788 86
Property	Coral Lee Court, Unit 1/121 Landsborough Pde, GOLDEN BEACH, QLD

Bill number	7122999369
Billing period	09 Feb 2022 91 days to 10 May 2022
Issue date	24 May 2022
Approximate date of next meter reading	29 Jul 2022

Your account activity

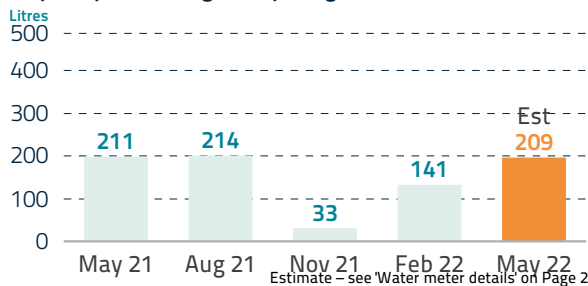


Direct debit is set up to pay the total due on the due date

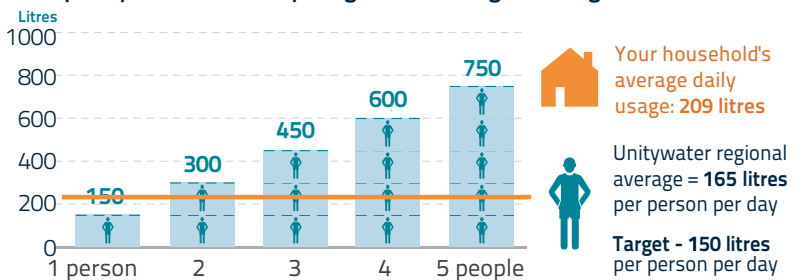
Total due	\$288.67
Due date	23 Jun 2022

8% interest per annum, compounding daily, will apply to any amount not paid by the due date.

Compare your average daily usage over time



Compare your current daily usage with our regional target of 150 litres



Streamline tax time online

Easy access to your bills for business or investment properties online, 24/7.

Log in or register for My Account myaccount.unitywater.com



Easy ways to pay For other payment options - see over



BPAY®
Billers Code: 130393
Ref: 0997 0788 86
Contact your bank or financial institution to pay from your cheque, savings, debit, credit card or transaction account.
Find out more at bpay.com.au
© Registered to BPAY Pty Ltd ABN 69 079 137 518



Direct Debit
Login to My Account at unitywater.com to set up automatic payments from your bank account or credit card or call us for assistance.

SmoothPay

Smooth out your bill payments across the year with regular fortnightly or monthly payments, interest free. Find out more at unitywater.com/smoothpay

Your account details



1300 086 489
Account enquiries

8am-5pm Mon-Fri

Water meter details

1 kilolitre (kL) = 1000 litres (L)

Meter ID	Previous read date	Previous reading (kL)	Current read date	Current reading (kL)	Usage (kL)	No. of days	Average daily usage (L)
10W075701	8 Feb 22	793	10 May 22	812	19	91	208.8 ^{Est}
Total water usage					19	91	208.8
Total sewerage usage (waste and greywater) = 90% of water usage					17.10	91	187.9

Est: Water usage has been estimated based on previous actual water meter readings. For details on why your water meter was not read, please refer to your Water Meter Reading Notice or call Unitywater.

Activity since last bill

Last bill		\$284.04
Payments / adjustments		
11 Mar 2022	Direct Debit Bank Variable	-\$284.04
Account balance		\$0.00 ①

Water and Sewerage Charges

Lot 1 Plan sp235212 Installation ID 1467133

State Bulk Water Price	Period	kL/day	x Days	x Price/kL	
State Govt Bulk Water	09 Feb 22 to 10 May 22	0.2088	91	\$3.231	\$61.39

This is how much Unitywater pays to purchase water from the State Government, and is passed on to customers at cost.

Unitywater (local government distributor-retailer price)

Variable Usage Charges	Period	kL/day	x Days	x Price/kL	
Water up to 822 L/day	09 Feb 22 to 10 May 22	0.2088	91	\$0.667	\$12.67
Sewerage up to 740 L/day	09 Feb 22 to 10 May 22	0.1879	91	\$0.667	\$11.41

Fixed Access Charges	Period	x No.	x Days	x Price/day	
Water Access 20mm	09 Feb 22 to 10 May 22	1	91	\$0.731	\$66.52
Sewerage Access	09 Feb 22 to 10 May 22	1	91	\$1.502	\$136.68

Water subtotal \$140.58
Sewerage subtotal \$148.09

New water and sewerage charges \$288.67 ②

Total Due = ① + ② \$288.67

Important information

Payment assistance

If you are having difficulty paying, please call Unitywater as soon as you receive your bill and before its due date to discuss how we can help.

Changing contact details

Login to My Account at unitywater.com for quick, easy changes online 24/7 or call us during business hours.

Pensioners

If you own and live at your property and have an eligible concession card, you may apply for a pensioner rebate. Please call Unitywater or fill out our easy online form at unitywater.com/pensioner

Credit card payments

Only MasterCard and Visa are accepted. A credit card surcharge may apply to your payment. Learn more at unitywater.com/creditcard

Interest on overdue amounts

Interest of 8% per annum, compounding daily, will apply to any amount not paid by the due date.

Water efficiency

For water efficiency tips, visit unitywater.com/water-tips

Interpreter service 13 14 50

当您需 要口译员时，请致电 13 14 50。
اتصل على الرقم 13 14 50 عندما تكون بحاجة إلى مترجم فوري.
Khi bạn cần thông ngôn, xin gọi số 13 14 50
통역사가 필요하시면 13 14 50 으로 연락하십시오.
Quando necessita un intérprete llame al 13 14 50

Privacy policy

We've updated our privacy policy so that we can deliver improved services with trusted partners. Visit unitywater.com/privacy

International calls

+ 61 7 5431 8333

unitywater.com

PO Box 953

Caboolture QLD 4510

1300 086 489

More payment options



Credit card by phone or online

To make a one-off credit card (Visa or MasterCard only) payment call 1300 047 763 or go to unitywater.com. A credit card surcharge may apply.
Ref: 0997 0788 86



Cheques by mail

Send this portion with your cheque payable to: Unitywater, Locked Bag 2, Maroochydore BC QLD 4558



In person, by phone or online

Billpay Code: 4028

Ref: 0997 0788 86

Pay in person at any post office, call 13 18 16, or go to postbillpay.com.au



*4028 0997078886 00028867

Account number 99707888

Payment reference 0997 0788 86

Total due \$288.67

Due date 23 Jun 2022



WATER AND SEWERAGE YOUR BILL

1300 086 489
Emergencies and faults 24 Hours, 7 days
Account enquiries 8am-5pm Mon-Fri

unitywater.com
ABN 89 791 717 472

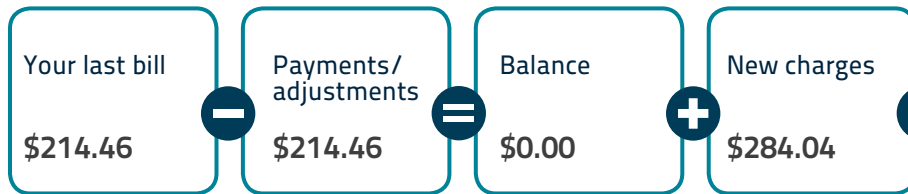


Mrs F E Harper as TTE & Mr L P Gonano as TTE
PO BOX 585
GOLDEN BEACH QLD 4551

Account number	99707888
Payment reference	0997 0788 86
Property	Coral Lee Court, Unit 1/121 Landsborough Pde, GOLDEN BEACH, QLD

Bill number	7122602270
Billing period	02 Nov 2021 99 days to 8 Feb 2022
Issue date	9 Feb 2022
Approximate date of next meter reading	5 May 2022

Your account activity

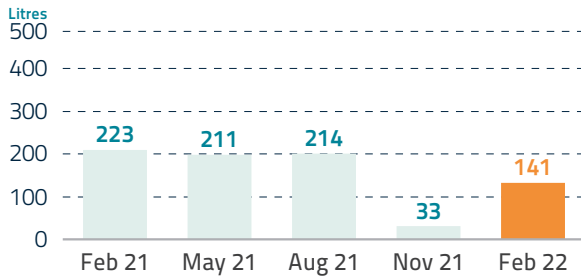


Direct debit is set up to pay the total due on the due date

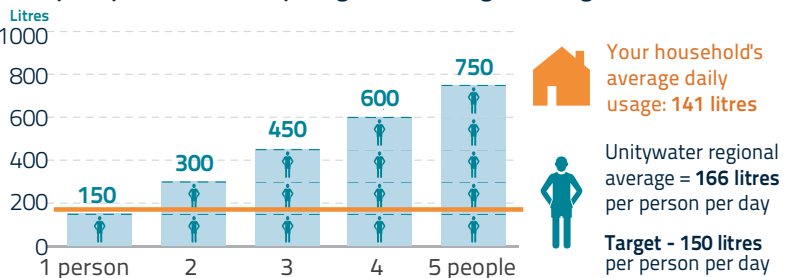
Total due	\$284.04
Due date	11 Mar 2022

8% interest per annum, compounding daily, will apply to any amount not paid by the due date.

Compare your average daily usage over time



Compare your current daily usage with our regional target of 150 litres



We're crystal clear about our sustainability goals.

We're joining other water utilities worldwide in the Race to Zero, a global movement to reduce carbon emissions to zero.

[Find out more](#)

unitywater.com/sustainability

Easy ways to pay For other payment options - see over



BPAY®
Billers Code: 130393
Ref: 0997 0788 86
Contact your bank or financial institution to pay from your cheque, savings, debit, credit card or transaction account.
Find out more at bpay.com.au
© Registered to BPAY Pty Ltd ABN 69 079 137 518



Direct Debit
Login to My Account at unitywater.com to set up automatic payments from your bank account or credit card or call us for assistance.

SmoothPay

Smooth out your bill payments across the year with regular fortnightly or monthly payments, interest free.
Find out more at unitywater.com/smoothpay

Your account details



1300 086 489
Account enquiries

8am-5pm Mon-Fri

Water meter details 1 kilolitre (kL) = 1000 litres (L)

Meter ID	Previous read date	Previous reading (kL)	Current read date	Current reading (kL)	Usage (kL)	No. of days	Average daily usage (L)
10W075701	1 Nov 21	779	8 Feb 22	793	14	99	141.4
Total water usage					14	99	141.4
Total sewerage usage (waste and greywater) = 90% of water usage					12.60	99	127.3

Activity since last bill

Last bill	\$214.46
Payments / adjustments	
8 Dec 2021 Direct Debit Bank Variable	-\$214.46
Account balance	\$0.00

Water and Sewerage Charges

Lot 1 Plan sp235212 Installation ID 1467133

State Bulk Water Price	Period	kL/day	x Days	x Price/kL	
State Govt Bulk Water	02 Nov 21 to 08 Feb 22	0.1414	99	\$3.231	\$45.23

This is how much Unitywater pays to purchase water from the State Government, and is passed on to customers at cost.

Unitywater (local government distributor-retailer price)

Variable Usage Charges	Period	kL/day	x Days	x Price/kL	
Water up to 822 L/day	02 Nov 21 to 08 Feb 22	0.1414	99	\$0.667	\$9.34
Sewerage up to 740 L/day	02 Nov 21 to 08 Feb 22	0.1273	99	\$0.667	\$8.40
Fixed Access Charges	Period	x No.	x Days	x Price/day	
Water Access 20mm	02 Nov 21 to 08 Feb 22	1	99	\$0.731	\$72.37
Sewerage Access	02 Nov 21 to 08 Feb 22	1	99	\$1.502	\$148.70
Water subtotal					\$126.94
Sewerage subtotal					\$157.10

New water and sewerage charges **\$284.04**

Total Due = ① + ② **\$284.04**

Important information

Payment assistance

If you are having difficulty paying, please call Unitywater as soon as you receive your bill and before its due date to discuss how we can help.

Changing contact details

Login to My Account at unitywater.com for quick, easy changes online 24/7 or call us during business hours.

Pensioners

If you own and live at your property and have an eligible concession card, you may apply for a pensioner rebate. Please call Unitywater or fill out our easy online form at unitywater.com/pensioner

Credit card payments

Only MasterCard and Visa are accepted. A credit card surcharge may apply to your payment. Learn more at unitywater.com/creditcard

Interest on overdue amounts

Interest of 8% per annum, compounding daily, will apply to any amount not paid by the due date.

Water efficiency

For water efficiency tips, visit unitywater.com/water-tips

Interpreter service 13 14 50

当您需 要口译员时，请致电 13 14 50。
اتصل على الرقم 13 14 50 عندما تكون بحاجة إلى مترجم فوري.
Khi bạn cần thông ngôn, xin gọi số 13 14 50
통역사가 필요하시면 13 14 50 으로 연락하십시오.
Cuando necesite un intérprete llame al 13 14 50

Privacy policy

We've updated our privacy policy so that we can deliver improved services with trusted partners. Visit unitywater.com/privacy

International calls

+ 61 7 5431 8333

unitywater.com

PO Box 953

Caboolture QLD 4510

1300 086 489

More payment options



Credit card by phone or online

To make a one-off credit card (Visa or MasterCard only) payment call 1300 047 763 or go to unitywater.com. A credit card surcharge may apply.
Ref: 0997 0788 86



Cheques by mail

Send this portion with your cheque payable to: Unitywater, Locked Bag 2, Maroochydore BC QLD 4558



In person, by phone or online

Billpay Code: 4028

Ref: 0997 0788 86

Pay in person at any post office, call 13 18 16, or go to postbillpay.com.au



*4028 0997078886 00028404

Account number 99707888

Payment reference 0997 0788 86

Total due **\$284.04**

Due date **11 Mar 2022**

48500 - Income Tax Expense

2022 Financial Year

Preparer Steven Lee

Reviewer Sandra Lee

Status Completed

Account Code	Description	CY Balance	LY Balance	Change
48500	Income Tax Expense	(\$3,261.37)	(\$5,082.83)	(35.84)%
TOTAL		CY Balance	LY Balance	
		(\$3,261.37)	(\$5,082.83)	

Supporting Documents

No supporting documents

49000 - Profit/Loss Allocation Account

2022 Financial Year

Preparer Steven Lee

Reviewer Sandra Lee

Status Completed

Account Code	Description	CY Balance	LY Balance	Change
49000	Profit/Loss Allocation Account	\$421,500.59	\$377,496.95	11.66%
TOTAL		CY Balance	LY Balance	
		\$421,500.59	\$377,496.95	

Supporting Documents

No supporting documents

50000 - Members

2022 Financial Year

Preparer Steven Lee

Reviewer Sandra Lee

Status Completed

Account Code	Description	Opening Balance	Contribution Income	Earnings	Member Payments	Tax & Fees	Closing Balance	Change
GONLUI00001P	Gonano, Luigi Pacifico - Pension (Pension)	(\$934,241.01)		(\$119,075.48)	\$23,360.00		(\$1,029,956.49)	10.25%
GONLUI00002P	Gonano, Luigi Pacifico - Pension (Pension)	(\$718,159.81)		(\$91,548.12)	\$17,950.00		(\$791,757.93)	10.25%
GONLUI00003P	Gonano, Luigi Pacifico - Pension (Pension)	(\$394,032.21)		(\$50,230.87)	\$9,850.00		(\$434,413.08)	10.25%
HARFRA00001P	Harper, Frances Elwyn - Pension (Pension)	(\$1,494,904.88)		(\$190,541.73)	\$37,370.00		(\$1,648,076.61)	10.25%
HARFRA00002P	Harper, Frances Elwyn - Pension (Pension)	(\$571,954.26)		(\$72,934.39)	\$14,300.00		(\$630,588.65)	10.25%
TOTAL								
		Opening Balance	Contribution Income	Earnings	Member Payments	Tax & Fees	Closing Balance	
		(\$4,113,292.17)		(\$524,330.59)	\$102,830.00		(\$4,534,792.76)	

Supporting Documents

- Members Summary [Report](#)
- Members Statements [Report](#)

Standard Checklist

- Attach copies of Members Statements

Fonterra Superannuation Fund

Members Statement

Luigi Pacifico Gonano
 2/121 Landsborough Pde
 Golden Beach, Queensland, 4551, Australia

Your Details

Date of Birth :	Provided	Nominated Beneficiaries:	N/A
Age:	74	Nomination Type:	N/A
Tax File Number:	Provided	Vested Benefits:	1,029,956.49
Date Joined Fund:	19/01/1996	Total Death Benefit:	1,029,956.49
Service Period Start Date:	03/04/1989	Current Salary:	0.00
Date Left Fund:		Previous Salary:	0.00
Member Code:	GONLUI00001P	Disability Benefit:	0.00
Account Start Date:	01/07/2006		
Account Phase:	Retirement Phase		
Account Description:	Pension		

Your Balance

Total Benefits	1,029,956.49
<u>Preservation Components</u>	
Preserved	
Unrestricted Non Preserved	1,029,956.49
Restricted Non Preserved	
<u>Tax Components</u>	
Tax Free (30.32%)	312,243.65
Taxable	717,712.84

Your Detailed Account Summary

	This Year	Last Year
Opening balance at 01/07/2021	934,241.01	844,706.44
<u>Increases to Member account during the period</u>		
Employer Contributions		
Personal Contributions (Concessional)		
Personal Contributions (Non Concessional)		
Government Co-Contributions		
Other Contributions		
Proceeds of Insurance Policies		
Transfers In		
Net Earnings	119,075.48	110,654.57
Internal Transfer In		
<u>Decreases to Member account during the period</u>		
Pensions Paid	23,360.00	21,120.00
Contributions Tax		
Income Tax		
No TFN Excess Contributions Tax		
Excess Contributions Tax		
Refund Excess Contributions		
Division 293 Tax		
Insurance Policy Premiums Paid		
Management Fees		
Member Expenses		
Benefits Paid/Transfers Out		
Superannuation Surcharge Tax		
Internal Transfer Out		
Closing balance at 30/06/2022	1,029,956.49	934,241.01

Fonterra Superannuation Fund

Members Statement

Trustee's Disclaimer

This statement has been prepared by the Trustee for the member whose name appears at the top of this statement. Every effort has been made by the Trustee to ensure the accuracy and completeness of this Statement. The Trustee does not accept any liability for any error, omission or misprint. All amounts shown in relation to benefits do not take into account any amounts which may be withheld to satisfy the requirements imposed by the Income Tax Assessment Act 1936.

Signed by all the trustees of the fund

Luigi Pacifico Gonano
Trustee

Frances Elwyn Harper
Trustee

Fonterra Superannuation Fund

Members Statement

Luigi Pacifico Gonano
 2/121 Landsborough Pde
 Golden Beach, Queensland, 4551, Australia

Your Details

Date of Birth :	Provided	Nominated Beneficiaries:	N/A
Age:	74	Nomination Type:	N/A
Tax File Number:	Provided	Vested Benefits:	791,757.93
Date Joined Fund:	19/01/1996	Total Death Benefit:	791,757.93
Service Period Start Date:	03/04/1989	Current Salary:	0.00
Date Left Fund:		Previous Salary:	0.00
Member Code:	GONLUI00002P	Disability Benefit:	0.00
Account Start Date:	01/07/2009		
Account Phase:	Retirement Phase		
Account Description:	Pension		

Your Balance

Total Benefits	791,757.93
<u>Preservation Components</u>	
Preserved	
Unrestricted Non Preserved	791,757.93
Restricted Non Preserved	
<u>Tax Components</u>	
Tax Free (65.36%)	517,476.25
Taxable	274,281.68

Your Detailed Account Summary

	This Year	Last Year
Opening balance at 01/07/2021	718,159.81	649,297.23
<u>Increases to Member account during the period</u>		
Employer Contributions		
Personal Contributions (Concessional)		
Personal Contributions (Non Concessional)		
Government Co-Contributions		
Other Contributions		
Proceeds of Insurance Policies		
Transfers In		
Net Earnings	91,548.12	85,092.58
Internal Transfer In		
<u>Decreases to Member account during the period</u>		
Pensions Paid	17,950.00	16,230.00
Contributions Tax		
Income Tax		
No TFN Excess Contributions Tax		
Excess Contributions Tax		
Refund Excess Contributions		
Division 293 Tax		
Insurance Policy Premiums Paid		
Management Fees		
Member Expenses		
Benefits Paid/Transfers Out		
Superannuation Surcharge Tax		
Internal Transfer Out		
Closing balance at 30/06/2022	791,757.93	718,159.81

Fonterra Superannuation Fund

Members Statement

Trustee's Disclaimer

This statement has been prepared by the Trustee for the member whose name appears at the top of this statement. Every effort has been made by the Trustee to ensure the accuracy and completeness of this Statement. The Trustee does not accept any liability for any error, omission or misprint. All amounts shown in relation to benefits do not take into account any amounts which may be withheld to satisfy the requirements imposed by the Income Tax Assessment Act 1936.

Signed by all the trustees of the fund

Luigi Pacifico Gonano
Trustee

Frances Elwyn Harper
Trustee

Fonterra Superannuation Fund

Members Statement

Luigi Pacifico Gonano
 2/121 Landsborough Pde
 Golden Beach, Queensland, 4551, Australia

Your Details

Date of Birth :	Provided	Nominated Beneficiaries:	N/A
Age:	74	Nomination Type:	N/A
Tax File Number:	Provided	Vested Benefits:	434,413.08
Date Joined Fund:	19/01/1996	Total Death Benefit:	434,413.08
Service Period Start Date:	03/04/1989	Current Salary:	0.00
Date Left Fund:		Previous Salary:	0.00
Member Code:	GONLUI00003P	Disability Benefit:	0.00
Account Start Date:	01/07/2013		
Account Phase:	Retirement Phase		
Account Description:	Pension		

Your Balance

Total Benefits	434,413.08
<u>Preservation Components</u>	
Preserved	
Unrestricted Non Preserved	434,413.08
Restricted Non Preserved	
<u>Tax Components</u>	
Tax Free (66.62%)	289,404.73
Taxable	145,008.35

Your Detailed Account Summary

	This Year	Last Year
Opening balance at 01/07/2021	394,032.21	356,265.92
<u>Increases to Member account during the period</u>		
Employer Contributions		
Personal Contributions (Concessional)		
Personal Contributions (Non Concessional)		
Government Co-Contributions		
Other Contributions		
Proceeds of Insurance Policies		
Transfers In		
Net Earnings	50,230.87	46,676.29
Internal Transfer In		
<u>Decreases to Member account during the period</u>		
Pensions Paid	9,850.00	8,910.00
Contributions Tax		
Income Tax		
No TFN Excess Contributions Tax		
Excess Contributions Tax		
Refund Excess Contributions		
Division 293 Tax		
Insurance Policy Premiums Paid		
Management Fees		
Member Expenses		
Benefits Paid/Transfers Out		
Superannuation Surcharge Tax		
Internal Transfer Out		
Closing balance at 30/06/2022	434,413.08	394,032.21

Fonterra Superannuation Fund

Members Statement

Trustee's Disclaimer

This statement has been prepared by the Trustee for the member whose name appears at the top of this statement. Every effort has been made by the Trustee to ensure the accuracy and completeness of this Statement. The Trustee does not accept any liability for any error, omission or misprint. All amounts shown in relation to benefits do not take into account any amounts which may be withheld to satisfy the requirements imposed by the Income Tax Assessment Act 1936.

Signed by all the trustees of the fund

Luigi Pacifico Gonano
Trustee

Frances Elwyn Harper
Trustee

Fonterra Superannuation Fund

Members Statement

Luigi Pacifico Gonano
 2/121 Landsborough Pde
 Golden Beach, Queensland, 4551, Australia

Your Details

Date of Birth :	Provided	Nominated Beneficiaries:	N/A
Age:	74	Nomination Type:	N/A
Tax File Number:	Provided	Vested Benefits:	
Date Joined Fund:	19/01/1996		
Service Period Start Date:			
Date Left Fund:			
Member Code:	GONLUI00004A		
Account Start Date:	19/01/1996		
Account Phase:	Accumulation Phase		
Account Description:	Accumulation		

Your Balance

Total Benefits

Preservation Components

Preserved
 Unrestricted Non Preserved
 Restricted Non Preserved

Tax Components

Tax Free
 Taxable

Your Detailed Account Summary

	This Year	Last Year
Opening balance at 01/07/2021		
<u>Increases to Member account during the period</u>		
Employer Contributions		
Personal Contributions (Concessional)		
Personal Contributions (Non Concessional)		
Government Co-Contributions		
Other Contributions		
Proceeds of Insurance Policies		
Transfers In		
Net Earnings		
Internal Transfer In		
<u>Decreases to Member account during the period</u>		
Pensions Paid		
Contributions Tax		
Income Tax		
No TFN Excess Contributions Tax		
Excess Contributions Tax		
Refund Excess Contributions		
Division 293 Tax		
Insurance Policy Premiums Paid		
Management Fees		
Member Expenses		
Benefits Paid/Transfers Out		
Superannuation Surcharge Tax		
Internal Transfer Out		
Closing balance at 30/06/2022	0.00	0.00

Fonterra Superannuation Fund

Members Statement

Trustee's Disclaimer

This statement has been prepared by the Trustee for the member whose name appears at the top of this statement. Every effort has been made by the Trustee to ensure the accuracy and completeness of this Statement. The Trustee does not accept any liability for any error, omission or misprint. All amounts shown in relation to benefits do not take into account any amounts which may be withheld to satisfy the requirements imposed by the Income Tax Assessment Act 1936.

Signed by all the trustees of the fund

Luigi Pacifico Gonano
Trustee

Frances Elwyn Harper
Trustee

Fonterra Superannuation Fund

Members Statement

Frances Elwyn Harper
 2/121 Landsborough Pde
 Golden Beach, Queensland, 4551, Australia

Your Details

Date of Birth :	Provided	Nominated Beneficiaries:	N/A
Age:	68	Nomination Type:	N/A
Tax File Number:	Provided	Vested Benefits:	1,648,076.61
Date Joined Fund:	19/01/1996	Total Death Benefit:	1,648,076.61
Service Period Start Date:	19/01/1996	Current Salary:	0.00
Date Left Fund:		Previous Salary:	0.00
Member Code:	HARFRA00001P	Disability Benefit:	0.00
Account Start Date:	01/07/2009		
Account Phase:	Retirement Phase		
Account Description:	Pension		

Your Balance

Total Benefits	1,648,076.61
<u>Preservation Components</u>	
Preserved	
Unrestricted Non Preserved	1,648,076.61
Restricted Non Preserved	
<u>Tax Components</u>	
Tax Free (39.04%)	643,394.91
Taxable	1,004,681.70

Your Detailed Account Summary

	This Year	Last Year
Opening balance at 01/07/2021	1,494,904.88	1,368,383.08
<u>Increases to Member account during the period</u>		
Employer Contributions		
Personal Contributions (Concessional)		
Personal Contributions (Non Concessional)		
Government Co-Contributions		
Other Contributions		
Proceeds of Insurance Policies		
Transfers In		
Net Earnings	190,541.73	178,591.80
Internal Transfer In		
<u>Decreases to Member account during the period</u>		
Pensions Paid	37,370.00	52,070.00
Contributions Tax		
Income Tax		
No TFN Excess Contributions Tax		
Excess Contributions Tax		
Refund Excess Contributions		
Division 293 Tax		
Insurance Policy Premiums Paid		
Management Fees		
Member Expenses		
Benefits Paid/Transfers Out		
Superannuation Surcharge Tax		
Internal Transfer Out		
Closing balance at 30/06/2022	1,648,076.61	1,494,904.88

Fonterra Superannuation Fund

Members Statement

Trustee's Disclaimer

This statement has been prepared by the Trustee for the member whose name appears at the top of this statement. Every effort has been made by the Trustee to ensure the accuracy and completeness of this Statement. The Trustee does not accept any liability for any error, omission or misprint. All amounts shown in relation to benefits do not take into account any amounts which may be withheld to satisfy the requirements imposed by the Income Tax Assessment Act 1936.

Signed by all the trustees of the fund

Luigi Pacifico Gonano
Trustee

Frances Elwyn Harper
Trustee

Fonterra Superannuation Fund

Members Statement

Frances Elwyn Harper
 2/121 Landsborough Pde
 Golden Beach, Queensland, 4551, Australia

Your Details

Date of Birth :	Provided	Nominated Beneficiaries:	N/A
Age:	68	Nomination Type:	N/A
Tax File Number:	Provided	Vested Benefits:	630,588.65
Date Joined Fund:	19/01/1996	Total Death Benefit:	630,588.65
Service Period Start Date:	19/01/1996	Current Salary:	0.00
Date Left Fund:		Previous Salary:	0.00
Member Code:	HARFRA00002P	Disability Benefit:	0.00
Account Start Date:	01/07/2014		
Account Phase:	Retirement Phase		
Account Description:	Pension		

Your Balance

Total Benefits	630,588.65
<u>Preservation Components</u>	
Preserved	
Unrestricted Non Preserved	630,588.65
Restricted Non Preserved	
<u>Tax Components</u>	
Tax Free (73.27%)	462,012.78
Taxable	168,575.87

Your Detailed Account Summary

	This Year	Last Year
Opening balance at 01/07/2021	571,954.26	517,142.55
<u>Increases to Member account during the period</u>		
Employer Contributions		
Personal Contributions (Concessional)		
Personal Contributions (Non Concessional)		
Government Co-Contributions		
Other Contributions		
Proceeds of Insurance Policies		
Transfers In		
Net Earnings	72,934.39	67,741.71
Internal Transfer In		
<u>Decreases to Member account during the period</u>		
Pensions Paid	14,300.00	12,930.00
Contributions Tax		
Income Tax		
No TFN Excess Contributions Tax		
Excess Contributions Tax		
Refund Excess Contributions		
Division 293 Tax		
Insurance Policy Premiums Paid		
Management Fees		
Member Expenses		
Benefits Paid/Transfers Out		
Superannuation Surcharge Tax		
Internal Transfer Out		
Closing balance at 30/06/2022	630,588.65	571,954.26

Fonterra Superannuation Fund

Members Statement

Trustee's Disclaimer

This statement has been prepared by the Trustee for the member whose name appears at the top of this statement. Every effort has been made by the Trustee to ensure the accuracy and completeness of this Statement. The Trustee does not accept any liability for any error, omission or misprint. All amounts shown in relation to benefits do not take into account any amounts which may be withheld to satisfy the requirements imposed by the Income Tax Assessment Act 1936.

Signed by all the trustees of the fund

Luigi Pacifico Gonano
Trustee

Frances Elwyn Harper
Trustee

Fonterra Superannuation Fund

Members Statement

Frances Elwyn Harper
 2/121 Landsborough Pde
 Golden Beach, Queensland, 4551, Australia

Your Details

Date of Birth :	Provided	Nominated Beneficiaries:	N/A
Age:	68	Nomination Type:	N/A
Tax File Number:	Provided	Vested Benefits:	
Date Joined Fund:	19/01/1996		
Service Period Start Date:			
Date Left Fund:			
Member Code:	HARFRA00003A		
Account Start Date:	19/01/1996		
Account Phase:	Accumulation Phase		
Account Description:	Accumulation		

Your Balance

Total Benefits

Preservation Components

Preserved
 Unrestricted Non Preserved
 Restricted Non Preserved

Tax Components

Tax Free
 Taxable

Your Detailed Account Summary

	This Year	Last Year
Opening balance at 01/07/2021		
<u>Increases to Member account during the period</u>		
Employer Contributions		
Personal Contributions (Concessional)		
Personal Contributions (Non Concessional)		
Government Co-Contributions		
Other Contributions		
Proceeds of Insurance Policies		
Transfers In		
Net Earnings		
Internal Transfer In		
<u>Decreases to Member account during the period</u>		
Pensions Paid		
Contributions Tax		
Income Tax		
No TFN Excess Contributions Tax		
Excess Contributions Tax		
Refund Excess Contributions		
Division 293 Tax		
Insurance Policy Premiums Paid		
Management Fees		
Member Expenses		
Benefits Paid/Transfers Out		
Superannuation Surcharge Tax		
Internal Transfer Out		
Closing balance at 30/06/2022	0.00	0.00

Fonterra Superannuation Fund

Members Statement

Trustee's Disclaimer

This statement has been prepared by the Trustee for the member whose name appears at the top of this statement. Every effort has been made by the Trustee to ensure the accuracy and completeness of this Statement. The Trustee does not accept any liability for any error, omission or misprint. All amounts shown in relation to benefits do not take into account any amounts which may be withheld to satisfy the requirements imposed by the Income Tax Assessment Act 1936.

Signed by all the trustees of the fund

Luigi Pacifico Gonano
Trustee

Frances Elwyn Harper
Trustee

Fonterra Superannuation Fund

Members Summary

As at 30 June 2022

Opening Balances	Increases				Decreases					Closing Balance	
	Contributions	Transfers In	Net Earnings	Insurance Proceeds	Pensions Paid	Contributions Tax	Taxes Paid	Benefits Paid/ Transfers Out	Insurance Premiums		Member Expenses
Luigi Pacifico Gonano (Age: 74)											
GONLUI00001P - Pension - Tax Free: 30.32%											
934,241.01			119,075.48		23,360.00						1,029,956.49
GONLUI00002P - Pension - Tax Free: 65.36%											
718,159.81			91,548.12		17,950.00						791,757.93
GONLUI00003P - Pension - Tax Free: 66.62%											
394,032.21			50,230.87		9,850.00						434,413.08
GONLUI00004A - Accumulation											
2,046,433.03			260,854.47		51,160.00						2,256,127.50
Frances Elwyn Harper (Age: 68)											
HARFRA00001P - Pension - Tax Free: 39.04%											
1,494,904.88			190,541.73		37,370.00						1,648,076.61
HARFRA00002P - Pension - Tax Free: 73.27%											
571,954.26			72,934.39		14,300.00						630,588.65
HARFRA00003A - Accumulation											

Fonterra Superannuation Fund
Members Summary

As at 30 June 2022

Opening Balances	Increases				Decreases					Closing Balance	
	Contributions	Transfers In	Net Earnings	Insurance Proceeds	Pensions Paid	Contributions Tax	Taxes Paid	Benefits Paid/ Transfers Out	Insurance Premiums		Member Expenses
2,066,859.14			263,476.12		51,670.00						2,278,665.26
4,113,292.17			524,330.59		102,830.00						4,534,792.76

60400 - Bank Accounts

2022 Financial Year

Preparer Steven Lee

Reviewer Sandra Lee

Status Completed

Account Code	Description	CY Balance	LY Balance	Change
CBA12234247	CBA Direct Investment Account 12234247	\$429,414.60	\$506,442.15	(15.21)%
TOTAL		CY Balance	LY Balance	
		\$429,414.60	\$506,442.15	

Supporting Documents

- Bank Statement Report [Report](#)
- A07 Bnk Statement2021 to Spt.pdf
- A07 Bnk Statement2022 to Feb.pdf
- A07 Bnk Statement2021to Oct.pdf
- A07 Bnk Statement2022 to Mar.pdf
- A07 Bnk Statement2022 to May.pdf
- A07 Bnk Statement2022 to Apr.pdf
- A07 Bnk Statement2021 to Aug.pdf
- A07 Bnk Statement2021 to Nov.pdf
- A07 Bnk Statement2021 to Dec.pdf
- A07 Bnk Statement2022 to Jan.pdf
- A07 Bnk Statement2021 to Jly.pdf
- A07 Bnk Statement2022 to Jun.pdf
- A07 Bnk Statement2022 to Jly.pdf

Standard Checklist

- Attach Copies of Bank Statements
- Attach copy of Bank Statement Report
- Ensure all Balances match Statement Balances at June 30
- Ensure all Transactions have been entered

Fonterra Superannuation Fund

Bank Statement Report

For The Period 01 July 2021 to 30 June 2022

Chart Code: 60400 / CBA12234247

Account Name: CBA Direct Investment Account 12234247

BSB and Account Number: 067167 12234247

Opening Balance	-	Total Debits	+	Total Credits	=	Closing Balance	Data Feed Used
\$ 506,442.15		\$ 505,176.66		\$ 428,149.11		\$ 429,414.60	

Date	Description	Debit \$	Credit \$	Ledger Balance \$	Statement Balance \$	Variance \$
01/07/2021	Opening Balance			506,442.15		
01/07/2021	Credit Interest		33.11	506,475.26		
01/07/2021	Transfer From MISS JOANNA LEIGH FEARN CREDIT TO ACCOUNT		350.00	506,825.26		
05/07/2021	Direct Credit 399589 AKWA WORX Akwa-Worx		12,793.00	519,618.26		
08/07/2021	Transfer From MISS JOANNA LEIGH FEARN CREDIT TO ACCOUNT		350.00	519,968.26		
12/07/2021	Direct Debit 401588 UNITYWATER 8392940	470.25		519,498.01		
14/07/2021	Direct Credit 259642 PLATINUM INVEST PIF 16818CPAMdis21		5,205.22	524,703.23		
14/07/2021	Direct Credit 259642 PLATINUM INVEST PAF 16818CPAMdis21		53,858.51	578,561.74		
14/07/2021	Transfer From MISS JOANNA LEIGH FEARN CREDIT TO ACCOUNT		350.00	578,911.74		
15/07/2021	Direct Credit 458106 ROBO PAYMENT JUL21/00800058 [Amount Receivable]		6,249.40	585,161.14		
15/07/2021	Direct Credit 458106 TECH PAYMENT JUL21/00800068 [Amount Receivable]		7,227.40	592,388.54		
16/07/2021	Direct Credit 513275 FAIR DST 001261997753		896.36	593,284.90		
16/07/2021	Direct Credit 358020 VAS PAYMENT JUL21/00800465 [Amount Receivable]		918.11	594,203.01		
21/07/2021	Transfer From MISS JOANNA LEIGH FEARN CREDIT TO ACCOUNT		350.00	594,553.01		
23/07/2021	TAX OFFICE PAYMENTS NetBank BPAY 75556 990568280876260 qtr to jun 2021	4,303.00		590,250.01		
27/07/2021	Direct Credit 062895 COMMONWEALTH SEC COMMSEC [BUY 700 TECH] [BUY 600 ROBO] [SELL 6518 WPL]		27,259.64	617,509.65		

Fonterra Superannuation Fund

Bank Statement Report

For The Period 01 July 2021 to 30 June 2022

Date	Description	Debit \$	Credit \$	Ledger Balance \$	Statement Balance \$	Variance \$
27/07/2021	Ausure Insurance NetBank BPAY 30510 294341995 cessna ins	5,268.00		612,241.65		
28/07/2021	Transfer From MISS JOANNA LEIGH FEARN CREDIT TO ACCOUNT		350.00	612,591.65		
28/07/2021	Transfer From DAVID MITCHELL rent August		3,300.00	615,891.65		
01/08/2021	Credit Interest		47.87	615,939.52		
02/08/2021	Transfer To Joanna FEARN CommBank App oven in unit 1 contribut...	300.00		615,639.52		
04/08/2021	Direct Debit 062934 COMMSEC SECURITI COMMSEC [BUY 8000 HACK] [BUY 800 ROBO]	147,536.84		468,102.68		
05/08/2021	Direct Credit 399589 AKWA WORX Akwa-Worx		12,793.00	480,895.68		
05/08/2021	Transfer From MISS JOANNA LEIGH FEARN CREDIT TO ACCOUNT		350.00	481,245.68		
13/08/2021	Transfer From MISS JOANNA LEIGH FEARN CREDIT TO ACCOUNT		350.00	481,595.68		
18/08/2021	Transfer From MISS JOANNA LEIGH FEARN CREDIT TO ACCOUNT		350.00	481,945.68		
20/08/2021	Direct Debit 066521 SUNSHINE COAST R 232339	955.85		480,989.83		
25/08/2021	Transfer From MISS JOANNA LEIGH FEARN CREDIT TO ACCOUNT		350.00	481,339.83		
26/08/2021	Transfer From DAVID MITCHELL rent		3,300.00	484,639.83		
01/09/2021	Credit Interest		5.06	484,644.89		
02/09/2021	Transfer From MISS JOANNA LEIGH FEARN CREDIT TO ACCOUNT		350.00	484,994.89		
06/09/2021	Direct Credit 399589 AKWA WORX Akwa-Worx		12,793.00	497,787.89		
08/09/2021	Direct Debit 062934 COMMSEC SECURITI COMMSEC [BUY 7000 HACK]	73,377.95		424,409.94		
09/09/2021	Transfer From MISS JOANNA LEIGH FEARN CREDIT TO ACCOUNT		350.00	424,759.94		
09/09/2021	Transfer to xx8918 CommBank app repairs unit 1	59.10		424,700.84		
09/09/2021	Transfer to xx8918 CommBank app repairs unit 1	298.00		424,402.84		
15/09/2021	Direct Debit 114311 MBRC 479027	1,375.65		423,027.19		

Fonterra Superannuation Fund

Bank Statement Report

For The Period 01 July 2021 to 30 June 2022

Date	Description	Debit \$	Credit \$	Ledger Balance \$	Statement Balance \$	Variance \$
16/09/2021	CBA Term Deposit Proceeds		101,409.77	524,436.96		
17/09/2021	Transfer From MISS JOANNA LEIGH FEARN CREDIT TO ACCOUNT		350.00	524,786.96		
17/09/2021	Direct Debit 401588 UNITYWATER 8689595	266.72		524,520.24		
19/09/2021	Transfer to xx8918 NetBank repairs to Unit 1	203.00		524,317.24		
23/09/2021	Transfer From DAVID MITCHELL rent		3,300.00	527,617.24		
23/09/2021	Transfer From MISS JOANNA LEIGH FEARN CREDIT TO ACCOUNT		350.00	527,967.24		
29/09/2021	Transfer From MISS JOANNA LEIGH FEARN CREDIT TO ACCOUNT		350.00	528,317.24		
01/10/2021	Credit Interest		21.63	528,338.87		
02/10/2021	Transfer to xx8918 CommBank app smoke alarm unit 1	164.70		528,174.17		
05/10/2021	Direct Credit 399589 AKWA WORX Akwa-Worx		12,793.00	540,967.17		
06/10/2021	Transfer to xx8918 CommBank app paint etc unit 1	129.91		540,837.26		
07/10/2021	Transfer From MISS JOANNA LEIGH FEARN CREDIT TO ACCOUNT		350.00	541,187.26		
07/10/2021	Direct Debit 401588 UNITYWATER 8776396	567.75		540,619.51		
13/10/2021	Transfer From MISS JOANNA LEIGH FEARN CREDIT TO ACCOUNT		350.00	540,969.51		
18/10/2021	Direct Credit 358020 VAS PAYMENT OCT21/00800480 [System Matched Income Data]		2,322.11	543,291.62		
20/10/2021	Transfer From MISS JOANNA LEIGH FEARN CREDIT TO ACCOUNT		350.00	543,641.62		
25/10/2021	TAX OFFICE PAYMENTS NetBank BPAY 75556 990568280876260 GST to Sept	4,304.00		539,337.62		
27/10/2021	Transfer from CBA NetBank Rudston Securities		3,300.00	542,637.62		
27/10/2021	Transfer From MISS JOANNA LEIGH FEARN CREDIT TO ACCOUNT		350.00	542,987.62		
28/10/2021	Transfer to xx8918 CommBank app repair GB posts	135.09		542,852.53		
01/11/2021	Credit Interest		45.87	542,898.40		

Fonterra Superannuation Fund

Bank Statement Report

For The Period 01 July 2021 to 30 June 2022

Date	Description	Debit \$	Credit \$	Ledger Balance \$	Statement Balance \$	Variance \$
03/11/2021	Transfer From MISS JOANNA LEIGH FEARN CREDIT TO ACCOUNT		350.00	543,248.40		
05/11/2021	Direct Credit 399589 AKWA WORX Akwa-Worx		12,793.00	556,041.40		
10/11/2021	Transfer From MISS JOANNA LEIGH FEARN CREDIT TO ACCOUNT		365.00	556,406.40		
11/11/2021	Transfer To Superhelp Australia Pty Ltd NetBank Fonterra trust deed	195.00		556,211.40		
18/11/2021	Transfer From MISS JOANNA LEIGH FEARN CREDIT TO ACCOUNT		365.00	556,576.40		
24/11/2021	Direct Debit 114311 MBRC 479027	1,375.65		555,200.75		
25/11/2021	Transfer From MISS JOANNA LEIGH FEARN CREDIT TO ACCOUNT		365.00	555,565.75		
25/11/2021	Direct Debit 062934 COMMSEC SECURITI COMMSEC [BUY 6000 HACK]	65,358.33		490,207.42		
26/11/2021	Transfer From DAVID MITCHELL rent		3,300.00	493,507.42		
01/12/2021	Credit Interest		36.43	493,543.85		
02/12/2021	Transfer From MISS JOANNA LEIGH FEARN CREDIT TO ACCOUNT		365.00	493,908.85		
06/12/2021	Direct Credit 399589 AKWA WORX Akwa-Worx		12,793.00	506,701.85		
07/12/2021	Direct Debit 062934 COMMSEC SECURITI COMMSEC [BUY 600 TECH]	62,474.88		444,226.97		
08/12/2021	Direct Debit 401588 UNITYWATER 9021317	214.46		444,012.51		
10/12/2021	Transfer From MISS JOANNA LEIGH FEARN CREDIT TO ACCOUNT		350.00	444,362.51		
15/12/2021	Transfer From MISS JOANNA LEIGH FEARN CREDIT TO ACCOUNT		365.00	444,727.51		
21/12/2021	OSR QLD LAND TAX 1 CommBank app BPAY 6 400009724719 land tax	8,306.10		436,421.41		
21/12/2021	Direct Credit 128594 FEARN J RENT/ Jo		15.00	436,436.41		
22/12/2021	Transfer From MISS JOANNA LEIGH FEARN CREDIT TO ACCOUNT		365.00	436,801.41		
27/12/2021	Transfer From DAVID MITCHELL rent		3,300.00	440,101.41		
29/12/2021	Transfer to xx8918 CommBank app Xmas gifting	62.00		440,039.41		

Fonterra Superannuation Fund
Bank Statement Report

For The Period 01 July 2021 to 30 June 2022

Date	Description	Debit \$	Credit \$	Ledger Balance \$	Statement Balance \$	Variance \$
30/12/2021	Transfer From MISS JOANNA LEIGH FEARN CREDIT TO ACCOUNT		365.00	440,404.41		
01/01/2022	Credit Interest		1.39	440,405.80		
05/01/2022	Direct Credit 399589 AKWA WORX Akwa-Worx		12,793.00	453,198.80		
06/01/2022	Transfer From MISS JOANNA LEIGH FEARN CREDIT TO ACCOUNT		365.00	453,563.80		
10/01/2022	Direct Debit 401588 UNITYWATER 9180307	547.39		453,016.41		
13/01/2022	Transfer From MISS JOANNA LEIGH FEARN CREDIT TO ACCOUNT		365.00	453,381.41		
19/01/2022	Direct Credit 513275 FAIR DST 001270790720 [System Matched Income Data]		634.83	454,016.24		
19/01/2022	Direct Credit 358020 VAS PAYMENT JAN22/00800486 [System Matched Income Data]		1,149.30	455,165.54		
19/01/2022	Transfer From MISS JOANNA LEIGH FEARN CREDIT TO ACCOUNT		365.00	455,530.54		
20/01/2022	MBRC OTHER PAYMENTS NetBank BPAY 339440 600479027016334460 Cesna backflow	53.00		455,477.54		
20/01/2022	Transfer To ARLakePlumbing NetBank inv 7340 backflow	96.80		455,380.74		
25/01/2022	Transfer From MISS JOANNA LEIGH FEARN CREDIT TO ACCOUNT		365.00	455,745.74		
27/01/2022	Transfer from CBA NetBank Rudston Securities		3,300.00	459,045.74		
03/02/2022	Transfer From MISS JOANNA LEIGH FEARN CREDIT TO ACCOUNT		365.00	459,410.74		
07/02/2022	Direct Credit 399589 AKWA WORX Akwa-Worx		12,793.00	472,203.74		
09/02/2022	Transfer From MISS JOANNA LEIGH FEARN CREDIT TO ACCOUNT		365.00	472,568.74		
16/02/2022	Direct Debit 114311 MBRC 479027	1,375.65		471,193.09		
17/02/2022	Transfer From MISS JOANNA LEIGH FEARN CREDIT TO ACCOUNT		365.00	471,558.09		
18/02/2022	DEFT INSURANCE NetBank BPAY 20362 403675255133563 U1 Ins to 22Feb23	975.00		470,583.09		
23/02/2022	Transfer from CBA NetBank Rudston Securities		3,300.00	473,883.09		
24/02/2022	TAX OFFICE PAYMENTS NetBank BPAY 75556 990568280876260 qtr to dec	4,903.00		468,980.09		

Fonterra Superannuation Fund
Bank Statement Report

For The Period 01 July 2021 to 30 June 2022

Date	Description	Debit \$	Credit \$	Ledger Balance \$	Statement Balance \$	Variance \$
24/02/2022	Transfer From MISS JOANNA LEIGH FEARN CREDIT TO ACCOUNT		365.00	469,345.09		
25/02/2022	Direct Debit 066521 SUNSHINE COAST R 232339	955.85		468,389.24		
03/03/2022	Transfer From MISS JOANNA LEIGH FEARN CREDIT TO ACCOUNT		365.00	468,754.24		
07/03/2022	Direct Credit 399589 AKWA WORX Akwa-Worx		12,793.00	481,547.24		
08/03/2022	Transfer To Superhelp Australia Pty Ltd NetBank inv 0433 annual prep	1,795.00		479,752.24		
10/03/2022	Transfer From MISS JOANNA LEIGH FEARN CREDIT TO ACCOUNT		365.00	480,117.24		
11/03/2022	Direct Debit 401588 UNITYWATER 9436603	284.04		479,833.20		
16/03/2022	Transfer From MISS JOANNA LEIGH FEARN CREDIT TO ACCOUNT		365.00	480,198.20		
17/03/2022	Direct Credit 012721 ATO ATO990568280871001		802.00	481,000.20		
18/03/2022	Direct Credit 012721 ATO ATO008000016177903		4,823.83	485,824.03		
23/03/2022	Transfer From MISS JOANNA LEIGH FEARN CREDIT TO ACCOUNT		365.00	486,189.03		
27/03/2022	Transfer From DAVID MITCHELL rent		3,300.00	489,489.03		
31/03/2022	Transfer From MISS JOANNA LEIGH FEARN CREDIT TO ACCOUNT		365.00	489,854.03		
05/04/2022	Direct Credit 399589 AKWA WORX Akwa-Worx		12,793.00	502,647.03		
06/04/2022	Transfer From MISS JOANNA LEIGH FEARN CREDIT TO ACCOUNT		365.00	503,012.03		
14/04/2022	Transfer From MISS JOANNA LEIGH FEARN CREDIT TO ACCOUNT		365.00	503,377.03		
14/04/2022	Direct Debit 401588 UNITYWATER 9594890	328.38		503,048.65		
20/04/2022	Direct Credit 358020 VAS PAYMENT APR22/00800506 [System Matched Income Data]		3,293.20	506,341.85		
21/04/2022	Transfer From MISS JOANNA LEIGH FEARN CREDIT TO ACCOUNT		365.00	506,706.85		
25/04/2022	TAX OFFICE PAYMENTS NetBank BPAY 75556 990568280876260 GST to Mar 22	4,303.00		502,403.85		
26/04/2022	Transfer From DAVID MITCHELL rent		3,300.00	505,703.85		

Fonterra Superannuation Fund

Bank Statement Report

For The Period 01 July 2021 to 30 June 2022

Date	Description	Debit \$	Credit \$	Ledger Balance \$	Statement Balance \$	Variance \$
27/04/2022	Transfer From MISS JOANNA LEIGH FEARN CREDIT TO ACCOUNT		365.00	506,068.85		
01/05/2022	Credit Interest		35.92	506,104.77		
05/05/2022	Transfer From MISS JOANNA LEIGH FEARN CREDIT TO ACCOUNT		365.00	506,469.77		
05/05/2022	Direct Credit 399589 AKWA WORX Akwa-Worx		12,793.00	519,262.77		
11/05/2022	Transfer From MISS JOANNA LEIGH FEARN CREDIT TO ACCOUNT		365.00	519,627.77		
19/05/2022	DEFT INSURANCE NetBank BPAY 20362 4051262750057 HoopersIns to31May	1,140.00		518,487.77		
19/05/2022	Transfer From MISS JOANNA LEIGH FEARN CREDIT TO ACCOUNT		365.00	518,852.77		
25/05/2022	Transfer From DAVID MITCHELL rent		3,300.00	522,152.77		
25/05/2022	Transfer From MISS JOANNA LEIGH FEARN CREDIT TO ACCOUNT		365.00	522,517.77		
01/06/2022	Credit Interest		61.15	522,578.92		
01/06/2022	Transfer to xx8918 CommBank app 2022 pension lou	51,160.00		471,418.92		
01/06/2022	Transfer to other Bank CommBank app feh pension 2022	51,670.00		419,748.92		
01/06/2022	Transfer From MISS JOANNA LEIGH FEARN CREDIT TO ACCOUNT		365.00	420,113.92		
06/06/2022	Direct Credit 399589 AKWA WORX Akwa-Worx		12,793.00	432,906.92		
06/06/2022	Direct Debit 114311 MBRC 479027	1,375.65		431,531.27		
09/06/2022	Transfer From MISS JOANNA LEIGH FEARN CREDIT TO ACCOUNT		365.00	431,896.27		
21/06/2022	Ausure Insurance NetBank BPAY 30510 2104935578 insurance cessna	6,025.00		425,871.27		
21/06/2022	Transfer To North coast Law NetBank consult re super	198.00		425,673.27		
23/06/2022	Direct Debit 401588 UNITYWATER 9916758	288.67		425,384.60		
23/06/2022	Transfer From MISS JOANNA LEIGH FEARN CREDIT TO ACCOUNT		365.00	425,749.60		
27/06/2022	Transfer From DAVID MITCHELL rent		3,300.00	429,049.60		

Fonterra Superannuation Fund
Bank Statement Report

For The Period 01 July 2021 to 30 June 2022

Date	Description	Debit \$	Credit \$	Ledger Balance \$	Statement Balance \$	Variance \$
29/06/2022	Transfer From MISS JOANNA LEIGH FEARN CREDIT TO ACCOUNT		365.00	429,414.60		
30/06/2022	CLOSING BALANCE			429,414.60		
		<u>505,176.66</u>	<u>428,149.11</u>			

Fonterra Superannuation Fund
Bank Statement Report

For The Period 01 July 2021 to 30 June 2022

Chart Code: 60800 / CBA50233788
Account Name: CBA Term Deposit 50233788
BSB and Account Number: 064406 50233788

Opening Balance	-	Total Debits	+	Total Credits	=	Closing Balance	Data Feed Used
\$ 100,604.93		\$ 100,604.93				\$ 0.00	

Date	Description	Debit	Credit	Ledger Balance	Statement Balance	Variance
		\$	\$	\$	\$	\$
01/07/2021	Opening Balance			100,604.93		
16/09/2021	CBA Term Deposit Proceeds	100,604.93		0.00		
30/06/2022	CLOSING BALANCE			0.00		
		100,604.93				



Account Number 06 7167 12234247

Statement Period 12 Jul 2021 - 11 Aug 2021

Closing Balance \$481,245.68 CR

Enquiries 13 1998
 (24 hours a day, 7 days a week)



002

MS FRANCES ELWYN HARPER AND
 MR L P GONANO AND FONTEERR SUPERAN
 4 CARABEEN CT
 MALENY QLD 4552

Direct Investment Account

If this account has an attached overdraft limit or facility and we send you a statement every 4 or 6 months, we will update your statement preference to every 3 months as part of changes made to the new Banking Code of Practice from 1 July 2019.

Your CommSec Commonwealth Direct Investment Account specifically designed for CommSec share traders can grow your savings while you plan your next investment. Earn a competitive rate of interest on balances over \$10,000. You can enjoy instant access to your money through ATMs, NetBank, EFTPOS, telephone banking and bank branches.

Name: MR LUIGI GONANO + MS FRANCES HARPER IN TRUST FOR FONTEERRA SUPER FUND


Note: Have you checked your statement today? It's easy to find out more information about each of your transactions by logging on to the CommBank App or NetBank. Should you have any questions on fees or see an error please contact us on the details above. Cheque proceeds are available when cleared.

The date of transactions shown here may be different on your other transaction lists (for example, the transaction list that appears on the CommBank app).

Date	Transaction	Debit	Credit	Balance
12 Jul	2021 OPENING BALANCE			\$519,968.26 CR
12 Jul	Direct Debit 401588 UNITYWATER 8392940	470.25		\$519,498.01 CR
14 Jul	Direct Credit 259642 PLATINUM INVEST PIF 16818CPAMdis21		5,205.22	\$524,703.23 CR
14 Jul	Direct Credit 259642 PLATINUM INVEST PAF 16818CPAMdis21		53,858.51	\$578,561.74 CR
14 Jul	Transfer From MISS JOANNA LEIGH FEARN CREDIT TO ACCOUNT		350.00	\$578,911.74 CR
15 Jul	Direct Credit 458106 ROBO PAYMENT JUL21/00800058		6,249.40	\$585,161.14 CR
15 Jul	Direct Credit 458106 TECH PAYMENT JUL21/00800068		7,227.40	\$592,388.54 CR
16 Jul	Direct Credit 513275 FAIR DST 001261997753		896.36	\$593,284.90 CR
16 Jul	Direct Credit 358020 VAS PAYMENT JUL21/00800465		918.11	\$594,203.01 CR
21 Jul	Transfer From MISS JOANNA LEIGH FEARN CREDIT TO ACCOUNT		350.00	\$594,553.01 CR
23 Jul	TAX OFFICE PAYMENTS NetBank BPAY 75556 990568280876260 qtr to jun 2021	4,303.00		\$590,250.01 CR



229.552.1.1 ZZZ258R3 0303 SL_R3 S931.D223.O.V06.00.33



Date	Transaction	Debit	Credit	Balance
27 Jul	Direct Credit 062895 COMMONWEALTH SEC COMMSEC		27,259.64	\$617,509.65 CR
27 Jul	Ausure Insurance NetBank BPAY 30510 294341995 cessa ins	5,268.00		\$612,241.65 CR
28 Jul	Transfer From MISS JOANNA LEIGH FEARN CREDIT TO ACCOUNT		350.00	\$612,591.65 CR
28 Jul	Transfer From DAVID MITCHELL rent August		3,300.00	\$615,891.65 CR
01 Aug	Credit Interest		47.87	\$615,939.52 CR
02 Aug	Transfer To Joanna FEARN CommBank App oven in unit 1 contribut...	300.00		\$615,639.52 CR
04 Aug	Direct Debit 062934 COMMSEC SECURITI COMMSEC	147,536.84		\$468,102.68 CR
05 Aug	Direct Credit 399589 AKWA WORX Akwa-Worx		12,793.00	\$480,895.68 CR
05 Aug	Transfer From MISS JOANNA LEIGH FEARN CREDIT TO ACCOUNT		350.00	\$481,245.68 CR
11 Aug	2021 CLOSING BALANCE			\$481,245.68 CR

Opening balance	-	Total debits	+	Total credits	=	Closing balance
\$519,968.26 CR		\$157,878.09		\$119,155.51		\$481,245.68 CR

Your Credit Interest Rate Summary

Date	Balance	Standard Credit Interest Rate (p.a.)
11 Aug	Less than \$10,000.00	0.00%
	\$10,000.00 - \$19,999.99	0.00%
	\$20,000.00 - \$49,999.99	0.00%
	\$50,000.00 - \$99,999.99	0.00%
	\$100,000.00 - \$249,999.99	0.00%
	\$250,000.00 - \$499,999.99	0.00%
	\$500,000.00 and over	0.10%

Note. Interest rates are effective as at the date shown but are subject to change.



002

MS FRANCES ELWYN HARPER AND
 MR L P GONANO AND FONTEERR SUPERAN
 4 CARABEEN CT
 MALENY QLD 4552

Account Number 06 7167 12234247

Statement Period 12 Nov 2021 - 11 Dec 2021

Closing Balance \$444,362.51 CR

Enquiries 13 1998
 (24 hours a day, 7 days a week)

Direct Investment Account

If this account has an attached overdraft limit or facility and we send you a statement every 4 or 6 months, we will update your statement preference to every 3 months as part of changes made to the new Banking Code of Practice from 1 July 2019.

The Commonwealth Direct Investment Account is the preferred cash account for CommSec investors. You will receive discounted brokerage when you link your CDIA to a CommSec Trading Account, and enjoy the convenience of managing your funds through NetBank and the CommBank app.

Name: MR LUIGI GONANO + MS FRANCES HARPER IN TRUST FOR FONTEERRA SUPER FUND

Note: Have you checked your statement today? It's easy to find out more information about each of your transactions by logging on to the CommBank App or NetBank. Should you have any questions on fees or see an error please contact us on the details above. Cheque proceeds are available when cleared.


The date of transactions shown here may be different on your other transaction lists (for example, the transaction list that appears on the CommBank app).

Date	Transaction	Debit	Credit	Balance
12 Nov 2021	OPENING BALANCE			\$556,211.40 CR
18 Nov	Transfer From MISS JOANNA LEIGH FEARN CREDIT TO ACCOUNT		365.00	\$556,576.40 CR
24 Nov	Direct Debit 114311 MBRC 479027	1,375.65		\$555,200.75 CR
25 Nov	Transfer From MISS JOANNA LEIGH FEARN CREDIT TO ACCOUNT		365.00	\$555,565.75 CR
25 Nov	Direct Debit 062934 COMMSEC SECURITI COMMSEC	65,358.33		\$490,207.42 CR
26 Nov	Transfer From DAVID MITCHELL rent		3,300.00	\$493,507.42 CR
01 Dec	Credit Interest		36.43	\$493,543.85 CR
02 Dec	Transfer From MISS JOANNA LEIGH FEARN CREDIT TO ACCOUNT		365.00	\$493,908.85 CR
06 Dec	Direct Credit 399589 AKWA WORX Akwa-Worx		12,793.00	\$506,701.85 CR
07 Dec	Direct Debit 062934 COMMSEC SECURITI COMMSEC	62,474.88		\$444,226.97 CR
08 Dec	Direct Debit 401588 UNITYWATER 9021317	214.46		\$444,012.51 CR



Account Number

06 7167 12234247



Date	Transaction	Debit	Credit	Balance			
10 Dec	Transfer From MISS JOANNA LEIGH FEARN CREDIT TO ACCOUNT		350.00	\$444,362.51 CR			
11 Dec	2021 CLOSING BALANCE			\$444,362.51 CR			
	Opening balance	-	Total debits	+	Total credits	=	Closing balance
	\$556,211.40 CR		\$129,423.32		\$17,574.43		\$444,362.51 CR

Your Credit Interest Rate Summary

Date	Balance	Standard Credit Interest Rate (p.a.)
11 Dec	Less than \$10,000.00	0.00%
	\$10,000.00 - \$19,999.99	0.00%
	\$20,000.00 - \$49,999.99	0.00%
	\$50,000.00 - \$99,999.99	0.00%
	\$100,000.00 - \$249,999.99	0.00%
	\$250,000.00 - \$499,999.99	0.00%
	\$500,000.00 and over	0.10%

Note. Interest rates are effective as at the date shown but are subject to change.

Important Information:

We try to get things right the first time – but if we don't, we'll do what we can to fix it.

You can fix most problems simply by contacting us.

Write to: CBA Group Customer Relations, Reply Paid 41, Sydney NSW 2001

Tell us online: commbank.com.au/support/compliments-and-complaints.html

Call: 1800 805 605 (free call)

You can also contact the Australian Financial Complaints Authority, AFCA, an independent external dispute resolution body approved by ASIC - time limits may apply, visit AFCA, afca.org.au, website for more information.

Write to: Australian Financial Complaints Authority, GPO Box 3, Melbourne VIC 3001

Email: info@afca.org.au

Call: 1800 931 678, free call Monday to Friday 9am– 5pm, AEST



Your Statement

Statement 103 (Page 1 of 2)

Account Number 06 7167 12234247

Statement Period 12 Jun 2021 - 11 Jul 2021

Closing Balance \$519,968.26 CR

Enquiries 13 1998
 (24 hours a day, 7 days a week)



002

MS FRANCES ELWYN HARPER AND
 MR L P GONANO AND FONTEERR SUPERAN
 4 CARABEEN CT
 MALENY QLD 4552

Direct Investment Account

If this account has an attached overdraft limit or facility and we send you a statement every 4 or 6 months, we will update your statement preference to every 3 months as part of changes made to the new Banking Code of Practice from 1 July 2019.

Your CommSec Commonwealth Direct Investment Account specifically designed for CommSec share traders can grow your savings while you plan your next investment. Earn a competitive rate of interest on balances over \$10,000. You can enjoy instant access to your money through ATMs, NetBank, EFTPOS, telephone banking and bank branches.


Name: MR LUIGI GONANO + MS FRANCES HARPER IN TRUST FOR FONTEERRA SUPER FUND

Note: Have you checked your statement today? It's easy to find out more information about each of your transactions by logging on to the CommBank App or NetBank. Should you have any questions on fees or see an error please contact us on the details above. Cheque proceeds are available when cleared.

The date of transactions shown here may be different on your other transaction lists (for example, the transaction list that appears on the CommBank app).

Date	Transaction	Debit	Credit	Balance
12 Jun	2021 OPENING BALANCE			\$502,442.15 CR
16 Jun	Transfer From MISS JOANNA LEIGH FEARN CREDIT TO ACCOUNT		350.00	\$502,792.15 CR
22 Jun	DEFT PAYMENTS NetBank BPAY 96503 27061233610000000134 Qtr to 31 Aug	841.99		\$501,950.16 CR
24 Jun	Transfer From MISS JOANNA LEIGH FEARN CREDIT TO ACCOUNT		350.00	\$502,300.16 CR
25 Jun	Transfer From DAVID MITCHELL Rent and Body Corp		4,141.99	\$506,442.15 CR
01 Jul	CREDIT INTEREST EARNED on this account to June 30, 2021 is \$344.10			
01 Jul	Credit Interest		33.11	\$506,475.26 CR
01 Jul	Transfer From MISS JOANNA LEIGH FEARN CREDIT TO ACCOUNT		350.00	\$506,825.26 CR
05 Jul	Direct Credit 399589 AKWA WORX Akwa-Worx		12,793.00	\$519,618.26 CR





Date	Transaction	Debit	Credit	Balance			
08 Jul	Transfer From MISS JOANNA LEIGH FEARN CREDIT TO ACCOUNT		350.00	\$519,968.26 CR			
11 Jul 2021	CLOSING BALANCE			\$519,968.26 CR			
	Opening balance	-	Total debits	+	Total credits	=	Closing balance
	\$502,442.15 CR		\$841.99		\$18,368.10		\$519,968.26 CR

Your Credit Interest Rate Summary

Date	Balance	Standard Credit Interest Rate (p.a.)
11 Jul	Less than \$10,000.00	0.00%
	\$10,000.00 - \$19,999.99	0.00%
	\$20,000.00 - \$49,999.99	0.00%
	\$50,000.00 - \$99,999.99	0.00%
	\$100,000.00 - \$249,999.99	0.00%
	\$250,000.00 - \$499,999.99	0.00%
	\$500,000.00 and over	0.10%

Note. Interest rates are effective as at the date shown but are subject to change.



Account Number 06 7167 12234247

Statement Period 12 Oct 2021 - 11 Nov 2021

Closing Balance \$556,211.40 CR

Enquiries 13 1998
 (24 hours a day, 7 days a week)



002

MS FRANCES ELWYN HARPER AND
 MR L P GONANO AND FONTEERR SUPERAN
 4 CARABEEN CT
 MALENY QLD 4552

Direct Investment Account

If this account has an attached overdraft limit or facility and we send you a statement every 4 or 6 months, we will update your statement preference to every 3 months as part of changes made to the new Banking Code of Practice from 1 July 2019.

The Commonwealth Direct Investment Account is the preferred cash account for CommSec investors. You will receive discounted brokerage when you link your CDIA to a CommSec Trading Account, and enjoy the convenience of managing your funds through NetBank and the CommBank app.

Name: MR LUIGI GONANO + MS FRANCES HARPER IN TRUST FOR FONTEERRA SUPER FUND


Note: Have you checked your statement today? It's easy to find out more information about each of your transactions by logging on to the CommBank App or NetBank. Should you have any questions on fees or see an error please contact us on the details above. Cheque proceeds are available when cleared.

The date of transactions shown here may be different on your other transaction lists (for example, the transaction list that appears on the CommBank app).

Date	Transaction	Debit	Credit	Balance
12 Oct	2021 OPENING BALANCE			\$540,619.51 CR
13 Oct	Transfer From MISS JOANNA LEIGH FEARN CREDIT TO ACCOUNT		350.00	\$540,969.51 CR
18 Oct	Direct Credit 358020 VAS PAYMENT OCT21/00800480		2,322.11	\$543,291.62 CR
20 Oct	Transfer From MISS JOANNA LEIGH FEARN CREDIT TO ACCOUNT		350.00	\$543,641.62 CR
25 Oct	TAX OFFICE PAYMENTS NetBank BPAY 75556 990568280876260 GST to Sept	4,304.00		\$539,337.62 CR
27 Oct	Transfer from CBA NetBank Rudston Securities		3,300.00	\$542,637.62 CR
27 Oct	Transfer From MISS JOANNA LEIGH FEARN CREDIT TO ACCOUNT		350.00	\$542,987.62 CR
28 Oct	Transfer to xx8918 CommBank app repair GB posts	135.09		\$542,852.53 CR
01 Nov	Credit Interest		45.87	\$542,898.40 CR
03 Nov	Transfer From MISS JOANNA LEIGH FEARN CREDIT TO ACCOUNT		350.00	\$543,248.40 CR
05 Nov	Direct Credit 399589 AKWA WORX Akwa-Worx		12,793.00	\$556,041.40 CR
10 Nov	Transfer From MISS JOANNA LEIGH FEARN CREDIT TO ACCOUNT		365.00	\$556,406.40 CR



620.916.1.1 ZZZ258R3 0303 SL_R3_S931.D315.O.V06.00.34



Date	Transaction	Debit	Credit	Balance			
11 Nov	Transfer To Superhelp Australia Pty Ltd NetBank Fonterra trust deed	195.00		\$556,211.40 CR			
11 Nov	2021 CLOSING BALANCE			\$556,211.40 CR			
	Opening balance	-	Total debits	+	Total credits	=	Closing balance
	\$540,619.51 CR		\$4,634.09		\$20,225.98		\$556,211.40 CR

Your Credit Interest Rate Summary

Date	Balance	Standard Credit Interest Rate (p.a.)
11 Nov	Less than \$10,000.00	0.00%
	\$10,000.00 - \$19,999.99	0.00%
	\$20,000.00 - \$49,999.99	0.00%
	\$50,000.00 - \$99,999.99	0.00%
	\$100,000.00 - \$249,999.99	0.00%
	\$250,000.00 - \$499,999.99	0.00%
	\$500,000.00 and over	0.10%

Note. Interest rates are effective as at the date shown but are subject to change.

Important Information:

We try to get things right the first time – but if we don't, we'll do what we can to fix it. You can fix most problems simply by contacting us.
 Write to: CBA Group Customer Relations, Reply Paid 41, Sydney NSW 2001
 Tell us online: commbank.com.au/support/compliments-and-complaints.html
 Call: 1800 805 605 (free call)

You can also contact the Australian Financial Complaints Authority, AFCA, an independent external dispute resolution body approved by ASIC - time limits may apply, visit AFCA, afca.org.au, website for more information.
 Write to: Australian Financial Complaints Authority, GPO Box 3, Melbourne VIC 3001
 Email: info@afca.org.au
 Call: 1800 931 678, free call Monday to Friday 9am– 5pm, AEST



Account Number 06 7167 12234247

Statement Period 12 Aug 2021 - 11 Sep 2021

Closing Balance \$424,402.84 CR

Enquiries 13 1998
 (24 hours a day, 7 days a week)



002

MS FRANCES ELWYN HARPER AND
 MR L P GONANO AND FONTEERR SUPERAN
 4 CARABEEN CT
 MALENY QLD 4552

Direct Investment Account

If this account has an attached overdraft limit or facility and we send you a statement every 4 or 6 months, we will update your statement preference to every 3 months as part of changes made to the new Banking Code of Practice from 1 July 2019.

The Commonwealth Direct Investment Account is the preferred cash account for CommSec investors. You will receive discounted brokerage when you link your CDIA to a CommSec Trading Account, and enjoy the convenience of managing your funds through NetBank and the CommBank app.


Name: MR LUIGI GONANO + MS FRANCES HARPER IN TRUST FOR FONTEERRA SUPER FUND

Note: Have you checked your statement today? It's easy to find out more information about each of your transactions by logging on to the CommBank App or NetBank. Should you have any questions on fees or see an error please contact us on the details above. Cheque proceeds are available when cleared.

The date of transactions shown here may be different on your other transaction lists (for example, the transaction list that appears on the CommBank app).

Date	Transaction	Debit	Credit	Balance
12 Aug	2021 OPENING BALANCE			\$481,245.68 CR
13 Aug	Transfer From MISS JOANNA LEIGH FEARN CREDIT TO ACCOUNT		350.00	\$481,595.68 CR
18 Aug	Transfer From MISS JOANNA LEIGH FEARN CREDIT TO ACCOUNT		350.00	\$481,945.68 CR
20 Aug	Direct Debit 066521 SUNSHINE COAST R 232339	955.85		\$480,989.83 CR
25 Aug	Transfer From MISS JOANNA LEIGH FEARN CREDIT TO ACCOUNT		350.00	\$481,339.83 CR
26 Aug	Transfer From DAVID MITCHELL rent		3,300.00	\$484,639.83 CR
01 Sep	Credit Interest		5.06	\$484,644.89 CR
02 Sep	Transfer From MISS JOANNA LEIGH FEARN CREDIT TO ACCOUNT		350.00	\$484,994.89 CR
06 Sep	Direct Credit 399589 AKWA WORX Akwa-Worx		12,793.00	\$497,787.89 CR
08 Sep	Direct Debit 062934 COMMSEC SECURITI COMMSEC	73,377.95		\$424,409.94 CR
09 Sep	Transfer From MISS JOANNA LEIGH FEARN CREDIT TO ACCOUNT		350.00	\$424,759.94 CR
09 Sep	Transfer to xx8918 CommBank app repairs unit 1	59.10		\$424,700.84 CR





Date	Transaction	Debit	Credit	Balance			
09 Sep	Transfer to xx8918 CommBank app repairs unit 1	298.00		\$424,402.84 CR			
11 Sep	2021 CLOSING BALANCE			\$424,402.84 CR			
	Opening balance	-	Total debits	+	Total credits	=	Closing balance
	\$481,245.68 CR		\$74,690.90		\$17,848.06		\$424,402.84 CR

Your Credit Interest Rate Summary

Date	Balance	Standard Credit Interest Rate (p.a.)
11 Sep	Less than \$10,000.00	0.00%
	\$10,000.00 - \$19,999.99	0.00%
	\$20,000.00 - \$49,999.99	0.00%
	\$50,000.00 - \$99,999.99	0.00%
	\$100,000.00 - \$249,999.99	0.00%
	\$250,000.00 - \$499,999.99	0.00%
	\$500,000.00 and over	0.10%

Note. Interest rates are effective as at the date shown but are subject to change.



Account Number 06 7167 12234247

Statement Period 12 Sep 2021 - 11 Oct 2021

Closing Balance \$540,619.51 CR

Enquiries 13 1998
 (24 hours a day, 7 days a week)



002

MS FRANCES ELWYN HARPER AND
 MR L P GONANO AND FONTEERR SUPERAN
 4 CARABEEN CT
 MALENY QLD 4552

Direct Investment Account

If this account has an attached overdraft limit or facility and we send you a statement every 4 or 6 months, we will update your statement preference to every 3 months as part of changes made to the new Banking Code of Practice from 1 July 2019.

The Commonwealth Direct Investment Account is the preferred cash account for CommSec investors. You will receive discounted brokerage when you link your CDIA to a CommSec Trading Account, and enjoy the convenience of managing your funds through NetBank and the CommBank app.


Name: MR LUIGI GONANO + MS FRANCES HARPER IN TRUST FOR FONTEERRA SUPER FUND

Note: Have you checked your statement today? It's easy to find out more information about each of your transactions by logging on to the CommBank App or NetBank. Should you have any questions on fees or see an error please contact us on the details above. Cheque proceeds are available when cleared.

The date of transactions shown here may be different on your other transaction lists (for example, the transaction list that appears on the CommBank app).

Date	Transaction	Debit	Credit	Balance
12 Sep 2021	OPENING BALANCE			\$424,402.84 CR
15 Sep	Direct Debit 114311 MBRC 479027	1,375.65		\$423,027.19 CR
16 Sep	CBA Term Deposit Proceeds		101,409.77	\$524,436.96 CR
17 Sep	Transfer From MISS JOANNA LEIGH FEARN CREDIT TO ACCOUNT		350.00	\$524,786.96 CR
17 Sep	Direct Debit 401588 UNITYWATER 8689595	266.72		\$524,520.24 CR
19 Sep	Transfer to xx8918 NetBank repairs to Unit 1	203.00		\$524,317.24 CR
23 Sep	Transfer From DAVID MITCHELL rent		3,300.00	\$527,617.24 CR
23 Sep	Transfer From MISS JOANNA LEIGH FEARN CREDIT TO ACCOUNT		350.00	\$527,967.24 CR
29 Sep	Transfer From MISS JOANNA LEIGH FEARN CREDIT TO ACCOUNT		350.00	\$528,317.24 CR
01 Oct	Credit Interest		21.63	\$528,338.87 CR
02 Oct	Transfer to xx8918 CommBank app smoke alarm unit 1	164.70		\$528,174.17 CR
05 Oct	Direct Credit 399589 AKWA WORX Akwa-Worx		12,793.00	\$540,967.17 CR





Date	Transaction	Debit	Credit	Balance			
06 Oct	Transfer to xx8918 CommBank app paint etc unit 1	129.91		\$540,837.26 CR			
07 Oct	Transfer From MISS JOANNA LEIGH FEARN CREDIT TO ACCOUNT		350.00	\$541,187.26 CR			
07 Oct	Direct Debit 401588 UNITYWATER 8776396	567.75		\$540,619.51 CR			
11 Oct	2021 CLOSING BALANCE			\$540,619.51 CR			
Opening balance		-	Total debits	+	Total credits	=	Closing balance
\$424,402.84 CR			\$2,707.73		\$118,924.40		\$540,619.51 CR

Your Credit Interest Rate Summary

Date	Balance	Standard Credit Interest Rate (p.a.)
11 Oct	Less than \$10,000.00	0.00%
	\$10,000.00 - \$19,999.99	0.00%
	\$20,000.00 - \$49,999.99	0.00%
	\$50,000.00 - \$99,999.99	0.00%
	\$100,000.00 - \$249,999.99	0.00%
	\$250,000.00 - \$499,999.99	0.00%
	\$500,000.00 and over	0.10%

Note. Interest rates are effective as at the date shown but are subject to change.



Account Number 06 7167 12234247

Statement Period 12 May 2022 - 11 Jun 2022

Closing Balance \$431,896.27 CR

Enquiries 13 1998
 (24 hours a day, 7 days a week)



002

MS FRANCES ELWYN HARPER AND
 MR L P GONANO AND FONTEERR SUPERAN
 4 CARABEEN CT
 MALENY QLD 4552

Direct Investment Account

If this account has an attached overdraft limit or facility and we send you a statement every 4 or 6 months, we will update your statement preference to every 3 months as part of changes made to the new Banking Code of Practice from 1 July 2019.

The Commonwealth Direct Investment Account is the preferred cash account for CommSec investors. You will receive discounted brokerage when you link your CDIA to a CommSec Trading Account, and enjoy the convenience of managing your funds through NetBank and the CommBank app.

Name: MR LUIGI GONANO + MS FRANCES HARPER IN TRUST FOR FONTEERRA SUPER FUND

Note: Have you checked your statement today? It's easy to find out more information about each of your transactions by logging on to the CommBank App or NetBank. Should you have any questions on fees or see an error please contact us on the details above. Cheque proceeds are available when cleared.


The date of transactions shown here may be different on your other transaction lists (for example, the transaction list that appears on the CommBank app).

Date	Transaction	Debit	Credit	Balance
12 May 2022	OPENING BALANCE			\$519,627.77 CR
19 May	DEFT INSURANCE NetBank BPAY 20362 4051262750057 HoopersIns to31May	1,140.00		\$518,487.77 CR
19 May	Transfer From MISS JOANNA LEIGH FEARN CREDIT TO ACCOUNT		365.00	\$518,852.77 CR
25 May	Transfer From DAVID MITCHELL rent		3,300.00	\$522,152.77 CR
25 May	Transfer From MISS JOANNA LEIGH FEARN CREDIT TO ACCOUNT		365.00	\$522,517.77 CR
01 Jun	Credit Interest		61.15	\$522,578.92 CR
01 Jun	Transfer to xx8918 CommBank app 2022 pension lou	51,160.00		\$471,418.92 CR
01 Jun	Transfer to other Bank CommBank app feh pension 2022	51,670.00		\$419,748.92 CR
01 Jun	Transfer From MISS JOANNA LEIGH FEARN CREDIT TO ACCOUNT		365.00	\$420,113.92 CR
06 Jun	Direct Credit 399589 AKWA WORX Akwa-Worx		12,793.00	\$432,906.92 CR
06 Jun	Direct Debit 114311 MBRC 479027	1,375.65		\$431,531.27 CR



Account Number

06 7167 12234247



Date	Transaction	Debit	Credit	Balance			
09 Jun	Transfer From MISS JOANNA LEIGH FEARN CREDIT TO ACCOUNT		365.00	\$431,896.27 CR			
11 Jun	2022 CLOSING BALANCE			\$431,896.27 CR			
	Opening balance	-	Total debits	+	Total credits	=	Closing balance
	\$519,627.77 CR		\$105,345.65		\$17,614.15		\$431,896.27 CR

Your Credit Interest Rate Summary

Date	Balance	Standard Credit Interest Rate (p.a.)
11 Jun	Less than \$10,000.00	0.00%
	\$10,000.00 - \$19,999.99	0.00%
	\$20,000.00 - \$49,999.99	0.00%
	\$50,000.00 - \$99,999.99	0.00%
	\$100,000.00 - \$249,999.99	0.00%
	\$250,000.00 - \$499,999.99	0.00%
	\$500,000.00 and over	0.20%

Note. Interest rates are effective as at the date shown but are subject to change.

Important Information:

We try to get things right the first time – but if we don't, we'll do what we can to fix it.

You can fix most problems simply by contacting us.

Write to: CBA Group Customer Relations, Reply Paid 41, Sydney NSW 2001

Tell us online: commbank.com.au/support/compliments-and-complaints.html

Call: 1800 805 605 (free call)

You can also contact the Australian Financial Complaints Authority, AFCA, an independent external dispute resolution body approved by ASIC - time limits may apply, visit AFCA, afca.org.au, website for more information.

Write to: Australian Financial Complaints Authority, GPO Box 3, Melbourne VIC 3001

Email: info@afca.org.au

Call: 1800 931 678, free call Monday to Friday 9am– 5pm, AEST



Account Number 06 7167 12234247

Statement Period 12 Mar 2022 - 11 Apr 2022

Closing Balance \$503,012.03 CR

Enquiries 13 1998
 (24 hours a day, 7 days a week)



002

MS FRANCES ELWYN HARPER AND
 MR L P GONANO AND FONTEERR SUPERAN
 4 CARABEEN CT
 MALENY QLD 4552

Direct Investment Account

If this account has an attached overdraft limit or facility and we send you a statement every 4 or 6 months, we will update your statement preference to every 3 months as part of changes made to the new Banking Code of Practice from 1 July 2019.

The Commonwealth Direct Investment Account is the preferred cash account for CommSec investors. You will receive discounted brokerage when you link your CDIA to a CommSec Trading Account, and enjoy the convenience of managing your funds through NetBank and the CommBank app.


Name: MR LUIGI GONANO + MS FRANCES HARPER IN TRUST FOR FONTEERRA SUPER FUND

Note: Have you checked your statement today? It's easy to find out more information about each of your transactions by logging on to the CommBank App or NetBank. Should you have any questions on fees or see an error please contact us on the details above. Cheque proceeds are available when cleared.

The date of transactions shown here may be different on your other transaction lists (for example, the transaction list that appears on the CommBank app).

Date	Transaction	Debit	Credit	Balance
12 Mar	2022 OPENING BALANCE			\$479,833.20 CR
16 Mar	Transfer From MISS JOANNA LEIGH FEARN CREDIT TO ACCOUNT		365.00	\$480,198.20 CR
17 Mar	Direct Credit 012721 ATO ATO990568280871001		802.00	\$481,000.20 CR
18 Mar	Direct Credit 012721 ATO ATO008000016177903		4,823.83	\$485,824.03 CR
23 Mar	Transfer From MISS JOANNA LEIGH FEARN CREDIT TO ACCOUNT		365.00	\$486,189.03 CR
27 Mar	Transfer From DAVID MITCHELL rent		3,300.00	\$489,489.03 CR
31 Mar	Transfer From MISS JOANNA LEIGH FEARN CREDIT TO ACCOUNT		365.00	\$489,854.03 CR
05 Apr	Direct Credit 399589 AKWA WORX Akwa-Worx		12,793.00	\$502,647.03 CR
06 Apr	Transfer From MISS JOANNA LEIGH FEARN CREDIT TO ACCOUNT		365.00	\$503,012.03 CR
11 Apr	2022 CLOSING BALANCE			\$503,012.03 CR

Opening balance	-	Total debits	+	Total credits	=	Closing balance
\$479,833.20 CR		Nil		\$23,178.83		\$503,012.03 CR



*# 1027.1890.1.1 ZZ258R3 0303 SL.R3.S931.D101.O V06.00.35



Your Credit Interest Rate Summary

Date	Balance	Standard Credit Interest Rate (p.a.)
11 Apr	Less than \$10,000.00	0.00%
	\$10,000.00 - \$19,999.99	0.00%
	\$20,000.00 - \$49,999.99	0.00%
	\$50,000.00 - \$99,999.99	0.00%
	\$100,000.00 - \$249,999.99	0.00%
	\$250,000.00 - \$499,999.99	0.00%
	\$500,000.00 and over	0.10%

Note. Interest rates are effective as at the date shown but are subject to change.

Important Information:

We try to get things right the first time – but if we don't, we'll do what we can to fix it.

You can fix most problems simply by contacting us.

Write to: CBA Group Customer Relations, Reply Paid 41, Sydney NSW 2001

Tell us online: commbank.com.au/support/compliments-and-complaints.html

Call: 1800 805 605 (free call)

You can also contact the Australian Financial Complaints Authority, AFCA, an independent external dispute resolution body approved by ASIC - time limits may apply, visit AFCA, afca.org.au, website for more information.

Write to: Australian Financial Complaints Authority, GPO Box 3, Melbourne VIC 3001

Email: info@afca.org.au

Call: 1800 931 678, free call Monday to Friday 9am– 5pm, AEST



Account Number 06 7167 12234247

Statement Period 12 Jan 2022 - 11 Feb 2022

Closing Balance \$472,568.74 CR

Enquiries 13 1998
 (24 hours a day, 7 days a week)



002

MS FRANCES ELWYN HARPER AND
 MR L P GONANO AND FONTEERR SUPERAN
 4 CARABEEN CT
 MALENY QLD 4552

Direct Investment Account

If this account has an attached overdraft limit or facility and we send you a statement every 4 or 6 months, we will update your statement preference to every 3 months as part of changes made to the new Banking Code of Practice from 1 July 2019.


The Commonwealth Direct Investment Account is the preferred cash account for CommSec investors. You will receive discounted brokerage when you link your CDIA to a CommSec Trading Account, and enjoy the convenience of managing your funds through NetBank and the CommBank app.


Name: MR LUIGI GONANO + MS FRANCES HARPER IN TRUST FOR FONTEERRA SUPER FUND

Note: Have you checked your statement today? It's easy to find out more information about each of your transactions by logging on to the CommBank App or NetBank. Should you have any questions on fees or see an error please contact us on the details above. Cheque proceeds are available when cleared.

The date of transactions shown here may be different on your other transaction lists (for example, the transaction list that appears on the CommBank app).

Date	Transaction	Debit	Credit	Balance
12 Jan	2022 OPENING BALANCE			\$453,016.41 CR
13 Jan	Transfer From MISS JOANNA LEIGH FEARN CREDIT TO ACCOUNT		365.00	\$453,381.41 CR
19 Jan	Direct Credit 513275 FAIR DST 001270790720		634.83	\$454,016.24 CR
19 Jan	Direct Credit 358020 VAS PAYMENT JAN22/00800486		1,149.30	\$455,165.54 CR
19 Jan	Transfer From MISS JOANNA LEIGH FEARN CREDIT TO ACCOUNT		365.00	\$455,530.54 CR
20 Jan	MBRC OTHER PAYMENTS NetBank BPAY 339440 600479027016334460 Cesna backflow	53.00		\$455,477.54 CR
20 Jan	Transfer To ARLakePlumbing NetBank inv 7340 backflow	96.80		\$455,380.74 CR
25 Jan	Transfer From MISS JOANNA LEIGH FEARN CREDIT TO ACCOUNT		365.00	\$455,745.74 CR
27 Jan	Transfer from CBA NetBank Rudston Securities		3,300.00	\$459,045.74 CR
03 Feb	Transfer From MISS JOANNA LEIGH FEARN CREDIT TO ACCOUNT		365.00	\$459,410.74 CR
07 Feb	Direct Credit 399589 AKWA WORX Akwa-Worx		12,793.00	\$472,203.74 CR





Date	Transaction	Debit	Credit	Balance			
09 Feb	Transfer From MISS JOANNA LEIGH FEARN CREDIT TO ACCOUNT		365.00	\$472,568.74 CR			
11 Feb	2022 CLOSING BALANCE			\$472,568.74 CR			
	Opening balance	-	Total debits	+	Total credits	=	Closing balance
	\$453,016.41 CR		\$149.80		\$19,702.13		\$472,568.74 CR

Your Credit Interest Rate Summary

Date	Balance	Standard Credit Interest Rate (p.a.)
11 Feb	Less than \$10,000.00	0.00%
	\$10,000.00 - \$19,999.99	0.00%
	\$20,000.00 - \$49,999.99	0.00%
	\$50,000.00 - \$99,999.99	0.00%
	\$100,000.00 - \$249,999.99	0.00%
	\$250,000.00 - \$499,999.99	0.00%
	\$500,000.00 and over	0.10%

Note. Interest rates are effective as at the date shown but are subject to change.

Important Information:

We try to get things right the first time – but if we don't, we'll do what we can to fix it. You can fix most problems simply by contacting us.
 Write to: CBA Group Customer Relations, Reply Paid 41, Sydney NSW 2001
 Tell us online: commbank.com.au/support/compliments-and-complaints.html
 Call: 1800 805 605 (free call)

You can also contact the Australian Financial Complaints Authority, AFCA, an independent external dispute resolution body approved by ASIC - time limits may apply, visit AFCA, afca.org.au, website for more information.
 Write to: Australian Financial Complaints Authority, GPO Box 3, Melbourne VIC 3001
 Email: info@afca.org.au
 Call: 1800 931 678, free call Monday to Friday 9am– 5pm, AEST



Account Number 06 7167 12234247

Statement Period 12 Dec 2021 - 11 Jan 2022

Closing Balance \$453,016.41 CR

Enquiries 13 1998
 (24 hours a day, 7 days a week)



002

MS FRANCES ELWYN HARPER AND
 MR L P GONANO AND FONTEERR SUPERAN
 4 CARABEEN CT
 MALENY QLD 4552

Direct Investment Account

If this account has an attached overdraft limit or facility and we send you a statement every 4 or 6 months, we will update your statement preference to every 3 months as part of changes made to the new Banking Code of Practice from 1 July 2019.

The Commonwealth Direct Investment Account is the preferred cash account for CommSec investors. You will receive discounted brokerage when you link your CDIA to a CommSec Trading Account, and enjoy the convenience of managing your funds through NetBank and the CommBank app.


Name: MR LUIGI GONANO + MS FRANCES HARPER IN TRUST FOR FONTEERRA SUPER FUND

Note: Have you checked your statement today? It's easy to find out more information about each of your transactions by logging on to the CommBank App or NetBank. Should you have any questions on fees or see an error please contact us on the details above. Cheque proceeds are available when cleared.

The date of transactions shown here may be different on your other transaction lists (for example, the transaction list that appears on the CommBank app).

Date	Transaction	Debit	Credit	Balance
12 Dec 2021	OPENING BALANCE			\$444,362.51 CR
15 Dec	Transfer From MISS JOANNA LEIGH FEARN CREDIT TO ACCOUNT		365.00	\$444,727.51 CR
21 Dec	OSR QLD LAND TAX 1 CommBank app BPAY 6 400009724719 land tax	8,306.10		\$436,421.41 CR
21 Dec	Direct Credit 128594 FEARN J RENT/ Jo		15.00	\$436,436.41 CR
22 Dec	Transfer From MISS JOANNA LEIGH FEARN CREDIT TO ACCOUNT		365.00	\$436,801.41 CR
27 Dec	Transfer From DAVID MITCHELL rent		3,300.00	\$440,101.41 CR
29 Dec	Transfer to xx8918 CommBank app Xmas gifting	62.00		\$440,039.41 CR
30 Dec	Transfer From MISS JOANNA LEIGH FEARN CREDIT TO ACCOUNT		365.00	\$440,404.41 CR
01 Jan	Credit Interest		1.39	\$440,405.80 CR
05 Jan	Direct Credit 399589 AKWA WORX Akwa-Worx		12,793.00	\$453,198.80 CR
06 Jan	Transfer From MISS JOANNA LEIGH FEARN CREDIT TO ACCOUNT		365.00	\$453,563.80 CR





Date	Transaction	Debit	Credit	Balance			
10 Jan	Direct Debit 401588 UNITYWATER 9180307	547.39		\$453,016.41 CR			
11 Jan	2022 CLOSING BALANCE			\$453,016.41 CR			
	Opening balance	-	Total debits	+	Total credits	=	Closing balance
	\$444,362.51 CR		\$8,915.49		\$17,569.39		\$453,016.41 CR

Your Credit Interest Rate Summary

Date	Balance	Standard Credit Interest Rate (p.a.)
11 Jan	Less than \$10,000.00	0.00%
	\$10,000.00 - \$19,999.99	0.00%
	\$20,000.00 - \$49,999.99	0.00%
	\$50,000.00 - \$99,999.99	0.00%
	\$100,000.00 - \$249,999.99	0.00%
	\$250,000.00 - \$499,999.99	0.00%
	\$500,000.00 and over	0.10%

Note. Interest rates are effective as at the date shown but are subject to change.

Important Information:

We try to get things right the first time – but if we don't, we'll do what we can to fix it. You can fix most problems simply by contacting us.
 Write to: CBA Group Customer Relations, Reply Paid 41, Sydney NSW 2001
 Tell us online: commbank.com.au/support/compliments-and-complaints.html
 Call: 1800 805 605 (free call)

You can also contact the Australian Financial Complaints Authority, AFCA, an independent external dispute resolution body approved by ASIC - time limits may apply, visit AFCA, afca.org.au, website for more information.
 Write to: Australian Financial Complaints Authority, GPO Box 3, Melbourne VIC 3001
 Email: info@afca.org.au
 Call: 1800 931 678, free call Monday to Friday 9am– 5pm, AEST



002

MS FRANCES ELWYN HARPER AND
 MR L P GONANO AND FONTEERR SUPERAN
 4 CARABEEN CT
 MALENY QLD 4552

Account Number 06 7167 12234247

Statement Period 12 Jun 2022 - 11 Jul 2022

Closing Balance \$442,244.13 CR

Enquiries 13 1998
 (24 hours a day, 7 days a week)

Direct Investment Account

If this account has an attached overdraft limit or facility and we send you a statement every 4 or 6 months, we will update your statement preference to every 3 months as part of changes made to the new Banking Code of Practice from 1 July 2019.

The Commonwealth Direct Investment Account is the preferred cash account for CommSec investors. You will receive discounted brokerage when you link your CDIA to a CommSec Trading Account, and enjoy the convenience of managing your funds through NetBank and the CommBank app.


Name: MR LUIGI GONANO + MS FRANCES HARPER IN TRUST FOR FONTEERRA SUPER FUND

Note: Have you checked your statement today? It's easy to find out more information about each of your transactions by logging on to the CommBank App or NetBank. Should you have any questions on fees or see an error please contact us on the details above. Cheque proceeds are available when cleared.

The date of transactions shown here may be different on your other transaction lists (for example, the transaction list that appears on the CommBank app).

Date	Transaction	Debit	Credit	Balance
12 Jun	2022 OPENING BALANCE			\$431,896.27 CR
21 Jun	Transfer To North coast Law NetBank consult re super	198.00		\$431,698.27 CR
21 Jun	Ausure Insurance NetBank BPAY 30510 2104935578 insurance cessna	6,025.00		\$425,673.27 CR
23 Jun	Transfer From MISS JOANNA LEIGH FEARN CREDIT TO ACCOUNT		365.00	\$426,038.27 CR
23 Jun	Direct Debit 401588 UNITYWATER 9916758	288.67		\$425,749.60 CR
27 Jun	Transfer From DAVID MITCHELL rent		3,300.00	\$429,049.60 CR
29 Jun	Transfer From MISS JOANNA LEIGH FEARN CREDIT TO ACCOUNT		365.00	\$429,414.60 CR
01 Jul	CREDIT INTEREST EARNED on this account to June 30, 2022 is \$288.43			
01 Jul	Credit Interest		12.30	\$429,426.90 CR
05 Jul	Direct Credit 399589 AKWA WORX Akwa-Worx		12,793.00	\$442,219.90 CR
06 Jul	Transfer From MISS JOANNA LEIGH FEARN CREDIT TO ACCOUNT		365.00	\$442,584.90 CR





Date	Transaction	Debit	Credit	Balance			
11 Jul	Direct Debit 401588 UNITYWATER 10001062	340.77		\$442,244.13 CR			
11 Jul	2022 CLOSING BALANCE			\$442,244.13 CR			
Opening balance		-	Total debits	+	Total credits	=	Closing balance
\$431,896.27 CR			\$6,852.44		\$17,200.30		\$442,244.13 CR

Your Credit Interest Rate Summary

Date	Balance	Standard Credit Interest Rate (p.a.)
11 Jul	Less than \$10,000.00	0.00%
	\$10,000.00 - \$19,999.99	0.05%
	\$20,000.00 - \$49,999.99	0.05%
	\$50,000.00 - \$99,999.99	0.05%
	\$100,000.00 - \$249,999.99	0.10%
	\$250,000.00 - \$499,999.99	0.15%
	\$500,000.00 and over	0.35%

Note. Interest rates are effective as at the date shown but are subject to change.

Important Information:

We try to get things right the first time – but if we don't, we'll do what we can to fix it. You can fix most problems simply by contacting us.
 Write to: CBA Group Customer Relations, Reply Paid 41, Sydney NSW 2001
 Tell us online: commbank.com.au/support/compliments-and-complaints.html
 Call: 1800 805 605 (free call)

You can also contact the Australian Financial Complaints Authority, AFCA, an independent external dispute resolution body approved by ASIC - time limits may apply, visit AFCA, afca.org.au, website for more information.
 Write to: Australian Financial Complaints Authority, GPO Box 3, Melbourne VIC 3001
 Email: info@afca.org.au
 Call: 1800 931 678, free call Monday to Friday 9am– 5pm, AEST



Account Number 06 7167 12234247

Statement Period 12 Feb 2022 - 11 Mar 2022

Closing Balance \$479,833.20 CR

Enquiries 13 1998
 (24 hours a day, 7 days a week)



002

MS FRANCES ELWYN HARPER AND
 MR L P GONANO AND FONTEERR SUPERAN
 4 CARABEEN CT
 MALENY QLD 4552

Direct Investment Account

If this account has an attached overdraft limit or facility and we send you a statement every 4 or 6 months, we will update your statement preference to every 3 months as part of changes made to the new Banking Code of Practice from 1 July 2019.

The Commonwealth Direct Investment Account is the preferred cash account for CommSec investors. You will receive discounted brokerage when you link your CDIA to a CommSec Trading Account, and enjoy the convenience of managing your funds through NetBank and the CommBank app.


Name: MR LUIGI GONANO + MS FRANCES HARPER IN TRUST FOR FONTEERRA SUPER FUND

Note: Have you checked your statement today? It's easy to find out more information about each of your transactions by logging on to the CommBank App or NetBank. Should you have any questions on fees or see an error please contact us on the details above. Cheque proceeds are available when cleared.

The date of transactions shown here may be different on your other transaction lists (for example, the transaction list that appears on the CommBank app).

Date	Transaction	Debit	Credit	Balance
12 Feb	2022 OPENING BALANCE			\$472,568.74 CR
16 Feb	Direct Debit 114311 MBRC 479027	1,375.65		\$471,193.09 CR
17 Feb	Transfer From MISS JOANNA LEIGH FEARN CREDIT TO ACCOUNT		365.00	\$471,558.09 CR
18 Feb	DEFT INSURANCE NetBank BPAY 20362 403675255133563 U1 Ins to 22Feb23	975.00		\$470,583.09 CR
23 Feb	Transfer from CBA NetBank Rudston Securities		3,300.00	\$473,883.09 CR
24 Feb	TAX OFFICE PAYMENTS NetBank BPAY 75556 990568280876260 qtr to dec	4,903.00		\$468,980.09 CR
24 Feb	Transfer From MISS JOANNA LEIGH FEARN CREDIT TO ACCOUNT		365.00	\$469,345.09 CR
25 Feb	Direct Debit 066521 SUNSHINE COAST R 232339	955.85		\$468,389.24 CR
03 Mar	Transfer From MISS JOANNA LEIGH FEARN CREDIT TO ACCOUNT		365.00	\$468,754.24 CR
07 Mar	Direct Credit 399589 AKWA WORX Akwa-Worx		12,793.00	\$481,547.24 CR
08 Mar	Transfer To Superhelp Australia Pty Ltd NetBank inv 0433 annual prep	1,795.00		\$479,752.24 CR





Date	Transaction	Debit	Credit	Balance	
10 Mar	Transfer From MISS JOANNA LEIGH FEARN CREDIT TO ACCOUNT		365.00	\$480,117.24 CR	
11 Mar	Direct Debit 401588 UNITYWATER 9436603	284.04		\$479,833.20 CR	
11 Mar	2022 CLOSING BALANCE			\$479,833.20 CR	
		Opening balance	- Total debits	+ Total credits	= Closing balance
		\$472,568.74 CR	\$10,288.54	\$17,553.00	\$479,833.20 CR

Your Credit Interest Rate Summary

Date	Balance	Standard Credit Interest Rate (p.a.)
11 Mar	Less than \$10,000.00	0.00%
	\$10,000.00 - \$19,999.99	0.00%
	\$20,000.00 - \$49,999.99	0.00%
	\$50,000.00 - \$99,999.99	0.00%
	\$100,000.00 - \$249,999.99	0.00%
	\$250,000.00 - \$499,999.99	0.00%
	\$500,000.00 and over	0.10%

Note. Interest rates are effective as at the date shown but are subject to change.

Important Information:

We try to get things right the first time – but if we don't, we'll do what we can to fix it. You can fix most problems simply by contacting us.
 Write to: CBA Group Customer Relations, Reply Paid 41, Sydney NSW 2001
 Tell us online: commbank.com.au/support/compliments-and-complaints.html
 Call: 1800 805 605 (free call)

You can also contact the Australian Financial Complaints Authority, AFCA, an independent external dispute resolution body approved by ASIC - time limits may apply, visit AFCA, afca.org.au, website for more information.
 Write to: Australian Financial Complaints Authority, GPO Box 3, Melbourne VIC 3001
 Email: info@afca.org.au
 Call: 1800 931 678, free call Monday to Friday 9am– 5pm, AEST



Account Number 06 7167 12234247

Statement Period 12 Apr 2022 - 11 May 2022

Closing Balance \$519,627.77 CR

Enquiries 13 1998
 (24 hours a day, 7 days a week)



002

MS FRANCES ELWYN HARPER AND
 MR L P GONANO AND FONTEERR SUPERAN
 4 CARABEEN CT
 MALENY QLD 4552

Direct Investment Account

If this account has an attached overdraft limit or facility and we send you a statement every 4 or 6 months, we will update your statement preference to every 3 months as part of changes made to the new Banking Code of Practice from 1 July 2019.

The Commonwealth Direct Investment Account is the preferred cash account for CommSec investors. You will receive discounted brokerage when you link your CDIA to a CommSec Trading Account, and enjoy the convenience of managing your funds through NetBank and the CommBank app.

Name: MR LUIGI GONANO + MS FRANCES HARPER IN TRUST FOR FONTEERRA SUPER FUND


Note: Have you checked your statement today? It's easy to find out more information about each of your transactions by logging on to the CommBank App or NetBank. Should you have any questions on fees or see an error please contact us on the details above. Cheque proceeds are available when cleared.

The date of transactions shown here may be different on your other transaction lists (for example, the transaction list that appears on the CommBank app).

Date	Transaction	Debit	Credit	Balance
12 Apr	2022 OPENING BALANCE			\$503,012.03 CR
14 Apr	Transfer From MISS JOANNA LEIGH FEARN CREDIT TO ACCOUNT		365.00	\$503,377.03 CR
14 Apr	Direct Debit 401588 UNITYWATER 9594890	328.38		\$503,048.65 CR
20 Apr	Direct Credit 358020 VAS PAYMENT APR22/00800506		3,293.20	\$506,341.85 CR
21 Apr	Transfer From MISS JOANNA LEIGH FEARN CREDIT TO ACCOUNT		365.00	\$506,706.85 CR
25 Apr	TAX OFFICE PAYMENTS NetBank BPAY 75556 990568280876260 GST to Mar 22	4,303.00		\$502,403.85 CR
26 Apr	Transfer From DAVID MITCHELL rent		3,300.00	\$505,703.85 CR
27 Apr	Transfer From MISS JOANNA LEIGH FEARN CREDIT TO ACCOUNT		365.00	\$506,068.85 CR
01 May	Credit Interest		35.92	\$506,104.77 CR
05 May	Transfer From MISS JOANNA LEIGH FEARN CREDIT TO ACCOUNT		365.00	\$506,469.77 CR
05 May	Direct Credit 399589 AKWA WORX Akwa-Worx		12,793.00	\$519,262.77 CR



640.937.1.1 ZZZ258R3 0303 SL_R3 S931.D131.O.V06.00.35



Date	Transaction	Debit	Credit	Balance			
11 May	Transfer From MISS JOANNA LEIGH FEARN CREDIT TO ACCOUNT		365.00	\$519,627.77 CR			
11 May 2022	CLOSING BALANCE			\$519,627.77 CR			
	Opening balance	-	Total debits	+	Total credits	=	Closing balance
	\$503,012.03 CR		\$4,631.38		\$21,247.12		\$519,627.77 CR

Your Credit Interest Rate Summary

Date	Balance	Standard Credit Interest Rate (p.a.)
11 May	Less than \$10,000.00	0.00%
	\$10,000.00 - \$19,999.99	0.00%
	\$20,000.00 - \$49,999.99	0.00%
	\$50,000.00 - \$99,999.99	0.00%
	\$100,000.00 - \$249,999.99	0.00%
	\$250,000.00 - \$499,999.99	0.00%
	\$500,000.00 and over	0.10%

Note. Interest rates are effective as at the date shown but are subject to change.

Important Information:

We try to get things right the first time – but if we don't, we'll do what we can to fix it. You can fix most problems simply by contacting us.
 Write to: CBA Group Customer Relations, Reply Paid 41, Sydney NSW 2001
 Tell us online: commbank.com.au/support/compliments-and-complaints.html
 Call: 1800 805 605 (free call)

You can also contact the Australian Financial Complaints Authority, AFCA, an independent external dispute resolution body approved by ASIC - time limits may apply, visit AFCA, afca.org.au, website for more information.
 Write to: Australian Financial Complaints Authority, GPO Box 3, Melbourne VIC 3001
 Email: info@afca.org.au
 Call: 1800 931 678, free call Monday to Friday 9am– 5pm, AEST

60800 - Term Deposits

2022 Financial Year

Preparer Steven Lee

Reviewer Sandra Lee

Status Completed

Account Code	Description	CY Balance	LY Balance	Change
CBA50233788	CBA Term Deposit 50233788		\$100,604.93	100%
TOTAL		CY Balance	LY Balance	
			\$100,604.93	

Supporting Documents

- Bank Statement Report [Report](#)
- A07 Term deposit.jpg

Standard Checklist

- Attach Copies of Statements and Interest slips
- Attach copy of Bank Statement Report
- Ensure all Transactions have been entered

Fonterra Superannuation Fund

Bank Statement Report

For The Period 01 July 2021 to 30 June 2022

Chart Code: 60400 / CBA12234247

Account Name: CBA Direct Investment Account 12234247

BSB and Account Number: 067167 12234247

Opening Balance - **Total Debits** + **Total Credits** = **Closing Balance**
 \$ 506,442.15 \$ 505,176.66 \$ 428,149.11 \$ 429,414.60

Data Feed Used

Date	Description	Debit \$	Credit \$	Ledger Balance \$	Statement Balance \$	Variance \$
01/07/2021	Opening Balance			506,442.15		
01/07/2021	Credit Interest		33.11	506,475.26		
01/07/2021	Transfer From MISS JOANNA LEIGH FEARN CREDIT TO ACCOUNT		350.00	506,825.26		
05/07/2021	Direct Credit 399589 AKWA WORX Akwa-Worx		12,793.00	519,618.26		
08/07/2021	Transfer From MISS JOANNA LEIGH FEARN CREDIT TO ACCOUNT		350.00	519,968.26		
12/07/2021	Direct Debit 401588 UNITYWATER 8392940	470.25		519,498.01		
14/07/2021	Direct Credit 259642 PLATINUM INVEST PIF 16818CPAMdis21		5,205.22	524,703.23		
14/07/2021	Direct Credit 259642 PLATINUM INVEST PAF 16818CPAMdis21		53,858.51	578,561.74		
14/07/2021	Transfer From MISS JOANNA LEIGH FEARN CREDIT TO ACCOUNT		350.00	578,911.74		
15/07/2021	Direct Credit 458106 ROBO PAYMENT JUL21/00800058 [Amount Receivable]		6,249.40	585,161.14		
15/07/2021	Direct Credit 458106 TECH PAYMENT JUL21/00800068 [Amount Receivable]		7,227.40	592,388.54		
16/07/2021	Direct Credit 513275 FAIR DST 001261997753		896.36	593,284.90		
16/07/2021	Direct Credit 358020 VAS PAYMENT JUL21/00800465 [Amount Receivable]		918.11	594,203.01		
21/07/2021	Transfer From MISS JOANNA LEIGH FEARN CREDIT TO ACCOUNT		350.00	594,553.01		
23/07/2021	TAX OFFICE PAYMENTS NetBank BPAY 75556 990568280876260 qtr to jun 2021	4,303.00		590,250.01		
27/07/2021	Direct Credit 062895 COMMONWEALTH SEC COMMSEC [BUY 700 TECH] [BUY 600 ROBO] [SELL 6518 WPL]		27,259.64	617,509.65		

Fonterra Superannuation Fund

Bank Statement Report

For The Period 01 July 2021 to 30 June 2022

Date	Description	Debit \$	Credit \$	Ledger Balance \$	Statement Balance \$	Variance \$
27/07/2021	Ausure Insurance NetBank BPAY 30510 294341995 cessna ins	5,268.00		612,241.65		
28/07/2021	Transfer From MISS JOANNA LEIGH FEARN CREDIT TO ACCOUNT		350.00	612,591.65		
28/07/2021	Transfer From DAVID MITCHELL rent August		3,300.00	615,891.65		
01/08/2021	Credit Interest		47.87	615,939.52		
02/08/2021	Transfer To Joanna FEARN CommBank App oven in unit 1 contribut...	300.00		615,639.52		
04/08/2021	Direct Debit 062934 COMMSEC SECURITI COMMSEC [BUY 8000 HACK] [BUY 800 ROBO]	147,536.84		468,102.68		
05/08/2021	Direct Credit 399589 AKWA WORX Akwa-Worx		12,793.00	480,895.68		
05/08/2021	Transfer From MISS JOANNA LEIGH FEARN CREDIT TO ACCOUNT		350.00	481,245.68		
13/08/2021	Transfer From MISS JOANNA LEIGH FEARN CREDIT TO ACCOUNT		350.00	481,595.68		
18/08/2021	Transfer From MISS JOANNA LEIGH FEARN CREDIT TO ACCOUNT		350.00	481,945.68		
20/08/2021	Direct Debit 066521 SUNSHINE COAST R 232339	955.85		480,989.83		
25/08/2021	Transfer From MISS JOANNA LEIGH FEARN CREDIT TO ACCOUNT		350.00	481,339.83		
26/08/2021	Transfer From DAVID MITCHELL rent		3,300.00	484,639.83		
01/09/2021	Credit Interest		5.06	484,644.89		
02/09/2021	Transfer From MISS JOANNA LEIGH FEARN CREDIT TO ACCOUNT		350.00	484,994.89		
06/09/2021	Direct Credit 399589 AKWA WORX Akwa-Worx		12,793.00	497,787.89		
08/09/2021	Direct Debit 062934 COMMSEC SECURITI COMMSEC [BUY 7000 HACK]	73,377.95		424,409.94		
09/09/2021	Transfer From MISS JOANNA LEIGH FEARN CREDIT TO ACCOUNT		350.00	424,759.94		
09/09/2021	Transfer to xx8918 CommBank app repairs unit 1	59.10		424,700.84		
09/09/2021	Transfer to xx8918 CommBank app repairs unit 1	298.00		424,402.84		
15/09/2021	Direct Debit 114311 MBRC 479027	1,375.65		423,027.19		

Fonterra Superannuation Fund

Bank Statement Report

For The Period 01 July 2021 to 30 June 2022

Date	Description	Debit \$	Credit \$	Ledger Balance \$	Statement Balance \$	Variance \$
16/09/2021	CBA Term Deposit Proceeds		101,409.77	524,436.96		
17/09/2021	Transfer From MISS JOANNA LEIGH FEARN CREDIT TO ACCOUNT		350.00	524,786.96		
17/09/2021	Direct Debit 401588 UNITYWATER 8689595	266.72		524,520.24		
19/09/2021	Transfer to xx8918 NetBank repairs to Unit 1	203.00		524,317.24		
23/09/2021	Transfer From DAVID MITCHELL rent		3,300.00	527,617.24		
23/09/2021	Transfer From MISS JOANNA LEIGH FEARN CREDIT TO ACCOUNT		350.00	527,967.24		
29/09/2021	Transfer From MISS JOANNA LEIGH FEARN CREDIT TO ACCOUNT		350.00	528,317.24		
01/10/2021	Credit Interest		21.63	528,338.87		
02/10/2021	Transfer to xx8918 CommBank app smoke alarm unit 1	164.70		528,174.17		
05/10/2021	Direct Credit 399589 AKWA WORX Akwa-Worx		12,793.00	540,967.17		
06/10/2021	Transfer to xx8918 CommBank app paint etc unit 1	129.91		540,837.26		
07/10/2021	Transfer From MISS JOANNA LEIGH FEARN CREDIT TO ACCOUNT		350.00	541,187.26		
07/10/2021	Direct Debit 401588 UNITYWATER 8776396	567.75		540,619.51		
13/10/2021	Transfer From MISS JOANNA LEIGH FEARN CREDIT TO ACCOUNT		350.00	540,969.51		
18/10/2021	Direct Credit 358020 VAS PAYMENT OCT21/00800480 [System Matched Income Data]		2,322.11	543,291.62		
20/10/2021	Transfer From MISS JOANNA LEIGH FEARN CREDIT TO ACCOUNT		350.00	543,641.62		
25/10/2021	TAX OFFICE PAYMENTS NetBank BPAY 75556 990568280876260 GST to Sept	4,304.00		539,337.62		
27/10/2021	Transfer from CBA NetBank Rudston Securities		3,300.00	542,637.62		
27/10/2021	Transfer From MISS JOANNA LEIGH FEARN CREDIT TO ACCOUNT		350.00	542,987.62		
28/10/2021	Transfer to xx8918 CommBank app repair GB posts	135.09		542,852.53		
01/11/2021	Credit Interest		45.87	542,898.40		

Fonterra Superannuation Fund

Bank Statement Report

For The Period 01 July 2021 to 30 June 2022

Date	Description	Debit \$	Credit \$	Ledger Balance \$	Statement Balance \$	Variance \$
03/11/2021	Transfer From MISS JOANNA LEIGH FEARN CREDIT TO ACCOUNT		350.00	543,248.40		
05/11/2021	Direct Credit 399589 AKWA WORX Akwa-Worx		12,793.00	556,041.40		
10/11/2021	Transfer From MISS JOANNA LEIGH FEARN CREDIT TO ACCOUNT		365.00	556,406.40		
11/11/2021	Transfer To Superhelp Australia Pty Ltd NetBank Fonterra trust deed	195.00		556,211.40		
18/11/2021	Transfer From MISS JOANNA LEIGH FEARN CREDIT TO ACCOUNT		365.00	556,576.40		
24/11/2021	Direct Debit 114311 MBRC 479027	1,375.65		555,200.75		
25/11/2021	Transfer From MISS JOANNA LEIGH FEARN CREDIT TO ACCOUNT		365.00	555,565.75		
25/11/2021	Direct Debit 062934 COMMSEC SECURITI COMMSEC [BUY 6000 HACK]	65,358.33		490,207.42		
26/11/2021	Transfer From DAVID MITCHELL rent		3,300.00	493,507.42		
01/12/2021	Credit Interest		36.43	493,543.85		
02/12/2021	Transfer From MISS JOANNA LEIGH FEARN CREDIT TO ACCOUNT		365.00	493,908.85		
06/12/2021	Direct Credit 399589 AKWA WORX Akwa-Worx		12,793.00	506,701.85		
07/12/2021	Direct Debit 062934 COMMSEC SECURITI COMMSEC [BUY 600 TECH]	62,474.88		444,226.97		
08/12/2021	Direct Debit 401588 UNITYWATER 9021317	214.46		444,012.51		
10/12/2021	Transfer From MISS JOANNA LEIGH FEARN CREDIT TO ACCOUNT		350.00	444,362.51		
15/12/2021	Transfer From MISS JOANNA LEIGH FEARN CREDIT TO ACCOUNT		365.00	444,727.51		
21/12/2021	OSR QLD LAND TAX 1 CommBank app BPAY 6 400009724719 land tax	8,306.10		436,421.41		
21/12/2021	Direct Credit 128594 FEARN J RENT/ Jo		15.00	436,436.41		
22/12/2021	Transfer From MISS JOANNA LEIGH FEARN CREDIT TO ACCOUNT		365.00	436,801.41		
27/12/2021	Transfer From DAVID MITCHELL rent		3,300.00	440,101.41		
29/12/2021	Transfer to xx8918 CommBank app Xmas gifting	62.00		440,039.41		

Fonterra Superannuation Fund
Bank Statement Report

For The Period 01 July 2021 to 30 June 2022

Date	Description	Debit \$	Credit \$	Ledger Balance \$	Statement Balance \$	Variance \$
30/12/2021	Transfer From MISS JOANNA LEIGH FEARN CREDIT TO ACCOUNT		365.00	440,404.41		
01/01/2022	Credit Interest		1.39	440,405.80		
05/01/2022	Direct Credit 399589 AKWA WORX Akwa-Worx		12,793.00	453,198.80		
06/01/2022	Transfer From MISS JOANNA LEIGH FEARN CREDIT TO ACCOUNT		365.00	453,563.80		
10/01/2022	Direct Debit 401588 UNITYWATER 9180307	547.39		453,016.41		
13/01/2022	Transfer From MISS JOANNA LEIGH FEARN CREDIT TO ACCOUNT		365.00	453,381.41		
19/01/2022	Direct Credit 513275 FAIR DST 001270790720 [System Matched Income Data]		634.83	454,016.24		
19/01/2022	Direct Credit 358020 VAS PAYMENT JAN22/00800486 [System Matched Income Data]		1,149.30	455,165.54		
19/01/2022	Transfer From MISS JOANNA LEIGH FEARN CREDIT TO ACCOUNT		365.00	455,530.54		
20/01/2022	MBRC OTHER PAYMENTS NetBank BPAY 339440 600479027016334460 Cesna backflow	53.00		455,477.54		
20/01/2022	Transfer To ARLakePlumbing NetBank inv 7340 backflow	96.80		455,380.74		
25/01/2022	Transfer From MISS JOANNA LEIGH FEARN CREDIT TO ACCOUNT		365.00	455,745.74		
27/01/2022	Transfer from CBA NetBank Rudston Securities		3,300.00	459,045.74		
03/02/2022	Transfer From MISS JOANNA LEIGH FEARN CREDIT TO ACCOUNT		365.00	459,410.74		
07/02/2022	Direct Credit 399589 AKWA WORX Akwa-Worx		12,793.00	472,203.74		
09/02/2022	Transfer From MISS JOANNA LEIGH FEARN CREDIT TO ACCOUNT		365.00	472,568.74		
16/02/2022	Direct Debit 114311 MBRC 479027	1,375.65		471,193.09		
17/02/2022	Transfer From MISS JOANNA LEIGH FEARN CREDIT TO ACCOUNT		365.00	471,558.09		
18/02/2022	DEFT INSURANCE NetBank BPAY 20362 403675255133563 U1 Ins to 22Feb23	975.00		470,583.09		
23/02/2022	Transfer from CBA NetBank Rudston Securities		3,300.00	473,883.09		
24/02/2022	TAX OFFICE PAYMENTS NetBank BPAY 75556 990568280876260 qtr to dec	4,903.00		468,980.09		

Fonterra Superannuation Fund
Bank Statement Report

For The Period 01 July 2021 to 30 June 2022

Date	Description	Debit \$	Credit \$	Ledger Balance \$	Statement Balance \$	Variance \$
24/02/2022	Transfer From MISS JOANNA LEIGH FEARN CREDIT TO ACCOUNT		365.00	469,345.09		
25/02/2022	Direct Debit 066521 SUNSHINE COAST R 232339	955.85		468,389.24		
03/03/2022	Transfer From MISS JOANNA LEIGH FEARN CREDIT TO ACCOUNT		365.00	468,754.24		
07/03/2022	Direct Credit 399589 AKWA WORX Akwa-Worx		12,793.00	481,547.24		
08/03/2022	Transfer To Superhelp Australia Pty Ltd NetBank inv 0433 annual prep	1,795.00		479,752.24		
10/03/2022	Transfer From MISS JOANNA LEIGH FEARN CREDIT TO ACCOUNT		365.00	480,117.24		
11/03/2022	Direct Debit 401588 UNITYWATER 9436603	284.04		479,833.20		
16/03/2022	Transfer From MISS JOANNA LEIGH FEARN CREDIT TO ACCOUNT		365.00	480,198.20		
17/03/2022	Direct Credit 012721 ATO ATO990568280871001		802.00	481,000.20		
18/03/2022	Direct Credit 012721 ATO ATO008000016177903		4,823.83	485,824.03		
23/03/2022	Transfer From MISS JOANNA LEIGH FEARN CREDIT TO ACCOUNT		365.00	486,189.03		
27/03/2022	Transfer From DAVID MITCHELL rent		3,300.00	489,489.03		
31/03/2022	Transfer From MISS JOANNA LEIGH FEARN CREDIT TO ACCOUNT		365.00	489,854.03		
05/04/2022	Direct Credit 399589 AKWA WORX Akwa-Worx		12,793.00	502,647.03		
06/04/2022	Transfer From MISS JOANNA LEIGH FEARN CREDIT TO ACCOUNT		365.00	503,012.03		
14/04/2022	Transfer From MISS JOANNA LEIGH FEARN CREDIT TO ACCOUNT		365.00	503,377.03		
14/04/2022	Direct Debit 401588 UNITYWATER 9594890	328.38		503,048.65		
20/04/2022	Direct Credit 358020 VAS PAYMENT APR22/00800506 [System Matched Income Data]		3,293.20	506,341.85		
21/04/2022	Transfer From MISS JOANNA LEIGH FEARN CREDIT TO ACCOUNT		365.00	506,706.85		
25/04/2022	TAX OFFICE PAYMENTS NetBank BPAY 75556 990568280876260 GST to Mar 22	4,303.00		502,403.85		
26/04/2022	Transfer From DAVID MITCHELL rent		3,300.00	505,703.85		

Fonterra Superannuation Fund

Bank Statement Report

For The Period 01 July 2021 to 30 June 2022

Date	Description	Debit \$	Credit \$	Ledger Balance \$	Statement Balance \$	Variance \$
27/04/2022	Transfer From MISS JOANNA LEIGH FEARN CREDIT TO ACCOUNT		365.00	506,068.85		
01/05/2022	Credit Interest		35.92	506,104.77		
05/05/2022	Transfer From MISS JOANNA LEIGH FEARN CREDIT TO ACCOUNT		365.00	506,469.77		
05/05/2022	Direct Credit 399589 AKWA WORX Akwa-Worx		12,793.00	519,262.77		
11/05/2022	Transfer From MISS JOANNA LEIGH FEARN CREDIT TO ACCOUNT		365.00	519,627.77		
19/05/2022	DEFT INSURANCE NetBank BPAY 20362 4051262750057 HoopersIns to31May	1,140.00		518,487.77		
19/05/2022	Transfer From MISS JOANNA LEIGH FEARN CREDIT TO ACCOUNT		365.00	518,852.77		
25/05/2022	Transfer From DAVID MITCHELL rent		3,300.00	522,152.77		
25/05/2022	Transfer From MISS JOANNA LEIGH FEARN CREDIT TO ACCOUNT		365.00	522,517.77		
01/06/2022	Credit Interest		61.15	522,578.92		
01/06/2022	Transfer to xx8918 CommBank app 2022 pension lou	51,160.00		471,418.92		
01/06/2022	Transfer to other Bank CommBank app feh pension 2022	51,670.00		419,748.92		
01/06/2022	Transfer From MISS JOANNA LEIGH FEARN CREDIT TO ACCOUNT		365.00	420,113.92		
06/06/2022	Direct Credit 399589 AKWA WORX Akwa-Worx		12,793.00	432,906.92		
06/06/2022	Direct Debit 114311 MBRC 479027	1,375.65		431,531.27		
09/06/2022	Transfer From MISS JOANNA LEIGH FEARN CREDIT TO ACCOUNT		365.00	431,896.27		
21/06/2022	Ausure Insurance NetBank BPAY 30510 2104935578 insurance cessna	6,025.00		425,871.27		
21/06/2022	Transfer To North coast Law NetBank consult re super	198.00		425,673.27		
23/06/2022	Direct Debit 401588 UNITYWATER 9916758	288.67		425,384.60		
23/06/2022	Transfer From MISS JOANNA LEIGH FEARN CREDIT TO ACCOUNT		365.00	425,749.60		
27/06/2022	Transfer From DAVID MITCHELL rent		3,300.00	429,049.60		

Fonterra Superannuation Fund
Bank Statement Report

For The Period 01 July 2021 to 30 June 2022

Date	Description	Debit \$	Credit \$	Ledger Balance \$	Statement Balance \$	Variance \$
29/06/2022	Transfer From MISS JOANNA LEIGH FEARN CREDIT TO ACCOUNT		365.00	429,414.60		
30/06/2022	CLOSING BALANCE			429,414.60		
		<u>505,176.66</u>	<u>428,149.11</u>			

Fonterra Superannuation Fund

Bank Statement Report

For The Period 01 July 2021 to 30 June 2022

Chart Code: 60800 / CBA50233788
Account Name: CBA Term Deposit 50233788
BSB and Account Number: 064406 50233788

Opening Balance	-	Total Debits	+	Total Credits	=	Closing Balance	Data Feed Used
\$ 100,604.93		\$ 100,604.93				\$ 0.00	

Date	Description	Debit \$	Credit \$	Ledger Balance \$	Statement Balance \$	Variance \$
01/07/2021	Opening Balance			100,604.93		
16/09/2021	CBA Term Deposit Proceeds	100,604.93		0.00		
30/06/2022	CLOSING BALANCE			0.00		
		100,604.93				



002

LUIGI PACIFICO
PO BOX 585
GOLDEN BEACH QLD 4551

Date printed	16 September 2021
Term Deposit number	06 4406 50233788
Investment balance at start of reporting period 1 July 2021	\$100,604.93
Closing balance at 16 September 2021	\$0.00

Your Term Deposit has been closed

Your Term Deposit was closed on 16 September 2021. Any interest owing on this account was also paid on that date. Closure details are provided below.

Please keep this notice for taxation purposes. The Bank will not issue an End of Financial Year Notice on this Term Deposit.

Account name	FRANCES ELWYN HARPER AND LUIGI PACIFICO GONANO AS TRUSTEES FOR FONTERRA SUPERANNUATION FUND
Interest paid this financial year	\$804.84

We're here to help

If you want to view our latest Terms and Conditions or have any questions, you can visit commbank.com.au, drop into your nearest branch, contact your Relationship Manager or Adviser, or call **13 2221**.

61800 - Distributions Receivable

2022 Financial Year

Preparer Steven Lee

Reviewer Sandra Lee

Status Completed

Account Code	Description	CY Balance	LY Balance	Change
FAIR.AX	Betashares Australian Sustainability Leaders Etf	\$1,494.85	\$896.36	66.77%
HACK.AX	Betashares Global Cybersecurity Etf	\$14,295.75		100%
PLA0002AU8	Platinum International Fund	\$18,488.50		100%
PLA0005AU7	Platinum International Health Care	\$4,544.91		100%
ROBO.AX3	EtfS ROBO Global Robotics And Automation Etf	\$10,608.88	\$6,249.40	69.76%
SHSAPLASFD1	Platinum Asia Fund		\$53,858.51	100%
SHSAPLINF1	Platinum International Fund		\$5,205.22	100%
TECH.AX1	EtfS Morningstar Global Technology Etf	\$6,389.62	\$7,227.40	(11.59)%
VAS.AX	Vanguard Australian Shares Index Etf	\$3,563.23	\$918.11	288.1%
TOTAL		CY Balance	LY Balance	
		\$59,385.74	\$74,355.00	

Supporting Documents

- General Ledger [Report](#)
- FAIR_Distribution_Advice_2022_07_18.pdf [FAIR.AX](#)
- HACK_Distribution_Advice_2022_07_18.pdf [HACK.AX](#)
- Platinum Asia 16818 Annual Fee Statement 31-12-2021 (1).pdf [PLA0002AU8](#)
- Platinum 16818 Annual Fee Statement 30-06-2022.pdf [PLA0002AU8](#)
- ROBO_Payment_Advice_2022_07_15.pdf [ROBO.AX3](#)
- TECH_Payment_Advice_2022_07_15.pdf [TECH.AX1](#)
- VAS_Payment_Advice_2022_07_18.pdf [VAS.AX](#)

Standard Checklist

- Review aging of amounts receivable and comment on any delay in payment

Fonterra Superannuation Fund

General Ledger

As at 30 June 2022

Transaction Date	Description	Units	Debit	Credit	Balance \$
Distributions Receivable (61800)					
<u>Betashares Australian Sustainability Leaders Etf (FAIR.AX)</u>					
01/07/2021	Opening Balance				896.36 DR
16/07/2021	Direct Credit 513275 FAIR DST 001261997753			896.36	0.00 DR
30/06/2022	Distribution receivable		1,494.85		1,494.85 DR
			1,494.85	896.36	1,494.85 DR
<u>Betashares Global Cybersecurity Etf (HACK.AX)</u>					
30/06/2022	Distribution receivable		14,295.75		14,295.75 DR
			14,295.75		14,295.75 DR
<u>Platinum International Fund (PLA0002AU8)</u>					
30/06/2022	Distribution receivable		18,488.50		18,488.50 DR
			18,488.50		18,488.50 DR
<u>Platinum International Health Care (PLA0005AU7)</u>					
30/06/2022	Distribution receivable		4,544.91		4,544.91 DR
			4,544.91		4,544.91 DR
<u>Etf's ROBO Global Robotics And Automation Etf (ROBO.AX3)</u>					
01/07/2021	Opening Balance				6,249.40 DR
15/07/2021	Direct Credit 458106 ROBO PAYMENT JUL21/00800058 [Amount Receivable]			6,249.40	0.00 DR
30/06/2022	Distribution receivable		10,608.88		10,608.88 DR
			10,608.88	6,249.40	10,608.88 DR
<u>Platinum Asia Fund (SHSAPLASFD1)</u>					
01/07/2021	Opening Balance				53,858.51 DR
14/07/2021	Direct Credit 259642 PLATINUM INVEST PAF 16818CPAMdis21			53,858.51	0.00 DR
				53,858.51	0.00 DR
<u>Platinum International Fund (SHSAPLINF1)</u>					
01/07/2021	Opening Balance				5,205.22 DR
14/07/2021	Direct Credit 259642 PLATINUM INVEST PIF 16818CPAMdis21			5,205.22	0.00 DR
				5,205.22	0.00 DR
<u>Etf's Morningstar Global Technology Etf (TECH.AX1)</u>					
01/07/2021	Opening Balance				7,227.40 DR
15/07/2021	Direct Credit 458106 TECH PAYMENT JUL21/00800068 [Amount Receivable]			7,227.40	0.00 DR
30/06/2022	Distribution receivable		6,389.62		6,389.62 DR
			6,389.62	7,227.40	6,389.62 DR
<u>Vanguard Australian Shares Index Etf (VAS.AX)</u>					
01/07/2021	Opening Balance				918.11 DR
16/07/2021	Direct Credit 358020 VAS PAYMENT JUL21/00800465 [Amount Receivable]			918.11	0.00 DR
30/06/2022	Distribution receivable		3,563.23		3,563.23 DR
			3,563.23	918.11	3,563.23 DR
Total Debits:			59,385.74		
Total Credits:				74,355.00	



BetaShares

Exchange Traded Funds

Responsible Entity: BetaShares Capital Ltd
ABN 78 139 566 868 | AFSL 341181
ARSN 608 057 996

All Registry communications to:
C/- Link Market Services Limited
Locked Bag A14, Sydney South, NSW, 1235
Telephone: +61 1300 420 094
ASX Code: FAIR
Email: betashares@linkmarketservices.com.au
Website: www.linkmarketservices.com.au



002 402509

MR LUIGI GONANO &
MS FRANCES HARPER
<FONTERRA SUPER FUND A/C>
PO BOX 585
GOLDEN BEACH QLD 4551

Distribution Advice

Payment date: 18 July 2022
Record date: 4 July 2022
Reference no.: X*****4443
TFN/ABN RECEIVED AND RECORDED

Dear Unitholder,

BETASHARES AUSTRALIAN SUSTAINABILITY LEADERS ETF

Distribution statement for the period ended 30 June 2022

A distribution payment has been made in respect of your units as at the record date. The final details of the distribution components (including any non-assessable amounts) is advised in the Attribution Managed Investment Trust Member Annual (AMMA) Statement for the year ended 30 June 2022.

Visit our investor website at www.linkmarketservices.com.au where you can view and change your details, including electing to receive distribution notifications by email going forward.

Class Description	Rate per Unit	Participating Units	Gross Amount
Ordinary Units	42.710096 cents	3,500	\$1,494.85
		Net Amount:	\$1,494.85

PAYMENT REMITTED TO:

COMMONWEALTH BANK OF AUSTRALIA
1 HARBOUR ST SHOP C4 DARLING W
SYDNEY NSW 2000
Account Name: Fonterra Super Fund
BSB: 067-167 ACC: ****4247
Direct Credit Reference No.: 001279106246

This statement contains important information; Please retain this statement for taxation purposes as a charge may be levied for replacement.



BetaShares

Exchange Traded Funds

Responsible Entity: BetaShares Capital Ltd
ABN 78 139 566 868 | AFSL 341181
ARSN 169 914 434

All Registry communications to:
C/- Link Market Services Limited
Locked Bag A14, Sydney South, NSW, 1235
Telephone: +61 1300 420 094
ASX Code: HACK
Email: betashares@linkmarketservices.com.au
Website: www.linkmarketservices.com.au



002 402550

MR LUIGI GONANO &
MS FRANCES HARPER
<FONTERRA SUPER FUND A/C>
PO BOX 585
GOLDEN BEACH QLD 4551

Distribution Advice

Payment date: 18 July 2022
Record date: 4 July 2022
Reference no.: X*****4443
TFN/ABN RECEIVED AND RECORDED

Dear Unitholder,

BETASHARES GLOBAL CYBERSECURITY ETF

Distribution statement for the period ended 30 June 2022

A distribution payment has been made in respect of your units as at the record date. The final details of the distribution components (including any non-assessable amounts) is advised in the Attribution Managed Investment Trust Member Annual (AMMA) Statement for the year ended 30 June 2022.

Visit our investor website at www.linkmarketservices.com.au where you can view and change your details, including electing to receive distribution notifications by email going forward.

Class Description	Rate per Unit	Participating Units	Gross Amount
Ordinary Units	68.074983 cents	21,000	\$14,295.75
		Net Amount:	\$14,295.75

PAYMENT REMITTED TO:

COMMONWEALTH BANK OF AUSTRALIA
1 HARBOUR ST SHOP C4 DARLING W
SYDNEY NSW 2000
Account Name: Fonterra Super Fund
BSB: 067-167 ACC: ****4247
Direct Credit Reference No.: 001279406633

This statement contains important information; Please retain this statement for taxation purposes as a charge may be levied for replacement.

21 March 2022

Luigi P Gonano & Frances E Harper ATF Fonterra Super
Fund
PO Box 585
GOLDEN BEACH QLD 4551

Dear Sir and/or Madam

Please find enclosed a copy of your Annual Fee Statement for the period ending 30 June 2022.

The Corporations Act 2001 (Cth) requires Platinum to provide exiting unit holders with an Annual Fee Statement detailing transactions, the dollar return on investments, costs and fees for the reporting period.

If you have any queries regarding the statement, please contact Investor Services on 1300 726 700 (Australia only), 612 9255 7500, or 0800 700 726 (NZ only).

Yours faithfully



Liz Norman
Investor Services Director

enc

Luigi P Gonano & Frances E Harper ATF Fonterra Super Fund
 PO Box 585
 GOLDEN BEACH QLD 4551

Account Number 16818



Biller Code: 252643
Ref: 168187

Annual Fee Statement		From 1 July 2021 to 30 June 2022		
Fund	Effective Date	Units	Price	Amount (\$)
Platinum Asia Fund - C Class Units				
Opening Balance		99,891.50	2.7223	271,934.63
Switch To	6 Dec 21	(99,891.50)	2.6075	(260,467.09)
Platinum International Health Care Fund - C				
Sell costs (incorporated in unit price)				(399.56)
Closing Balance and End of Period Market Value		0.00		0.00

DISCLAIMER: This statement has been prepared by Platinum for investor reporting purposes in accordance with the prescribed requirements of the Corporations Act 2001 and the Corporations Regulations 2001 (as amended). To the maximum extent permitted by law, no liability is accepted by Platinum or any of its directors, officers or employees, for any loss or damage arising as a result or in connection with any reliance on this information. Past performance is not a reliable indicator of future results. Platinum does not guarantee the repayment of capital, the payment of income or any Fund's performance.

Dollar return on investment	From 1 July 2021 to 30 June 2022
Fund	Amount(\$)
Platinum Asia Fund - C Class Units	(11,467.54)

This is the dollar return (net of fees and costs) on your investment for the period.

Fees and Costs Summary

Fees deducted directly from your account	From 1 July 2021 to 30 June 2022
Fund	Amount(\$)
Platinum Asia Fund - C Class Units	399.56

This amount has been deducted directly from your account (reflected in the transactions listed on this statement).

Fees and costs deducted from your investment	From 1 July 2021 to 30 June 2022
Fund	Amount(\$)
Platinum Asia Fund - C Class Units	1,535.29

This approximate amount has been deducted from your investment and covers amounts that have reduced the return on your investment and that are not reflected as transactions listed on this statement or in the Additional explanation of fees and costs.

Total fees and costs you paid	From 1 July 2021 to 30 June 2022
Fund	Amount(\$)
Platinum Asia Fund - C Class Units	1,934.85

This approximate amount includes all the fees and costs which affected your investment during the period.

Additional explanation of fees and costs

1. 'Fees deducted directly from your account' in respect of a Fund during the period are comprised of the buy spread applied to any applications (other than distributions reinvested) into the Fund during the period and the sell spread applied to any withdrawals from the Fund during the period.

2. If you held C Class or E Class units in a Fund during the period, the 'Fees and costs deducted from your investment' during the period are comprised of the Fund's investment management fee (inclusive of Australian GST less any expected reduced input tax credits), estimated indirect costs incurred through the Fund's investment trading activities in OTC derivatives (other than for hedging purposes) and exchange traded funds, and the Fund's estimated transaction costs (net of the Fund's buy/sell spread).

If you held P Class units in a Fund during the period, the 'Fees and costs deducted from your investment' during the period are comprised of the Fund's investment management fee (inclusive of Australian GST less any expected reduced input tax credits), any accrued investment performance fee (inclusive of Australian GST less any expected reduced input tax credits) for the Fund, estimated indirect costs incurred through the Fund's investment trading activities in OTC derivatives (other than for hedging purposes) and exchange traded funds, and the Fund's estimated transaction costs (net of the Fund's buy/sell spread).

3. 'Total fees and costs you paid' in respect of a Fund are comprised of the 'Fees deducted directly from your account' and the 'Fees and costs deducted from your investment', during the period.
4. The exit unit price for a Fund (which includes the sell spread) was applied for any withdrawals from the Fund and the entry unit price for a Fund (which includes the buy spread) was applied for any applications into the Fund, during the period.
5. The exit unit price for a Fund (which includes the sell spread) ex-distribution was applied to calculate both the opening and any closing balances for the Fund.

Dispute resolution

Platinum has in place a dispute resolution mechanism for complaints by Investors of the Fund(s). If you have a complaint about your investment in a Fund, please contact Investor Services on 1300 726 700 (Australia only), 612 9255 7500 or 0800 700 726 (NZ only) or via invest@platinum.com.au.

If an issue has not been resolved to your satisfaction, you can lodge a complaint with the Australian Financial Complaints Authority, or AFCA. AFCA provides fair and independent financial services complaint resolution that is free to consumers.

Website: www.afca.org.au

Email: info@afca.org.au

Telephone: 1800 931 678 (free call)

In writing to: Australian Financial Complaints Authority, GPO Box 3, Melbourne VIC 3001

Further information

If you have any questions or require further information in relation to your investment, please contact Investor Services on 1300 726 700 (Australia only), 612 9255 7500 or 0800 700 726 (NZ only) or via invest@platinum.com.au.

10 November 2022

Luigi P Gonano & Frances E Harper ATF Fonterra Super
Fund
PO Box 585
GOLDEN BEACH QLD 4551

Dear Sir and/or Madam

Thank you for investing with Platinum.

Please find enclosed a copy of your Annual Fee Statement for the period ending 30 June 2022.

The Corporations Act 2001 (Cth) requires Platinum to provide unit holders with an Annual Fee Statement detailing transactions, the dollar return on investments, costs and fees for the reporting period.

If you have any queries regarding the statement, please contact Investor Services on 1300 726 700 (Australia only), 612 9255 7500, or 0800 700 726 (NZ only).

Yours faithfully



Liz Norman
Investor Services Director

enc

Luigi P Gonano & Frances E Harper ATF Fonterra Super Fund
 PO Box 585
 GOLDEN BEACH QLD 4551

Account Number 16818



Biller Code: 252643
Ref: 168187

Annual Fee Statement		From 1 July 2021 to 30 June 2022		
Fund	Effective Date	Units	Price	Amount (\$)
Platinum International Fund - C Class Units				
Opening Balance		81,254.16	2.1553	175,127.09
Cash Distribution	30 Jun 22	0.00	0.0000	18,488.50
Closing Balance and End of Period Market Value		81,254.16	1.8012	146,354.99
Platinum International Health Care Fund - C Class Units				
Opening Balance		0.00	2.6380	0.00
Switch From	6 Dec 21	111,092.34	2.3446	260,467.09
Platinum Asia Fund - C				
Cash Distribution	30 Jun 22	0.00	0.0000	4,544.91
Buy costs (incorporated in unit price)				(388.81)
Closing Balance and End of Period Market Value		111,092.34	1.7083	189,779.04

DISCLAIMER: The statement has been prepared by Platinum for investor reporting purposes in accordance with the prescribed requirements of the Corporations Act 2001 and the Corporations Regulations 2001 (as amended). Please do not use this statement to complete your tax return. The Attribution Managed Investment Trust (AMIT) Member Annual Statement (AMMA Statement), and accompanying guidance for Australian resident individuals, sent to you in July, should be referred to when completing your tax return. To the maximum extent permitted by law, no liability is accepted by Platinum or any of its directors, officers or employees, for any loss or damage arising as a result or in connection with any reliance on this information. Past performance is not a reliable indicator of future results. Platinum does not guarantee the repayment of capital, the payment of income or any Fund's performance.

Dollar return on investment	From 1 July 2021 to 30 June 2022
------------------------------------	---

Fund	Amount(\$)
Platinum International Fund - C Class Units	(10,283.60)
Platinum International Health Care Fund - C Class Units	(66,143.14)

This is the dollar return (net of fees and costs) on your investment for the period.

Fees and Costs Summary

Fees deducted directly from your account	From 1 July 2021 to 30 June 2022
---	---

Fund	Amount(\$)
Platinum International Fund - C Class Units	0.00
Platinum International Health Care Fund - C Class Units	388.81

This amount has been deducted directly from your account (reflected in the transactions listed on this statement).

Fees and costs deducted from your investment	From 1 July 2021 to 30 June 2022
---	---

Fund	Amount(\$)
Platinum International Fund - C Class Units	2,415.47
Platinum International Health Care Fund - C Class Units	1,682.36

This approximate amount has been deducted from your investment and covers amounts that have reduced the return on your investment and that are not reflected as transactions listed on this statement or in the Additional explanation of fees and costs.

Total fees and costs you paid	From 1 July 2021 to 30 June 2022
--------------------------------------	---

Fund	Amount(\$)
Platinum International Fund - C Class Units	2,415.47
Platinum International Health Care Fund - C Class Units	2,071.17

This approximate amount includes all the fees and costs which affected your investment during the period.

Additional explanation of fees and costs

1. 'Fees deducted directly from your account' in respect of a Fund during the period are comprised of the buy spread applied to any applications (other than distributions reinvested) into the Fund during the period and the sell spread applied to any withdrawals from the Fund during the period.
2. If you held C Class or E Class units in a Fund during the period, the 'Fees and costs deducted from your investment' during the period are comprised of the Fund's investment management fee (inclusive of Australian GST less any expected reduced input tax credits), estimated indirect costs incurred through the Fund's investment trading activities in OTC derivatives (other than for hedging purposes) and exchange traded funds, and the Fund's estimated transaction costs (net of the Fund's buy/sell spread).

If you held P Class units in a Fund during the period, the 'Fees and costs deducted from your investment' during the period are comprised of the Fund's investment management fee (inclusive of Australian GST less any expected reduced input tax credits), any accrued investment performance fee (inclusive of Australian GST less any expected reduced input tax credits) for the Fund, estimated indirect costs incurred through the Fund's investment trading activities in OTC derivatives (other than for hedging purposes) and exchange traded funds, and the Fund's estimated transaction costs (net of the Fund's buy/sell spread).

3. 'Total fees and costs you paid' in respect of a Fund are comprised of the 'Fees deducted directly from your account' and the 'Fees and costs deducted from your investment', during the period.
4. The exit unit price for a Fund (which includes the sell spread) was applied for any withdrawals from the Fund and the entry unit price for a Fund (which includes the buy spread) was applied for any applications into the Fund, during the period.
5. The exit unit price for a Fund (which includes the sell spread) ex-distribution was applied to calculate both the opening and any closing balances for the Fund.

Dispute resolution

Platinum has in place a dispute resolution mechanism for complaints by Investors of the Fund(s). If you have a complaint about your investment in a Fund, please contact Investor Services on 1300 726 700 (Australia only), 612 9255 7500 or 0800 700 726 (NZ only) or via invest@platinum.com.au.

If an issue has not been resolved to your satisfaction, you can lodge a complaint with the Australian Financial Complaints Authority, or AFCA. AFCA provides fair and independent financial services complaint resolution that is free to consumers.

Website: www.afca.org.au

Email: info@afca.org.au

Telephone: 1800 931 678 (free call)

In writing to: Australian Financial Complaints Authority, GPO Box 3, Melbourne VIC 3001

Further information

If you have any questions or require further information in relation to your investment, please contact Investor Services on 1300 726 700 (Australia only), 612 9255 7500 or 0800 700 726 (NZ only) or via invest@platinum.com.au.



ETFs ROBO GLOBAL ROBOTICS AND AUTOMATION ETF
ACN 150 433 828

020668 000 ROBO



MR LUIGI GONANO &
MS FRANCES HARPER
<FONTERRA SUPER FUND A/C>
PO BOX 585
GOLDEN BEACH QLD 4551

Manage your holding

www.investorcentre.com/au

Need assistance?

Online

www.investorcentre.com/au/contact

Phone

1300 382 656 (within Australia)

+61 3 9415 4339 (outside Australia)

Holder Identification Number (HIN)

HIN WITHHELD

Exchange Code: ROBO

TFN/ABN Status: Quoted

Record Date: 1 July 2022

Payment Date: 15 July 2022

ETFs ROBO Global Robotics and Automation ETF Distribution Payment

Class Description	Amount per Unit (\$)	Total Units Held	Total Gross Amount (\$)
ETF	4.82221918	2,200	10,608.88
		Australian Withholding Tax:	0.00
		Net Payment:	10,608.88

Your Payment Instruction

COMMONWEALTH BANK OF AUSTRALIA

BSB: 067-167


ACCOUNT NUMBER: XXXXXX47

Amount Deposited

\$10,608.88

If payment cannot be made to the above account, the distribution amount will be withheld pending receipt of your valid direct credit instructions. Register your instructions at www.computershare.com.au/easyupdate/robo or call Computershare on 1300 382 656.

Note: A charge may be levied for a replacement statement. You should refer to the relevant ETF Securities Product Disclosure Statement (Taxation Considerations) available at www.etfsecurities.com.au.



10 TECH TITANS 1 ETF

**SCAN NOW TO LEARN MORE
ABOUT OUR FANG+ETF**



ETF Securities Product Range



Future Present



The ETF Securities Future Present range offers investors access to emerging megatrends beginning to define the world we live in.

Our **Future Present** range includes:

- ETFS FANG+ ETF (**FANG**)
- ETFS Hydrogen ETF (**HGEN**)
- ETFS S&P Biotech ETF (**CURE**)
- ETFS Semiconductor ETF (**SEMI**)
- ETFS Fintech & Blockchain ETF (**FTEC**)
- ETFS Battery Tech & Lithium ETF (**ACDC**)
- ETFS Morningstar Global Technology ETF (**TECH**)
- ETFS ROBO Global Robotics and Automation ETF (**ROBO**)

Commodities



The ETF Securities Commodities range offers investors simple, low-cost access to physical commodities without the need for personal storage.

Our **Commodities** range includes:

- ETFS Physical Gold (**GOLD**)
- ETFS Physical Silver (**ETPMAG**)
- ETFS Physical Platinum (**ETPMPT**)
- ETFS Physical Palladium (**ETPMPD**)
- ETFS Physical PM Basket (**ETPMPPM**)

International



The ETF Securities International range offers investors access to some of the largest and fastest growing regions and sectors in the world.

Our **International** range includes:

- ETFS EURO STOXX 50® ETF (**ESTX**)
- ETFS-NAM India Nifty 50 ETF (**NDIA**)

Yield



The ETF Securities Yield range offers investors access to yield strategies across Australian and international equities.

Our **Yield** range includes:

- ETFS S&P/ASX 300 High Yield Plus ETF (**ZYAU**)
- ETFS S&P 500 High Yield Low Volatility ETF (**ZYUS**)

Short & Leveraged



The ETF Securities Short & Leveraged range offers experienced investors access to short term trading tools that allow them to trade their market views with conviction.

Our **Short & Leveraged** range includes:

- ETFS Ultra Short Nasdaq 100 Hedge Fund (SNAS)
- ETFS Ultra Long Nasdaq 100 Hedge Fund (LNAS)

Cryptocurrency



The ETF Securities Cryptocurrency range offers investors access to cryptocurrencies via the regulated structure of an ETF.

Our **Cryptocurrency** range includes:

- ETFS 21Shares Bitcoin ETF (**EBTC**)
- ETFS 21Shares Ethereum ETF (**EETH**)

Funds issued under AFSL no. 466778



ETFs MORNINGSTAR GLOBAL TECHNOLOGY ETF
ACN 150 433 828

000809 000 TECH



MR LUIGI GONANO &
MS FRANCES HARPER
<FONTERRA SUPER FUND A/C>
PO BOX 585
GOLDEN BEACH QLD 4551

Manage your holding

www.investorcentre.com/au

Need assistance?

Online

www.investorcentre.com/au/contact

Phone

1300 382 656 (within Australia)

+61 3 9415 4339 (outside Australia)

Holder Identification Number (HIN)

HIN WITHHELD

Exchange Code: TECH

TFN/ABN Status: Quoted

Record Date: 1 July 2022

Payment Date: 15 July 2022

ETFs Morningstar Global Technology ETF Distribution Payment

Class Description	Amount per Unit (\$)	Total Units Held	Total Gross Amount (\$)
ETF	3.54978776	1,800	6,389.62
		Australian Withholding Tax:	0.00
		Net Payment:	6,389.62

Your Payment Instruction

COMMONWEALTH BANK OF AUSTRALIA

BSB: 067-167

ACCOUNT NUMBER: XXXXXX47

Amount Deposited

\$6,389.62

If payment cannot be made to the above account, the distribution amount will be withheld pending receipt of your valid direct credit instructions. Register your instructions at www.computershare.com.au/easyupdate/tech or call Computershare on 1300 382 656.

Note: A charge may be levied for a replacement statement. You should refer to the relevant ETF Securities Product Disclosure Statement (Taxation Considerations) available at www.etfsecurities.com.au.



10 TECH TITANS 1 ETF

**SCAN NOW TO LEARN MORE
ABOUT OUR FANG+ETF**



ETF Securities Product Range



Future Present



The ETF Securities Future Present range offers investors access to emerging megatrends beginning to define the world we live in.

Our **Future Present** range includes:

- ETFS FANG+ ETF (**FANG**)
- ETFS Hydrogen ETF (**HGEN**)
- ETFS S&P Biotech ETF (**CURE**)
- ETFS Semiconductor ETF (**SEMI**)
- ETFS Fintech & Blockchain ETF (**FTEC**)
- ETFS Battery Tech & Lithium ETF (**ACDC**)
- ETFS Morningstar Global Technology ETF (**TECH**)
- ETFS ROBO Global Robotics and Automation ETF (**ROBO**)

Commodities



The ETF Securities Commodities range offers investors simple, low-cost access to physical commodities without the need for personal storage.

Our **Commodities** range includes:

- ETFS Physical Gold (**GOLD**)
- ETFS Physical Silver (**ETPMAG**)
- ETFS Physical Platinum (**ETPMPT**)
- ETFS Physical Palladium (**ETPMPPD**)
- ETFS Physical PM Basket (**ETPMPPM**)

International



The ETF Securities International range offers investors access to some of the largest and fastest growing regions and sectors in the world.

Our **International** range includes:

- ETFS EURO STOXX 50® ETF (**ESTX**)
- ETFS-NAM India Nifty 50 ETF (**NDIA**)

Yield



The ETF Securities Yield range offers investors access to yield strategies across Australian and international equities.

Our **Yield** range includes:

- ETFS S&P/ASX 300 High Yield Plus ETF (**ZYAU**)
- ETFS S&P 500 High Yield Low Volatility ETF (**ZYUS**)

Short & Leveraged



The ETF Securities Short & Leveraged range offers experienced investors access to short term trading tools that allow them to trade their market views with conviction.

Our **Short & Leveraged** range includes:

- ETFS Ultra Short Nasdaq 100 Hedge Fund (**SNAS**)
- ETFS Ultra Long Nasdaq 100 Hedge Fund (**LNAS**)

Cryptocurrency



The ETF Securities Cryptocurrency range offers investors access to cryptocurrencies via the regulated structure of an ETF.

Our **Cryptocurrency** range includes:

- ETFS 21Shares Bitcoin ETF (**EBTC**)
- ETFS 21Shares Ethereum ETF (**EETH**)

Funds issued under AFSL no. 466778

⑆ 042334 000 VAS



MR LUIGI GONANO &
MS FRANCES HARPER
<FONTERRA SUPER FUND A/C>
PO BOX 585
GOLDEN BEACH QLD 4551

Holder Identification Number (HIN)**HIN WITHHELD**

ASX Code	VAS
TFN/ABN Status	Quoted
Record Date	4 July 2022
Payment Date	18 July 2022

Vanguard Australian Shares Index ETF
Distribution Payment for the Period Ending 30 June 2022
Direct Credit Advice

Class Description	Rate Per Security	Securities Held	Gross Amount
ETF	\$2.15953183	1,650	\$3,563.23

Withholding tax: \$0.00

NET PAYMENT: \$3,563.23

Note: You should retain this statement to assist you in preparing your tax return. Please keep this in a safe place as a charge may be levied for a replacement. If you require a payment to be re-issued, you may be charged an administrative fee which will be deducted from your payment. Fees are applicable to certain types of payments valued at over \$100 AUD.

For additional information regarding the distribution, including estimated tax components and Fund Payment information, please visit the Announcements section of the Vanguard Investments Australia web page www.vanguard.com.au/etf

Your Payment Instruction

Bank: COMMONWEALTH BANK OF AUSTRALIA
BSB: 067-167
ACC: XXXXXX47

Amount Deposited**\$3,563.23**

If payment cannot be made to the above instruction, a direct credit form will be forwarded to your registered address and your distribution entitlement shown above will be held as a non-interest bearing deposit until your new direct credit instructions are received.

68000 - Sundry Debtors

2022 Financial Year

Preparer Steven Lee

Reviewer Sandra Lee

Status Completed

Account Code	Description	CY Balance	LY Balance	Change
68000	Sundry Debtors	\$600.00		100%
TOTAL		CY Balance	LY Balance	
		\$600.00		

Supporting Documents

- General Ledger [Report](#)
- ATO Integrated.pdf

Standard Checklist

- Match to Source Documentation

Fonterra Superannuation Fund

General Ledger

As at 30 June 2022

Transaction Date	Description	Units	Debit	Credit	Balance \$
Sundry Debtors (68000)					
<u>Sundry Debtors (68000)</u>					
24/02/2022	TAX OFFICE PAYMENTS NetBank BPAY 75556 990568280876260 qtr to dec		600.00		600.00 DR
			600.00		600.00 DR

Total Debits: 600.00

Total Credits: 0.00



Activity statement 001

Date generated	08 December 2022
Overdue	\$0.00
Not yet due	\$0.00
Balance	\$600.00 CR

Transactions

26 results found - from **08 December 2020** to **08 December 2022** sorted by **processed date** ordered **newest to oldest**

Processed date	Effective date	Description	Debit (DR)	Credit (CR)	Balance
30 Oct 2022	30 Oct 2022	General interest charge			\$600.00 CR
30 Oct 2022	28 Oct 2022	Original Activity Statement for the period ending 30 Sep 22 - GST Instalments	\$4,185.00		\$600.00 CR
6 Oct 2022	4 Oct 2022	Payment received		\$4,185.00	\$4,785.00 CR
1 Aug 2022	1 Aug 2022	General interest charge			\$600.00 CR
31 Jul 2022	28 Jul 2022	Original Activity Statement for the period ending 30 Jun 22 - GST Instalments	\$3,501.00		\$600.00 CR
27 Jul 2022	26 Jul 2022	Payment received		\$3,501.00	\$4,101.00 CR
2 May 2022	2 May 2022	General interest charge			\$600.00 CR
1 May 2022	28 Apr 2022	Original Activity Statement for the period ending 31 Mar 22 - GST Instalments	\$4,303.00		\$600.00 CR
28 Apr 2022	26 Apr 2022	Payment received		\$4,303.00	\$4,903.00 CR
14 Mar 2022	16 May 2022	Original Activity Statement for the period ending 30 Jun 21 - GST		\$802.00	\$600.00 CR

Processed date	Effective date	Description	Debit (DR)	Credit (CR)	Balance
14 Mar 2022	17 Mar 2022	EFT refund for GST for the period from 01 Apr 21 to 30 Jun 21	\$802.00		\$202.00 DR
7 Mar 2022	7 Mar 2022	General interest charge			\$600.00 CR
7 Mar 2022	28 Feb 2022	Original Activity Statement for the period ending 31 Dec 21 - GST Instalments	\$4,303.00		\$600.00 CR
25 Feb 2022	24 Feb 2022	Payment received		\$4,903.00	\$4,903.00 CR
1 Nov 2021	1 Nov 2021	General interest charge			\$0.00
31 Oct 2021	28 Oct 2021	Original Activity Statement for the period ending 30 Sep 21 - GST Instalments	\$4,304.00		\$0.00
26 Oct 2021	25 Oct 2021	Payment received		\$4,304.00	\$4,304.00 CR
1 Aug 2021	1 Aug 2021	General interest charge			\$0.00
1 Aug 2021	28 Jul 2021	Original Activity Statement for the period ending 30 Jun 21 - GST Instalments	\$4,303.00		\$0.00
26 Jul 2021	23 Jul 2021	Payment received		\$4,303.00	\$4,303.00 CR
2 May 2021	28 Apr 2021	Original Activity Statement for the period ending 31 Mar 21 - GST Instalments	\$4,280.00		\$0.00
27 Apr 2021	26 Apr 2021	Payment received		\$4,280.00	\$4,280.00 CR
7 Mar 2021	2 Mar 2021	Original Activity Statement for the period ending 31 Dec 20 - GST Instalments	\$4,315.00		\$0.00
23 Feb 2021	22 Feb 2021	Payment received		\$4,315.00	\$4,315.00 CR
9 Feb 2021	17 May 2021	Original Activity Statement for the period ending 30 Jun 20 - GST		\$47.00	\$0.00
9 Feb 2021	12 Feb 2021	EFT refund for GST for the period from 01 Apr 20 to 30 Jun 20	\$47.00		\$47.00 DR

72650 - Fixtures and Fittings (at written down value) - Unitised

2022 Financial Year

Preparer Steven Lee

Reviewer Sandra Lee

Status Completed

Account Code	Description	CY Units	CY Balance	LY Units	LY Balance	Change
FONT001_SHADESHEDS (Shade Sheds (Cessna Dr)	1.000000	\$3,672.00	1.000000	\$3,672.00	0%

TOTAL	CY Units	CY Balance	LY Units	LY Balance
	1.000000	\$3,672.00	1.000000	\$3,672.00

Supporting Documents

◦ Investment Movement Report [Report](#)

Standard Checklist

- Attach Investment Movement Report
- Attach relevant Statements and Source Documentation
- Ensure all Investments are valued correctly at June 30
- Ensure the investment is in accordance with the fund's investment strategy
- Ensure the investment is in accordance with the SIS Act

Fonterra Superannuation Fund

Investment Movement Report

As at 30 June 2022

Investment	Opening Balance		Additions		Disposals			Closing Balance		
	Units	Cost	Units	Cost	Units	Cost	Accounting Profit/(Loss)	Units	Cost	Market Value
Bank Accounts										
CBA Direct Investment Account 12234247		506,442.15		428,149.11		(505,176.66)			429,414.60	429,414.60
		506,442.15		428,149.11		(505,176.66)			429,414.60	429,414.60
Term Deposits										
CBA Term Deposit 50233788		100,604.93				(100,604.93)			0.00	0.00
		100,604.93				(100,604.93)			0.00	0.00
Fixtures and Fittings (at written down value) - Unitised										
FONTS001_SHADESHEDS(- Shade Sheds (Cessna Dr)	1.00	5,194.18						1.00	5,194.18	3,672.00
		5,194.18							5,194.18	3,672.00
Managed Investments (Australian)										
PLA0002AU8 - Platinum International Fund			81,254.16	142,534.32				81,254.16	142,534.32	164,815.94
PLA0005AU7 - Platinum International Health Care			111,092.34	260,467.09				111,092.34	260,467.09	194,311.61
				403,001.41					403,001.41	359,127.55
Real Estate Properties (Australian - Non Residential)										
FONTS001_14/24HOOPER - 14/24 Hoopers Road, Kunda Park QLD	1.00	177,789.13						1.00	177,789.13	321,777.00
SHSAFONAIR1 - 32 Cessna Drive - Ducted Air Conditioner										

Fonterra Superannuation Fund

Investment Movement Report

As at 30 June 2022

Investment	Opening Balance		Additions		Disposals			Closing Balance		
	Units	Cost	Units	Cost	Units	Cost	Accounting Profit/(Loss)	Units	Cost	Market Value
	2.00	25,540.92						2.00	25,540.92	25,540.00
FONT001_32CESSNADRI - 32 Cessna Drive, Caboolture	1.00	1,413,940.14						1.00	1,413,940.14	1,950,000.00
FONT001_CAPITALWORK - Capital Works - 14/24 Hoopers Road, Kunda Park QLD	1.00	249,807.00						1.00	249,807.00	243,223.00
		1,867,077.19							1,867,077.19	2,540,540.00
Real Estate Properties (Australian - Residential)										
FONT001_UNIT1,121LA - Unit 1, 121 Landsborough Parade	1.00	326,567.36						1.00	326,567.36	530,000.00
		326,567.36							326,567.36	530,000.00
Shares in Listed Companies (Australian)										
WPL.AX - Woodside Petroleum Ltd	6,518.00	302,296.16			(6,518.00)	(302,296.16)	(157,119.18)		0.00	
		302,296.16				(302,296.16)	(157,119.18)		0.00	
Units in Listed Unit Trusts (Australian)										
FAIR.AX - Betashares Australian Sustainability Leaders Etf	3,500.00	66,965.26						3,500.00	66,965.26	58,625.00
HACK.AX - Betashares Global Cybersecurity Etf			21,000.00	218,031.32				21,000.00	218,031.32	182,910.00
TECH.AX1 - Etf Morningstar Global Technology Etf	500.00	50,615.67	1,300.00	130,358.25				1,800.00	180,973.92	132,822.00
ROBO.AX3 - Etf ROBO Global Robotics And Automation Etf	800.00	54,505.33	1,400.00	118,275.77				2,200.00	172,781.10	126,148.00

Fonterra Superannuation Fund

Investment Movement Report

As at 30 June 2022

Investment	Opening Balance		Additions		Disposals			Closing Balance		Market Value
	Units	Cost	Units	Cost	Units	Cost	Accounting Profit/(Loss)	Units	Cost	
SHSAPLASFD1 - Platinum Asia Fund	99,891.50	242,588.85			(99,891.50)	(242,588.85)	17,878.24		0.00	
SHSAPLINF1 - Platinum International Fund	81,254.16	142,534.32			(81,254.16)	(142,534.32)			0.00	
VAS.AX - Vanguard Australian Shares Index Etf	1,650.00	144,446.64						1,650.00	144,446.64	138,187.50
	701,656.07	466,665.34			(385,123.17)	(385,123.17)	17,878.24		783,198.24	638,692.50
	3,809,838.04	1,297,815.86			(1,293,200.92)	(1,293,200.92)	(139,240.94)		3,814,452.98	4,501,446.65

74700 - Managed Investments (Australian)

2022 Financial Year

Preparer Steven Lee

Reviewer Sandra Lee

Status Completed

Account Code	Description	CY Units	CY Balance	LY Units	LY Balance	Change
PLA0002AU8	Platinum International Fund	81254.160000	\$164,815.94			100%
PLA0005AU7	Platinum International Health Care	111092.340000	\$194,311.61			100%
TOTAL		CY Units	CY Balance	LY Units	LY Balance	
		192346.500000	\$359,127.55			

Supporting Documents

- Investment Movement Report [Report](#)
- Platinum 16818 Holding Summary 30-06-2022.pdf

Standard Checklist

- Attach Annual statements from fund managers, Master Trust, Platform or Wrap providers confirming ownership and value
- Attach copies of Statements and Source Documentation
- Attach Investment Movement Report
- Ensure all Investments are valued correctly at June 30
- Ensure the investment is in accordance with the Fund's investment strategy
- Ensure the investment is in accordance with the SIS Act

Fonterra Superannuation Fund

Investment Movement Report

As at 30 June 2022

Investment	Opening Balance		Additions		Disposals			Closing Balance		
	Units	Cost	Units	Cost	Units	Cost	Accounting Profit/(Loss)	Units	Cost	Market Value
Bank Accounts										
CBA Direct Investment Account 12234247		506,442.15		428,149.11		(505,176.66)			429,414.60	429,414.60
		506,442.15		428,149.11		(505,176.66)			429,414.60	429,414.60
Term Deposits										
CBA Term Deposit 50233788		100,604.93				(100,604.93)			0.00	0.00
		100,604.93				(100,604.93)			0.00	0.00
Fixtures and Fittings (at written down value) - Unitised										
FONTS001_SHADESHEDS(- Shade Sheds (Cessna Dr)	1.00	5,194.18						1.00	5,194.18	3,672.00
		5,194.18							5,194.18	3,672.00
Managed Investments (Australian)										
PLA0002AU8 - Platinum International Fund			81,254.16	142,534.32				81,254.16	142,534.32	164,815.94
PLA0005AU7 - Platinum International Health Care			111,092.34	260,467.09				111,092.34	260,467.09	194,311.61
				403,001.41					403,001.41	359,127.55
Real Estate Properties (Australian - Non Residential)										
FONTS001_14/24HOOPER - 14/24 Hoopers Road, Kunda Park QLD	1.00	177,789.13						1.00	177,789.13	321,777.00
SHSAFONAIR1 - 32 Cessna Drive - Ducted Air Conditioner										

Fonterra Superannuation Fund

Investment Movement Report

As at 30 June 2022

Investment	Opening Balance		Additions		Disposals			Closing Balance		
	Units	Cost	Units	Cost	Units	Cost	Accounting Profit/(Loss)	Units	Cost	Market Value
	2.00	25,540.92						2.00	25,540.92	25,540.00
FONTS001_32CESSNADRI - 32 Cessna Drive, Caboolture	1.00	1,413,940.14						1.00	1,413,940.14	1,950,000.00
FONTS001_CAPITALWORK - Capital Works - 14/24 Hoopers Road, Kunda Park QLD	1.00	249,807.00						1.00	249,807.00	243,223.00
		1,867,077.19							1,867,077.19	2,540,540.00
Real Estate Properties (Australian - Residential)										
FONTS001_UNIT1,121LA - Unit 1, 121 Landsborough Parade	1.00	326,567.36						1.00	326,567.36	530,000.00
		326,567.36							326,567.36	530,000.00
Shares in Listed Companies (Australian)										
WPL.AX - Woodside Petroleum Ltd	6,518.00	302,296.16			(6,518.00)	(302,296.16)	(157,119.18)		0.00	
		302,296.16				(302,296.16)	(157,119.18)		0.00	
Units in Listed Unit Trusts (Australian)										
FAIR.AX - Betashares Australian Sustainability Leaders Etf	3,500.00	66,965.26						3,500.00	66,965.26	58,625.00
HACK.AX - Betashares Global Cybersecurity Etf			21,000.00	218,031.32				21,000.00	218,031.32	182,910.00
TECH.AX1 - Etf Morningstar Global Technology Etf	500.00	50,615.67	1,300.00	130,358.25				1,800.00	180,973.92	132,822.00
ROBO.AX3 - Etf ROBO Global Robotics And Automation Etf	800.00	54,505.33	1,400.00	118,275.77				2,200.00	172,781.10	126,148.00

Fonterra Superannuation Fund

Investment Movement Report

As at 30 June 2022

Investment	Opening Balance		Additions		Disposals			Closing Balance		Market Value
	Units	Cost	Units	Cost	Units	Cost	Accounting Profit/(Loss)	Units	Cost	
SHSAPLASFD1 - Platinum Asia Fund	99,891.50	242,588.85			(99,891.50)	(242,588.85)	17,878.24		0.00	
SHSAPLINF1 - Platinum International Fund	81,254.16	142,534.32			(81,254.16)	(142,534.32)			0.00	
VAS.AX - Vanguard Australian Shares Index Etf	1,650.00	144,446.64						1,650.00	144,446.64	138,187.50
	701,656.07	466,665.34			(385,123.17)	(385,123.17)	17,878.24		783,198.24	638,692.50
	3,809,838.04	1,297,815.86			(1,293,200.92)	(1,293,200.92)	(139,240.94)		3,814,452.98	4,501,446.65

Luigi P Gonano & Frances E Harper ATF Fonterra Super
Fund
PO Box 585
GOLDEN BEACH QLD 4551

Account Number 16818



Biller Code: 252643
Ref: 168187

Holdings Summary

As at 30 June 2022

This report is not a Periodic Statement for the purposes of the *Corporations Act 2001*.

Fund Name	Class	Units Held	Withdrawal Price (\$/unit)	Investment Value (\$)
Platinum International Fund	C	81,254.16	1.8012	146,354.99
Platinum Asia Fund	C	0.00	2.2036	0.00
Platinum International Health Care Fund	C	111,092.34	1.7083	189,779.04
Total Value of Investment				336,134.04

Transaction Summary

From 1 July 2021 to 30 June 2022

	Effective Date	Amount (\$)	Price (\$/unit)	Units
Platinum International Fund - C Class Units				
Opening Balance				81,254.16
Distribution	30 Jun 22	18,488.50	0.0000	0.00
Closing Balance				81,254.16
Platinum Asia Fund - C Class Units				
Opening Balance				99,891.50
Switch To				
Platinum International Health Care Fund - C	6 Dec 21	260,467.09	2.6075	-99,891.50
Closing Balance				0.00
Platinum International Health Care Fund - C Class Units				
Opening Balance				0.00
Switch From				
Platinum Asia Fund - C	6 Dec 21	260,467.09	2.3446	111,092.34
Distribution	30 Jun 22	4,544.91	0.0000	0.00
Closing Balance				111,092.34

Fund and Benchmark Performance ¹	Period to 30 June 2022		
	Quarter ²	Year ³	Since Inception ³ per annum
Platinum International Fund	2.5%	-5.9%	8.5%
MSCI ⁴ All Country World Net Index in A\$	-7.9%	-8.0%	7.5%
Platinum Asia Fund	3.7%	-14.5%	13.2%
MSCI ⁴ All Country Asia ex Japan Net Index in A\$	-0.6%	-18.1%	9.6%
Platinum International Health Care Fund	-5.4%	-33.7%	n/a
MSCI ⁴ All Country World Health Care Net Index in A\$	1.3%	4.2%	n/a

¹ Performance is calculated using the Fund's unit price for the last day of the period, after fees and costs and before tax. Fund performance assumes reinvestment of distributions.

² The Fund and Benchmark comparatives are for the full period.

³ The Fund and Benchmark yearly comparatives are for the full year. An investment must be open for at least 1 year to have since inception Fund and Benchmark returns displayed, otherwise 'n/a' is displayed. Since inception greater than 1 year comparatives are for the term of the investment.

⁴ MSCI means Morgan Stanley Capital International. Various MSCI indices are recognised international equity benchmarks. Net MSCI indices have been used where available. Where unavailable, gross MSCI indices have been used.

The Platinum Trust Product Disclosure Statement ("PDS") dated 5 October 2021 constitutes the current offer document for your investment. Platinum Investment Management Limited ABN 25 063 565 006 AFSL 221935 trading as Platinum Asset Management ("Platinum") is the issuer of units in the Platinum Trust Funds ("Funds"). You should consider the PDS in deciding whether to acquire, or continue to hold, units in the Funds. You can obtain a copy of the PDS and the target market determination ("TMD") for the Funds from Platinum's website, www.platinum.com.au, or by contacting Investor Services on 1300 726 700 (within Australia), 0800 700 726 (within New Zealand) or 02 9255 7500, or via invest@platinum.com.au.

DISCLAIMER: This summary report has been prepared by Platinum for investor reporting purposes. To the extent permitted by law, no liability is accepted for any loss or damage as a result of reliance on this information. Platinum does not guarantee the repayment of capital, payment of income or the Fund's performance.

Platinum is a member of the Platinum Group of companies.

Level 8, 7 Macquarie Place, Sydney NSW 2000, Australia | GPO Box 2724, Sydney NSW 2001
Telephone 61 2 9255 7500 | Investor Services 1300 726 700 | Facsimile 61 2 9254 5590 | www.platinum.com.au | invest@platinum.com.au

Platinum Investment Management Limited ABN 25 063 565 006 AFSL 221935 trading as Platinum Asset Management®

77200 - Real Estate Properties (Australian - Residential)

2022 Financial Year

Preparer Steven Lee

Reviewer Sandra Lee

Status Completed

Account Code	Description	CY Units	CY Balance	LY Units	LY Balance	Change
FONT001_UNIT1, 121LA	Unit 1, 121 Landsborough Parade	1.000000	\$530,000.00	1.000000	\$403,500.00	31.35%
TOTAL		CY Units	CY Balance	LY Units	LY Balance	
		1.000000	\$530,000.00	1.000000	\$403,500.00	

Supporting Documents

- Investment Movement Report [Report](#)

Standard Checklist

- Attach copies of Purchase or Sale contracts if property was purchased or disposed of during the year
- Attach copy of current certificate of title.
- Attach current building insurance policy
- Attach Declaration of Trust
- Ensure all Investments are valued correctly at June 30
- Ensure the investment is in accordance with the Fund's investment strategy
- Ensure the investment is in accordance with the SIS Act

Fonterra Superannuation Fund

Investment Movement Report

As at 30 June 2022

Investment	Opening Balance		Additions		Disposals			Closing Balance		
	Units	Cost	Units	Cost	Units	Cost	Accounting Profit/(Loss)	Units	Cost	Market Value
Bank Accounts										
CBA Direct Investment Account 12234247		506,442.15		428,149.11		(505,176.66)			429,414.60	429,414.60
		506,442.15		428,149.11		(505,176.66)			429,414.60	429,414.60
Term Deposits										
CBA Term Deposit 50233788		100,604.93				(100,604.93)			0.00	0.00
		100,604.93				(100,604.93)			0.00	0.00
Fixtures and Fittings (at written down value) - Unitised										
FONTS001_SHADESHEDS(- Shade Sheds (Cessna Dr)	1.00	5,194.18						1.00	5,194.18	3,672.00
		5,194.18							5,194.18	3,672.00
Managed Investments (Australian)										
PLA0002AU8 - Platinum International Fund			81,254.16	142,534.32				81,254.16	142,534.32	164,815.94
PLA0005AU7 - Platinum International Health Care			111,092.34	260,467.09				111,092.34	260,467.09	194,311.61
				403,001.41					403,001.41	359,127.55
Real Estate Properties (Australian - Non Residential)										
FONTS001_14/24HOOPER - 14/24 Hoopers Road, Kunda Park QLD	1.00	177,789.13						1.00	177,789.13	321,777.00
SHSAFONAIR1 - 32 Cessna Drive - Ducted Air Conditioner										

Fonterra Superannuation Fund

Investment Movement Report

As at 30 June 2022

Investment	Opening Balance		Additions		Disposals			Closing Balance		
	Units	Cost	Units	Cost	Units	Cost	Accounting Profit/(Loss)	Units	Cost	Market Value
	2.00	25,540.92						2.00	25,540.92	25,540.00
FONTS001_32CESSNADRI - 32 Cessna Drive, Caboolture	1.00	1,413,940.14						1.00	1,413,940.14	1,950,000.00
FONTS001_CAPITALWORK - Capital Works - 14/24 Hoopers Road, Kunda Park QLD	1.00	249,807.00						1.00	249,807.00	243,223.00
		1,867,077.19							1,867,077.19	2,540,540.00
Real Estate Properties (Australian - Residential)										
FONTS001_UNIT1,121LA - Unit 1, 121 Landsborough Parade	1.00	326,567.36						1.00	326,567.36	530,000.00
		326,567.36							326,567.36	530,000.00
Shares in Listed Companies (Australian)										
WPL.AX - Woodside Petroleum Ltd	6,518.00	302,296.16			(6,518.00)	(302,296.16)	(157,119.18)		0.00	
		302,296.16				(302,296.16)	(157,119.18)		0.00	
Units in Listed Unit Trusts (Australian)										
FAIR.AX - Betashares Australian Sustainability Leaders Etf	3,500.00	66,965.26						3,500.00	66,965.26	58,625.00
HACK.AX - Betashares Global Cybersecurity Etf			21,000.00	218,031.32				21,000.00	218,031.32	182,910.00
TECH.AX1 - Etf Morningstar Global Technology Etf	500.00	50,615.67	1,300.00	130,358.25				1,800.00	180,973.92	132,822.00
ROBO.AX3 - Etf ROBO Global Robotics And Automation Etf	800.00	54,505.33	1,400.00	118,275.77				2,200.00	172,781.10	126,148.00

Fonterra Superannuation Fund

Investment Movement Report

As at 30 June 2022

Investment	Opening Balance		Additions		Disposals			Closing Balance		Market Value
	Units	Cost	Units	Cost	Units	Cost	Accounting Profit/(Loss)	Units	Cost	
SHSAPLASFD1 - Platinum Asia Fund	99,891.50	242,588.85			(99,891.50)	(242,588.85)	17,878.24		0.00	
SHSAPLINF1 - Platinum International Fund	81,254.16	142,534.32			(81,254.16)	(142,534.32)			0.00	
VAS.AX - Vanguard Australian Shares Index Etf	1,650.00	144,446.64						1,650.00	144,446.64	138,187.50
	701,656.07	466,665.34			(385,123.17)	(385,123.17)	17,878.24		783,198.24	638,692.50
	3,809,838.04	1,297,815.86			(1,293,200.92)	(1,293,200.92)	(139,240.94)		3,814,452.98	4,501,446.65

77250 - Real Estate Properties (Australian - Non Residential)

2022 Financial Year

Preparer Steven Lee

Reviewer Sandra Lee

Status Completed

Account Code	Description	CY Units	CY Balance	LY Units	LY Balance	Change
FONT001_14/24HOOPER	14/24 Hoopers Road, Kunda Park QLD	1.000000	\$321,777.00	1.000000	\$249,777.00	28.83%
FONT001_32CESSNADRI	32 Cessna Drive, Caboolture	1.000000	\$1,950,000.00	1.000000	\$1,600,000.00	21.88%
FONT001_CAPITALWORK	Capital Works - 14/24 Hoopers Road, Kunda Park QLD	1.000000	\$243,223.00	1.000000	\$243,223.00	0%
SHSAFONAIR1	32 Cessna Drive - Ducted Air Conditioner	2.000000	\$25,540.00	2.000000	\$25,540.00	0%
TOTAL		CY Units	CY Balance	LY Units	LY Balance	
		5.000000	\$2,540,540.00	5.000000	\$2,118,540.00	

Supporting Documents

- Investment Movement Report [Report](#)

Standard Checklist

- Attach copies of Purchase or Sale contracts if property was purchased or disposed of during the year
- Attach copy of current certificate of title
- Attach current building insurance policy
- Attach Declaration of Trust
- Ensure all Investments are valued correctly at June 30
- Ensure the investment is in accordance with the Fund's investment strategy
- Ensure the investment is in accordance with the SIS Act

Fonterra Superannuation Fund

Investment Movement Report

As at 30 June 2022

Investment	Opening Balance		Additions		Disposals			Closing Balance		
	Units	Cost	Units	Cost	Units	Cost	Accounting Profit/(Loss)	Units	Cost	Market Value
Bank Accounts										
CBA Direct Investment Account 12234247		506,442.15		428,149.11		(505,176.66)			429,414.60	429,414.60
		506,442.15		428,149.11		(505,176.66)			429,414.60	429,414.60
Term Deposits										
CBA Term Deposit 50233788		100,604.93				(100,604.93)			0.00	0.00
		100,604.93				(100,604.93)			0.00	0.00
Fixtures and Fittings (at written down value) - Unitised										
FONTS001_SHADESHEDS(- Shade Sheds (Cessna Dr)	1.00	5,194.18						1.00	5,194.18	3,672.00
		5,194.18							5,194.18	3,672.00
Managed Investments (Australian)										
PLA0002AU8 - Platinum International Fund			81,254.16	142,534.32				81,254.16	142,534.32	164,815.94
PLA0005AU7 - Platinum International Health Care			111,092.34	260,467.09				111,092.34	260,467.09	194,311.61
				403,001.41					403,001.41	359,127.55
Real Estate Properties (Australian - Non Residential)										
FONTS001_14/24HOOPER - 14/24 Hoopers Road, Kunda Park QLD	1.00	177,789.13						1.00	177,789.13	321,777.00
SHSAFONAIR1 - 32 Cessna Drive - Ducted Air Conditioner										

Fonterra Superannuation Fund

Investment Movement Report

As at 30 June 2022

Investment	Opening Balance		Additions		Disposals			Closing Balance		
	Units	Cost	Units	Cost	Units	Cost	Accounting Profit/(Loss)	Units	Cost	Market Value
	2.00	25,540.92						2.00	25,540.92	25,540.00
FONT001_32CESSNADRI - 32 Cessna Drive, Caboolture	1.00	1,413,940.14						1.00	1,413,940.14	1,950,000.00
FONT001_CAPITALWORK - Capital Works - 14/24 Hoopers Road, Kunda Park QLD	1.00	249,807.00						1.00	249,807.00	243,223.00
		1,867,077.19							1,867,077.19	2,540,540.00
Real Estate Properties (Australian - Residential)										
FONT001_UNIT1,121LA - Unit 1, 121 Landsborough Parade	1.00	326,567.36						1.00	326,567.36	530,000.00
		326,567.36							326,567.36	530,000.00
Shares in Listed Companies (Australian)										
WPL.AX - Woodside Petroleum Ltd	6,518.00	302,296.16			(6,518.00)	(302,296.16)	(157,119.18)		0.00	
		302,296.16				(302,296.16)	(157,119.18)		0.00	
Units in Listed Unit Trusts (Australian)										
FAIR.AX - Betashares Australian Sustainability Leaders Etf	3,500.00	66,965.26						3,500.00	66,965.26	58,625.00
HACK.AX - Betashares Global Cybersecurity Etf			21,000.00	218,031.32				21,000.00	218,031.32	182,910.00
TECH.AX1 - Etf Morningstar Global Technology Etf	500.00	50,615.67	1,300.00	130,358.25				1,800.00	180,973.92	132,822.00
ROBO.AX3 - Etf ROBO Global Robotics And Automation Etf	800.00	54,505.33	1,400.00	118,275.77				2,200.00	172,781.10	126,148.00

Fonterra Superannuation Fund

Investment Movement Report

As at 30 June 2022

Investment	Opening Balance		Additions		Disposals			Closing Balance		Market Value
	Units	Cost	Units	Cost	Units	Cost	Accounting Profit/(Loss)	Units	Cost	
SHSAPLASFD1 - Platinum Asia Fund	99,891.50	242,588.85			(99,891.50)	(242,588.85)	17,878.24		0.00	
SHSAPLINF1 - Platinum International Fund	81,254.16	142,534.32			(81,254.16)	(142,534.32)			0.00	
VAS.AX - Vanguard Australian Shares Index Etf	1,650.00	144,446.64						1,650.00	144,446.64	138,187.50
	701,656.07	466,665.34			(385,123.17)	(385,123.17)	17,878.24		783,198.24	638,692.50
	3,809,838.04	1,297,815.86			(1,293,200.92)	(1,293,200.92)	(139,240.94)		3,814,452.98	4,501,446.65

77600 - Shares in Listed Companies (Australian)

2022 Financial Year

Preparer Steven Lee

Reviewer Sandra Lee

Status Completed

Account Code	Description	CY Units	CY Balance	LY Units	LY Balance	Change
WPL.AX	Woodside Petroleum Ltd	0.000000		6518.000000	\$144,764.78	100%
TOTAL		CY Units	CY Balance	LY Units	LY Balance	
		0.000000		6518.000000	\$144,764.78	

Supporting Documents

- Balance Review Report [Report](#)
- Investment Movement Report [Report](#)

Standard Checklist

- Attach Balance Review Report
- Attach copies of HIN/SRN or Chess Statements, Broker Statements, Contract Notes Corporate Action documentation and any other relevant Source Documentation
- Attach Investment Movement Report
- Ensure all Investments are valued correctly at June 30
- Ensure the investment is in accordance with the Fund's investment strategy

Fonterra Superannuation Fund

Balance Review Report

As at 30 June 2022

Investment Code	Investment Name	Holding Reference	Third Party Data			BGL Ledger	Variance
			Data Feed Provider	Balance Date	Balance Amount	Balance	
60400	Bank Accounts						
CBA12234247	CBA Direct Investment Account 12234247					429,414.60	
72650	Fixtures and Fittings (at written down value) - Unitised						
FONT001_SHAD ESHEDS(Shade Sheds (Cessna Dr)					1.0000	
74700	Managed Investments (Australian)						
PLA0002AU	Platinum International Fund					81,254.1600	
PLA0005AU	Platinum International Health Care					111,092.3400	
77200	Real Estate Properties (Australian - Residential)						
FONT001_UNIT1 ,121LA	Unit 1, 121 Landsborough Parade					1.0000	
77250	Real Estate Properties (Australian - Non Residential)						
FONT001_14/24 HOOPER	14/24 Hoopers Road, Kunda Park QLD					1.0000	
SHSAFONAIR	32 Cessna Drive - Ducted Air Conditioner					2.0000	
FONT001_32CE SSNADRI	32 Cessna Drive, Caboolture					1.0000	
FONT001_CAPIT ALWORK	Capital Works - 14/24 Hoopers Road, Kunda Park QLD					1.0000	
78200	Units in Listed Unit Trusts (Australian)						
FAIR.AX	Betashares Australian Sustainability Leaders Etf				Setup	3,500.0000	3,500.0000
HACK.AX	Betashares Global Cybersecurity Etf				Setup	21,000.0000	21,000.0000

Fonterra Superannuation Fund Balance Review Report

As at 30 June 2022

Investment Code	Investment Name	Holding Reference	Third Party Data			BGL Ledger	Variance
			Data Feed Provider	Balance Date	Balance Amount	Balance	
TECH.AX	Etf Morningstar Global Technology Etf				Setup	1,800.0000	1,800.0000
ROBO.AX	Etf ROBO Global Robotics And Automation Etf				Setup	2,200.0000	2,200.0000
VAS.AX	Vanguard Australian Shares Index Etf				Setup	1,650.0000	1,650.0000

Fonterra Superannuation Fund

Investment Movement Report

As at 30 June 2022

Investment	Opening Balance		Additions		Disposals			Closing Balance		
	Units	Cost	Units	Cost	Units	Cost	Accounting Profit/(Loss)	Units	Cost	Market Value
Bank Accounts										
CBA Direct Investment Account 12234247		506,442.15		428,149.11		(505,176.66)			429,414.60	429,414.60
		506,442.15		428,149.11		(505,176.66)			429,414.60	429,414.60
Term Deposits										
CBA Term Deposit 50233788		100,604.93				(100,604.93)			0.00	0.00
		100,604.93				(100,604.93)			0.00	0.00
Fixtures and Fittings (at written down value) - Unitised										
FONTS001_SHADESHEDS(- Shade Sheds (Cessna Dr)	1.00	5,194.18						1.00	5,194.18	3,672.00
		5,194.18							5,194.18	3,672.00
Managed Investments (Australian)										
PLA0002AU8 - Platinum International Fund			81,254.16	142,534.32				81,254.16	142,534.32	164,815.94
PLA0005AU7 - Platinum International Health Care			111,092.34	260,467.09				111,092.34	260,467.09	194,311.61
				403,001.41					403,001.41	359,127.55
Real Estate Properties (Australian - Non Residential)										
FONTS001_14/24HOOPER - 14/24 Hoopers Road, Kunda Park QLD	1.00	177,789.13						1.00	177,789.13	321,777.00
SHSAFONAIR1 - 32 Cessna Drive - Ducted Air Conditioner										

Fonterra Superannuation Fund

Investment Movement Report

As at 30 June 2022

Investment	Opening Balance		Additions		Disposals			Closing Balance		
	Units	Cost	Units	Cost	Units	Cost	Accounting Profit/(Loss)	Units	Cost	Market Value
	2.00	25,540.92						2.00	25,540.92	25,540.00
FONT001_32CESSNADRI - 32 Cessna Drive, Caboolture	1.00	1,413,940.14						1.00	1,413,940.14	1,950,000.00
FONT001_CAPITALWORK - Capital Works - 14/24 Hoopers Road, Kunda Park QLD	1.00	249,807.00						1.00	249,807.00	243,223.00
		1,867,077.19							1,867,077.19	2,540,540.00
Real Estate Properties (Australian - Residential)										
FONT001_UNIT1,121LA - Unit 1, 121 Landsborough Parade	1.00	326,567.36						1.00	326,567.36	530,000.00
		326,567.36							326,567.36	530,000.00
Shares in Listed Companies (Australian)										
WPL.AX - Woodside Petroleum Ltd	6,518.00	302,296.16			(6,518.00)	(302,296.16)	(157,119.18)		0.00	
		302,296.16				(302,296.16)	(157,119.18)		0.00	
Units in Listed Unit Trusts (Australian)										
FAIR.AX - Betashares Australian Sustainability Leaders Etf	3,500.00	66,965.26						3,500.00	66,965.26	58,625.00
HACK.AX - Betashares Global Cybersecurity Etf			21,000.00	218,031.32				21,000.00	218,031.32	182,910.00
TECH.AX1 - Etf Morningstar Global Technology Etf	500.00	50,615.67	1,300.00	130,358.25				1,800.00	180,973.92	132,822.00
ROBO.AX3 - Etf ROBO Global Robotics And Automation Etf	800.00	54,505.33	1,400.00	118,275.77				2,200.00	172,781.10	126,148.00

Fonterra Superannuation Fund

Investment Movement Report

As at 30 June 2022

Investment	Opening Balance		Additions		Disposals			Closing Balance		Market Value
	Units	Cost	Units	Cost	Units	Cost	Accounting Profit/(Loss)	Units	Cost	
SHSAPLASFD1 - Platinum Asia Fund	99,891.50	242,588.85			(99,891.50)	(242,588.85)	17,878.24		0.00	
SHSAPLINF1 - Platinum International Fund	81,254.16	142,534.32			(81,254.16)	(142,534.32)			0.00	
VAS.AX - Vanguard Australian Shares Index Etf	1,650.00	144,446.64						1,650.00	144,446.64	138,187.50
	701,656.07	466,665.34			(385,123.17)	(385,123.17)	17,878.24		783,198.24	638,692.50
	3,809,838.04	1,297,815.86			(1,293,200.92)	(1,293,200.92)	(139,240.94)		3,814,452.98	4,501,446.65

78200 - Units in Listed Unit Trusts (Australian)

2022 Financial Year

Preparer Steven Lee

Reviewer Sandra Lee

Status Completed

Account Code	Description	CY Units	CY Balance	LY Units	LY Balance	Change
FAIR.AX	Betashares Australian Sustainability Leaders Etf	3500.000000	\$58,625.00	3500.000000	\$70,000.00	(16.25)%
HACK.AX	Betashares Global Cybersecurity Etf	21000.000000	\$182,910.00			100%
ROBO.AX3	Etf's ROBO Global Robotics And Automation Etf	2200.000000	\$126,148.00	800.000000	\$66,344.00	90.14%
SHSAPLASFD1	Platinum Asia Fund	0.000000		99891.500000	\$271,934.63	100%
SHSAPLINF1	Platinum International Fund	0.000000		81254.160000	\$175,127.09	100%
TECH.AX1	Etf's Morningstar Global Technology Etf	1800.000000	\$132,822.00	500.000000	\$47,660.00	178.69%
VAS.AX	Vanguard Australian Shares Index Etf	1650.000000	\$138,187.50	1650.000000	\$155,166.00	(10.94)%
TOTAL		CY Units	CY Balance	LY Units	LY Balance	
		30150.000000	\$638,692.50	187595.660000	\$786,231.72	

Supporting Documents

- Investment Movement Report [Report](#)
- A13 Share balances per commbank.jpg

Standard Checklist

- Attach copies of Statements and Source Documentation
- Attach Investment Movement Report
- Ensure all Investments are valued correctly at June 30
- Ensure the investment is in accordance with the Fund's investment strategy
- Ensure the investment is in accordance with the SIS Act

Fonterra Superannuation Fund

Investment Movement Report

As at 30 June 2022

Investment	Opening Balance		Additions		Disposals			Closing Balance		
	Units	Cost	Units	Cost	Units	Cost	Accounting Profit/(Loss)	Units	Cost	Market Value
Bank Accounts										
CBA Direct Investment Account 12234247		506,442.15		428,149.11		(505,176.66)			429,414.60	429,414.60
		506,442.15		428,149.11		(505,176.66)			429,414.60	429,414.60
Term Deposits										
CBA Term Deposit 50233788		100,604.93				(100,604.93)			0.00	0.00
		100,604.93				(100,604.93)			0.00	0.00
Fixtures and Fittings (at written down value) - Unitised										
FONTS001_SHADESHEDS(- Shade Sheds (Cessna Dr)	1.00	5,194.18						1.00	5,194.18	3,672.00
		5,194.18							5,194.18	3,672.00
Managed Investments (Australian)										
PLA0002AU8 - Platinum International Fund			81,254.16	142,534.32				81,254.16	142,534.32	164,815.94
PLA0005AU7 - Platinum International Health Care			111,092.34	260,467.09				111,092.34	260,467.09	194,311.61
				403,001.41					403,001.41	359,127.55
Real Estate Properties (Australian - Non Residential)										
FONTS001_14/24HOOPER - 14/24 Hoopers Road, Kunda Park QLD	1.00	177,789.13						1.00	177,789.13	321,777.00
SHSAFONAIR1 - 32 Cessna Drive - Ducted Air Conditioner										

Fonterra Superannuation Fund

Investment Movement Report

As at 30 June 2022

Investment	Opening Balance		Additions		Disposals			Closing Balance		
	Units	Cost	Units	Cost	Units	Cost	Accounting Profit/(Loss)	Units	Cost	Market Value
	2.00	25,540.92						2.00	25,540.92	25,540.00
FONT001_32CESSNADRI - 32 Cessna Drive, Caboolture	1.00	1,413,940.14						1.00	1,413,940.14	1,950,000.00
FONT001_CAPITALWORK - Capital Works - 14/24 Hoopers Road, Kunda Park QLD	1.00	249,807.00						1.00	249,807.00	243,223.00
		1,867,077.19							1,867,077.19	2,540,540.00
Real Estate Properties (Australian - Residential)										
FONT001_UNIT1,121LA - Unit 1, 121 Landsborough Parade	1.00	326,567.36						1.00	326,567.36	530,000.00
		326,567.36							326,567.36	530,000.00
Shares in Listed Companies (Australian)										
WPL.AX - Woodside Petroleum Ltd	6,518.00	302,296.16			(6,518.00)	(302,296.16)	(157,119.18)		0.00	
		302,296.16				(302,296.16)	(157,119.18)		0.00	
Units in Listed Unit Trusts (Australian)										
FAIR.AX - Betashares Australian Sustainability Leaders Etf	3,500.00	66,965.26						3,500.00	66,965.26	58,625.00
HACK.AX - Betashares Global Cybersecurity Etf			21,000.00	218,031.32				21,000.00	218,031.32	182,910.00
TECH.AX1 - Etf Morningstar Global Technology Etf	500.00	50,615.67	1,300.00	130,358.25				1,800.00	180,973.92	132,822.00
ROBO.AX3 - Etf ROBO Global Robotics And Automation Etf	800.00	54,505.33	1,400.00	118,275.77				2,200.00	172,781.10	126,148.00

Fonterra Superannuation Fund

Investment Movement Report

As at 30 June 2022

Investment	Opening Balance		Additions		Disposals			Closing Balance		Market Value
	Units	Cost	Units	Cost	Units	Cost	Accounting Profit/(Loss)	Units	Cost	
SHSAPLASFD1 - Platinum Asia Fund	99,891.50	242,588.85			(99,891.50)	(242,588.85)	17,878.24		0.00	
SHSAPLINF1 - Platinum International Fund	81,254.16	142,534.32			(81,254.16)	(142,534.32)			0.00	
VAS.AX - Vanguard Australian Shares Index Etf	1,650.00	144,446.64						1,650.00	144,446.64	138,187.50
	701,656.07	466,665.34			(385,123.17)	(385,123.17)	17,878.24		783,198.24	638,692.50
	3,809,838.04	1,297,815.86			(1,293,200.92)	(1,293,200.92)	(139,240.94)		3,814,452.98	4,501,446.65

NetBank CommSec

XAO 6.738.10 -89.80 (-1.31%) XJO 6.911.30 -88.90 (-1.33%)

Log out

Home Portfolio Watchlists Quotes & Research Trading Products Settings Help

Portfolio Accounts Statements Profile & Security Offers & Apply CommSec One

Search CommSec

Fonterra Super Fund Australian Shares 9738231

Australian Shares 9738231

Linked to settlement account 067-167 1223 4247

Today's Change	▼ \$26,955.00 (4.04%)	Market Value	\$640,055.00
Total Profit/Loss	▼ \$143,142.32 (18.28%)	Total Cost	\$783,197.32

Holdings Transactions

Shares As of 4:05:42 PM Sydney Time, 30 Jun 2022

CODE ▲	AVAIL UNITS	PURCHASE \$	LAST \$	CHANGE \$	CHG %	PROFIT/LOSS \$	P/L %	MKT VALUE \$	WGT %	VALUE CHG \$
CHESS HIN 8144443										
▼ FAIR	3,500	19.133	16.750	-0.180	-1.06	-8,340.15	-12.45	58,625.00	9.16	-630.00
▼ HACK	21,000	10.382	8.750	-0.100	-1.13	-34,280.40	-15.72	183,750.00	28.71	-2,100.00
▼ ROBO	2,200	78.537	57.270	-6.330	-9.95	-46,787.18	-27.08	125,994.00	19.68	-13,926.00
▼ TECH	1,800	100.541	73.790	-4.640	-5.92	-48,151.98	-26.61	132,822.00	20.75	-8,352.00
▼ VAS	1,650	87.543	84.160	-1.180	-1.38	-5,582.61	-3.86	138,864.00	21.70	-1,947.00
Subtotal						-143,142.32	-18.28	640,055.00	100.00	-26,955.00

Issuer Sponsored Holdings

Total						-143,142.32	-18.28	640,055.00	100.00	-26,955.00
--------------	--	--	--	--	--	-------------	--------	------------	--------	------------

Managed Funds

FUND NAME ▲	UNITS	PURCHASE \$	UNIT \$	UNIT \$ DATE	PROFIT/LOSS \$	P/L %	MARKET VALUE \$	WGT %
-------------	-------	-------------	---------	--------------	----------------	-------	-----------------	-------

There are no Managed Funds on this account.

Managed Funds unit prices are not live and are sourced from Morningstar. Please refer to the individual fund managers for any pricing enquiries.

- Contact Details
- Important Information
- Financial Services Guide
- Privacy Policy
- Terms and Conditions

Download the CommSec App



These sites are not affiliated with CommSec and may offer a different privacy policy and level of security.

This site is directed and available to and for the benefit of Australian residents only. Commonwealth Securities Limited ABN 60 067 254 596 AFSL 235814 ("CommSec") is a wholly owned, but not guaranteed, subsidiary of the Commonwealth Bank of Australia ABN 40 123 123 124 AFSL 234945 and both entities are incorporated in Australia with limited liability.

CPIA A/C 429,414.60

30-6-22

80609 - Property Bond

2022 Financial Year

Preparer Steven Lee

Reviewer Sandra Lee

Status Completed

Account Code	Description	CY Balance	LY Balance	Change
00001	14/24 Hoopers Road	(\$3,300.00)	(\$3,300.00)	0%
00002	32 Cessna Drive	(\$23,100.00)	(\$23,100.00)	0%
TOTAL		CY Balance	LY Balance	
		(\$26,400.00)	(\$26,400.00)	

Supporting Documents

◦ General Ledger [Report](#)

Standard Checklist

Attach all source documentation and confirmations of Liability

Fonterra Superannuation Fund

General Ledger

As at 30 June 2022

Transaction Date	Description	Units	Debit	Credit	Balance \$
Property Bond (80609)					
<u>14/24 Hoopers Road (00001)</u>					
01/07/2021	Opening Balance				3,300.00 CR
					3,300.00 CR
<u>32 Cessna Drive (00002)</u>					
01/07/2021	Opening Balance				23,100.00 CR
					23,100.00 CR
Total Debits:	0.00				
Total Credits:	0.00				

84000 - GST Payable/Refundable

2022 Financial Year

Preparer Steven Lee

Reviewer Sandra Lee

Status Completed

Account Code	Description	CY Balance	LY Balance	Change
84000	GST Payable/Refundable	(\$3,501.00)	(\$3,501.24)	(0.01)%
TOTAL		CY Balance	LY Balance	
		(\$3,501.00)	(\$3,501.24)	

Supporting Documents

- Activity Preparation Report [Report](#)
- Activity Preparation Report - Detailed [Report](#)

Standard Checklist

- Attach copy of Activity Preparation Report
- Attach copy of Activity Preparation Report - Detailed
- Confirm Transactions in ATO Portal

Description	Reference	Gross(Inc GST)	GST
Non Capital Purchases			
Legal Fees		198.00	13.50
32 Cessna Drive, Caboolture		1,375.65	0.00
		1,375.65	0.00
		1,375.65	0.00
		1,375.65	0.00
Unit 1, 121 Landsborough Parade		955.85	0.00
		955.85	0.00
14/24 Hoopers Road, Kunda Park QLD		1,140.00	97.29
32 Cessna Drive, Caboolture		5,268.00	440.04
		6,025.00	503.32
14/24 Hoopers Road, Kunda Park QLD		946.06	0.00
32 Cessna Drive, Caboolture		5,458.01	0.00
Unit 1, 121 Landsborough Parade		1,902.03	0.00
32 Cessna Drive, Caboolture		96.80	8.80
		53.00	0.00
14/24 Hoopers Road, Kunda Park QLD		31.00	2.82
32 Cessna Drive, Caboolture		31.00	2.82
32 Cessna Drive, Caboolture		470.25	0.00
		567.75	0.00
		547.39	0.00
		328.38	0.00
Unit 1, 121 Landsborough Parade		266.72	0.00
		214.46	0.00
		284.04	0.00
		288.67	0.00
Total Non Capital Purchases	G11	<u>31,530.86</u>	
Total GST Paid on Purchases	1B		<u>1,068.59</u>

Fonterra Superannuation Fund

Detailed Activity Statement Preparation

For The Period 01 July 2021 - 30 June 2022

Description	Reference	Gross(Inc GST)	GST Rate	GST
Income				
Sales				
Property Income				
14/24 Hoopers Road, Kunda Park QLD				
28/07/2021	Transfer From DAVID MITCHELL rent August	3,300.00	100%	300.00
26/08/2021	Transfer From DAVID MITCHELL rent	3,300.00	100%	300.00
23/09/2021	Transfer From DAVID MITCHELL rent	3,300.00	100%	300.00
27/10/2021	Transfer from CBA NetBank Rudston Securities	3,300.00	100%	300.00
26/11/2021	Transfer From DAVID MITCHELL rent	3,300.00	100%	300.00
27/12/2021	Transfer From DAVID MITCHELL rent	3,300.00	100%	300.00
27/01/2022	Transfer from CBA NetBank Rudston Securities	3,300.00	100%	300.00
23/02/2022	Transfer from CBA NetBank Rudston Securities	3,300.00	100%	300.00
27/03/2022	Transfer From DAVID MITCHELL rent	3,300.00	100%	300.00
26/04/2022	Transfer From DAVID MITCHELL rent	3,300.00	100%	300.00
25/05/2022	Transfer From DAVID MITCHELL rent	3,300.00	100%	300.00
27/06/2022	Transfer From DAVID MITCHELL rent	3,300.00	100%	300.00
		39,600.00		3,600.00
32 Cessna Drive, Caboolture				
05/07/2021	Direct Credit 399589 AKWA WORX Akwa-Worx	12,793.00	100%	1,163.00
05/08/2021	Direct Credit 399589 AKWA WORX Akwa-Worx	12,793.00	100%	1,163.00
06/09/2021	Direct Credit 399589 AKWA WORX Akwa-Worx	12,793.00	100%	1,163.00
05/10/2021	Direct Credit 399589 AKWA WORX Akwa-Worx	12,793.00	100%	1,163.00
05/11/2021	Direct Credit 399589 AKWA WORX Akwa-Worx	12,793.00	100%	1,163.00
06/12/2021	Direct Credit 399589 AKWA WORX Akwa-Worx	12,793.00	100%	1,163.00
05/01/2022	Direct Credit 399589 AKWA WORX Akwa-Worx	12,793.00	100%	1,163.00
07/02/2022	Direct Credit 399589 AKWA WORX Akwa-Worx	12,793.00	100%	1,163.00
07/03/2022	Direct Credit 399589 AKWA WORX Akwa-Worx	12,793.00	100%	1,163.00
05/04/2022	Direct Credit 399589 AKWA WORX Akwa-Worx	12,793.00	100%	1,163.00
05/05/2022	Direct Credit 399589 AKWA WORX Akwa-Worx	12,793.00	100%	1,163.00
06/06/2022	Direct Credit 399589 AKWA WORX Akwa-Worx	12,793.00	100%	1,163.00
		153,516.00		13,956.00
		193,116.00		17,556.00

Fonterra Superannuation Fund

Detailed Activity Statement Preparation

For The Period 01 July 2021 - 30 June 2022

Description	Reference	Gross(Inc GST)	GST Rate	GST
Total Sales	G1	193,116.00		
Total GST collected on Sales	1A			17,556.00
Expenses				
Capital Purchases				
Total Capital Purchases	G10	0.00		
Non Capital Purchases				
Legal Fees				
Legal Fees				
21/06/2022	Transfer To North coast Law NetBank consult re sup	198.00	75%	13.50
		198.00		13.50
		198.00		13.50
Property Expenses - Council Rates				
32 Cessna Drive, Caboolture				
15/09/2021	Direct Debit 114311 MBRC 479027	1,375.65	GST Free	0.00
24/11/2021	Direct Debit 114311 MBRC 479027	1,375.65	GST Free	0.00
16/02/2022	Direct Debit 114311 MBRC 479027	1,375.65	GST Free	0.00
06/06/2022	Direct Debit 114311 MBRC 479027	1,375.65	GST Free	0.00
		5,502.60		0.00
Unit 1, 121 Landsborough Parade				
20/08/2021	Direct Debit 066521 SUNSHINE COAST R 232339	955.85	GST Free	0.00
25/02/2022	Direct Debit 066521 SUNSHINE COAST R 232339	955.85	GST Free	0.00
		1,911.70		0.00
		7,414.30		0.00
Property Expenses - Insurance Premium				
14/24 Hoopers Road, Kunda Park QLD				
19/05/2022	DEFT INSURANCE NetBank BPAY 20362 4051262750057 Ho	1,140.00	100%	97.29
		1,140.00		97.29
32 Cessna Drive, Caboolture				
27/07/2021	Ausure Insurance NetBank BPAY 30510 294341995 cess	5,268.00	100%	440.04
21/06/2022	Ausure Insurance NetBank BPAY 30510 2104935578 ins	6,025.00	100%	503.32
		11,293.00		943.36
		12,433.00		1,040.65

Fonterra Superannuation Fund

Detailed Activity Statement Preparation

For The Period 01 July 2021 - 30 June 2022

Description	Reference	Gross(Inc GST)	GST Rate	GST
Property Expenses - Land Tax				
14/24 Hoopers Road, Kunda Park QLD				
21/12/2021	OSR QLD LAND TAX 1 CommBank app BPAY 6 40000972471	946.06	GST Free	0.00
		<u>946.06</u>		<u>0.00</u>
32 Cessna Drive, Caboolture				
21/12/2021	OSR QLD LAND TAX 1 CommBank app BPAY 6 40000972471	5,458.01	GST Free	0.00
		<u>5,458.01</u>		<u>0.00</u>
Unit 1, 121 Landsborough Parade				
21/12/2021	OSR QLD LAND TAX 1 CommBank app BPAY 6 40000972471	1,902.03	GST Free	0.00
		<u>1,902.03</u>		<u>0.00</u>
		<u>8,306.10</u>		<u>0.00</u>
Property Expenses - Repairs Maintenance				
32 Cessna Drive, Caboolture				
20/01/2022	Transfer To ARLakePlumbing NetBank inv 7340 backfl	96.80	100%	8.80
20/01/2022	MBRC OTHER PAYMENTS NetBank BPAY 339440 6004790270	53.00	GST Free	0.00
		<u>149.80</u>		<u>8.80</u>
		<u>149.80</u>		<u>8.80</u>
Property Expenses - Sundry Expenses				
14/24 Hoopers Road, Kunda Park QLD				
29/12/2021	Transfer to xx8918 CommBank app Xmas gifting	31.00	100%	2.82
		<u>31.00</u>		<u>2.82</u>
32 Cessna Drive, Caboolture				
29/12/2021	Transfer to xx8918 CommBank app Xmas gifting	31.00	100%	2.82
		<u>31.00</u>		<u>2.82</u>
		<u>62.00</u>		<u>5.64</u>
Property Expenses - Water Rates				
32 Cessna Drive, Caboolture				
12/07/2021	Direct Debit 401588 UNITYWATER 8392940	470.25	GST Free	0.00
07/10/2021	Direct Debit 401588 UNITYWATER 8776396	567.75	GST Free	0.00
10/01/2022	Direct Debit 401588 UNITYWATER 9180307	547.39	GST Free	0.00
14/04/2022	Direct Debit 401588 UNITYWATER 9594890	328.38	GST Free	0.00
		<u>1,913.77</u>		<u>0.00</u>

Fonterra Superannuation Fund

Detailed Activity Statement Preparation

For The Period 01 July 2021 - 30 June 2022

Description	Reference	Gross(Inc GST)	GST Rate	GST
Unit 1, 121 Landsborough Parade				
17/09/2021	Direct Debit 401588 UNITYWATER 8689595	266.72	GST Free	0.00
08/12/2021	Direct Debit 401588 UNITYWATER 9021317	214.46	GST Free	0.00
11/03/2022	Direct Debit 401588 UNITYWATER 9436603	284.04	GST Free	0.00
23/06/2022	Direct Debit 401588 UNITYWATER 9916758	288.67	GST Free	0.00
		<u>1,053.89</u>		<u>0.00</u>
		2,967.66		0.00
Total Non Capital Purchases	G11	<u>31,530.86</u>		
Total GST Paid on Purchases	1B			<u>1,068.59</u>

BAS Summary

Total Sales	G1	193,116.00	Total GST Collected on Sales	1A	17,556.00
Total Capital Purchases	G10	0.00	Total GST Paid on Purchases	1B	1,068.59
Total Non Capital Purchases	G11	31,530.86	GST Payable / (Refundable)		16,487.41

85000 - Income Tax Payable/Refundable

2022 Financial Year

Preparer Steven Lee

Reviewer Sandra Lee

Status Completed

Account Code	Description	CY Balance	LY Balance	Change
85000	Income Tax Payable/Refundable	\$3,261.37	\$5,082.83	(35.84)%
TOTAL		CY Balance	LY Balance	
		\$3,261.37	\$5,082.83	

Supporting Documents

- Statement of Taxable Income [Report](#)
- Non Deductible Expense Reconciliation [Report](#)
- Tax Reconciliation Report [Report](#)
- Exempt Pension Reconciliation [Report](#)
- ATO Income Tax.pdf

Standard Checklist

- Attach Actuarial Certificate (if applicable)
- Attach any other Tax reconciliations
- Attach copy of Exempt Pension Reconciliation (if applicable)
- Attach copy of Non Deductible Expense Reconciliation (if applicable)
- Attach copy of Statement of Taxable Income
- Attach copy of Tax Reconciliation Report
- Confirm Transactions in ATO Portal

Fonterra Superannuation Fund

Exempt Current Pension Income Reconciliation

For The Period 01 July 2021 - 30 June 2022

	Date	Account Code	Account Description	Taxable Amount	Actuary/Pool %	Exempt Amount
Segment - 01 July 2021 to 30 June 2022						
<u>Label B</u>						
	01/07/2021	28000/FONTS001_UNIT1,	Unit 1, 121 Landsborough Parade	350.00		
	05/07/2021	28000/FONTS001_32CESS	32 Cessna Drive, Caboolture	11,630.00		
	08/07/2021	28000/FONTS001_UNIT1,	Unit 1, 121 Landsborough Parade	350.00		
	14/07/2021	28000/FONTS001_UNIT1,	Unit 1, 121 Landsborough Parade	350.00		
	21/07/2021	28000/FONTS001_UNIT1,	Unit 1, 121 Landsborough Parade	350.00		
	28/07/2021	28000/FONTS001_14/24HO	14/24 Hoopers Road, Kunda Park QLD	3,000.00		
	28/07/2021	28000/FONTS001_UNIT1,	Unit 1, 121 Landsborough Parade	350.00		
	02/08/2021	28000/FONTS001_UNIT1,	Unit 1, 121 Landsborough Parade	299.00		
	05/08/2021	28000/FONTS001_UNIT1,	Unit 1, 121 Landsborough Parade	350.00		
	05/08/2021	28000/FONTS001_32CESS	32 Cessna Drive, Caboolture	11,630.00		
	13/08/2021	28000/FONTS001_UNIT1,	Unit 1, 121 Landsborough Parade	350.00		
	18/08/2021	28000/FONTS001_UNIT1,	Unit 1, 121 Landsborough Parade	350.00		
	25/08/2021	28000/FONTS001_UNIT1,	Unit 1, 121 Landsborough Parade	350.00		
	26/08/2021	28000/FONTS001_14/24HO	14/24 Hoopers Road, Kunda Park QLD	3,000.00		
	02/09/2021	28000/FONTS001_UNIT1,	Unit 1, 121 Landsborough Parade	350.00		
	06/09/2021	28000/FONTS001_32CESS	32 Cessna Drive, Caboolture	11,630.00		
	09/09/2021	28000/FONTS001_UNIT1,	Unit 1, 121 Landsborough Parade	350.00		
	17/09/2021	28000/FONTS001_UNIT1,	Unit 1, 121 Landsborough Parade	350.00		
	23/09/2021	28000/FONTS001_UNIT1,	Unit 1, 121 Landsborough Parade	350.00		
	23/09/2021	28000/FONTS001_14/24HO	14/24 Hoopers Road, Kunda Park QLD	3,000.00		
	29/09/2021	28000/FONTS001_UNIT1,	Unit 1, 121 Landsborough Parade	350.00		

Fonterra Superannuation Fund

Exempt Current Pension Income Reconciliation

For The Period 01 July 2021 - 30 June 2022

	Date	Account Code	Account Description	Taxable Amount	Actuary/Pool %	Exempt Amount
Label B						
	05/10/2021	28000/FONTS001_32CESS	32 Cessna Drive, Caboolture	11,630.00		
	07/10/2021	28000/FONTS001_UNIT1,	Unit 1, 121 Landsborough Parade	350.00		
	13/10/2021	28000/FONTS001_UNIT1,	Unit 1, 121 Landsborough Parade	350.00		
	20/10/2021	28000/FONTS001_UNIT1,	Unit 1, 121 Landsborough Parade	350.00		
	27/10/2021	28000/FONTS001_UNIT1,	Unit 1, 121 Landsborough Parade	350.00		
	27/10/2021	28000/FONTS001_14/24HO	14/24 Hoopers Road, Kunda Park QLD	3,000.00		
	03/11/2021	28000/FONTS001_UNIT1,	Unit 1, 121 Landsborough Parade	350.00		
	05/11/2021	28000/FONTS001_32CESS	32 Cessna Drive, Caboolture	11,630.00		
	10/11/2021	28000/FONTS001_UNIT1,	Unit 1, 121 Landsborough Parade	365.00		
	18/11/2021	28000/FONTS001_UNIT1,	Unit 1, 121 Landsborough Parade	365.00		
	25/11/2021	28000/FONTS001_UNIT1,	Unit 1, 121 Landsborough Parade	365.00		
	26/11/2021	28000/FONTS001_14/24HO	14/24 Hoopers Road, Kunda Park QLD	3,000.00		
	02/12/2021	28000/FONTS001_UNIT1,	Unit 1, 121 Landsborough Parade	365.00		
	06/12/2021	28000/FONTS001_32CESS	32 Cessna Drive, Caboolture	11,630.00		
	10/12/2021	28000/FONTS001_UNIT1,	Unit 1, 121 Landsborough Parade	350.00		
	15/12/2021	28000/FONTS001_UNIT1,	Unit 1, 121 Landsborough Parade	365.00		
	21/12/2021	28000/FONTS001_UNIT1,	Unit 1, 121 Landsborough Parade	15.00		
	22/12/2021	28000/FONTS001_UNIT1,	Unit 1, 121 Landsborough Parade	365.00		
	27/12/2021	28000/FONTS001_14/24HO	14/24 Hoopers Road, Kunda Park QLD	3,000.00		
	30/12/2021	28000/FONTS001_UNIT1,	Unit 1, 121 Landsborough Parade	365.00		
	05/01/2022	28000/FONTS001_32CESS	32 Cessna Drive, Caboolture	11,630.00		
	06/01/2022	28000/FONTS001_UNIT1,	Unit 1, 121 Landsborough Parade	365.00		
	13/01/2022	28000/FONTS001_UNIT1,	Unit 1, 121 Landsborough Parade	365.00		

Fonterra Superannuation Fund

Exempt Current Pension Income Reconciliation

For The Period 01 July 2021 - 30 June 2022

	Date	Account Code	Account Description	Taxable Amount	Actuary/Pool %	Exempt Amount
Label B						
	19/01/2022	28000/FONTS001_UNIT1,	Unit 1, 121 Landsborough Parade	365.00		
	25/01/2022	28000/FONTS001_UNIT1,	Unit 1, 121 Landsborough Parade	365.00		
	27/01/2022	28000/FONTS001_14/24HO	14/24 Hoopers Road, Kunda Park QLD	3,000.00		
	03/02/2022	28000/FONTS001_UNIT1,	Unit 1, 121 Landsborough Parade	365.00		
	07/02/2022	28000/FONTS001_32CESS	32 Cessna Drive, Caboolture	11,630.00		
	09/02/2022	28000/FONTS001_UNIT1,	Unit 1, 121 Landsborough Parade	365.00		
	17/02/2022	28000/FONTS001_UNIT1,	Unit 1, 121 Landsborough Parade	365.00		
	23/02/2022	28000/FONTS001_14/24HO	14/24 Hoopers Road, Kunda Park QLD	3,000.00		
	24/02/2022	28000/FONTS001_UNIT1,	Unit 1, 121 Landsborough Parade	365.00		
	03/03/2022	28000/FONTS001_UNIT1,	Unit 1, 121 Landsborough Parade	365.00		
	07/03/2022	28000/FONTS001_32CESS	32 Cessna Drive, Caboolture	11,630.00		
	10/03/2022	28000/FONTS001_UNIT1,	Unit 1, 121 Landsborough Parade	365.00		
	16/03/2022	28000/FONTS001_UNIT1,	Unit 1, 121 Landsborough Parade	365.00		
	23/03/2022	28000/FONTS001_UNIT1,	Unit 1, 121 Landsborough Parade	365.00		
	27/03/2022	28000/FONTS001_14/24HO	14/24 Hoopers Road, Kunda Park QLD	3,000.00		
	31/03/2022	28000/FONTS001_UNIT1,	Unit 1, 121 Landsborough Parade	365.00		
	05/04/2022	28000/FONTS001_32CESS	32 Cessna Drive, Caboolture	11,630.00		
	06/04/2022	28000/FONTS001_UNIT1,	Unit 1, 121 Landsborough Parade	365.00		
	14/04/2022	28000/FONTS001_UNIT1,	Unit 1, 121 Landsborough Parade	365.00		
	21/04/2022	28000/FONTS001_UNIT1,	Unit 1, 121 Landsborough Parade	365.00		
	26/04/2022	28000/FONTS001_14/24HO	14/24 Hoopers Road, Kunda Park QLD	3,000.00		
	27/04/2022	28000/FONTS001_UNIT1,	Unit 1, 121 Landsborough Parade	365.00		
	05/05/2022	28000/FONTS001_32CESS	32 Cessna Drive, Caboolture	11,630.00		

Fonterra Superannuation Fund

Exempt Current Pension Income Reconciliation

For The Period 01 July 2021 - 30 June 2022

	Date	Account Code	Account Description	Taxable Amount	Actuary/Pool %	Exempt Amount
Label B						
	05/05/2022	28000/FONTS001_UNIT1,	Unit 1, 121 Landsborough Parade	365.00		
	11/05/2022	28000/FONTS001_UNIT1,	Unit 1, 121 Landsborough Parade	365.00		
	19/05/2022	28000/FONTS001_UNIT1,	Unit 1, 121 Landsborough Parade	365.00		
	25/05/2022	28000/FONTS001_14/24HO	14/24 Hoopers Road, Kunda Park QLD	3,000.00		
	25/05/2022	28000/FONTS001_UNIT1,	Unit 1, 121 Landsborough Parade	365.00		
	01/06/2022	28000/FONTS001_UNIT1,	Unit 1, 121 Landsborough Parade	365.00		
	06/06/2022	28000/FONTS001_32CESS	32 Cessna Drive, Caboolture	11,630.00		
	09/06/2022	28000/FONTS001_UNIT1,	Unit 1, 121 Landsborough Parade	365.00		
	23/06/2022	28000/FONTS001_UNIT1,	Unit 1, 121 Landsborough Parade	365.00		
	27/06/2022	28000/FONTS001_14/24HO	14/24 Hoopers Road, Kunda Park QLD	3,000.00		
	29/06/2022	28000/FONTS001_UNIT1,	Unit 1, 121 Landsborough Parade	365.00		
			Total	194,554.00	100.000 %	194,554.00
Label C						
	01/07/2021	25000/CBA12234247	CBA Direct Investment Account 12234247	33.11		
	01/08/2021	25000/CBA12234247	CBA Direct Investment Account 12234247	47.87		
	01/09/2021	25000/CBA12234247	CBA Direct Investment Account 12234247	5.06		
	16/09/2021	25000/CBA50233788	CBA Term Deposit 50233788	804.84		
	01/10/2021	25000/CBA12234247	CBA Direct Investment Account 12234247	21.63		
	01/11/2021	25000/CBA12234247	CBA Direct Investment Account 12234247	45.87		
	01/12/2021	25000/CBA12234247	CBA Direct Investment Account 12234247	36.43		
	01/01/2022	25000/CBA12234247	CBA Direct Investment Account 12234247	1.39		
	01/05/2022	25000/CBA12234247	CBA Direct Investment Account 12234247	35.92		

Fonterra Superannuation Fund

Exempt Current Pension Income Reconciliation

For The Period 01 July 2021 - 30 June 2022

	Date	Account Code	Account Description	Taxable Amount	Actuary/Pool %	Exempt Amount
Label C						
	01/06/2022	25000/CBA12234247	CBA Direct Investment Account 12234247	61.15		
			Total	1,093.27	100.000 %	1,093.27
Label D1						
	30/06/2022	23800/HACK.AX	Betashares Global Cybersecurity Etf	994.33		
	30/06/2022	23800/FAIR.AX	Betashares Australian Sustainability	176.36		
	30/06/2022	23800/TECH.AX1	Etf Morningstar Global Technology Etf	205.32		
	30/06/2022	23800/PLA0005AU7	Platinum International Health Care	3,392.76		
	30/06/2022	23800/VAS.AX	Vanguard Australian Shares Index Etf	139.31		
	30/06/2022	23800/PLA0002AU8	Platinum International Fund	14,516.70		
			Total	19,424.78	100.000 %	19,424.78
Label M						
	30/06/2022	23800/PLA0005AU7	Platinum International Health Care	1,333.56		
	30/06/2022	23800/VAS.AX	Vanguard Australian Shares Index Etf	10,172.21		
	30/06/2022	23800/FAIR.AX	Betashares Australian Sustainability	1,445.10		
	30/06/2022	23800/PLA0002AU8	Platinum International Fund	158.62		
	30/06/2022	23800/TECH.AX1	Etf Morningstar Global Technology Etf	42.68		
			Total	13,152.17	100.000 %	13,152.17
					Total Segment ECPI *	228,224.22

Fonterra Superannuation Fund

Exempt Current Pension Income Reconciliation

For The Period 01 July 2021 - 30 June 2022

Date	Account Code	Account Description	Taxable Amount	Actuary/Pool %	Exempt Amount
				SMSF Annual Return Rounding	0.22
				Total ECPI	228,224.00

* Total Segment ECPI does not include ECPI amounts from Label A. The total ECPI from Label A is shown separately at the start of the report.

Fonterra Superannuation Fund

Pension Non Deductible Expense Report

For The Period 01 July 2021 - 30 June 2022

	Date	Account Code	Account Description	Amount	Expense %	Deductible	Non Deductible
Segment - 01 July 2021 to 30 June 2022							
Label H							
Deemed Segregated							
	08/03/2022	30700	Auditor's Remuneration	550.00			
			Total	550.00	100.000 %	0.00	550.00

Label I

Deemed Segregated

19/09/2021	42060/FONTS001_UNIT1,	Unit 1, 121 Landsborough Parade	203.00
21/12/2021	42020/FONTS001_14/24HO	14/24 Hoopers Road, Kunda Park QLD	946.06
09/09/2021	42060/FONTS001_UNIT1,	Unit 1, 121 Landsborough Parade	298.00
27/07/2021	41980/FONTS001_32CESS	32 Cessna Drive, Caboolture	4,827.96
24/11/2021	41960/FONTS001_32CESS	32 Cessna Drive, Caboolture	1,375.65
02/10/2021	42060/FONTS001_UNIT1,	Unit 1, 121 Landsborough Parade	164.70
08/12/2021	42150/FONTS001_UNIT1,	Unit 1, 121 Landsborough Parade	214.46
11/03/2022	42150/FONTS001_UNIT1,	Unit 1, 121 Landsborough Parade	284.04
21/12/2021	42020/FONTS001_32CESS	32 Cessna Drive, Caboolture	5,458.01
12/07/2021	42150/FONTS001_32CESS	32 Cessna Drive, Caboolture	470.25
23/06/2022	42150/FONTS001_UNIT1,	Unit 1, 121 Landsborough Parade	288.67
20/08/2021	41960/FONTS001_UNIT1,	Unit 1, 121 Landsborough Parade	955.85
09/09/2021	42060/FONTS001_UNIT1,	Unit 1, 121 Landsborough Parade	59.10

Fonterra Superannuation Fund

Pension Non Deductible Expense Report

For The Period 01 July 2021 - 30 June 2022

	Date	Account Code	Account Description	Amount	Expense %	Deductible	Non Deductible
Label I							
Deemed Segregated							
	07/10/2021	42150/FONTS001_32CESS	32 Cessna Drive, Caboolture	567.75			
	21/12/2021	42020/FONTS001_UNIT1,	Unit 1, 121 Landsborough Parade	1,902.03			
	21/06/2022	41980/FONTS001_32CESS	32 Cessna Drive, Caboolture	5,521.68			
	20/01/2022	42060/FONTS001_32CESS	32 Cessna Drive, Caboolture	53.00			
	20/01/2022	42060/FONTS001_32CESS	32 Cessna Drive, Caboolture	88.00			
	14/04/2022	42150/FONTS001_32CESS	32 Cessna Drive, Caboolture	328.38			
	29/12/2021	42110/FONTS001_14/24HO	14/24 Hoopers Road, Kunda Park QLD	28.18			
	06/06/2022	41960/FONTS001_32CESS	32 Cessna Drive, Caboolture	1,375.65			
	17/09/2021	42150/FONTS001_UNIT1,	Unit 1, 121 Landsborough Parade	266.72			
	29/12/2021	42110/FONTS001_32CESS	32 Cessna Drive, Caboolture	28.18			
	25/02/2022	41960/FONTS001_UNIT1,	Unit 1, 121 Landsborough Parade	955.85			
	28/10/2021	42060/FONTS001_UNIT1,	Unit 1, 121 Landsborough Parade	135.09			
	15/09/2021	41960/FONTS001_32CESS	32 Cessna Drive, Caboolture	1,375.65			
	02/08/2021	42060/FONTS001_UNIT1,	Unit 1, 121 Landsborough Parade	599.00			
	16/02/2022	41960/FONTS001_32CESS	32 Cessna Drive, Caboolture	1,375.65			
	18/02/2022	41980/FONTS001_UNIT1,	Unit 1, 121 Landsborough Parade	975.00			
	10/01/2022	42150/FONTS001_32CESS	32 Cessna Drive, Caboolture	547.39			
	19/05/2022	41980/FONTS001_14/24HO	14/24 Hoopers Road, Kunda Park QLD	1,042.71			
	06/10/2021	42060/FONTS001_UNIT1,	Unit 1, 121 Landsborough Parade	129.91			
			Total	32,841.57	100.000 %	0.00	32,841.57

Fonterra Superannuation Fund

Pension Non Deductible Expense Report

For The Period 01 July 2021 - 30 June 2022

	Date	Account Code	Account Description	Amount	Expense %	Deductible	Non Deductible
Label I							
Label J							
Deemed Segregated							
	08/03/2022	30100	Accountancy Fees	1,245.00			
	21/06/2022	38700	Legal Fees	184.50			
	11/11/2021	30100	Accountancy Fees	195.00			
			Total	1,624.50	100.000 %	0.00	1,624.50
Deemed Segregated							
	18/03/2022	30400	ATO Supervisory Levy	259.00			
			Total	259.00	0.000 %	0.00	259.00
						Label Total	1,883.50
						Total Segment Expenses	35,275.07
						Total Expenses *	35,275.07

* General expense percentage - 100.000 %

* Investment expense percentage - 100.000 %

Fonterra Superannuation Fund

Statement of Taxable Income

For the year ended 30 June 2022

	2022
	\$
Benefits accrued as a result of operations	418,239.22
Less	
Other Non Taxable Income	76.65
Increase in MV of investments	433,076.13
Exempt current pension income	228,224.00
Realised Accounting Capital Gains	(139,240.94)
Accounting Trust Distributions	66,785.18
	<u>588,921.02</u>
Add	
SMSF non deductible expenses	35,274.00
Pension Payments	102,830.00
Franking Credits	3,261.37
Foreign Credits	975.42
Taxable Trust Distributions	9,891.88
Distributed Foreign income	18,449.36
	<u>170,682.03</u>
SMSF Annual Return Rounding	(0.23)
	<u>0.00</u>
Taxable Income or Loss	<u>0.00</u>
Income Tax on Taxable Income or Loss	0.00
Less	
Franking Credits	3,261.37
	<u>(3,261.37)</u>
CURRENT TAX OR REFUND	<u>(3,261.37)</u>
Supervisory Levy	259.00
	<u>(3,002.37)</u>
AMOUNT DUE OR REFUNDABLE	<u>(3,002.37)</u>

Fonterra Superannuation Fund

Tax Reconciliation Report

For the year ended 30 June 2022

Tax Return Label	Date	Account Code	Account Name	Amount \$
H2 - Expenses - SMSF auditor fee non deductible				
	08/03/2022	30700	Auditor's Remuneration	550.00
Sub-Total				550.00
Ignore Cents				0.00
Total				550.00
I2 - Expenses - Investment expenses non deductible				
	12/07/2021	42150/FONTS001_32CES SNADRI	32 Cessna Drive, Caboolture	470.25
	27/07/2021	41980/FONTS001_32CES SNADRI	32 Cessna Drive, Caboolture	4,827.96
	20/08/2021	41960/FONTS001_UNIT1, 121LA	Unit 1, 121 Landsborough Parade	955.85
	09/09/2021	42060/FONTS001_UNIT1, 121LA	Unit 1, 121 Landsborough Parade	298.00
	09/09/2021	42060/FONTS001_UNIT1, 121LA	Unit 1, 121 Landsborough Parade	59.10
	15/09/2021	41960/FONTS001_32CES SNADRI	32 Cessna Drive, Caboolture	1,375.65
	17/09/2021	42150/FONTS001_UNIT1, 121LA	Unit 1, 121 Landsborough Parade	266.72
	19/09/2021	42060/FONTS001_UNIT1, 121LA	Unit 1, 121 Landsborough Parade	203.00
	02/10/2021	42060/FONTS001_UNIT1, 121LA	Unit 1, 121 Landsborough Parade	164.70
	06/10/2021	42060/FONTS001_UNIT1, 121LA	Unit 1, 121 Landsborough Parade	129.91
	07/10/2021	42150/FONTS001_32CES SNADRI	32 Cessna Drive, Caboolture	567.75
	28/10/2021	42060/FONTS001_UNIT1, 121LA	Unit 1, 121 Landsborough Parade	135.09
	24/11/2021	41960/FONTS001_32CES SNADRI	32 Cessna Drive, Caboolture	1,375.65
	08/12/2021	42150/FONTS001_UNIT1, 121LA	Unit 1, 121 Landsborough Parade	214.46
	10/01/2022	42150/FONTS001_32CES SNADRI	32 Cessna Drive, Caboolture	547.39
	20/01/2022	42060/FONTS001_32CES SNADRI	32 Cessna Drive, Caboolture	88.00
	20/01/2022	42060/FONTS001_32CES SNADRI	32 Cessna Drive, Caboolture	53.00
	16/02/2022	41960/FONTS001_32CES SNADRI	32 Cessna Drive, Caboolture	1,375.65
	18/02/2022	41980/FONTS001_UNIT1, 121LA	Unit 1, 121 Landsborough Parade	975.00
	25/02/2022	41960/FONTS001_UNIT1, 121LA	Unit 1, 121 Landsborough Parade	955.85
	11/03/2022	42150/FONTS001_UNIT1, 121LA	Unit 1, 121 Landsborough Parade	284.04
	14/04/2022	42150/FONTS001_32CES SNADRI	32 Cessna Drive, Caboolture	328.38
	19/05/2022	41980/FONTS001_14/24H OOPER	14/24 Hoopers Road, Kunda Park QLD	1,042.71
	21/06/2022	41980/FONTS001_32CES SNADRI	32 Cessna Drive, Caboolture	5,521.68
	23/06/2022	42150/FONTS001_UNIT1, 121LA	Unit 1, 121 Landsborough Parade	288.67
	06/06/2022	41960/FONTS001_32CES SNADRI	32 Cessna Drive, Caboolture	1,375.65
	02/08/2021	42060/FONTS001_UNIT1, 121LA	Unit 1, 121 Landsborough Parade	599.00

Fonterra Superannuation Fund

Tax Reconciliation Report

For the year ended 30 June 2022

Tax Return Label	Date	Account Code	Account Name	Amount \$
I2 - Expenses - Investment expenses non deductible				
	29/12/2021	42110/FONTS001_14/24H	14/24 Hoopers Road, Kunda Park QLD OOPER	28.18
	29/12/2021	42110/FONTS001_32CES	32 Cessna Drive, Caboolture SNADRI	28.18
	21/12/2021	42020/FONTS001_14/24H	14/24 Hoopers Road, Kunda Park QLD OOPER	946.06
	21/12/2021	42020/FONTS001_32CES	32 Cessna Drive, Caboolture SNADRI	5,458.01
	21/12/2021	42020/FONTS001_UNIT1,	Unit 1, 121 Landsborough Parade 121LA	1,902.03
Sub-Total				32,841.57
Ignore Cents				0.57
Total				32,841.00
J2 - Expenses - Management and administration expenses non deductible				
	18/03/2022	30400	ATO Supervisory Levy	259.00
	11/11/2021	30100	Accountancy Fees	195.00
	08/03/2022	30100	Accountancy Fees	1,245.00
	21/06/2022	38700	Legal Fees	184.50
Sub-Total				1,883.50
Ignore Cents				0.50
Total				1,883.00
Y - TOTAL NON DEDUCTIBLE EXPENSES				35,274.00
Sub-Total				35,274.00
Ignore Cents				0.00
Total				35,274.00
Z - TOTAL SMSF EXPENSES				35,274.00
Sub-Total				35,274.00
Ignore Cents				0.00
Total				35,274.00
C1 - Foreign income tax offset				
	30/06/2022	23800/VAS.AX	Vanguard Australian Shares Index Etf	8.68
	30/06/2022	23800/FAIR.AX	Betashares Australian Sustainability Leaders Etf	29.25
	30/06/2022	23800/HACK.AX	Betashares Global Cybersecurity Etf	318.86
	30/06/2022	23800/TECH.AX1	Etf's Morningstar Global Technology Etf	103.43
	30/06/2022	23800/PLA0002AU8	Platinum International Fund	399.52
	30/06/2022	23800/PLA0005AU7	Platinum International Health Care Adjustment	181.41
				(1,041.15)
Sub-Total				0.00
Ignore Cents				0.00
Total				0.00
E1 - Complying fund's franking credits tax offset				

Fonterra Superannuation Fund

Tax Reconciliation Report

For the year ended 30 June 2022

Tax Return Label	Date	Account Code	Account Name	Amount \$
E1 - Complying fund's franking credits tax offset				
	30/06/2022	23800/VAS.AX	Vanguard Australian Shares Index Etf	2,871.60
	30/06/2022	23800/FAIR.AX	Betashares Australian Sustainability Leaders Etf	346.84
	30/06/2022	23800/TECH.AX1	Etf's Morningstar Global Technology Etf	38.38
	30/06/2022	23800/PLA0002AU8	Platinum International Fund	4.55
Sub-Total				3,261.37
Ignore Cents				0.00
Total				3,261.37
E - Refundable tax offsets				
				3,261.37
Sub-Total				3,261.37
Ignore Cents				0.00
Total				3,261.37
I - Remainder of refundable tax offsets				
				3,261.37
Sub-Total				3,261.37
Ignore Cents				0.00
Total				3,261.37
L - Supervisory levy				
				259.00
Sub-Total				259.00
Ignore Cents				0.00
Total				259.00
S - AMOUNT DUE OR REFUNDABLE				
				(3,002.37)
Sub-Total				(3,002.37)
Ignore Cents				0.00
Total				(3,002.37)



Income tax 551

Date generated	08 December 2022
Overdue	\$0.00
Not yet due	\$0.00
Balance	\$0.00

Transactions

4 results found - from **08 December 2020** to **08 December 2022** sorted by **processed date** ordered **newest to oldest**

Processed date	Effective date	Description	Debit (DR)	Credit (CR)	Balance
15 Mar 2022	18 Mar 2022	EFT refund for Income Tax for the period from 01 Jul 20 to 30 Jun 21	\$4,823.83		\$0.00
15 Mar 2022	15 Mar 2022	Tax return Self Man Superfund - Income Tax for the period from 01 Jul 20 to 30 Jun 21		\$4,823.83	\$4,823.83 CR
19 Feb 2021	24 Feb 2021	EFT refund for Income Tax for the period from 01 Jul 19 to 30 Jun 20	\$10,630.58		\$0.00
18 Feb 2021	18 Feb 2021	Tax return Self Man Superfund - Income Tax for the period from 01 Jul 19 to 30 Jun 20		\$10,630.58	\$10,630.58 CR

A - Financial Statements

2022 Financial Year

Preparer Steven Lee

Reviewer Sandra Lee

Status Completed

Supporting Documents

No supporting documents

Standard Checklist

- Attach copy of Financial Statements
- Attach copy of SMSF Annual Return

B - Permanent Documents

2022 Financial Year

Preparer Steven Lee

Reviewer Sandra Lee

Status Completed

Supporting Documents

- Fund Summary Report Report

Standard Checklist

- Attach latest copy of ASIC annual company statement (if corporate trustee)
- Ensure latest copies of ATO Trustee Declarations and ATO confirmation that the fund is a regulated fund is attached
- Ensure latest copies of trustee consents, member consents and registers are attached
- Ensure latest copy of trust deed (including amendments) are attached
- Use [Australian Business Register](#) to ensure details are correct
- Use [Super Fund Lookup](#) to check the eligibility to receive rollovers and contributions

Fonterra Superannuation Fund

Fund Summary Report

As at 30 June 2022

Fund Details

Date Formed: 19/01/1996

Tax File Number: Provided

ABN: 99056828087

Period: 01/07/2021 - 30/06/2022

Fund Type: SMSF

GST Registered: Yes

Postal Address:

2/121 Landsborough Pde

Golden Beach, Queensland 4551

Physical Address:

2/121 Landsborough Pde

Golden Beach, Queensland 4551

Members

Number of Members: 2

Name	Age	Member Accounts	Pension Accounts	Tax File Number	Beneficiary Details
Gonano, Luigi Pacifico	74	4	3	Provided	Not Provided
Harper, Frances Elwyn	68	3	2	Provided	Not Provided

Fund Relationships

Relationship Type	Contact
Accountant	Superhelp Australia Pty Limited
Auditor	Super Audits Pty Ltd
Fund Contact	Gonano, Luigi Pacifico
Tax Agent	Superhelp Australia Pty Ltd
Trustee	Gonano, Luigi Pacifico
Trustee	Harper, Frances Elwyn

C - Other Documents

2022 Financial Year

Preparer Steven Lee

Reviewer Sandra Lee

Status Completed

Supporting Documents

- A08 minutes trust deed signed.jpg
- A02 Investment strategy and property valuation for June 2022 final.pdf
- A08 minutes investment strategy signed.jpg
- A08 minutes share purchases signed.jpg

Standard Checklist

- Attach copy of any SOAs issued during the Financial Year
- Attach copy of Investment Strategy
- Attach signed Engagement Letter
- Attach signed Trustee Representation Letter
- Attach Trustee Minutes prepared during the year

Guidelines for preparing Investment Strategy for SMSF

This is SuperHelp's general guideline for formulating, documenting and reviewing an investment strategy for an SMSF. SuperHelp has made no attempt to seek your specific requirements. You should use your own judgement to decide how you use this guideline, and seek professional advice if required.

The ATO requires that your SMSF must have a written investment strategy, and the strategy be regularly reviewed by the trustees, and that the fund's investments conform to the stated strategy.

With a written strategy, the investments are made according to a well-formed plan, which helps in meeting the fund's objectives.

ATO does not impose or recommend any set standard for the format, style or content of the investment strategy document. You are free to adopt any standard you see appropriate.

An example investment strategy - "Example Investment Strategy for Joe & Beth Bloggs Superannuation Fund" is included below. This should be treated as an example only, and you should formulate your own strategy document.

SuperHelp recommends that the Investment Strategy document should include the following sections -

1. **Investment Objective:** State very briefly what you wish to achieve in a general, broad sense. What returns are you targeting for? Mainly income, or growth, or both? Is a lumpsum payment likely in near future?
2. **Member's profiles and needs:** State the situation the members are in, and their needs
 - their age and gender,
 - current employment status, and when they are likely to retire if currently in employment
 - what kinds of investment classes they are comfortable with - risk profile
 - whether they have the skill and time to manage investments actively or whether they prefer to use other's services to manage investments,
 - liquidity needs of the fund - for any benefit payments (lumpsum or pension) now or in the near future, expenses, insurance, surcharge, investments etc.
3. **Desired Investments:** Determine the investment classes (cash, fixed interest, property, shares, bonds, etc.) that you will invest in. If required, use a financial advisor. Take into account among other things -
 - the targeted return,
 - the expected risk/volatility,
 - your liquidity needs, and the ability of the fund to meet its current and future liabilities,
 - diversification, and
 - Your situation with Centrelink or other welfare payments

You may determine a suggested range of asset's percentage to invest in each class, if appropriate to do so. You may state how the investment performance will be monitored and the investments managed.

4. **Confirmation:** Confirm that your trust deed allows all your chosen investment classes.

The document must be dated and signed by all trustees. A minute should be recorded to the effect. If it is a review of a previous strategy, the original date of the now expired strategy should be mentioned.

Whenever investments are made or liquidated, a check for conformity with the investment strategy should be performed.

This investment strategy should be reviewed at least once a year, and the review should be minuted. A review may also be desirable when the fund returns are found not satisfactory, when there is change of members, when a major investment is proposed that falls outside existing strategy, when new investment products are made available, or when there are major legislation changes to superannuation or taxation.

Investment Strategy

for

Fonterra Superannuation Fund

updated on September 2022

This strategy is an update of that previously adopted in August 2021

1. Investment Objective

The investment objective of the Fund is to generate capital growth in line with inflation over the long term, using secure investments, whilst generating an income to support the pension requirements of the two members.

2. Member's Profile and needs

- Lou (male) is 74, Frances(female) is 68. Both are retired and in relatively good health.
- Both members are in pension mode and expecting to draw minimum pensions.
- Both members have sufficient wealth that they prefer secure lower-risk investments, rather than aiming for higher performance with greater risk.
- The members have the skill and time to select and actively manage investments.
- Superannuation assets presently constitute a large part of their overall assets, the rest being in their personal savings/investments and homes.
- They do **not** have any financial commitments for their two adult children.
- Although they plan to draw minimum pensions, they would like to maintain sufficient liquidity to allow for unforeseen expenses such as medical expenses.

3. Desired Investments

- The majority of the fund will remain as direct investment in property. This both insulates the capital of the Fund from extreme fluctuations experienced in the share market, and produces a more regular and reliable income than shares. The balance will be in shares, cash or fixed interest investments. Managed Funds and ETF's will be used for specific objectives such as to provide exposure to international companies or the technology revolution.
- This approach is expected to provide reasonable long-term growth as well as reliable income.
- Since the vast majority of assets are low to very low risk, it is not considered necessary to have many investments to spread risk.
- The level of exposure to these investments at any particular time will be actively managed, based on the anticipated returns and perceived market risks. There is no minimum or maximum set targets for the proportion in any asset class. It is possible, therefore, that exposure to any asset class at any point in time may be relatively very high or very low, even zero.
- A bank investment/trading account and term deposits will be used for maintaining limited liquidity.

4. Liquidity & Diversification

- The members are expected to draw minimum pensions from the fund through the medium-term future, so liquidity will be maintained at a level to comfortably allow for these withdrawals, and also allowing for possible disturbances to income from the investments. If larger than expected withdrawals are made that are not covered by cash balances, these will be covered by sales of shares or units.
- **Insurance for members.** The trustees have considered the death and disability insurance needs for both members. Neither have financial dependants, and both have adequate and independent financial reserves within the fund and also outside the fund to provide for a continuation of existing lifestyles should either member die or become disabled. It is therefore decided that insurance is not required.

5. Superannuation Deed

The investments that are being made are allowed within the terms of the fund trust deed.

Signed by the Trustees

.....

Luigi Gonano)

(Frances Harper)

Date

Fonterra Super Fund – Valuation of Real Estate Assets at Year End June 2022

The Fund includes three real estate investment properties viz,

14/24 Hoopers Road Kunda Park Qld 4558 (purchased May 2013)
32 Cessna Drive, Caboolture Qld (purchased July 2013)
1/121 Landsborough Parade, Golden Beach 4551 (purchased Dec 2013)

These properties were purchased purely as investments, to produce a long-term stable income to the Fund.

The trustees note the ATO requirements that:

- An asset must be valued at its [market value](#)

And

- The valuation should be based on objective and supportable data.

And confirm that these requirements have been met.

We also note that the valuation may be made by a

- person without formal valuation qualifications but who has specific experience or knowledge in a particular area.

And consider we are adequately experienced and knowledgeable to make the valuations as detailed below.

The following determinations have been made:

1/121 Landsborough Parade, Golden Beach.

- For the purposes of a valuation, we received advice from a licenced local real estate agent specialising in residential houses and units (Mr Roger Watson). He suggested a comparison with recently sold comparable units. (See list at end of document)
- Six units sold within a 3km radius have been evaluated, mostly with better features such as more garaging, larger external areas, and an additional bathroom. These range in price from \$510,000 to \$575,000.
- According to [Investment Property Golden Beach, Queensland, Sunshine Coast, 4551 \(realestateinvestar.com.au\)](#) the rate of return in GB is 3.68% for units. Based on a rent of \$375 (Actual rent set in December 2021 plus \$10 increase to June 2022) this gives a valuation of \$530,000
- The governments land valuation has held steady at \$172,500.
- Considering everything mentioned above, the valuation based on rental return is in concurrence with valuations of the compared properties. The value is therefore increased from \$414,000 to **\$530,000**

The following two properties are commercial properties. The marketability and value of this type of property is directly related to the income that can be derived. It is therefore reasonable and most appropriate to adopt an income-based approach to valuing these properties.

14/24 Hoopers Rd, Kunda Park. The tenant continues at the same rental as of last year. From discussions with two specialist commercial agent, the expected yield in the current market appears to have reduced from around 7 %, to the 6.0 to 6.25 (The Commercial Group) for one appraiser and 6.35 to 6.4 for the other (Ray White, Aaron Canavan). The valuations respectively are \$600K, 576K, 567K and 562K. Based on these data with an emphasis on the more local Ray White data, a valuation of **\$565,000** is adopted.

32 Cessna Drive, Caboolture. The rent has continued unchanged with the same current tenant. The government's land valuation has held steady at \$495,000. A formal reply to an appraisal request has been made

by Aaron Canavan of Ray White who some months ago valued the property at between 2.1 and 2.2 million dollars. However it is noted that market has softened in the last 6 months, with yields increasing slightly (causing prices to drop) and the current rent is below his assumed value. Based on his expected yield of 6.35%, and current rent, the property is valued at **\$1.95m**. This is an increase of \$350,000 in the last 12 months.

Luigi Gonano and Frances Harper, Trustees

21st October 2022

Properties sales referenced for valuation of 1/121 Landsborough Parade

1,61 Taylor St. 575k gb **June 22 similar style/age. 2 storey. Body corp. Very similar position. Very similar accommodation and outdoor area**

12,31 north St 560k gb **good comparison, similar yard. Body corp .**

61,4 caloundra Rd 550k gb **sold Sep 22, looks better than us**

9a Amber drive caloundra 510k **Aug 22, with 2 bathrooms but 2 storey. Small yard. Attractive style. Body corp.**


49,31 north St 540k **sold Aug 22 Much more spacious outside. Body corp.**

Fonterra Superannuation Fund
ABN: 99 056 828 087


Minutes of meeting of Trustees

Date: 21 October 2022 **Time commenced:** 10.00 AM
Place: Unit 2/21 Landsborough Parade, Golden Beach 4551.
Chaired by: Luigi Gonano
Attendees: Luigi Gonano, Frances Harper
Subject: Investment strategy and property valuations

The trustees reviewed the revised investment strategy and the property valuations for the 2022 accounts and agreed they were a true and correct reflection of our position


Chairperson's / Trustee Signature:

21 Oct 2022
Date


Trustee Signature:

21 Oct 2022
Date

Fonterra Superannuation Fund
ABN: 99 056 828 087

Minutes of meeting of Trustees

Date: 25/07/2021 **Time commenced:** 10.00 AM
Place: Unit 2/21 Landsborough Parade, Golden Beach 4551.
Chaired by: Luigi Gonano
Attendees: Luigi Gonano, Frances Harper
Subject: Review and Repositioning of share portfolio

The meeting was convened by the trustees to review the current share portfolio in light of global macroeconomic conditions influenced by Covid and the widespread gradual trend to switch to green renewable energy sources.

It was resolved to eliminate our remaining small exposure to carbon fuels (Woodside Petroleum) and increase our holdings in technology stocks such as cyber security, artificial intelligence and robotics.


The Chairman was authorized to undertake share trading to this effect at opportune times over the next six months.

There being no further business, the meeting closed.

Confirmed as a true record of the meeting held today.


Chairperson's / Trustee Signature:

25 July 2021
Date


Trustee Signature:

25 July 2021
Date

Fonterra Superannuation Fund
ABN: 99 056 828 087


Minutes of meeting of Trustees

Date: 14 April 2022 **Time commenced:** 10.00 AM
Place: Unit 2/21 Landsborough Parade, Golden Beach 4551.
Chaired by: Luigi Gonano
Attendees: Luigi Gonano, Frances Harper
Subject: New trustee deed

The trustees reviewed the deed as prepared by Superhelp and agreed to adopt it for the fund


Chairperson's / Trustee Signature:

14 April 22
Date


Trustee Signature:

14 April 22
Date

D - Pension Documentation

2022 Financial Year

Preparer Steven Lee

Reviewer Sandra Lee

Status Completed

Supporting Documents

- Transfer Balance Account Summary Report
- Pension Summary Report Report

Standard Checklist

- Attach Actuarial Certificate
- Attach documentation supporting any pensions commenced during the financial year
- Attach documentation supporting any pensions commuted during the financial year
- Ensure correct Transfer Balance Account Reports have been lodged with the ATO

Fonterra Superannuation Fund

Pension Summary

As at 30 June 2022

Member Name : Gonano, Luigi Pacifico

Member Age : 73* (Date of Birth : Provided)

Member Code	Pension Type	Pension Start Date	Tax Free	Min / PF	Minimum	Maximum	Gross Pension Payments	PAYG	Net Pension Payment	Amount to reach Minimum
GONLUI0001P	Account Based Pension	01/07/2006	30.32%	2.50%	\$23,360.00*	N/A	\$23,360.00	\$0.00	\$23,360.00	\$0.00

*COVID-19 50% reduction has been applied to the minimum pension amount.

GONLUI0002P	Account Based Pension	01/07/2009	65.36%	2.50%	\$17,950.00*	N/A	\$17,950.00	\$0.00	\$17,950.00	\$0.00
-------------	-----------------------	------------	--------	-------	--------------	-----	-------------	--------	-------------	--------

*COVID-19 50% reduction has been applied to the minimum pension amount.

GONLUI0003P	Account Based Pension	01/07/2013	66.62%	2.50%	\$9,850.00*	N/A	\$9,850.00	\$0.00	\$9,850.00	\$0.00
-------------	-----------------------	------------	--------	-------	-------------	-----	------------	--------	------------	--------

*COVID-19 50% reduction has been applied to the minimum pension amount.

					\$51,160.00	\$0.00	\$51,160.00	\$0.00	\$51,160.00	\$0.00
--	--	--	--	--	--------------------	---------------	--------------------	---------------	--------------------	---------------

Member Name : Harper, Frances Elwyn

Member Age : 67* (Date of Birth : Provided)

Member Code	Pension Type	Pension Start Date	Tax Free	Min / PF	Minimum	Maximum	Gross Pension Payments	PAYG	Net Pension Payment	Amount to reach Minimum
HARFRA00001P	Account Based Pension	01/07/2009	39.04%	2.50%	\$37,370.00*	N/A	\$37,370.00	\$0.00	\$37,370.00	\$0.00

*COVID-19 50% reduction has been applied to the minimum pension amount.

HARFRA00002P	Account Based Pension	01/07/2014	73.27%	2.50%	\$14,300.00*	N/A	\$14,300.00	\$0.00	\$14,300.00	\$0.00
--------------	-----------------------	------------	--------	-------	--------------	-----	-------------	--------	-------------	--------

*COVID-19 50% reduction has been applied to the minimum pension amount.

Fonterra Superannuation Fund

Pension Summary

As at 30 June 2022

					\$51,670.00	\$0.00	\$51,670.00	\$0.00	\$51,670.00	\$0.00
--	--	--	--	--	-------------	--------	-------------	--------	-------------	--------

Total :

					\$102,830.00	\$0.00	\$102,830.00	\$0.00	\$102,830.00	\$0.00
--	--	--	--	--	--------------	--------	--------------	--------	--------------	--------

*Age as at 01/07/2021 or pension start date for new pensions.

Fonterra Superannuation Fund
Transfer Balance Account Summary

For The Period 01 July 2021 - 30 June 2022

Member	Pension Type	Date	Lodgment Date	Transaction Type	Event Type	Debit	Credit	Balance	Cap Limit	Remaining Cap
Frances Elwyn Harper	Below Cap									
		01/07/2021		Cap Indexation (0%)	N/A				1,600,000.00	1,904.83
		01/07/2021		Opening Balance				1,598,095.17	1,600,000.00	1,904.83
Luigi Pacifico Gonano	Below Cap									
		01/07/2021		Cap Indexation (0%)	N/A				1,600,000.00	1,751.76
		01/07/2021		Opening Balance				1,598,248.24	1,600,000.00	1,751.76

E - Estate Planning

2022 Financial Year

Preparer Steven Lee

Reviewer Sandra Lee

Status Completed

Supporting Documents

No supporting documents

Standard Checklist

- Attach Death Benefit Nominations (if applicable)
- Attach Life Insurance Policies (if applicable)
- Attach Reversionary Pension documentation (if applicable)
- Attach SMSF Will (if applicable)
- Review current Estate planning to ensure it matches wishes of members