
Workpapers - 2023 Financial Year

R & L Hurst Superannuation Fund

Preparer: Kelly Fu

Reviewer: Kelly Fu

Printed: 07 February 2024

Lead Schedule

2023 Financial Year

Code	Workpaper	CY Balance	LY Balance	Change	Status
23800	Distributions Received	(\$20,271.09)	(\$41,058.73)	(50.63)%	Completed
23900	Dividends Received	(\$10,364.24)	(\$9,964.23)	4.01%	Completed
24200	Contributions	(\$55,000.00)	(\$55,000.00)	0%	Completed
24700	Changes in Market Values of Investments	(\$352,223.72)	\$109,292.54	(422.28)%	Completed
25000	Interest Received	(\$623.35)	(\$103.31)	503.38%	Completed
26500	Other Investment Income	(\$110.70)	(\$0.26)	42476.92%	Completed
28000	Property Income	(\$56,000.00)	(\$52,000.00)	7.69%	Completed
30100	Accountancy Fees	\$3,410.00	\$3,410.00	0%	Completed
30400	ATO Supervisory Levy	\$259.00	\$259.00	0%	Completed
30700	Auditor's Remuneration	\$880.00	\$825.00	6.67%	Completed
37500	Investment Expenses	\$6,287.01	\$5,123.63	22.71%	Completed
39000	Life Insurance Premiums	\$10,493.40	\$8,799.75	19.25%	Completed
41960	Property Expenses - Council Rates	\$7,497.65	\$7,270.95	3.12%	Completed
42150	Property Expenses - Water Rates	\$861.10	\$795.78	8.21%	Completed
48500	Income Tax Expense	\$47,360.35	\$3,760.42	1159.44%	Completed
49000	Profit/Loss Allocation Account	\$417,544.59	\$18,589.46	2146.14%	Completed
50000	Members	(\$1,892,202.20)	(\$1,467,857.61)	28.91%	Completed

Code	Workpaper	CY Balance	LY Balance	Change	Status
59200	Contribution Reserve	\$0.00	(\$6,800.00)	100%	Completed
60400	Bank Accounts	\$78,198.24	\$36,033.55	117.02%	Completed
60800	Term Deposits	\$15,000.00	\$15,000.00	0%	Completed
61800	Distributions Receivable	\$12,620.67	\$27,222.57	(53.64)%	Completed
72300	Derivatives (Options, Hybrids, Future Contracts)	\$4.00	\$14.70	(72.79)%	Completed
74700	Managed Investments (Australian)	\$591,560.46	\$545,154.49	8.51%	Completed
77250	Real Estate Properties (Australian - Non Residential)	\$850,000.00	\$550,000.00	54.55%	Completed
77600	Shares in Listed Companies (Australian)	\$276,271.69	\$213,250.95	29.55%	Completed
78200	Units in Listed Unit Trusts (Australian)	\$99,244.43	\$77,720.20	27.69%	Completed
85000	Income Tax Payable /Refundable	\$1,511.54	\$1,927.09	(21.56)%	Completed
86000	PAYG Payable	(\$2,777.00)	\$0.00	100%	Completed
89000	Deferred Tax Liability /Asset	(\$29,431.83)	\$8,334.06	(453.15)%	Completed
A	Financial Statements				N/A - Not Applicable
B	Permanent Documents				N/A - Not Applicable
C	Other Documents				N/A - Not Applicable
D	Pension Documentation				N/A - Not Applicable
E	Estate Planning				N/A - Not Applicable

23800 - Distributions Received

2023 Financial Year

Preparer Kelly Fu

Reviewer Kelly Fu

Status Completed

Account Code	Description	CY Balance	LY Balance	Change
ALX.AX	Atlas Arteria		(\$601.20)	100%
CHC.AX	Charter Hall Group	(\$161.60)	(\$166.40)	(2.88)%
GMG.AX	Goodman Group	(\$71.25)	(\$142.51)	(50)%
HURSTNORTH	North Investment	(\$18,119.46)	(\$39,812.50)	(54.49)%
IFRA.AX	Vaneck Ftse Global Infrastructure (hedged) Etf	(\$738.72)	(\$151.04)	389.09%
IXJ.AX	Ishares Global Healthcare Etf	(\$382.51)	(\$144.19)	165.28%
QPON.AX	Betashares Australian Bank Senior Floating Rate Bond Etf	(\$797.55)	(\$40.89)	1850.48%
TOTAL		CY Balance	LY Balance	
		(\$20,271.09)	(\$41,058.73)	

Supporting Documents

- Investment Income Comparison Report [Report](#)
- Distribution Reconciliation Report [Report](#)
- CHC_Tax_Statement_2023_.pdf [CHC.AX](#)
- 23800 - GMG_Issuer_Annual_Tax_Statement_2023_08_25.pdf [GMG.AX](#)
- 23800 - IDPS_Tax_Statement_2022-2023_Ref392006_1.pdf [HURSTNORTH](#)
- IDPS Tax Statement 2022-2023.pdf [HURSTNORTH](#)
- 23800 - IFRA_Tax_Statement_2023_.pdf [IFRA.AX](#)
- 23800 - IXJ_Issuer_Annual_Tax_Statement_2023_08_01.pdf [IXJ.AX](#)
- 23800 - QPON_Tax_Statement_2023_.pdf [QPON.AX](#)

External URLs

No External URLs

Standard Checklist

- Attach a copy of all Tax Statements.
- Attach a copy of Distribution Reconciliation Report
- Ensure all Distributions have been reviewed on [Distribution Tax Automation](#)

R & L Hurst Superannuation Fund

Distribution Reconciliation Report

For The Period 01 July 2022 - 30 June 2023

Date	Payment Received	Non Primary Production Income (A) * ₁				Distributed Capital Gains (B) * ₂					Foreign Income * ₃		Non-Assessable			Taxable Income
		Franked	Unfranked	Interest/ Other	Franking Credits	Discounted (After Discount)	Rate * ₅	CGT Concession	Indexed	Other	Foreign Income	Foreign Credits	Tax Exempt	Tax Free	Tax Deferred / AMIT * ₆	
Managed Investments (Australian)																
HURSTNORTH North Investment																
30/06/2023	6,177.40						S									0.00
30/06/2023	11,942.06						S									0.00
30/06/2023	0.00	952.07	11.27	851.41	426.25	7,855.59	S	3,927.57	0.00	13.52	4,977.87	724.50	0.00		(469.84)	15,812.48
	18,119.46	952.07	11.27	851.41	426.25	7,855.59		3,927.57	0.00	13.52	4,977.87	724.50	0.00		(469.84)	15,812.48
<i>Net Cash Distribution:</i>	<i>18,119.46</i>															
	18,119.46	952.07	11.27	851.41	426.25	7,855.59		3,927.57	0.00	13.52	4,977.87	724.50	0.00		(469.84)	15,812.48
Units in Listed Unit Trusts (Australian)																
CHC.AX Charter Hall Group																
31/08/2022	49.49						S									0.00
28/02/2023	112.11						S									0.00
30/06/2023	0.00	99.95	0.00	9.44	42.84	19.03	I	19.03	0.00	0.00	0.00	0.00	0.00	0.00	14.15	171.26
	161.60	99.95	0.00	9.44	42.84	19.03		19.03	0.00	0.00	0.00	0.00	0.00	0.00	14.15	171.26
<i>Net Cash Distribution:</i>	<i>161.60</i>															
GMG.AX Goodman Group																
24/02/2023	71.25						S									0.00
30/06/2023	0.00	0.00	0.00	8.62	0.00	26.69	I	26.69	0.00	0.00	9.25	0.70	0.00	0.00	0.00	45.26
	71.25	0.00	0.00	8.62	0.00	26.69		26.69	0.00	0.00	9.25	0.70	0.00	0.00	0.00	45.26

R & L Hurst Superannuation Fund

Distribution Reconciliation Report

For The Period 01 July 2022 - 30 June 2023

Date	Payment Received	Non Primary Production Income (A) * ₁				Distributed Capital Gains (B) * ₂					Foreign Income * ₃		Non-Assessable			Taxable Income	
		Franked	Unfranked	Interest/ Other	Franking Credits	Discounted (After Discount)	Rate * ₅	CGT Concession	Indexed	Other	Foreign Income	Foreign Credits	Tax Exempt	Tax Free	Tax Deferred / AMIT * ₆		
16/11/2022	67.29						S									0.00	
16/12/2022	65.25						S									0.00	
18/01/2023	65.27						S									0.00	
16/02/2023	69.71						S									0.00	
16/03/2023	61.14						S									0.00	
20/04/2023	72.44						S									0.00	
16/05/2023	65.63						S									0.00	
19/06/2023	77.44						S									0.00	
30/06/2023	100.65						S									0.00	
30/06/2023	0.00	0.00	0.00	683.79	0.00	0.00	I	0.00	0.00	0.00	0.00	0.00	0.00	0.00	0.00	113.76	683.79
	797.55	0.00	0.00	683.79	0.00	0.00		0.00	0.00	0.00	0.00	0.00	0.00	0.00	0.00	113.76	683.79
<i>Net Cash Distribution:</i>		797.55															
	2,151.63	99.95	0.00	701.88	44.24	275.75		275.74	0.00	94.40	309.17	53.53	0.00	0.00	394.74	1,578.92	

R & L Hurst Superannuation Fund

Distribution Reconciliation Report

For The Period 01 July 2022 - 30 June 2023

Date	Non Primary Production Income (A) * ₁			Distributed Capital Gains (B) * ₂				Foreign Income * ₃		Non-Assessable				Taxable Income		
	Payment Received	Franked	Unfranked	Interest/ Other	Franking Credits	Discounted (After Discount)	Rate * ₅	CGT Concession	Indexed	Other	Foreign Income	Foreign Credits	Tax Exempt		Tax Free	Tax Deferred / AMIT * ₆
TOTAL	20,271.09	1,052.02	11.27	1,553.29	470.49	8,131.34		4,203.31	0.00	107.92	5,287.04	778.03	0.00	0.00	(75.10)	17,391.40

Total Distributed Gains

Discount Rate	Discounted	Gross
Superfund 1/3	7,855.59	11,796.91
Individual 50%(I)	275.75	645.89
Total	8,131.34	12,442.80

*₁ Summary of Non Primary Production Income (A)

Tax Label	Franked	Unfranked	Interest/Other	Less Other Deduction	Income Before Credits * ₇	Franking Credits	Total Including Credits
11M Gross trust distributions	1,052.02	11.27	1,553.29	0.00	2,616.58	470.49	3,087.07

*₂ Forms part of the Net Capital Gains calculation for Tax Label 11A.

*₃ Forms part of the Foreign Credits calculation for Tax Label 11D, D1, 13C1.

*₄ Taxable Income is designed to match Tax Statement provided by Fund Manager.

Taxable Income in the SMSF Annual Return will be different due to application of Capital Losses in Net Capital Gain calculation and application of different discount method.

*₅ This is the discount rate selected for the transaction. "S" being Super Funds at 1/3 and "I" being Individual at 50%.

*₆ AMIT cost base net increase is reflected as negative amount i.e. negative tax deferred and AMIT cost base net decrease is reflected as positive amount i.e. positive tax deferred.

*₇ Sum of Income Before Credits reconciles with Taxable Trust Distributions in Statement of Taxable Income.

^ Variance between Payment Received and Net Cash Distribution.

R & L Hurst Superannuation Fund

Investment Income Comparison Report

As at 30 June 2023

Investment	Ledger Data			ASX & UUT Data							
	Transaction Date	Income Amount	Franking Credit	Date Payable	Ex Div/Dist Date	Units On Hand	45 Day Qualified	Amount per share/unit	Estimated Income	Estimated Franking*	
Reconciled											
Shares in Listed Companies (Australian)											
AMC.AX	Amcor Limited	28/09/2022	100.63	0.00	28/09/2022	07/09/2022	583.00	583.00	0.1726	100.63	0.00
AMC.AX	Amcor Limited	13/12/2022	113.34	0.00	13/12/2022	22/11/2022	583.00	583.00	0.1944	113.34	0.00
AMC.AX	Amcor Limited	21/03/2023	100.86	0.00	21/03/2023	28/02/2023	583.00	583.00	0.1730	100.86	0.00
AMC.AX	Amcor Limited	20/06/2023	107.45	0.00	20/06/2023	23/05/2023	583.00	583.00	0.1843	107.45	0.00
ANZ.AX	ANZ Group Holdings Limited	01/07/2022	223.20	95.66	01/07/2022	09/05/2022	310.00	310.00	0.7200	223.20	95.66
ANZ.AX	ANZ Group Holdings Limited	15/12/2022	291.56	124.95	15/12/2022	07/11/2022	394.00	394.00	0.7400	291.56	124.95
ARG.AX	Argo Investments Limited	16/09/2022	191.08	81.89	16/09/2022	26/08/2022	1,124.00	1,124.00	0.1700	191.08	81.89
ARG.AX	Argo Investments Limited	10/03/2023	185.46	79.48	10/03/2023	17/02/2023	1,124.00	1,124.00	0.1650	185.46	79.48
BHP.AX	BHP Group Limited	23/09/2022	1,541.31	660.56	22/09/2022	01/09/2022	604.00	604.00	2.5518	1,541.31	660.56
BHP.AX	BHP Group Limited	30/03/2023	823.64	352.99	30/03/2023	09/03/2023	604.00	604.00	1.3636	823.64	352.99
CPU.AX	Computershare Limited.	12/09/2022	64.80	0.00	12/09/2022	16/08/2022	216.00	216.00	0.3000	64.80	0.00
CPU.AX	Computershare Limited.	21/03/2023	64.80	0.00	21/03/2023	21/02/2023	216.00	216.00	0.3000	64.80	0.00
CSL.AX	CSL Limited	05/10/2022	75.61	3.24	05/10/2022	06/09/2022	43.00	43.00	1.7583	75.61	3.24
CSL.AX	CSL Limited	05/04/2023	69.72	0.00	05/04/2023	09/03/2023	43.00	43.00	1.6215	69.72	0.00
EVN.AX	Evolution Mining Limited	30/09/2022	111.45	47.76	30/09/2022	30/08/2022	3,715.00	3,715.00	0.0300	111.45	47.76
EVN.AX	Evolution Mining Limited	02/06/2023	74.30	31.84	02/06/2023	28/02/2023	3,715.00	3,715.00	0.0200	74.30	31.84
JBH.AX	Jb Hi-fi Limited	09/09/2022	368.73	158.03	09/09/2022	25/08/2022	241.00	241.00	1.5300	368.73	158.03
JBH.AX	Jb Hi-fi Limited	10/03/2023	474.77	203.47	10/03/2023	23/02/2023	241.00	241.00	1.9700	474.77	203.47
JHX.AX	James Hardie Industries Plc	29/07/2022	112.14		29/07/2022	26/05/2022	267.00	267.00	0.4200	112.14	0.00
LOV.AX	Lovisa Holdings Limited	20/10/2022	133.20	17.13	20/10/2022	14/09/2022	360.00	360.00	0.3700	133.20	17.13

R & L Hurst Superannuation Fund

Investment Income Comparison Report

As at 30 June 2023

Investment	Ledger Data				ASX & UUT Data						
	Transaction Date	Income Amount	Franking Credit	Date Payable	Ex Div/Dist Date	Units On Hand	45 Day Qualified	Amount per share/unit	Estimated Income	Estimated Franking*	
LOV.AX	Lovisa Holdings Limited	20/04/2023	136.80	58.63	20/04/2023	07/03/2023	360.00	360.00	0.3800	136.80	58.63
MIN.AX	Mineral Resources Limited	23/09/2022	117.00	50.14	23/09/2022	02/09/2022	117.00	117.00	1.0000	117.00	50.14
MIN.AX	Mineral Resources Limited	30/03/2023	140.40	60.17	30/03/2023	09/03/2023	117.00	117.00	1.2000	140.40	60.17
MQG.AX	Macquarie Group Limited	04/07/2022	269.50	46.20	04/07/2022	16/05/2022	77.00	77.00	3.5000	269.50	46.20
MQG.AX	Macquarie Group Limited	13/12/2022	264.00	45.26	13/12/2022	07/11/2022	88.00	88.00	3.0000	264.00	45.26
NAB.AX	National Australia Bank Limited	14/12/2022	463.32	198.57	14/12/2022	15/11/2022	594.00	594.00	0.7800	463.32	198.57
ORG.AX	Origin Energy Limited	30/09/2022	195.53	62.85	30/09/2022	06/09/2022	1,185.00	1,185.00	0.1650	195.52	62.85
ORG.AX	Origin Energy Limited	24/03/2023	195.53	83.80	24/03/2023	28/02/2023	1,185.00	1,185.00	0.1650	195.52	83.80
QBE.AX	QBE Insurance Group Limited	23/09/2022	51.75	2.22	23/09/2022	18/08/2022	575.00	575.00	0.0900	51.75	2.22
QBE.AX	QBE Insurance Group Limited	14/04/2023	172.50	7.39	14/04/2023	06/03/2023	575.00	575.00	0.3000	172.50	7.39
RWC.AX	Reliance Worldwide Corporation Limited	07/10/2022	134.93	5.78	07/10/2022	08/09/2022	1,890.00	1,890.00	0.0714	134.93	5.78
RWC.AX	Reliance Worldwide Corporation Limited	06/04/2023	122.72	5.26	06/04/2023	09/03/2023	1,890.00	1,890.00	0.0649	122.72	5.26
S32.AX	South32 Limited	13/10/2022	260.10	111.47	13/10/2022	15/09/2022	1,035.00	1,035.00	0.2513	260.11	111.47
S32.AX	South32 Limited	06/04/2023	75.92	32.54	06/04/2023	09/03/2023	1,035.00	1,035.00	0.0733	75.92	32.54
SUN.AX	Suncorp Group Limited	21/09/2022	78.88	33.81	21/09/2022	12/08/2022	464.00	464.00	0.1700	78.88	33.81
SUN.AX	Suncorp Group Limited	31/03/2023	153.12	65.62	31/03/2023	14/02/2023	464.00	464.00	0.3300	153.12	65.62
SVW.AX	Seven Group Holdings Limited	28/10/2022	62.10	26.61	28/10/2022	15/09/2022	270.00	270.00	0.2300	62.10	26.61
SVW.AX	Seven Group Holdings Limited	05/05/2023	62.10	26.61	05/05/2023	11/04/2023	270.00	270.00	0.2300	62.10	26.61
WDS.AX	Woodside Energy Group Ltd	06/10/2022	750.18	321.51	06/10/2022	08/09/2022	469.00	469.00	1.5995	750.18	321.51
WDS.AX	Woodside Energy Group Ltd	05/04/2023	1,010.41	433.03	05/04/2023	08/03/2023	469.00	469.00	2.1544	1,010.41	433.03
WES.AX	Wesfarmers Limited	06/10/2022	238.00	102.00	06/10/2022	31/08/2022	238.00	238.00	1.0000	238.00	102.00
WES.AX	Wesfarmers Limited	28/03/2023	209.44	89.76	28/03/2023	20/02/2023	238.00	238.00	0.8800	209.44	89.76

R & L Hurst Superannuation Fund

Investment Income Comparison Report

As at 30 June 2023

Investment	Ledger Data			ASX & UUT Data						
	Transaction Date	Income Amount	Franking Credit	Date Payable	Ex Div/Dist Date	Units On Hand	45 Day Qualified	Amount per share/unit	Estimated Income	Estimated Franking*
		10,392.28	3,726.23					32.3894	10,392.25	3,726.23
Units in Listed Unit Trusts (Australian)										
GMG.AX	Goodman Group	24/02/2023	71.25	24/02/2023	29/12/2022	475.00	475.00	0.1500	71.25	0.00
IFRA.AX	Vaneck Ftse Global Infrastructure (hedged) Etf	18/10/2022	151.04	18/10/2022	03/10/2022	944.00	944.00	0.1600	151.04	0.00
IFRA.AX	Vaneck Ftse Global Infrastructure (hedged) Etf	18/01/2023	151.04	18/01/2023	03/01/2023	944.00	944.00	0.1600	151.04	0.00
IFRA.AX	Vaneck Ftse Global Infrastructure (hedged) Etf	20/04/2023	151.04	20/04/2023	03/04/2023	944.00	944.00	0.1600	151.04	0.00
IFRA.AX	Vaneck Ftse Global Infrastructure (hedged) Etf	30/06/2023	285.60							
IFRA.AX	Vaneck Ftse Global Infrastructure (hedged) Etf			25/07/2023	03/07/2023	1,680.00	1,680.00	0.1700	285.60	2.45
IXJ.AX	Ishares Global Healthcare Etf	05/01/2023	90.15	05/01/2023	21/12/2022	171.00	171.00	0.5272	90.15	0.00
IXJ.AX	Ishares Global Healthcare Etf	30/06/2023	292.36							0.00
IXJ.AX	Ishares Global Healthcare Etf			13/07/2023	03/07/2023	252.00	252.00	1.1602	292.36	0.00
QPON.AX	Betashares Australian Bank Senior Floating Rate Bond Etf	16/08/2022	45.21	16/08/2022	01/08/2022	899.00	899.00	0.0503	45.21	0.00
QPON.AX	Betashares Australian Bank Senior Floating Rate Bond Etf	16/09/2022	51.50	16/09/2022	01/09/2022	899.00	899.00	0.0573	51.50	0.00
QPON.AX	Betashares Australian Bank Senior Floating Rate Bond Etf	18/10/2022	56.02	18/10/2022	03/10/2022	899.00	899.00	0.0623	56.02	0.00
QPON.AX	Betashares Australian Bank Senior Floating Rate Bond Etf	16/11/2022	67.29	16/11/2022	01/11/2022	899.00	899.00	0.0749	67.29	0.00
QPON.AX	Betashares Australian Bank Senior Floating Rate Bond Etf	16/12/2022	65.25	16/12/2022	01/12/2022	899.00	899.00	0.0726	65.25	0.00
QPON.AX	Betashares Australian Bank Senior Floating Rate Bond Etf	18/01/2023	65.27	18/01/2023	03/01/2023	899.00	899.00	0.0726	65.27	0.00
QPON.AX	Betashares Australian Bank Senior Floating Rate Bond Etf	16/02/2023	69.71	16/02/2023	01/02/2023	899.00	899.00	0.0775	69.70	0.00
QPON.AX	Betashares Australian Bank Senior Floating Rate Bond Etf	16/03/2023	61.14	16/03/2023	01/03/2023	899.00	899.00	0.0680	61.14	0.00
QPON.AX	Betashares Australian Bank Senior Floating Rate Bond Etf	20/04/2023	72.44	20/04/2023	03/04/2023	899.00	899.00	0.0806	72.44	0.00

R & L Hurst Superannuation Fund

Investment Income Comparison Report

As at 30 June 2023

Investment	Ledger Data			ASX & UUT Data							
	Transaction Date	Income Amount	Franking Credit	Date Payable	Ex Div/Dist Date	Units On Hand	45 Day Qualified	Amount per share/unit	Estimated Income	Estimated Franking*	
QPON.AX	Betashares Australian Bank Senior Floating Rate Bond Etf	16/05/2023	65.63		16/05/2023	01/05/2023	899.00	899.00	0.0730	65.63	0.00
QPON.AX	Betashares Australian Bank Senior Floating Rate Bond Etf	19/06/2023	77.44		19/06/2023	01/06/2023	899.00	899.00	0.0861	77.44	0.00
QPON.AX	Betashares Australian Bank Senior Floating Rate Bond Etf	30/06/2023	100.65	0.00							
QPON.AX	Betashares Australian Bank Senior Floating Rate Bond Etf				18/07/2023	03/07/2023	1,285.00	1,285.00	0.0783	100.65	0.00
			1,990.03	1.40					3.3408	1,990.01	2.45
Unreconciled											
Managed Investments (Australian)											
HURSTNORTH	North Investment	30/06/2023	18,119.46	426.25							
			18,119.46	426.25							
Units in Listed Unit Trusts (Australian)											
CHC.AX	Charter Hall Group	31/08/2022	49.49		31/08/2022	29/06/2022	538.00	538.00	0.2047	110.13	21.21
CHC.AX	Charter Hall Group	28/02/2023	112.11		28/02/2023	29/12/2022	538.00	538.00	0.2084	112.12	21.63
CHC.AX	Charter Hall Group	30/06/2023	0.00	42.84							
			161.60	42.84					0.4131	222.25	42.84
			30,663.37	4,196.72					36.1434	12,604.51	3,771.52

*Franking credit is estimated using 45 day qualified units. The estimation might not be accurate for preference shares and hedging arrangements.

All Registry communications to:
 Link Market Services Limited
 Locked Bag A14, Sydney South, NSW 1235
 Enquiries (within Australia): 1300 303 063
 (outside Australia): +61 1300 303 063
 ASX Code: CHC
 Email: charterhall@linkmarketservices.com.au
 Website: www.linkmarketservices.com.au



Charter Hall Limited
 ABN 57 113 531 150
Charter Hall Funds Management Limited
 ABN 31 082 991 786 AFSL 262861
As responsible entity for Charter Hall Property
 Trust ARSN 113 339 147

Part A. Your details



046 005550

MR RICHARD MICHAEL HURST & MRS
 LEE ANN HURST
 <R & L HURST S/F A/C>
 40 PATERNOSTER ROAD
 REID SA 5118

Date: 8 September 2023
Reference No.: X*****4930

Attribution Managed Investment Trust Member Annual Statement for the year ended 30 June 2023

The Charter Hall Group (ASX:CHC) 2023 annual tax statement is provided to help you complete your 2023 Australian income tax return, assuming you are an Australian resident individual for the entire year ended 30 June 2023, however you should seek your own taxation advice.

Charter Hall Group is a stapled entity comprising Charter Hall Property Trust ("Trust") and Charter Hall Limited ("Company"). The income relating to total distributions in respect of Charter Hall Group stapled securities for the year ended 30 June 2023 is as follows.

Part B: Summary of 2023 tax return (supplementary section) items for a resident individual

Non-Australian residents should seek independent Australian tax advice.

Item	Amount	Tax return label
Franked dividend from company	\$99.95	11T
Franking credit from company	\$42.84	11U
Share of net income from trusts, less net capital gains, foreign income and franked distributions – primary production income	\$0.08	13L
Share of net income from trusts, less net capital gains, foreign income and franked distributions – non-primary production income	\$9.36	13U
Franked distribution from trusts	\$0.00	13C
Share of franking credits from franked dividends	\$0.00	13Q
Share of credit for foreign resident withholding amounts (excluding capital gains)	\$0.00	13A
Share of credit for tax amounts withheld	\$0.00	13R
Net capital gain	\$19.03	18A
Total current year capital gains	\$38.06	18H
Credit for foreign resident capital gains withholding amounts	\$0.00	18X
CFC Income	\$0.00	19K
Assessable foreign source income	\$0.00	20E
Other net foreign source income	\$0.00	20M
Australian franking credits from a New Zealand franking company	\$0.00	20F
Foreign income tax offset *	\$0.00	20O

*To work out your foreign income tax offset (FITO) entitlement, see 20 Foreign source income and foreign assets or property or the Guide to foreign tax offset rules 2023.

Part B: Capital gains tax information – additional information for item 18

	Amount	
Capital gains - discounted method	\$38.06	(gross amount)
Capital gains - other method	\$0.00	
Total current year capital gains	\$38.06	

Part C: Components of attribution

	Cash distributions	Tax paid or franking credit (gross up)	Attributable amount
Australian income			
Interest (subject to non - resident withholding tax)			\$0.00
Interest (not subject to non - resident withholding tax)			\$0.00
Dividends - unfranked amount declared to be CFI			\$0.00
Dividends - unfranked amount not declared to be CFI			\$0.00
Other assessable Australian income (Other)			\$6.26
Other assessable Australian income (NCMI)			\$3.10
Other assessable Australian income (Excluded from NCMI)			\$0.00
Other assessable Australian income (NCMI –Non- Primary production)			\$0.00
Other assessable Australian income (CBMI)			\$0.00
Non-primary production income			\$9.36
NCMI - primary production			\$0.08
Primary production income			\$0.08
Dividends - franked amount		\$0.00	\$0.00
Capital gains			
Capital gains – discounted method TAP (Other)			\$9.45
Capital gains – discounted method TAP (NCMI)			\$0.00
Capital gains – discounted method TAP (Excluded from NCMI)			\$0.00
Capital gains – discounted method TAP (CBMI)			\$0.00
Capital gains - discounted method NTAP			\$9.58
Taxable foreign capital gains - discounted method		\$0.00	\$0.00
Capital gains – other method TAP (Other)			\$0.00
Capital gains – other method TAP (NCMI)			\$0.00
Capital gains – other method TAP (Excluded from NCMI)			\$0.00
Capital gains – other method TAP (CBMI)			\$0.00
Capital gains - other method NTAP			\$0.00
Taxable foreign capital gains - other method		\$0.00	\$0.00
Net capital gains		\$0.00	\$19.03
AMIT CGT gross up amount			\$19.03
Other capital gains distribution			
Total current year capital gains		\$0.00	\$38.06
Foreign income			
Other net foreign source income		\$0.00	\$0.00
Assessable foreign source income		\$0.00	\$0.00
Australian franking credit from a New Zealand franking company		\$0.00	\$0.00
CFC income			\$0.00
Total foreign income		\$0.00	\$0.00
Other non-assessable amounts			Amount
Net exempt income			\$0.00
Non-assessable non-exempt amount			\$0.00
Other non-attributable amounts			\$14.15
Total non-assessable amounts			\$14.15
Gross cash distribution	\$61.65		
Less: withholding tax	\$0.00		
Net cash distribution	\$61.65		

Part D: Tax offsets

Tax offsets	Amount
Franking credit tax offset from Australian resident companies	\$0.00
Foreign income tax offset - other net foreign source income	\$0.00
Total tax offsets	\$0.00

Part E: Attribution Managed Investment Trust ('AMIT') cost base adjustments

	Amount
AMIT cost base net amount - excess (decrease cost base)	\$14.15
AMIT cost base net amount - shortfall (increase cost base)	\$0.00

2024 Dividend Tax Return Amounts

	Dividends	Franking credits
Dividend income		
Franked dividend	\$0.00	\$0.00
Unfranked dividend	\$0.00	\$0.00
Total dividend	\$0.00	\$0.00

For an Australian resident individual, dividends are generally assessable on a 'receipts basis'. The Company dividend paid on 31 August 2023 should therefore be included in your 2024 income tax return.

Charter Hall has prepared a Tax Guide to assist you in completing your 2023 Tax return. This guide can be found at <https://www.charterhall.com.au/taxationguide>

Please retain this statement for income tax purposes



+ Goodman Group
 Goodman Limited ABN 69 000 123 071
 Goodman Funds Management Limited
 ABN 48 067 796 641; AFSL Number 223621
 As Responsible Entity for
 Goodman Industrial Trust ARSN 091 213 839
 Goodman Logistics (HK) Limited
 Company No. 1700359; ARBN 155 911 149
 A Hong Kong company with limited liability

Update your information:

Online:
www.computershare.com.au/easyupdate/gmg

By Mail:
 Computershare Investor Services Pty Limited
 GPO Box 2975 Melbourne
 Victoria 3001 Australia

Enquiries:

(within Australia) 1300 723 040
 (international) 61 3 9415 4043

Holder No: HIN WITHHELD
 Statement Date: 25 August 2023

┌ 003000 000 GMG



MR RICHARD MICHAEL HURST & MRS
 LEE ANN HURST
 <R & L HURST S/F A/C>
 40 PATERNOSTER ROAD
 REID SA 5118

Goodman Group Annual Tax Statement 2023

Fully paid ordinary securities for the year ended 30 June 2023

This statement reflects distributions that should be included in your Tax Return for the 2022-23 financial year.

Please use this Annual Tax Statement for completing your Tax Return and not interim distribution statements provided at the time of the payments since annual taxable amounts can be determined only after the close of the financial year. This statement should be read in conjunction with the enclosed Goodman Group Tax Return Guide 2023.

Please retain this statement for income tax purposes.

Part A - Summary of 2022-23 Income Tax Return and Tax Return (supplementary section) items

Goodman Logistics (HK) Limited dividends

Dividend components	Tax return label	Amount \$
Assessable foreign source income	20E	\$11.88
Net foreign source income	20M	\$11.88
Foreign income tax offsets	20O	Nil

Goodman Limited (GL) dividends

Dividend components	Tax return label	Amount \$
Unfranked amount	11S	Nil
Franked amount	11T	Nil
Franking credit	11U	Nil
TFN amounts withheld	11V	Nil

Goodman Industrial Trust (GIT) distributions

Tax Return (supplementary section)	Tax return label	Amount \$
Australian income – non-primary production	13U	\$8.62
Franked distributions from trusts	13C	Nil
Share of franking credits from franked dividends	13Q	Nil
TFN amounts withheld	13R	Nil
Tax paid by trustee	13S	Nil
Non resident withholding tax	13A	Nil
Net capital gain	18A	\$26.69
Total current year capital gains	18H	\$53.38
Assessable foreign source income	20E	\$9.95
Net foreign source income	20M	\$9.95
Foreign income tax offsets	20O	\$0.70

Part B: Additional information for Question 18 (supplementary section)

Capital gains	Tax return label	Amount \$
Discount method ('grossed-up' amount)		\$53.38
Indexation method		N/A
Other method		Nil
Total current year capital gains	18H	\$53.38

Part C: Components of distributions

Net dividends/distributions for the year ended 30 June 2023	Cash dividend/distribution \$	Tax offsets \$	Assessable amount \$
Foreign income Goodman Logistics (HK) Limited – dividends			
Foreign dividend – unfranked (paid 25 August 2023 and assessable for the year ending 30 June 2024)	Nil	Nil	\$11.88
Sub-total (A)	Nil	Nil	\$11.88
Australian income Goodman Limited (GL) – dividends			
Dividends – unfranked	Nil	Nil	Nil
Dividends – franked	Nil	Nil	Nil
Sub-total (B)	Nil	Nil	Nil
Australian income Goodman Industrial Trust (GIT) – distributions			
Interest	\$7.43		\$7.43
Other income	\$1.19		\$1.19
Other income NCMI	Nil		Nil
Unfranked distributions	Nil		Nil
Total non-primary production income*	\$8.62		\$8.62
Franked distributions*	Nil	Nil	Nil
Capital gains			
Discounted method – 50% – TARP	\$26.69		\$26.69
Discounted method – 50% – non-TARP	Nil		Nil
CGT concession amount – TARP	\$26.69		
CGT concession amount – non-TARP	Nil		
Other method – TARP	Nil		Nil
Other method – non-TARP	Nil		Nil
Distributed capital gains*	\$53.38		
Total net capital gains			\$26.69
Foreign income			
Assessable foreign income*	\$9.25	\$0.70	\$9.95
Non-assessable amounts			
Tax-deferred amounts*	Nil		
Other amounts withheld from distributions			
TFN amounts withheld	Nil		
Credit for tax paid by trustee	Nil		
Non resident withholding tax	Nil		
Sub-total (C) (Sum of *Components less Other amounts withheld from Distributions)	\$71.25		
Total net cash distributions	\$71.25		
Comprising of:			
(A) Total cash from Goodman Logistics (HK) Limited	Nil		
(B) Total cash from Goodman Limited (GL)	Nil		
(C) Total cash from Goodman Industrial Trust (GIT)	\$71.25		

Please retain this statement for income tax purposes.

2. Income details

The following is a summary of the income distributed/attributed by managed funds and dividends/interest received in relation to your investments for the financial year ended 30 June 2023.

Description	30 June 2023 (\$)
Franked dividends	\$952.07
Unfranked dividends	\$11.27
Capital gains - discounted (NTAP)	\$5,680.21
Capital gains - discounted (TAP)	\$0.00
Capital gains - NCMI discount (NTAP)	\$0.00
Capital gains - NCMI discount (TAP)	\$0.00
CGT concession amount	\$1,818.48
Capital gains - indexed (NTAP)	\$0.00
Capital gains - indexed (TAP)	\$0.00
Capital gains - other (NTAP)	\$13.52
Capital gains - other (TAP)	\$0.00
Capital gains - NCMI other (NTAP)	\$0.00
Capital gains - NCMI other (TAP)	\$0.00
Other Australian income	\$645.55
Other Australian income - NCMI	\$7.29
Foreign source income	\$4,882.50
Conduit foreign income	\$95.37
Tax deferred income	\$0.00
Tax free income	\$0.00
Non assessable amount	\$5,223.28
NANE (Non assessable non exempt)	\$0.00
Interest income	\$198.57
Deductions relating to trust distributions	\$0.00
Total income	-\$19,528.11
Less	
TFN/ABN amounts deducted	\$0.00
Total income received	\$19,528.11
Franking credits	\$426.25
Foreign income tax offsets - income	\$724.50
Foreign income tax offsets - capital gains discounted (NTAP)	\$0.00
Foreign income tax offsets - capital gains indexed (NTAP)	\$0.00
Foreign income tax offsets - capital gains other (NTAP)	\$0.00
ESVCLP tax offset	\$0.00
Early stage investor tax offset	\$0.00
LIC attributable gains	\$0.00
AMIT cost base adjustment	\$47.08

2023 Cash rec'd	\$32931.96
2022 Dstn/R	- \$26754.56
2023 Dstn/R	+\$11942.06

2023 tax dstn income \$18119.46

1. Tax summary - Self Managed Superannuation Fund

This section summarises the references and amounts required to complete your 2023 tax return.

Questions in Fund income tax and regulatory return	Tax return reference	Amount (\$)
Question 11 – Income		
Net capital gain (a)	Item A	\$7,869.84
Gross Interest	Item C	\$108.24
Gross foreign income (refer to Section 2 of this report)	Item D1	\$5,607.00
Net foreign income (refer to Section 2 of this report)	Item D	\$5,607.00
Unfranked dividend amount	Item J	\$0.00
Franked dividend amount	Item K	\$0.00
Dividend franking credit	Item L	\$0.00
Gross trust distributions (refer to Section 2 of this report)	Item M	\$2,228.13
Enter 'Q' for 'Public unit trust' in the code box to the right of 'X'		
Other income (refer to Section 8 of this report)	Item S	\$0.00
Question 12 – Deductions (refer to Sections 3 and 8 of this report)		
Death or disability premiums (Deductions)	Item F1	\$0.00
Death or disability premiums (Non-Deductible)	Item F2	\$0.00
Management expenses (Deductions)	Item J1	\$6,287.01
Other deductions (Deductions)	Item L1	\$0.00
Question 13 – Calculation statement		
Foreign income tax offsets (refer to Section 2 of this report)	Item C1	\$724.50
No-TFN tax offset	Item E2	\$0.00
Complying fund's franking credit tax offsets	Item E1	\$426.25
Question 14 – Losses (refer to Section 7 of this report)		
Net capital losses carried forward to later income years	Item V	\$0.00

(a) Capital gains information shown above includes gains from distributions and from the sale of investments and assumes your Fund has complying status. If non-complying, a different level of CGT discount applies - please refer to your tax adviser.

2. Income details

The following is a summary of the income distributed/attributed by managed funds and dividends/interest received in relation to your investments for the financial year ended 30 June 2023.

Description	30 June 2023 (\$)
Franked dividends	\$952.07
Unfranked dividends	\$11.27
Capital gains - discounted (NTAP)	\$5,680.21
Capital gains - discounted (TAP)	\$0.00
Capital gains - NCMI discount (NTAP)	\$0.00
Capital gains - NCMI discount (TAP)	\$0.00
CGT concession amount	\$1,818.48
Capital gains - indexed (NTAP)	\$0.00
Capital gains - indexed (TAP)	\$0.00
Capital gains - other (NTAP)	\$13.52
Capital gains - other (TAP)	\$0.00
Capital gains - NCMI other (NTAP)	\$0.00
Capital gains - NCMI other (TAP)	\$0.00
Other Australian income	\$645.55
Other Australian income - NCMI	\$7.29
Foreign source income	\$4,882.50
Conduit foreign income	\$95.37
Tax deferred income	\$0.00
Tax free income	\$0.00
Non assessable amount	\$5,223.28
NANE (Non assessable non exempt)	\$0.00
Interest income	\$198.57
Deductions relating to trust distributions	\$0.00
Total income	\$19,528.11
Less	
TFN/ABN amounts deducted	\$0.00
Total income received	\$19,528.11
Franking credits	\$426.25
Foreign income tax offsets - income	\$724.50
Foreign income tax offsets - capital gains discounted (NTAP)	\$0.00
Foreign income tax offsets - capital gains indexed (NTAP)	\$0.00
Foreign income tax offsets - capital gains other (NTAP)	\$0.00
ESVCLP tax offset	\$0.00
Early stage investor tax offset	\$0.00
LIC attributable gains	\$0.00
AMIT cost base adjustment	\$47.08



046 044406

Statement date: 28 July 2023

Reference no.: X*****4930

MR RICHARD MICHAEL HURST & MRS
LEE ANN HURST
<R & L HURST S/F A/C>
40 PATERNOSTER ROAD
REID SA 5118

Tax statement for the year ended 30 June 2023

Incorporating an AMMA statement required under the Income Tax Assessment Act 1997

Part B - Information for resident investors to complete their tax return

The tables on page 2 contain the information to be inserted into your tax return.

If you use a tax agent to prepare your income tax return, advise them to rely on the information in this statement rather than information that may be displayed in the tax agent's pre-filing service.

If you use myTax to prepare your income tax return, check the pre-filled amounts against this statement and correct them if necessary.

The information provided below assumes you were a resident of Australia for income tax purposes for the whole of the financial year. Additional information provided in Part C may be required by some taxpayers when completing their tax return. Information in Parts C and D may be relevant to capital gains tax calculations on disposal of your units.

We are required to report the information shown on this statement to the Australian Taxation Office. Please retain this statement for income tax purposes.

Part B - Information for resident investors to complete their tax return

The four tables contain the information to be inserted into your tax return. They follow the structure of the *Tax Return for individuals (supplementary section) 2023*. Each line identifies a *Tax return label* to indicate where in the tax return the numbers below are to be inserted. On the tax return these labels are the white letters inside coloured boxes.

Partnerships and trusts – Non-primary production

Item	Amount	Tax return label
Share of net income from trusts	\$0.00	13U
Franked distributions from trusts	\$1.40	13C

Share of credits from income and tax offsets

Item	Amount	Tax return label
Share of franking credit from franked dividends	\$1.40	13Q
Share of credit for tax file number amounts withheld	\$0.00	13R

Capital Gains

Item	Amount	Tax return label
Net capital gain*	\$283.15	18A
Total current year capital gains	\$471.89	18H

Foreign Source Income and foreign assets or property

Item	Amount	Tax return label
Assessable foreign source income	\$0.00	20E
Other net foreign source income	\$0.00	20M
Foreign income tax offset**	\$0.00	20O

*You may have capital losses from the sale of your units or from other sources to offset against this amount.

**Where the foreign income tax offset amount shown is more than \$1,000 you should consult the Australian Taxation Office's Guide to foreign income tax offset rules 2023 to determine whether you are entitled to claim the full amount.

Enquiries about this statement can be made to enquiries@vaneck.com.au.

Part C: Components of attribution

	Tax paid or Franking credit (grossed up)	Attributable amount
Australian Income		
Dividends - Unfranked amount		\$0.00
Dividends - Unfranked CFI amount		\$0.00
Interest (subject to non - resident withholding tax)		\$0.00
Interest (not subject to non - resident withholding tax)		\$0.00
NCMI		\$0.00
Excluded from NCMI		\$0.00
Clean building MIT income		\$0.00
Other income		\$0.00
Non-primary production income		
Dividends - Franked amount	\$1.40	\$1.40
Capital Gains		
Capital gains - Discounted method TAP		\$0.00
Capital gains - Discounted method NTAP		\$188.74
Capital gains - Other method TAP		\$0.00
Capital gains - Other method NTAP		\$94.41
Net Capital Gains		\$283.15
AMIT CGT gross up amount		\$188.74
Other capital gains distribution		\$0.00
Total current year capital gains		\$471.89
Foreign Income		
Assessable foreign income	\$0.00	\$0.00
CFC income		\$0.00
Total foreign income	\$0.00	\$0.00
Other Non-Assessable Amounts		
Net exempt income		\$0.00
Non-Assessable non-exempt amount		\$0.00
Other non-attributable amounts		\$266.83
Total Non-Assessable amounts		\$266.83
Total	\$740.12	
Less: Gross-Ups	\$1.40	
Less: attributed amounts not paid in cash*	\$0.00	
Gross Cash Distribution	\$738.72	
Other deductions from Distribution		
Less: Withheld tax amount	\$0.00	
Net Cash Distribution	\$738.72	

*It is no longer a tax law requirement that amounts to be included in your tax return have to be paid to you in cash. This can give rise to a cost base adjustment. See table E on the next page.

Part D: Tax offsets

Tax offsets	Amount
Franking credit tax offset	\$1.40
Foreign income tax offset	\$0.00
Total tax offsets	\$1.40

The foreign income tax offset is split as follows:

referable to income	100%
referable to capital gains	0%
	<hr/>
	100%

The foreign income tax offset referable to capital gains is the gross amount. This has not been reduced proportionately for capital losses or the CGT discount applied at the fund level.

Part E: Attribution Managed Investment Trust ('AMIT') cost base adjustments

AMIT cost base net increase amount	\$0.00
AMIT cost base net decrease amount	\$266.83

Part F: Payment summary information for the year ended 30 June 2023 (for non-resident unitholders only)

Total fund payment	\$0.00
Total amounts withheld from fund payment	\$0.00

2023 Dividend Payment Summary

Payment Date	No. of Units	Dividend Payment Rate	Gross Dividend Amount	Tax Withheld	Net Dividend Amount
18/10/2022	944	\$0.1600	\$151.04	\$0.00	\$151.04
18/01/2023	944	\$0.1600	\$151.04	\$0.00	\$151.04
20/04/2023	944	\$0.1600	\$151.04	\$0.00	\$151.04
25/07/2023	1,680	\$0.1700	\$285.60	\$0.00	\$285.60
Total			\$738.72	\$0.00	\$738.72

Periodic statement

Your 2023 periodic or exit statement will be available online at <https://investorcentre.linkmarketservices.com.au> from around 20 September 2023. If you require a paper copy of a statement you can call +61 1300 68 38 37.

Further information


The Fund's product disclosure statement and latest available half-year and annual financial reports are accessible at <https://www.vaneck.com.au> or by calling +61 1300 68 38 37.

iShares Global Healthcare ETF

ARSN 625 114 347
BlackRock Investment Management (Australia) Limited
ABN 13 006 165 975 AFSL 230523

Update your information:

 www.investorcentre.com/au/contact

 Computershare Investor Services Pty Limited
GPO Box 2975 Melbourne
Victoria 3001 Australia

Enquiries: (within Australia) 1-300-ishare (474 273)
(international) +61 3 9415 4695

024348 000 IXJ



MR RICHARD MICHAEL HURST & MRS
LEE ANN HURST
<R & L HURST S/F A/C>
40 PATERNOSTER ROAD
REID SA 5118

TFN/ABN Status: Quoted
Holder Identification Number (HIN)

HIN WITHHELD

ATTRIBUTION MANAGED INVESTMENT TRUST MEMBER ANNUAL TAX STATEMENT FOR YEAR ENDED 30 JUNE 2023

The following tax return items are valid for Australian resident individual unitholders only.

PART A – SUMMARY OF 2023 TAX RETURN (SUPPLEMENTARY SECTION) ITEMS

Item	Tax Return Label	Tax Attribution Amount
Share of non-primary production income	13U	\$0.03
Franked distributions from trusts	13C	\$0.00
Share of franking credits from franked dividends	13Q	\$0.00
Share of credit for TFN amounts withheld	13R	\$0.00
Share of credit for foreign resident withholding amounts	13A	\$0.00
Net capital gain	18A	\$41.28
Total current year capital gains	18H	\$82.56
Assessable foreign source income	20E	\$352.75
Other net foreign source income	20M	\$352.75
Foreign income tax offset	20O	\$52.83

PART B – COMPONENTS OF DISTRIBUTION

Item	Cash Distribution	Tax Paid/Offsets	Tax Attribution
Australian income			
Unfranked distributions			\$0.00
Unfranked CFI distributions			\$0.00
Interest (subject to non resident WHT)			\$0.03
Interest (not subject to non resident WHT)			\$0.00
Other income - clean building MIT income			\$0.00
Other income - excluded from NCMI			\$0.00
Other income - NCMI			\$0.00
Other income			\$0.00
Non primary production income			\$0.03
Franked distributions		\$0.00	\$0.00
Capital gains			
Discounted capital gains TAP - clean building MIT income			\$0.00
Discounted capital gains TAP - excluded from NCMI			\$0.00
Discounted capital gains TAP - NCMI			\$0.00
Discounted capital gains TAP			\$0.00
Discounted capital gains NTAP			\$41.28
Capital gains – other method TAP - clean building MIT income			\$0.00
Capital gains – other method TAP - excluded from NCMI			\$0.00
Capital gains – other method TAP - NCMI			\$0.00
Capital gains – other method TAP			\$0.00
Capital gains – other method NTAP			\$0.00
Net capital gain			\$41.28
AMIT CGT gross up amount			\$41.28
Total current year capital gains			\$82.56
Foreign income			
Assessable foreign source income		\$52.83	\$352.75
Other non-assessable amounts			
Non-assessable non-exempt amount			\$0.00
Gross amount	\$382.51		\$435.34
AMIT cost base net amount - excess (reduce cost base)			\$0.00
AMIT cost base net amount - shortfall (increase cost base)			\$0.00
Less TFN amounts withheld	\$0.00		
Less non-resident withholding tax			
- Interest / dividend amounts withheld	\$0.00		
- Fund payment amounts withheld	\$0.00		
Net cash distribution	\$382.51		

To assist you in completing your tax return, you may refer to the iShares tax booklet available here:

<https://www.blackrock.com/au/individual/literature/tax-information/australian-tax-booklet-for-australian-domiciled-ishares-etfs-en-au.pdf>



046 076948

MR RICHARD MICHAEL HURST & MRS
 LEE ANN HURST
 <R & L HURST S/F A/C>
 40 PATERNOSTER ROAD
 REID SA 5118

Date: 31 July 2023
Reference No.: X*****4930

BETASHARES AUSTRALIAN BANK SENIOR FLOATING RATE BOND ETF
Attribution Managed Investment Trust Member Annual Statement
for the year ended 30 June 2023

Part A : Summary of 2023 tax return (supplementary section) items for a resident individual

Tax return (supplementary section)	Amount	Tax return label
Share of net income from trusts, less net capital gains, foreign income and franked distributions	\$683.79	13U
Franked distribution from trusts	\$0.00	13C
Share of franking credits from franked dividends	\$0.00	13Q
Share of credit for tax file number amounts withheld from interest, dividends and unit trust	\$0.00	13R
Share of credit for foreign resident withholding amounts (excluding capital gains)	\$0.00	13A
Net capital gain	\$0.00	18A
Total current year capital gains	\$0.00	18H
CFC Income	\$0.00	19K
Assessable foreign source income	\$0.00	20E
Other net foreign source income	\$0.00	20M
Australian franking credits from a New Zealand franking company	\$0.00	20F
Foreign income tax offset *	\$0.00	20O

*To work out your foreign income tax offset (FITO) entitlement, see the '**20 Foreign source income and foreign assets or property**' section of the instructions for the 2023 Tax Return for Individuals (Supplementary Section) or the Guide to foreign tax offset rules 2023. The Betashares 2023 Tax Guide provides additional information on how to claim the correct Foreign Income Tax Offset.

Capital gains tax information - Additional information for item 18

	Amount	
Capital gains - Discounted method	\$0.00	(grossed up amount)
Capital gains - Other method	\$0.00	
Total current year capital gains	\$0.00	

Part B: Components of attribution	Tax paid or franking credit gross up	Attributable amount
Australian Income		
Interest (subject to non - resident withholding tax)		\$13.82
Interest (not subject to non - resident withholding tax)		\$669.63
Dividends - unfranked amount declared to be CFI		\$0.00
Dividends - unfranked amount not declared to be CFI		\$0.00
Other assessable Australian income (Other)		\$0.34
Other assessable Australian income (NCMI)		\$0.00
Other assessable Australian income (Excluded from NCMI)		\$0.00
Other assessable Australian income (CBMI)		\$0.00
Non-primary production income		\$683.79
Dividends - Franked amount (Franked distributions)	\$0.00	\$0.00
Capital Gains		
Capital gains – Discounted method TAP (Other)		\$0.00
Capital gains – Discounted method TAP (NCMI)		\$0.00
Capital gains – Discounted method TAP (Excluded from NCMI)		\$0.00
Capital gains – Discounted method TAP (CBMI)		\$0.00
Capital gains - Discounted method NTAP		\$0.00
Taxable foreign capital gains - Discounted method	\$0.00	\$0.00
Capital gains – Other method TAP (Other)		\$0.00
Capital gains – Other method TAP (NCMI)		\$0.00
Capital gains – Other method TAP (Excluded from NCMI)		\$0.00
Capital gains – Other method TAP (CBMI)		\$0.00
Capital gains - Other method NTAP		\$0.00
Taxable foreign capital gains - Other method	\$0.00	\$0.00
Net capital gains	\$0.00	\$0.00
AMIT CGT gross up amount		\$0.00
Other capital gains distribution		\$0.00
Total current year capital gains	\$0.00	\$0.00
Foreign income		
Other net foreign source income	\$0.00	\$0.00
Assessable foreign source income	\$0.00	\$0.00
Australian franking credit from a New Zealand franking company	\$0.00	\$0.00
CFC income		\$0.00
Total foreign income	\$0.00	\$0.00
Non-assessable amounts		Amount
Net exempt income		\$0.00
Non-assessable non-exempt amount		\$0.00
Other non-attributable amounts		\$113.76
Total Non-assessable amounts		\$113.76
Cash distribution		Cash amounts
Gross cash distribution		\$797.55
Less: TFN amounts withheld		\$0.00
Less: Non-resident tax withheld on interest and dividends		\$0.00
Less: Non-resident tax withheld on fund payments		\$0.00
Net cash distribution		\$797.55
Tax offsets		Amount
Franking credit tax offset from Australian resident companies		\$0.00
Foreign income tax offset - Other net foreign source income		\$0.00
Foreign income tax offset - Taxable foreign capital gains - Discounted method		\$0.00
Foreign income tax offset - Taxable foreign capital gains - Other method		\$0.00
Australian franking credit from a New Zealand franking company		\$0.00
Total tax offsets		\$0.00
Attributed Managed Investment Trust ('AMIT') cost base		Amount
AMIT cost base net amount - excess (decrease cost base)		\$113.76
AMIT cost base net amount - shortfall (increase cost base)		\$0.00

Tax Guide

The Annual Tax Guide contains general information about how to use this statement when you prepare your 2023 Tax Return. Where there are foreign capital gains and foreign tax paid on these gains, a calculation of Australian capital gains in respect of foreign CGT assets must be performed. The Betashares 2023 Tax Guide provides additional information on how to perform these calculations as well as how to claim the correct Foreign Income Tax Offset. To view the 2023 Tax Guide, please visit:

www.betashares.com.au/tax-resources/

This statement contains important information. Please retain it for taxation purposes as a charge may be levied for replacement. To view or change your Unitholder details including FATCA and CRS self-certification, please visit our Investor Centre at www.linkmarketservices.com.au

Stay informed with the latest investment news, economic insights, and portfolio construction information. Subscribe to Betashares' weekly newsletter www.betashares.com.au/subscribe

23900 - Dividends Received

2023 Financial Year

Preparer Kelly Fu

Reviewer Kelly Fu

Status Completed

Account Code	Description	CY Balance	LY Balance	Change
AMC.AX	Amcor Limited	(\$422.28)	(\$381.69)	10.63%
ANZ.AX	ANZ Group Holdings Limited	(\$514.76)	(\$440.20)	16.94%
ARG.AX	Argo Investments Limited	(\$376.54)	(\$337.20)	11.67%
AST.AX	Ausnet Services Limited		(\$139.65)	100%
AZJ.AX	Aurizon Holdings Limited		(\$242.78)	100%
BHP.AX	BHP Group Limited	(\$2,364.95)	(\$4,114.79)	(42.53)%
CPU.AX	Computershare Limited.	(\$129.60)		100%
CSL.AX	CSL Limited	(\$145.33)	(\$129.54)	12.19%
EVN.AX	Evolution Mining Limited	(\$185.75)	(\$149.60)	24.16%
JBH.AX	Jb Hi-fi Limited	(\$843.50)	(\$526.50)	60.21%
JHX.AX	James Hardie Industries Plc	(\$84.10)	(\$109.99)	(23.54)%
LOV.AX	Lovisa Holdings Limited	(\$270.00)		100%
MFG.AX	Magellan Financial Group Limited		(\$343.02)	100%
MIN.AX	Mineral Resources Limited	(\$257.40)	(\$717.50)	(64.13)%
MQG.AX	Macquarie Group Limited	(\$533.50)	(\$209.44)	154.73%
NAB.AX	National Australia Bank Limited	(\$463.32)		100%
ORG.AX	Origin Energy Limited	(\$391.06)	(\$237.01)	65%
QBE.AX	QBE Insurance Group Limited	(\$224.25)	(\$172.50)	30%
RWC.AX	Reliance Worldwide Corporation Limited	(\$257.65)	(\$251.09)	2.61%

Account Code	Description	CY Balance	LY Balance	Change
S32.AX	South32 Limited	(\$336.02)		100%
SUN.AX	Suncorp Group Limited	(\$232.00)	(\$329.44)	(29.58)%
SVW.AX	Seven Group Holdings Limited	(\$124.20)		100%
VUK.AX	Virgin Money Uk Plc		(\$147.39)	100%
WDS.AX	Woodside Energy Group Ltd	(\$1,760.59)		100%
WES.AX	Wesfarmers Limited	(\$447.44)	(\$404.60)	10.59%
WPL.AX	Woodside Petroleum Ltd		(\$580.30)	100%
TOTAL		CY Balance	LY Balance	
		(\$10,364.24)	(\$9,964.23)	

Supporting Documents

- Investment Income Comparison Report [Report](#)
- AMC_Payment_Advice_2022_09_28.pdf [AMC.AX](#)
- AMC_Payment_Advice_2023_03_21.pdf [AMC.AX](#)
- ANZ_Payment_Advice_2022_07_01.pdf [ANZ.AX](#)
- ARG_Argo_Investments_Limited_Interim_Dividend_statement_for_the_period_ended_31_December_2022_0001_Jan10 [ARG.AX](#)
- BHP_Payment_Advice_2023_03_30.pdf [BHP.AX](#)
- CPU_Payment_Advice_2022_09_12.pdf [CPU.AX](#)
- CSL_Payment_Advice_2022_10_05.pdf [CSL.AX](#)
- EVN_Dividend_Advice_2022_09_30.pdf [EVN.AX](#)
- JBH_Payment_Advice_2023_03_10.pdf [JBH.AX](#)
- JHX_Payment_Advice_2022_07_29.pdf [JHX.AX](#)
- LOV_Dividend_Advice_2022_10_20.pdf [LOV.AX](#)
- MIN_Payment_Advice_2022_09_23.pdf [MIN.AX](#)
- MQG_Dividend_Advice_2022_12_13.pdf [MQG.AX](#)
- ORG_Interim_Dividend_for_the_period_ended_31_December_2022_0001_Jan10 [ORG.AX](#)
- QBE_Payment_Advice_2023_04_14.pdf [QBE.AX](#)
- RWC_Payment_Advice_2023_04_06.pdf [RWC.AX](#)
- S32_Payment_Advice_2022_10_13.pdf [S32.AX](#)
- SUN_Dividend_Advice_2023_03_31.pdf [SUN.AX](#)
- SVW_SVW_Interim_Dividend_statement_for_the_period_ended_31_December_2022_0001_Jan10 [SVW.AX](#)
- Dividend Reconciliation Report [Report](#)
- AMC_Payment_Advice_2023_06_20.pdf [AMC.AX](#)
- AMC_Payment_Advice_2022_12_13.pdf [AMC.AX](#)
- ANZ_Payment_Advice_2022_12_15.pdf [ANZ.AX](#)
- ARG_Argo_Investments_Limited_Final_Dividend_Statement_for_the_period_ended_30_June_2022_0001_Jan10 [ARG.AX](#)
- BHP_Payment_Advice_2022_09_22.pdf [BHP.AX](#)
- CPU_Payment_Advice_2023_03_21.pdf [CPU.AX](#)
- CSL_Payment_Advice_2023_04_05.pdf [CSL.AX](#)
- EVN_Dividend_Advice_2023_06_02.pdf [EVN.AX](#)
- JBH_Payment_Advice_2022_09_09.pdf [JBH.AX](#)
- LOV_Dividend_Advice_2023_04_20.pdf [LOV.AX](#)
- MIN_Payment_Advice_2023_03_30.pdf [MIN.AX](#)
- MQG_Dividend_Advice_2022_07_04.pdf [MQG.AX](#)
- NAB_Payment_Advice_2022_12_14.pdf [NAB.AX](#)
- ORG_Origin_Energy_Limited_Final_Dividend_Statement_for_the_period_ended_30_June_2022_0001_Jan10 [ORG.AX](#)
- QBE_Payment_Advice_2022_09_23.pdf [QBE.AX](#)
- RWC_Payment_Advice_2022_10_07.pdf [RWC.AX](#)
- S32_Payment_Advice_2023_04_06.pdf [S32.AX](#)
- SUN_Dividend_Advice_2022_09_21.pdf [SUN.AX](#)
- SVW_SVW_Final_Dividend_Statement_for_the_period_ended_30_June_2022_0001_Jan10 [SVW.AX](#)

SVW . AX

- WDS_Payment_Advice_2023_04_05.pdf WDS . AX
- WES_Payment_Advice_2022_10_06.pdf WES . AX

SVW . AX

- WDS_Payment_Advice_2022_10_06.pdf WDS . AX
- WES_Payment_Advice_2023_03_28.pdf WES . AX

External URLs

No External URLs

Standard Checklist

- Attach copies of all dividend statements.
- Attach copy of Dividend Reconciliation Report
- Attach copy of Investment Income Comparison Report

R & L Hurst Superannuation Fund

Dividend Reconciliation Report

For The Period 01 July 2022 - 30 June 2023

Date	Net Payment Received	Australian Income			Foreign Income			Withheld		
		Unfranked	Franked	Franking Credits	Foreign Income	Foreign Credits	NZ Credits	TFN Withheld	Non-Resident	LIC Deduction
Shares in Listed Companies (Australian)										
AMC.AX Amcor Limited										
28/09/2022	100.63	100.63	0.00	0.00						
13/12/2022	113.34	113.34	0.00	0.00						
21/03/2023	100.86	100.86	0.00	0.00						
20/06/2023	107.45	107.45	0.00	0.00						
	422.28	422.28	0.00	0.00						
ANZ.AX ANZ Group Holdings Limited										
01/07/2022	223.20	0.00	223.20	95.66						
15/12/2022	291.56	0.00	291.56	124.95						
	514.76	0.00	514.76	220.61						
ARG.AX Argo Investments Limited										
16/09/2022	191.08	0.00	191.08	81.89						
10/03/2023	185.46	0.00	185.46	79.48						
	376.54	0.00	376.54	161.37						
BHP.AX BHP Group Limited										
23/09/2022	1,541.31	0.00	1,541.31	660.56						

R & L Hurst Superannuation Fund

Dividend Reconciliation Report

For The Period 01 July 2022 - 30 June 2023

Date	Net Payment Received	Australian Income			Foreign Income			Withheld		
		Unfranked	Franked	Franking Credits	Foreign Income	Foreign Credits	NZ Credits	TFN Withheld	Non-Resident	LIC Deduction
30/03/2023	823.64	0.00	823.64	352.99						
	2,364.95	0.00	2,364.95	1,013.55						
CPU.AX Computershare Limited.										
12/09/2022	64.80	64.80	0.00	0.00						
21/03/2023	64.80	64.80	0.00	0.00						
	129.60	129.60	0.00	0.00						
CSL.AX CSL Limited										
05/10/2022	75.61	68.05	7.56	3.24						
05/04/2023	69.72	69.72	0.00	0.00						
	145.33	137.77	7.56	3.24						
EVN.AX Evolution Mining Limited										
30/09/2022	111.45	0.00	111.45	47.76						
02/06/2023	74.30	0.00	74.30	31.84						
	185.75	0.00	185.75	79.60						
JBH.AX Jb Hi-fi Limited										
09/09/2022	368.73	0.00	368.73	158.03						
10/03/2023	474.77	0.00	474.77	203.47						

R & L Hurst Superannuation Fund
Dividend Reconciliation Report

For The Period 01 July 2022 - 30 June 2023

Date	Net Payment Received	Australian Income			Foreign Income			Withheld		
		Unfranked	Franked	Franking Credits	Foreign Income	Foreign Credits	NZ Credits	TFN Withheld	Non-Resident	LIC Deduction
	843.50	0.00	843.50	361.50						
JHX.AX James Hardie Industries Plc										
29/07/2022	84.10				112.14				28.04	
	84.10				112.14				28.04	
LOV.AX Lovisa Holdings Limited										
20/10/2022	133.20	93.24	39.96	17.13						
20/04/2023	136.80	0.00	136.80	58.63						
	270.00	93.24	176.76	75.76						
MIN.AX Mineral Resources Limited										
23/09/2022	117.00	0.00	117.00	50.14						
30/03/2023	140.40	0.00	140.40	60.17						
	257.40	0.00	257.40	110.31						
MQG.AX Macquarie Group Limited										
04/07/2022	269.50	161.70	107.80	46.20						
13/12/2022	264.00	158.40	105.60	45.26						
	533.50	320.10	213.40	91.46						
NAB.AX National Australia Bank Limited										

R & L Hurst Superannuation Fund

Dividend Reconciliation Report

For The Period 01 July 2022 - 30 June 2023

Date	Net Payment Received	Australian Income			Foreign Income			Withheld		
		Unfranked	Franked	Franking Credits	Foreign Income	Foreign Credits	NZ Credits	TFN Withheld	Non-Resident	LIC Deduction
14/12/2022	463.32	0.00	463.32	198.57						
	463.32	0.00	463.32	198.57						
ORG.AX Origin Energy Limited										
30/09/2022	195.53	48.88	146.65	62.85						
24/03/2023	195.53	0.00	195.53	83.80						
	391.06	48.88	342.18	146.65						
QBE.AX QBE Insurance Group Limited										
23/09/2022	51.75	46.58	5.17	2.22						
14/04/2023	172.50	155.25	17.25	7.39						
	224.25	201.83	22.42	9.61						
RWC.AX Reliance Worldwide Corporation Limited										
07/10/2022	134.93	121.44	13.49	5.78						
06/04/2023	122.72	110.45	12.27	5.26						
	257.65	231.89	25.76	11.04						
S32.AX South32 Limited										
13/10/2022	260.10	0.00	260.10	111.47						
06/04/2023	75.92	0.00	75.92	32.54						

R & L Hurst Superannuation Fund

Dividend Reconciliation Report

For The Period 01 July 2022 - 30 June 2023

Date	Net Payment Received	Australian Income			Foreign Income			Withheld		
		Unfranked	Franked	Franking Credits	Foreign Income	Foreign Credits	NZ Credits	TFN Withheld	Non-Resident	LIC Deduction
	336.02	0.00	336.02	144.01						
SUN.AX Suncorp Group Limited										
21/09/2022	78.88	0.00	78.88	33.81						
31/03/2023	153.12	0.00	153.12	65.62						
	232.00	0.00	232.00	99.43						
SVW.AX Seven Group Holdings Limited										
28/10/2022	62.10	0.00	62.10	26.61						
05/05/2023	62.10	0.00	62.10	26.61						
	124.20	0.00	124.20	53.22						
WDS.AX Woodside Energy Group Ltd										
06/10/2022	750.18	0.00	750.18	321.51						
05/04/2023	1,010.41	0.00	1,010.41	433.03						
	1,760.59	0.00	1,760.59	754.54						
WES.AX Wesfarmers Limited										
06/10/2022	238.00	0.00	238.00	102.00						
28/03/2023	209.44	0.00	209.44	89.76						
	447.44	0.00	447.44	191.76						

R & L Hurst Superannuation Fund
Dividend Reconciliation Report

For The Period 01 July 2022 - 30 June 2023

Date	Net Payment Received	Australian Income			Foreign Income			Withheld		
		Unfranked	Franked	Franking Credits	Foreign Income	Foreign Credits	NZ Credits	TFN Withheld	Non-Resident	LIC Deduction
	10,364.24	1,585.59	8,694.55	3,726.23	112.14				28.04	
TOTAL	10,364.24	1,585.59	8,694.55	3,726.23	112.14				28.04	

Tax Return Reconciliation

	Totals	Tax Return Label
Unfranked	1,585.59	J
Franked Dividends	8,694.55	K
Franking Credits	3,726.23	L

R & L Hurst Superannuation Fund

Investment Income Comparison Report

As at 30 June 2023

Investment	Ledger Data			ASX & UUT Data							
	Transaction Date	Income Amount	Franking Credit	Date Payable	Ex Div/Dist Date	Units On Hand	45 Day Qualified	Amount per share/unit	Estimated Income	Estimated Franking*	
Reconciled											
Shares in Listed Companies (Australian)											
AMC.AX	Amcor Limited	28/09/2022	100.63	0.00	28/09/2022	07/09/2022	583.00	583.00	0.1726	100.63	0.00
AMC.AX	Amcor Limited	13/12/2022	113.34	0.00	13/12/2022	22/11/2022	583.00	583.00	0.1944	113.34	0.00
AMC.AX	Amcor Limited	21/03/2023	100.86	0.00	21/03/2023	28/02/2023	583.00	583.00	0.1730	100.86	0.00
AMC.AX	Amcor Limited	20/06/2023	107.45	0.00	20/06/2023	23/05/2023	583.00	583.00	0.1843	107.45	0.00
ANZ.AX	ANZ Group Holdings Limited	01/07/2022	223.20	95.66	01/07/2022	09/05/2022	310.00	310.00	0.7200	223.20	95.66
ANZ.AX	ANZ Group Holdings Limited	15/12/2022	291.56	124.95	15/12/2022	07/11/2022	394.00	394.00	0.7400	291.56	124.95
ARG.AX	Argo Investments Limited	16/09/2022	191.08	81.89	16/09/2022	26/08/2022	1,124.00	1,124.00	0.1700	191.08	81.89
ARG.AX	Argo Investments Limited	10/03/2023	185.46	79.48	10/03/2023	17/02/2023	1,124.00	1,124.00	0.1650	185.46	79.48
BHP.AX	BHP Group Limited	23/09/2022	1,541.31	660.56	22/09/2022	01/09/2022	604.00	604.00	2.5518	1,541.31	660.56
BHP.AX	BHP Group Limited	30/03/2023	823.64	352.99	30/03/2023	09/03/2023	604.00	604.00	1.3636	823.64	352.99
CPU.AX	Computershare Limited.	12/09/2022	64.80	0.00	12/09/2022	16/08/2022	216.00	216.00	0.3000	64.80	0.00
CPU.AX	Computershare Limited.	21/03/2023	64.80	0.00	21/03/2023	21/02/2023	216.00	216.00	0.3000	64.80	0.00
CSL.AX	CSL Limited	05/10/2022	75.61	3.24	05/10/2022	06/09/2022	43.00	43.00	1.7583	75.61	3.24
CSL.AX	CSL Limited	05/04/2023	69.72	0.00	05/04/2023	09/03/2023	43.00	43.00	1.6215	69.72	0.00
EVN.AX	Evolution Mining Limited	30/09/2022	111.45	47.76	30/09/2022	30/08/2022	3,715.00	3,715.00	0.0300	111.45	47.76
EVN.AX	Evolution Mining Limited	02/06/2023	74.30	31.84	02/06/2023	28/02/2023	3,715.00	3,715.00	0.0200	74.30	31.84
JBH.AX	Jb Hi-fi Limited	09/09/2022	368.73	158.03	09/09/2022	25/08/2022	241.00	241.00	1.5300	368.73	158.03
JBH.AX	Jb Hi-fi Limited	10/03/2023	474.77	203.47	10/03/2023	23/02/2023	241.00	241.00	1.9700	474.77	203.47
JHX.AX	James Hardie Industries Plc	29/07/2022	112.14		29/07/2022	26/05/2022	267.00	267.00	0.4200	112.14	0.00
LOV.AX	Lovisa Holdings Limited	20/10/2022	133.20	17.13	20/10/2022	14/09/2022	360.00	360.00	0.3700	133.20	17.13

R & L Hurst Superannuation Fund

Investment Income Comparison Report

As at 30 June 2023

Investment		Ledger Data			ASX & UUT Data						
		Transaction Date	Income Amount	Franking Credit	Date Payable	Ex Div/Dist Date	Units On Hand	45 Day Qualified	Amount per share/unit	Estimated Income	Estimated Franking*
LOV.AX	Lovisa Holdings Limited	20/04/2023	136.80	58.63	20/04/2023	07/03/2023	360.00	360.00	0.3800	136.80	58.63
MIN.AX	Mineral Resources Limited	23/09/2022	117.00	50.14	23/09/2022	02/09/2022	117.00	117.00	1.0000	117.00	50.14
MIN.AX	Mineral Resources Limited	30/03/2023	140.40	60.17	30/03/2023	09/03/2023	117.00	117.00	1.2000	140.40	60.17
MQG.AX	Macquarie Group Limited	04/07/2022	269.50	46.20	04/07/2022	16/05/2022	77.00	77.00	3.5000	269.50	46.20
MQG.AX	Macquarie Group Limited	13/12/2022	264.00	45.26	13/12/2022	07/11/2022	88.00	88.00	3.0000	264.00	45.26
NAB.AX	National Australia Bank Limited	14/12/2022	463.32	198.57	14/12/2022	15/11/2022	594.00	594.00	0.7800	463.32	198.57
ORG.AX	Origin Energy Limited	30/09/2022	195.53	62.85	30/09/2022	06/09/2022	1,185.00	1,185.00	0.1650	195.52	62.85
ORG.AX	Origin Energy Limited	24/03/2023	195.53	83.80	24/03/2023	28/02/2023	1,185.00	1,185.00	0.1650	195.52	83.80
QBE.AX	QBE Insurance Group Limited	23/09/2022	51.75	2.22	23/09/2022	18/08/2022	575.00	575.00	0.0900	51.75	2.22
QBE.AX	QBE Insurance Group Limited	14/04/2023	172.50	7.39	14/04/2023	06/03/2023	575.00	575.00	0.3000	172.50	7.39
RWC.AX	Reliance Worldwide Corporation Limited	07/10/2022	134.93	5.78	07/10/2022	08/09/2022	1,890.00	1,890.00	0.0714	134.93	5.78
RWC.AX	Reliance Worldwide Corporation Limited	06/04/2023	122.72	5.26	06/04/2023	09/03/2023	1,890.00	1,890.00	0.0649	122.72	5.26
S32.AX	South32 Limited	13/10/2022	260.10	111.47	13/10/2022	15/09/2022	1,035.00	1,035.00	0.2513	260.11	111.47
S32.AX	South32 Limited	06/04/2023	75.92	32.54	06/04/2023	09/03/2023	1,035.00	1,035.00	0.0733	75.92	32.54
SUN.AX	Suncorp Group Limited	21/09/2022	78.88	33.81	21/09/2022	12/08/2022	464.00	464.00	0.1700	78.88	33.81
SUN.AX	Suncorp Group Limited	31/03/2023	153.12	65.62	31/03/2023	14/02/2023	464.00	464.00	0.3300	153.12	65.62
SVW.AX	Seven Group Holdings Limited	28/10/2022	62.10	26.61	28/10/2022	15/09/2022	270.00	270.00	0.2300	62.10	26.61
SVW.AX	Seven Group Holdings Limited	05/05/2023	62.10	26.61	05/05/2023	11/04/2023	270.00	270.00	0.2300	62.10	26.61
WDS.AX	Woodside Energy Group Ltd	06/10/2022	750.18	321.51	06/10/2022	08/09/2022	469.00	469.00	1.5995	750.18	321.51
WDS.AX	Woodside Energy Group Ltd	05/04/2023	1,010.41	433.03	05/04/2023	08/03/2023	469.00	469.00	2.1544	1,010.41	433.03
WES.AX	Wesfarmers Limited	06/10/2022	238.00	102.00	06/10/2022	31/08/2022	238.00	238.00	1.0000	238.00	102.00
WES.AX	Wesfarmers Limited	28/03/2023	209.44	89.76	28/03/2023	20/02/2023	238.00	238.00	0.8800	209.44	89.76

R & L Hurst Superannuation Fund

Investment Income Comparison Report

As at 30 June 2023

Investment	Ledger Data			ASX & UUT Data						
	Transaction Date	Income Amount	Franking Credit	Date Payable	Ex Div/Dist Date	Units On Hand	45 Day Qualified	Amount per share/unit	Estimated Income	Estimated Franking*
		10,392.28	3,726.23					32.3894	10,392.25	3,726.23
Units in Listed Unit Trusts (Australian)										
GMG.AX	Goodman Group	24/02/2023	71.25	24/02/2023	29/12/2022	475.00	475.00	0.1500	71.25	0.00
IFRA.AX	Vaneck Ftse Global Infrastructure (hedged) Etf	18/10/2022	151.04	18/10/2022	03/10/2022	944.00	944.00	0.1600	151.04	0.00
IFRA.AX	Vaneck Ftse Global Infrastructure (hedged) Etf	18/01/2023	151.04	18/01/2023	03/01/2023	944.00	944.00	0.1600	151.04	0.00
IFRA.AX	Vaneck Ftse Global Infrastructure (hedged) Etf	20/04/2023	151.04	20/04/2023	03/04/2023	944.00	944.00	0.1600	151.04	0.00
IFRA.AX	Vaneck Ftse Global Infrastructure (hedged) Etf	30/06/2023	285.60							
IFRA.AX	Vaneck Ftse Global Infrastructure (hedged) Etf			25/07/2023	03/07/2023	1,680.00	1,680.00	0.1700	285.60	2.45
IXJ.AX	Ishares Global Healthcare Etf	05/01/2023	90.15	05/01/2023	21/12/2022	171.00	171.00	0.5272	90.15	0.00
IXJ.AX	Ishares Global Healthcare Etf	30/06/2023	292.36							0.00
IXJ.AX	Ishares Global Healthcare Etf			13/07/2023	03/07/2023	252.00	252.00	1.1602	292.36	0.00
QPON.AX	Betashares Australian Bank Senior Floating Rate Bond Etf	16/08/2022	45.21	16/08/2022	01/08/2022	899.00	899.00	0.0503	45.21	0.00
QPON.AX	Betashares Australian Bank Senior Floating Rate Bond Etf	16/09/2022	51.50	16/09/2022	01/09/2022	899.00	899.00	0.0573	51.50	0.00
QPON.AX	Betashares Australian Bank Senior Floating Rate Bond Etf	18/10/2022	56.02	18/10/2022	03/10/2022	899.00	899.00	0.0623	56.02	0.00
QPON.AX	Betashares Australian Bank Senior Floating Rate Bond Etf	16/11/2022	67.29	16/11/2022	01/11/2022	899.00	899.00	0.0749	67.29	0.00
QPON.AX	Betashares Australian Bank Senior Floating Rate Bond Etf	16/12/2022	65.25	16/12/2022	01/12/2022	899.00	899.00	0.0726	65.25	0.00
QPON.AX	Betashares Australian Bank Senior Floating Rate Bond Etf	18/01/2023	65.27	18/01/2023	03/01/2023	899.00	899.00	0.0726	65.27	0.00
QPON.AX	Betashares Australian Bank Senior Floating Rate Bond Etf	16/02/2023	69.71	16/02/2023	01/02/2023	899.00	899.00	0.0775	69.70	0.00
QPON.AX	Betashares Australian Bank Senior Floating Rate Bond Etf	16/03/2023	61.14	16/03/2023	01/03/2023	899.00	899.00	0.0680	61.14	0.00
QPON.AX	Betashares Australian Bank Senior Floating Rate Bond Etf	20/04/2023	72.44	20/04/2023	03/04/2023	899.00	899.00	0.0806	72.44	0.00

R & L Hurst Superannuation Fund

Investment Income Comparison Report

As at 30 June 2023

Investment	Ledger Data			ASX & UUT Data							
	Transaction Date	Income Amount	Franking Credit	Date Payable	Ex Div/Dist Date	Units On Hand	45 Day Qualified	Amount per share/unit	Estimated Income	Estimated Franking*	
QPON.AX	Betashares Australian Bank Senior Floating Rate Bond Etf	16/05/2023	65.63		16/05/2023	01/05/2023	899.00	899.00	0.0730	65.63	0.00
QPON.AX	Betashares Australian Bank Senior Floating Rate Bond Etf	19/06/2023	77.44		19/06/2023	01/06/2023	899.00	899.00	0.0861	77.44	0.00
QPON.AX	Betashares Australian Bank Senior Floating Rate Bond Etf	30/06/2023	100.65	0.00							
QPON.AX	Betashares Australian Bank Senior Floating Rate Bond Etf				18/07/2023	03/07/2023	1,285.00	1,285.00	0.0783	100.65	0.00
			1,990.03	1.40					3.3408	1,990.01	2.45
Unreconciled											
Managed Investments (Australian)											
HURSTNORTH	North Investment	30/06/2023	18,119.46	426.25							
			18,119.46	426.25							
Units in Listed Unit Trusts (Australian)											
CHC.AX	Charter Hall Group	31/08/2022	49.49		31/08/2022	29/06/2022	538.00	538.00	0.2047	110.13	21.21
CHC.AX	Charter Hall Group	28/02/2023	112.11		28/02/2023	29/12/2022	538.00	538.00	0.2084	112.12	21.63
CHC.AX	Charter Hall Group	30/06/2023	0.00	42.84							
			161.60	42.84					0.4131	222.25	42.84
			30,663.37	4,196.72					36.1434	12,604.51	3,771.52

*Franking credit is estimated using 45 day qualified units. The estimation might not be accurate for preference shares and hedging arrangements.



ARBN 630 385 278

036820 046 AMC



MR RICHARD MICHAEL HURST & MRS
LEE ANN HURST
<R & L HURST S/F A/C>
40 PATERNOSTER ROAD
REID SA 5118

Update your information:



Online:

www.computershare.com.au/easyupdate/AMC



By Mail:

Computershare Investor Services Pty Limited
GPO Box 2975 Melbourne
Victoria 3001 Australia

Enquiries:

(within Australia) 1300 850 505
(within New Zealand) 0800 888 017
(outside Australia) +61 3 9415 4000

Holder Identification Number (HIN)

HIN WITHHELD

ASX Code	AMC
Record Date	8 September 2022
Payment Date	28 September 2022
Direct Credit Reference No.	862991

Quarterly Dividend for the period ended 30 June 2022

Dear Shareholder,

The Directors of Amcor plc declared a quarterly dividend of 12 US cents per ordinary share for the period ended 30 June 2022, payable on 28 September 2022. For holders of CHESS Depository Interests (CDIs), the A\$ equivalent will be 17.26 cents per CDI. The payment is paid on shares held on the Record Date, 8 September 2022.

Class Description	Amount per CDI	Number of CDIs	Gross Payment \$
CDIs	A\$0.1726	583	\$100.63
Net Payment			\$100.63

Note: You should retain this statement to assist you in preparing your tax return.

Your Payment Instruction

ANZ
BSB: 015-356 Account number: XXXXXXX71

Amount Deposited
AUD\$100.63



035732 046 AMC



MR RICHARD MICHAEL HURST & MRS
LEE ANN HURST
<R & L HURST S/F A/C>
40 PATERNOSTER ROAD
REID SA 5118

Update your information:



Online:

www.computershare.com.au/easyupdate/AMC



By Mail:

Computershare Investor Services Pty Limited
GPO Box 2975 Melbourne
Victoria 3001 Australia

Enquiries:

(within Australia) 1300 850 505
(within New Zealand) 0800 888 017
(outside Australia) +61 3 9415 4000

Holder Identification Number (HIN)

HIN WITHHELD

ASX Code	AMC
Record Date	24 May 2023
Payment Date	20 June 2023
Direct Credit Reference No.	860938

Quarterly Dividend for the period ended 31 March 2023

Dear Shareholder,

The Directors of Amcor plc declared a quarterly dividend of 12.25 US cents per ordinary share for the period ended 31 March 2023, payable on 20 June 2023. For holders of CHESS Depository Interests (CDIs), the A\$ equivalent will be 18.43 cents per CDI. This payment is based on the number of shares held on the Record Date, 24 May 2023.

Class Description	Amount per CDI	Number of CDIs	Gross Payment \$
CDIs	A\$0.1843	583	\$107.45
Net Payment			\$107.45

Note: You should retain this statement to assist you in preparing your tax return.

Your Payment Instruction

ANZ
BSB: 015-356 Account number: XXXXXXXX71

Amount Deposited

AUD\$107.45



035861 046 AMC



MR RICHARD MICHAEL HURST & MRS
LEE ANN HURST
<R & L HURST S/F A/C>
40 PATERNOSTER ROAD
REID SA 5118

Update your information:

Online:
www.computershare.com.au/easyupdate/AMC

By Mail:
Computershare Investor Services Pty Limited
GPO Box 2975 Melbourne
Victoria 3001 Australia

Enquiries:

(within Australia) 1300 850 505
(within New Zealand) 0800 888 017
(outside Australia) +61 3 9415 4000

Holder Identification Number (HIN)

HIN WITHHELD

ASX Code	AMC
Record Date	1 March 2023
Payment Date	21 March 2023
Direct Credit Reference No.	861527

Quarterly Dividend for the period ended 31 December 2022

Dear Shareholder,

The Directors of Amcor plc declared a quarterly dividend of 12.25 US cents per ordinary share for the period ended 31 December 2022, payable on 21 March 2023. For holders of CHESS Depository Interests (CDIs), the A\$ equivalent will be 17.30 cents per CDI. This payment is based on the number of shares held on the Record Date, 1 March 2023.

Class Description	Amount per CDI	Number of CDIs	Gross Payment \$
CDIs	A\$0.1730	583	\$100.86
Net Payment			\$100.86

Note: You should retain this statement to assist you in preparing your tax return.

Your Payment Instruction

ANZ
BSB: 015-356 Account number: XXXXXXXX71

Amount Deposited
AUD\$100.86



036138 046 AMC



MR RICHARD MICHAEL HURST & MRS
LEE ANN HURST
<R & L HURST S/F A/C>
40 PATERNOSTER ROAD
REID SA 5118

Update your information:

Online:
www.computershare.com.au/easyupdate/AMC

By Mail:
Computershare Investor Services Pty Limited
GPO Box 2975 Melbourne
Victoria 3001 Australia

Enquiries:

(within Australia) 1300 850 505
(within New Zealand) 0800 888 017
(outside Australia) +61 3 9415 4000

Holder Identification Number (HIN)

HIN WITHHELD

ASX Code	AMC
Record Date	23 November 2022
Payment Date	13 December 2022
Direct Credit Reference No.	862275

Quarterly Dividend for the period ended 30 September 2022

Dear Shareholder,

The Directors of Amcor plc declared a quarterly dividend of 12.25 US cents per ordinary share for the period ended 30 September 2022, payable on 13 December 2022. For holders of CHESS Depository Interests (CDIs), the A\$ equivalent will be 19.44 cents per CDI. The payment is paid on shares held on the Record Date, 23 November 2022.

Class Description	Amount per CDI	Number of CDIs	Gross Payment \$
CDIs	A\$0.1944	583	\$113.34
Net Payment			\$113.34

Note: You should retain this statement to assist you in preparing your tax return.

Your Payment Instruction

ANZ
BSB: 015-356 Account number: XXXXXXX71

Amount Deposited
AUD\$113.34





152639 046 ANZ




MR RICHARD MICHAEL HURST & MRS
LEE ANN HURST
<R & L HURST S/F A/C>
40 PATERNOSTER ROAD
REID SA 5118

NEED ASSISTANCE?

 anz.com/shareholder/centre
anzshareregistry@computershare.com.au

 Computershare Investor Services Pty Limited
GPO Box 2975 Melbourne
Victoria 3001 Australia

 1800 113 399 (within Australia)
0800 174 007 (within New Zealand)
+61 3 9415 4010 (outside Australia)

Holder Identification Number (HIN)

HIN WITHHELD

Share Class	Ordinary
Record Date	10 May 2022
Payment Date	1 July 2022
TFN/ABN	Quoted

Payment in Australian dollars

DIVIDEND ADVICE

The details of your **Interim Dividend** of A\$0.72 per share for the half year ended 31 March 2022 are set out below.

NUMBER OF SHARES	FRANKED AMOUNT	UNFRANKED AMOUNT	NET AMOUNT	FRANKING CREDIT
310	A\$223.20	A\$0.00	A\$223.20	A\$95.66

The dividend is 100% franked at the Australian company tax rate of 30%.

A NZ Imputation Credit of **NZ\$27.90** has been attached to the above dividend. For NZ taxpayers, your NZ gross income will include the aggregate of the Net Amount and the NZ Imputation Credit which should be included in your income tax return.

Shareholders should obtain their own professional advice on the tax implications of the dividend and retain this document to assist in tax return preparation.

PAYMENT INSTRUCTIONS



ANZ

BSB:	XXX-XXX
Account number:	XXXXXXXX71
Payment reference:	675773

PAYMENT AMOUNT: A\$223.20

If payment cannot be made to the above account, you will be notified and your entitlement will be held pending receipt of updated direct credit instructions.



UPCOMING EVENTS

27 October 2022
Full Year Results announced





144757 046 ANZ




MR RICHARD MICHAEL HURST & MRS
LEE ANN HURST
<R & L HURST S/F A/C>
40 PATERNOSTER ROAD
REID SA 5118

NEED ASSISTANCE?

 anz.com/shareholder/centre
anzshareregistry@computershare.com.au

 Computershare Investor Services Pty Limited
GPO Box 2975 Melbourne
Victoria 3001 Australia

 1800 113 399 (within Australia)
0800 174 007 (within New Zealand)
+61 3 9415 4010 (outside Australia)

Holder Identification Number (HIN)

HIN WITHHELD

Share Class	Ordinary
Record Date	8 November 2022
Payment Date	15 December 2022
TFN/ABN	Quoted

Payment in Australian dollars

DIVIDEND ADVICE

The details of your **Final Dividend** of A\$0.74 per share for the year ended 30 September 2022 are set out below.

NUMBER OF SHARES	FRANKED AMOUNT	UNFRANKED AMOUNT	NET AMOUNT	FRANKING CREDIT
394	A\$291.56	A\$0.00	A\$291.56	A\$124.95

The dividend is 100% franked at the Australian company tax rate of 30%.

A NZ Imputation Credit of **NZ\$35.46** has been attached to the above dividend. For NZ taxpayers, your NZ gross income will include the aggregate of the Net Amount and the NZ Imputation Credit which should be included in your income tax return.

Shareholders should obtain their own professional advice on the tax implications of the dividend and retain this document to assist in tax return preparation.

PAYMENT INSTRUCTIONS



ANZ

BSB:	XXX-XXX
Account number:	XXXXXXXX71
Payment reference:	673907

PAYMENT AMOUNT: A\$291.56

If payment cannot be made to the above account, you will be notified and your entitlement will be held pending receipt of updated direct credit instructions.



To update your shareholder information in a fast, secure and environmentally friendly way visit anz.com/easyupdate.





Argo Investments Limited
ABN 35 007 519 520

All correspondence to:

BoardRoom
Smart Business Solutions

Boardroom Pty Limited
ABN 14 003 209 836

GPO Box 3993
Sydney NSW 2001

Tel: 1300 350 716 (within Australia)

Tel: +61 2 8023 5479 (outside Australia)

Fax: +61 2 9279 0664

www.boardroomlimited.com.au

argo@boardroomlimited.com.au

MR RICHARD MICHAEL HURST & MRS
LEE ANN HURST
<R & L HURST S/F A/C>
40 PATERNOSTER ROAD
REID SA 5118

Reference Number: S00097107556
TFN/ABN Status: Quoted
Subregister: CHES
Record Date: 20/02/2023
Payment Date: 10/03/2023

Dividend Statement

Payment Description: Interim Dividend for the half year ended 31 December 2022

Security Class: Fully Paid Ordinary Shares

ASX Code: ARG

Number of shares held at Record Date	Dividend Rate per share	Gross Dividend	Withholding Tax	Net Dividend Credited	Franked Amount ¹	Unfranked Amount	Franking Credit ²
1,124	16.5 cents	\$185.46	Nil	\$185.46	\$185.46	Nil	\$79.48

1. This dividend is 100% franked

2. The franking credit has been calculated at the tax rate of 30%.

The dividend does not include a Listed Investment Company (LIC) capital gain component.

Direct Credit Instruction

The total net payment has been paid in accordance with your instructions as shown below:

Bank Domicile: AUS

Bank Account Type: Domestic

Bank Code: 015-356

Account Number: *****571

Exchange Rate: N/A

Receipt Currency: AUD

Amount Deposited: 185.46

Please check the above details are correct and the payment has been credited to your account.

Please retain this statement for taxation purposes



MR RICHARD MICHAEL HURST & MRS
LEE ANN HURST
<R & L HURST S/F A/C>
40 PATERNOSTER ROAD
REID SA 5118

Reference Number: S00097107556
TFN/ABN Status: Quoted
Subregister: CHES
Record Date: 29/08/2022
Payment Date: 16/09/2022

DIVIDEND STATEMENT

Payment Description: Final Dividend for period ended 30 June 2022

Security Class: Fully Paid Ordinary Shares

ASX Code: ARG

Number of shares held at Record Date	Dividend Rate per share	Gross Dividend	Withholding Tax	Net Dividend Credited	Franked Amount ¹	Unfranked Amount	Franking Credit ²
1,124	17 cents	\$191.08	Nil	\$191.08	\$191.08	Nil	\$81.89

- This dividend is 100% franked*
- The franking credit has been calculated at the tax rate of 30%.*

LIC Capital Gain Tax Deduction Information

The Company qualifies as a Listed Investment Company (LIC) for income tax purposes. Certain Australian resident shareholders are entitled to claim a deduction for a percentage of the attributable part of a dividend paid by an LIC. The attributable part is sourced from net capital gains on portfolio investments held for more than 12 months at the time of the disposal of the asset.

This dividend includes a LIC Capital Gain component of 15 cents per share.

The attributable part of the above dividend is \$240.86

The tax deduction is available as follows:

- If you are an individual, trust or partnership; 50% of the attributable part. \$120.43
- If you are a complying superannuation entity; 33 1/3% of the attributable part. \$80.29

However, if you are a trust or a partnership, and a beneficiary of the trust or a partner in the partnership is not an individual, all or part of that entity's share of the deduction may be required to be included in their assessable income

Direct Credit Instruction

The total net payment has been paid in accordance with your instructions as shown below:

Bank Domicile:	AUS	Receipt Currency:	AUD
Bank Account Type:	Domestic	Amount Deposited:	191.08
Bank Code:	015-356		
Account Number:	*****571		
Exchange Rate:	N/A		

Please check the above details are correct and the payment has been credited to your account.

Please retain this statement for taxation purposes



BHP Group Limited
ABN 49 004 028 077

┆ 208230 000 BHP



MR RICHARD MICHAEL HURST & MRS
LEE ANN HURST
<R & L HURST S/F A/C>
40 PATERNOSTER ROAD
REID SA 5118

Update Your Details:



www.computershare.com.au/investor



(within Australia) 1300 656 780
(outside Australia) +61 3 9415 4020



Computershare Investor Services Pty Limited
GPO Box 2975 Melbourne
Victoria 3001 Australia

Your Shareholding

SHARE CLASS	HOLDER NUMBER
Ordinary Shares	HIN WITHHELD
TFN/ABN STATUS	DIRECT CREDIT REF NO
Quoted	431718
RECORD DATE	PAYMENT DATE
10 March 2023	30 March 2023

You must keep this document for your tax records.

BHP Group Limited Shares

FY2023 Interim Dividend Payment - Dividend Statement & Direct Credit Advice

The statement below represents your interim dividend for the half year ended 31 December 2022. This dividend is paid at the rate of 90 US cents (equivalent to A\$1.36363636) per share on your holding of fully paid ordinary shares, registered in your name and entitled to participate as at the Record Date. This dividend has been franked in Australia at a rate of 100% and the company tax rate used to determine the franking credit is 30%. All amounts are in Australian dollars, except where indicated.

Amount per Security	Number of Securities	Franked Amount	Unfranked Amount	Gross Payment
A\$1.36363636	604	A\$823.64	A\$0.00	A\$823.64
Net Payment				A\$823.64
Australian Franking Credit				A\$352.99

Your Payment Instruction

ANZ
BSB: 015-356
Account Number: XXXXXXX71

Amount Deposited

A\$823.64

If payment cannot be made to the above instruction, you will be issued with a cheque in the same currency as the Amount Deposited.



BHP Group Limited
ABN 49 004 028 077

206260 000 BHP



MR RICHARD MICHAEL HURST & MRS
LEE ANN HURST
<R & L HURST S/F A/C>
40 PATERNOSTER ROAD
REID SA 5118

Update Your Details:



www.computershare.com.au/investor



(within Australia) 1300 656 780
(outside Australia) +61 3 9415 4020



Computershare Investor Services Pty Limited
GPO Box 2975 Melbourne
Victoria 3001 Australia

Your Shareholding

SHARE CLASS	HOLDER NUMBER
Ordinary Shares	HIN WITHHELD
TFN/ABN STATUS	DIRECT CREDIT REF NO
Quoted	440724
RECORD DATE	PAYMENT DATE
2 September 2022	22 September 2022

You must keep this document for your tax records.

BHP Group Limited Shares

FY2022 Final Dividend Payment - Dividend Statement & Direct Credit Advice

The statement below represents your final dividend for the full year ended 30 June 2022. This dividend is paid at the rate of US\$1.75 (equivalent to A\$2.55183878) per share on your holding of fully paid ordinary shares, registered in your name and entitled to participate as at the Record Date. This dividend has been franked in Australia at a rate of 100% and the company tax rate used to determine the franking credit is 30%. All amounts are in Australian dollars, except where indicated.

Amount per Security	Number of Securities	Franked Amount	Unfranked Amount	Gross Payment
A\$2.55183878	604	A\$1,541.31	A\$0.00	A\$1,541.31
Net Payment				A\$1,541.31
Australian Franking Credit				A\$660.56

Your Payment Instruction

ANZ
BSB: 015-356
Account Number: XXXXXXX71

Amount Deposited
A\$1,541.31

If payment cannot be made to the above instruction, you will be issued with a cheque in the same currency as the Amount Deposited.

009732 000 CPU



MR RICHARD MICHAEL HURST & MRS
LEE ANN HURST
<R & L HURST S/F A/C>
40 PATERNOSTER ROAD
REID SA 5118

Update Your Details:



Online:
www.investorcentre.com/au

Enquiries:



By Phone:
(within Australia) 1300 307 613
(outside Australia) +61 3 9415 4222



By Mail:
Computershare Investor Services Pty Limited
GPO Box 2975 Melbourne
Victoria 3001 Australia

Holder Identification Number (HIN)

HIN WITHHELD

Computershare 2022 Final Dividend

ASX Code: **CPU**

Record Date: **17 August 2022**

Payment Date: **12 September 2022**

TFN/ABN Status: **Quoted**

The statement below represents your final dividend for the period ended 30 June 2022. The dividend has been paid at the rate of 30 cents per share on your holding of fully paid ordinary shares as at the record date 17 August 2022. For Australian income tax purposes this dividend is 100% unfranked and consists wholly of Conduit Foreign Income.

Class Description	Amount per Security	Number of Securities	Franked Amount	Unfranked Amount	Gross Payment
Ordinary Shares	30 cents	216	A\$0.00	A\$64.80	A\$64.80
		Net Payment			A\$64.80
		Franking Credit			A\$0.00



Important Notes:

- You should retain this statement to assist you in preparing your tax return.
- If payment cannot be made to your nominated account, the dividend amount will be withheld pending receipt of your valid direct credit instruction.
- If you require your payment to be re-issued, you may be charged an administrative fee which will be deducted from your payment.

Your Payment Instruction:

ANZ
BSB: XXX-XXX
Account Number: XXXXXXXX71
Payment Reference: 00819375

Amount Paid:

A\$64.80

Investor Centre

www.investorcentre.com/au

- ✓ Review & update your securityholding
- ✓ Review & update your direct credit instructions
- ✓ Supply your Tax File Number

Your secure access information is:

SRN/HIN: HIN WITHHELD

PLEASE NOTE: For security reasons it is important that you keep your SRN/HIN confidential.

009537 000 CPU



MR RICHARD MICHAEL HURST & MRS
LEE ANN HURST
<R & L HURST S/F A/C>
40 PATERNOSTER ROAD
REID SA 5118

Update Your Details:



Online:
www.investorcentre.com/au

Enquiries:



By Phone:
(within Australia) 1300 307 613
(outside Australia) +61 3 9415 4222



By Mail:
Computershare Investor Services Pty Limited
GPO Box 2975 Melbourne
Victoria 3001 Australia

Holder Identification Number (HIN)

HIN WITHHELD

Computershare 2023 Interim Dividend

ASX Code: CPU

Record Date: **22 February 2023**

Payment Date: **21 March 2023**

TFN/ABN Status: **Quoted**

The statement below represents your interim dividend for the period ended 31 December 2022. The dividend has been paid at the rate of 30 cents per share on your holding of fully paid ordinary shares as at the record date 22 February 2023. For Australian income tax purposes this dividend is 100% unfranked and consists wholly of Conduit Foreign Income.

Class Description	Amount per Security	Number of Securities	Franked Amount	Unfranked Amount	Gross Payment
Ordinary Shares	30 cents	216	A\$0.00	A\$64.80	A\$64.80
		Net Payment			A\$64.80
		Franking Credit			A\$0.00



Important Notes:

- You should retain this statement to assist you in preparing your tax return.
- If payment cannot be made to your nominated account, the dividend amount will be withheld pending receipt of your valid direct credit instruction.
- If you require your payment to be re-issued, you may be charged an administrative fee which will be deducted from your payment.

Your Payment Instruction:

ANZ
BSB: XXX-XXX
Account Number: XXXXXXX71
Payment Reference: 00818991

Amount Paid:

A\$64.80

Investor Centre

www.investorcentre.com/au

- ✓ Review & update your securityholding
- ✓ Review & update your direct credit instructions
- ✓ Supply your Tax File Number

Your secure access information is:

SRN/HIN: HIN WITHHELD

PLEASE NOTE: For security reasons it is important that you keep your SRN/HIN confidential.



CSL LIMITED
ABN 99 051 588 348

076188 046 CSL



MR RICHARD MICHAEL HURST & MRS
LEE ANN HURST
<R & L HURST S/F A/C>
40 PATERNOSTER ROAD
REID SA 5118

Update your information:

Online:
www.computershare.com.au/easyupdate/CSL

By Mail:
Computershare Investor Services Pty Limited
GPO Box 2975 Melbourne
Victoria 3001 Australia

Enquiries:

(within Australia) 1800 646 882
(international) +61 3 9415 4178

Holder Identification Number (HIN)

HIN WITHHELD

Payment Date 5 October 2022
Record Date 7 September 2022
TFN/ABN Status Quoted
Direct Credit Reference No. 1026013

Calculations are in US Dollars
This payment is in Australian Dollars

NOTIFICATION OF THE FINAL DIVIDEND FOR THE YEAR ENDED 30 JUNE 2022

Dear Shareholder,

We are pleased to provide you with payment of the final dividend of US\$1.18 per share. This dividend is paid on the shares registered in your name and entitled to participate as at the record date.

This dividend is franked at the rate of 10% (US\$0.118) and the company tax rate used to determine the franking credit is 30%. This means the remaining 90% of the dividend is unfranked (US\$1.062). Non-resident withholding tax is not payable on the unfranked component of the dividend as it consists entirely of Conduit Foreign Income.

For Australian resident shareholders, we have indicated whether or not your tax file number or ABN has been received and recorded as at the record date.

This dividend is converted to AU currency at the rate of US\$1.00 = AU\$1.490091

Yours sincerely
Fiona Mead
Company Secretary

FINAL DIVIDEND	RATE	NO. OF SHARES	UNFRANKED AMOUNT	FRANKED AMOUNT	FRANKING CREDIT
Ordinary Shares	US\$1.18	43	US\$45.67	US\$5.07	US\$2.17



Important Notes:

- You should retain this statement to assist you in preparing your tax return.
- The dividend amounts, franking credits and any withholding tax, where applicable, are in US Dollars. For Australian income tax reporting purposes you will need to convert these amounts to Australian Dollars using the conversion rate of US\$1.00 = AU\$1.490091.

NET DIVIDEND PAYMENT	US\$50.74
CONVERTED NET PAYMENT	AU\$75.61

288597_02_V3

BANKING INSTRUCTIONS

ANZ
BSB: 015-356 ACCOUNT NUMBER: XXXXXXXX71

IF PAYMENT CANNOT BE MADE TO THE ABOVE ACCOUNT, THE DIVIDEND AMOUNT WILL BE WITHHELD PENDING RECEIPT OF YOUR VALID DIRECT CREDIT INSTRUCTIONS.

Easy Update

www.computershare.com.au/easyupdate/CSL

- Review & update your securityholding
- Review & update your direct credit instructions
- Supply your Tax File Number

Your secure access information is:

SRN/HIN: HIN WITHHELD

PLEASE NOTE: For security reasons it is important that you keep your SRN/HIN confidential.



CSL LIMITED
 ABN 99 051 588 348

073737 046 CSL



MR RICHARD MICHAEL HURST & MRS
 LEE ANN HURST
 <R & L HURST S/F A/C>
 40 PATERNOSTER ROAD
 REID SA 5118

Update your information:

Online:
www.computershare.com.au/easyupdate/CSL

By Mail:
 Computershare Investor Services Pty Limited
 GPO Box 2975 Melbourne
 Victoria 3001 Australia

Enquiries:

(within Australia) 1800 646 882
 (international) +61 3 9415 4178

Holder Identification Number (HIN)

HIN WITHHELD

Payment Date	5 April 2023
Record Date	10 March 2023
TFN/ABN Status	Quoted
Direct Credit Reference No.	922159

Calculations are in US Dollars
 This payment is in Australian Dollars

NOTIFICATION OF THE INTERIM DIVIDEND FOR THE HALF YEAR ENDED 31 DECEMBER 2022

Dear Shareholder,

We are pleased to provide you with payment of the interim dividend of US\$1.07 per share. This dividend is 100% unfranked and paid on the shares registered in your name and entitled to participate as at the record date.

Non-resident withholding tax is not payable on the unfranked component of the dividend as it consists entirely of Conduit Foreign Income.

For Australian resident shareholders, we have indicated whether or not your tax file number or ABN has been received and recorded as at the record date.

This dividend is converted to AU currency at the rate of US\$1.00 = AU\$1.515381.

Yours sincerely
 Fiona Mead
 Company Secretary

INTERIM DIVIDEND	RATE	NO. OF SHARES	UNFRANKED AMOUNT	FRANKED AMOUNT	FRANKING CREDIT
Ordinary Shares	US\$1.07	43	US\$46.01	US\$0.00	US\$0.00



Important Notes:

- You should retain this statement to assist you in preparing your tax return.
- The dividend amounts, franking credits and any withholding tax, where applicable, are in US Dollars. For Australian income tax reporting purposes you will need to convert these amounts to Australian Dollars using the conversion rate of US\$1.00 = AU\$1.515381.

NET DIVIDEND PAYMENT	US\$46.01
CONVERTED NET PAYMENT	AU\$69.72

295932_02_V2

BANKING INSTRUCTIONS

ANZ
 BSB: 015-356 ACCOUNT NUMBER: XXXXXXX71

IF PAYMENT CANNOT BE MADE TO THE ABOVE ACCOUNT, THE DIVIDEND AMOUNT WILL BE WITHHELD PENDING RECEIPT OF YOUR VALID DIRECT CREDIT INSTRUCTIONS.

Easy Update

www.computershare.com.au/easyupdate/CSL

- Review & update your securityholding
- Review & update your direct credit instructions
- Supply your Tax File Number

Your secure access information is:

SRN/HIN: HIN WITHHELD

PLEASE NOTE: For security reasons it is important that you keep your SRN/HIN confidential.

Payment Advice



Evolution
MINING
EVOLUTION MINING LIMITED
ABN: 74 084 669 036

MR RICHARD MICHAEL HURST & MRS LEE ANN HURST <R & L
HURST S/F A/C>
40 PATERNOSTER ROAD
REID SA
5118

All Registry communications to:
C/- Link Market Services Limited
Locked Bag A14, Sydney South, NSW, 1235
Telephone: 1300 554 474
ASX Code: **EVN**
Email: registrars@linkmarketservices.com.au
Website: www.linkmarketservices.com.au

DIVIDEND STATEMENT

Reference No.: X*****4930
Payment Date: 30 September 2022
Record Date: 31 August 2022

Security Description	Dividend Rate per Share	Participating Shares	Unfranked Amount	Franked Amount	Total Payment	Franking Credit
EVN - FULLY PAID ORDINARY SHARES	\$0.03	3,715	\$0.00	\$111.45	\$111.45	\$47.76
		Less Withholding Tax			\$0.00	
		Net Amount			AUD 111.45	
		Represented By:				
		Direct Credit amount			AUD 111.45	

BANKING INSTRUCTIONS

The amount of AUD 111.45 was deposited to the bank account detailed below:

ANZ BANK

R + L HURST SUPER FUND
BSB: 015-356 **ACC:** *****9571

DIRECT CREDIT REFERENCE NO.: 1283864307

FRANKING INFORMATION

Franked Rate per Share	\$0.03
Franking Percentage	100%
Company Tax Rate	30%

The total amount together with the franking credit (if any) should be disclosed as assessable income in your Australian tax return.

Note: You may require this statement for taxation purposes. All investors should seek independent advice relevant to their own particular circumstances.

Please ensure your details are current by viewing and updating via the online service centre.

Payment Advice



Evolution
MINING
EVOLUTION MINING LIMITED
ABN: 74 084 669 036

MR RICHARD MICHAEL HURST & MRS LEE ANN HURST <R & L
HURST S/F A/C>
40 PATERNOSTER ROAD
REID SA
5118

All Registry communications to:

C/- Link Market Services Limited
Locked Bag A14, Sydney South, NSW, 1235
Telephone: 1300 554 474
ASX Code: **EVN**
Email: registrars@linkmarketservices.com.au
Website: www.linkmarketservices.com.au

DIVIDEND STATEMENT

Reference No.: X*****4930
Payment Date: 02 June 2023
Record Date: 01 March 2023

Security Description	Dividend Rate per Share	Participating Shares	Unfranked Amount	Franked Amount	Total Payment	Franking Credit
EVN - FULLY PAID ORDINARY SHARES	\$0.02	3,715	\$0.00	\$74.30	\$74.30	\$31.84
			Less Withholding Tax		\$0.00	
			Net Amount		AUD 74.30	
			Represented By:			
			Direct Credit amount		AUD 74.30	

BANKING INSTRUCTIONS

The amount of AUD 74.30 was deposited to the bank account detailed below:

ANZ BANK

R + L HURST SUPER FUND
BSB: 015-356 ACC: *****9571

DIRECT CREDIT REFERENCE NO.: 1295467428

FRANKING INFORMATION

Franked Rate per Share \$0.02
Franking Percentage 100%
Company Tax Rate 30%

The total amount together with the franking credit (if any) should be disclosed as assessable income in your Australian tax return.

Note: You may require this statement for taxation purposes. All investors should seek independent advice relevant to their own particular circumstances.

Please ensure your details are current by viewing and updating via the online service centre.

JB HI-FI

JB Hi-Fi Limited
ABN 80 093 220 136

014064 000 JBH



MR RICHARD MICHAEL HURST & MRS
LEE ANN HURST
<R & L HURST S/F A/C>
40 PATERNOSTER ROAD
REID SA 5118

Update your information:



Online:

www.computershare.com.au/easyupdate/jbh



By Mail:

Computershare Investor Services Pty Limited
GPO Box 2975 Melbourne
Victoria 3001 Australia

Enquiries:

(within Australia) 1300 302 417
(international) +61 3 9415 4136

Holder Identification Number (HIN)

HIN WITHHELD

ASX Code	JBH
TFN/ABN Status	Quoted
Record Date	24 February 2023
Payment Date	10 March 2023
Direct Credit Reference No.	819427

2023 Interim Dividend

Dear Securityholder,

This payment represents an interim dividend of 197 cents per share for the half year ended 31 December 2022. This dividend is paid on the shares registered in your name and entitled to participate as at the record date of 24 February 2023. This payment is 100% franked at the corporate tax rate of 30%.

Please register at www.computershare.com.au/easyupdate/jbh in order to update your TFN, bank account and other details online.

Doug Smith
Company Secretary

Class Description	Amount per Security	Number of Securities	Franked Amount	Unfranked Amount	Gross Payment
Ordinary Shares	197 cents	241	\$474.77	\$0.00	\$474.77
Net Payment					\$474.77
Franking Credit					\$203.47

Note 1: You should retain this statement to assist you in preparing your tax return.

Note 2: If you require your payment to be re-issued, you may be charged an administrative fee which will be deducted from your payment.

Your Payment Instruction

ANZ
BSB: 015-356 Account number: XXXXXX71

Amount Deposited

AUD\$474.77

JB HI-FI

JB Hi-Fi Limited
ABN 80 093 220 136

012972 000 JBH



MR RICHARD MICHAEL HURST & MRS
LEE ANN HURST
<R & L HURST S/F A/C>
40 PATERNOSTER ROAD
REID SA 5118

Update your information:



Online:

www.computershare.com.au/easyupdate/jbh



By Mail:

Computershare Investor Services Pty Limited
GPO Box 2975 Melbourne
Victoria 3001 Australia

Enquiries:

(within Australia) 1300 302 417
(international) +61 3 9415 4136

Holder Identification Number (HIN)

HIN WITHHELD

ASX Code	JBH
TFN/ABN Status	Quoted
Record Date	26 August 2022
Payment Date	9 September 2022
Direct Credit Reference No.	818559

2022 Final Dividend

Dear Securityholder,

This payment represents a final dividend of 153 cents per share for the year ended 30 June 2022. This dividend is paid on the shares registered in your name and entitled to participate as at the record date of 26 August 2022. This payment is 100% franked at the corporate tax rate of 30%.

Please register at www.computershare.com.au/easyupdate/jbh in order to update your TFN, bank account and other details online.

Doug Smith
Company Secretary

Class Description	Amount per Security	Number of Securities	Franked Amount	Unfranked Amount	Gross Payment
Ordinary Shares	153 cents	241	\$368.73	\$0.00	\$368.73
Net Payment					\$368.73
Franking Credit					\$158.03

Note 1: You should retain this statement to assist you in preparing your tax return.

Note 2: If you require your payment to be re-issued, you may be charged an administrative fee which will be deducted from your payment.

Your Payment Instruction

ANZ
BSB: 015-356 Account number: XXXXXX71

Amount Deposited

AUD\$368.73



JamesHardie™

James Hardie Industries plc

ARBN 097 829 895

Incorporated in Ireland. The liability of members is limited

Registration Number: 485719

Registered Office: Second Floor, Europa House,
Harcourt Centre, Harcourt Street, Dublin 2, D02 WR20, Ireland

Update your information:



Online:

www.computershare.com.au/easyupdate/jhx



By Mail:

Computershare Investor Services Pty Limited
GPO Box 2975 Melbourne
Victoria 3001 Australia

Enquiries:

(within Australia) 1300 855 080

(international) +61 3 9415 4000

Holder Identification Number (HIN)

HIN WITHHELD

ASX Code	JHX
Record Date	27 May 2022
Payment Date	29 July 2022
Direct Credit Reference No.	814407

┌ 009977 000 JHX



MR RICHARD MICHAEL HURST & MRS
LEE ANN HURST
<R & L HURST S/F A/C>
40 PATERNOSTER ROAD
REID SA 5118

FY2022 Second Half Ordinary Dividend

This payment represents a FY2022 second half ordinary dividend of 30 US cents (equivalent to 42 Australian cents) per CUPS. All amounts are in Australian dollars, except where indicated.

Dividend per CUPS	Number of CUPS	Gross Dividend	Irish Withholding Tax Deducted	Net Payment Amount
A\$0.42	267	A\$112.14	A\$28.04	A\$84.10

Irish Withholding Tax

This statement should be retained as it will be accepted by the Irish Revenue Commissioners as evidence of Irish Withholding Tax deducted in respect of which you may be entitled to claim payment or relief. For the purposes of any Irish Withholding Tax reclaim, the Euro equivalent of the Irish Withholding Tax deducted in respect of these dividends was €18.84. The exchange rate used to convert from Australian dollars to Euros was A\$1.00 = €0.6719. The AUD/EUR exchange rate for the purposes of Irish Withholding Tax was set on 15 July 2022, as required by Irish Revenue. All other exchange rates were set on 27 May 2022.

Should you wish to complete an Irish DWT form in order to claim exemption from Irish Withholding Tax for future dividend payments, please refer to www.computershare.com/au/forms search for JHX and scroll to 'Company Forms'.

For the information of securityholders resident in Australia:

If you are completing an Australian tax return you should include in your assessable income, as foreign source income, an amount equal to the gross Australian dollar value of the dividends paid to you, inclusive of any tax disclosed above.

Notes:

James Hardie Industries plc is incorporated in Ireland. These dividend payments are unfranked.

This statement contains information which is important for your taxation records. Please retain in a safe place as a charge may be levied for a replacement.

Your Payment Instruction

ANZ

BSB: 015-356 Account number: XXXXXXXX71

Amount Deposited

A\$84.10

If payment cannot be made to the above instruction, payment will be withheld until a new direct credit instruction has been provided. You may be charged an administrative fee which will be deducted from your payment.

Payment Advice



LOVISA HOLDINGS LIMITED

ABN: 34 602 304 503

MR RICHARD MICHAEL HURST & MRS LEE ANN HURST <R & L
HURST S/F A/C>
40 PATERNOSTER ROAD
REID SA
5118

All Registry communications to:

C/- Link Market Services Limited
Locked Bag A14, Sydney South, NSW, 1235
Telephone: 1300 554 474
ASX Code: **LOV**
Email: registrars@linkmarketservices.com.au
Website: www.linkmarketservices.com.au

DIVIDEND STATEMENT

Reference No.: X*****4930
Payment Date: 20 April 2023
Record Date: 08 March 2023

Security Description	Dividend Rate per Share	Participating Shares	Unfranked Amount	Franked Amount	Total Payment	Franking Credit
LOV - FULLY PAID ORD	\$0.38	360	\$0.00	\$136.80	\$136.80	\$58.63
				Less Withholding Tax		\$0.00
				Net Amount		AUD 136.80
				Represented By:		
				Direct Credit amount		AUD 136.80

BANKING INSTRUCTIONS

The amount of AUD 136.80 was deposited to the bank account detailed below:

ANZ BANK

R + L HURST SUPER FUND
BSB: 015-356 ACC: *****9571

DIRECT CREDIT REFERENCE NO.: 1295007908

FRANKING INFORMATION

Franked Rate per Share	\$0.38
Franking Percentage	100%
Company Tax Rate	30%

The total amount together with the franking credit (if any) should be disclosed as assessable income in your Australian tax return.

Note: You may require this statement for taxation purposes. All investors should seek independent advice relevant to their own particular circumstances.

Please ensure your details are current by viewing and updating via the online service centre.

Payment Advice



LOVISA HOLDINGS LIMITED

ABN: 34 602 304 503

MR RICHARD MICHAEL HURST & MRS LEE ANN HURST <R & L
HURST S/F A/C>

40 PATERNOSTER ROAD
REID SA
5118

All Registry communications to:

C/- Link Market Services Limited
Locked Bag A14, Sydney South, NSW, 1235
Telephone: 1300 554 474
ASX Code: **LOV**
Email: registrars@linkmarketservices.com.au
Website: www.linkmarketservices.com.au

DIVIDEND STATEMENT

Reference No.: X*****4930
Payment Date: 20 October 2022
Record Date: 15 September 2022

Security Description	Dividend Rate per Share	Participating Shares	Unfranked Amount	Franked Amount	Total Payment	Franking Credit
LOV - FULLY PAID ORD	\$0.37	360	\$93.24	\$39.96	\$133.20	\$17.13
			Less Withholding Tax		\$0.00	
			Net Amount		AUD 133.20	
			Represented By:			
			Direct Credit amount		AUD 133.20	

BANKING INSTRUCTIONS

The amount of AUD 133.20 was deposited to the bank account detailed below:

ANZ BANK

R + L HURST SUPER FUND
BSB: 015-356 ACC: *****9571

DIRECT CREDIT REFERENCE NO.: 1285229918

FRANKING INFORMATION

Franked Rate per Share \$0.111
Franking Percentage 30%
Company Tax Rate 30%

AUSTRALIAN TAX INFORMATION (A\$)

Income Description	Amount
Conduit Foreign Income (CFI)	\$0.00
Nil CFI	\$93.24
Total unfranked Income	\$93.24

Withholding tax is not payable by non-residents on the Conduit Foreign Income portion of the unfranked dividend amount.
The total amount together with the franking credit (if any) should be disclosed as assessable income in your Australian tax return.

Note: You may require this statement for taxation purposes. All investors should seek independent advice relevant to their own particular circumstances.

Please ensure your details are current by viewing and updating via the online service centre.



Mineral Resources Limited
ABN 33 118 549 910

013257 000 MIN



MR RICHARD MICHAEL HURST & MRS
LEE ANN HURST
<R & L HURST S/F A/C>
40 PATERNOSTER ROAD
REID SA 5118

Update your information:

Online:
www.computershare.com.au/easyupdate/MIN

By Mail:
Computershare Investor Services Pty Limited
GPO Box 2975 Melbourne
Victoria 3001 Australia

Enquiries:

(within Australia) 1300 653 781
(international) +61 3 9415 4000

Holder Identification Number (HIN)

HIN WITHHELD

ASX Code	MIN
TFN/ABN Status	Quoted
Record Date	10 March 2023
Payment Date	30 March 2023
Direct Credit Reference No.	817215

2023 Interim Dividend

Dear Securityholder,

This payment represents an interim dividend of \$1.20 per share for the half year ended 31 December 2022. This dividend is paid on the shares registered in your name and entitled to participate as at the record date of 10 March 2023. This payment is 100% franked at the corporate tax rate of 30%.

Please register at www.computershare.com.au/easyupdate/MIN in order to update your TFN, bank account and other details online.

Derek Oelofse
Company Secretary

Class Description	Amount per Security	Number of Securities	Franked Amount	Unfranked Amount	Gross Payment
Ordinary Fully Paid Shares	\$1.20	117	\$140.40	\$0.00	\$140.40
Net Payment					\$140.40
Franking Credit					\$60.17

Note 1: You should retain this statement to assist you in preparing your tax return.

Note 2: If you require your payment to be re-issued, you may be charged an administrative fee which will be deducted from your payment.

Your Payment Instruction

ANZ
BSB: 015-356 Account number: XXXXXX71

Amount Deposited

AUD\$140.40



Mineral Resources Limited
ABN 33 118 549 910

011284 000 MIN



MR RICHARD MICHAEL HURST & MRS
LEE ANN HURST
<R & L HURST S/F A/C>
40 PATERNOSTER ROAD
REID SA 5118

Update your information:

Online:
www.computershare.com.au/easyupdate/MIN

By Mail:
Computershare Investor Services Pty Limited
GPO Box 2975 Melbourne
Victoria 3001 Australia

Enquiries:

(within Australia) 1300 653 781
(international) +61 3 9415 4000

Holder Identification Number (HIN)

HIN WITHHELD

ASX Code	MIN
TFN/ABN Status	Quoted
Record Date	5 September 2022
Payment Date	23 September 2022
Direct Credit Reference No.	814503

2022 Final Dividend

Dear Securityholder,

This payment represents a final dividend of \$1.00 per share for the year ended 30 June 2022. This dividend is paid on the shares registered in your name and entitled to participate as at the record date of 5 September 2022. This payment is 100% franked at the corporate tax rate of 30%.

Please register at www.computershare.com.au/easyupdate/MIN in order to update your TFN, bank account and other details online.

Derek Oelofse
Company Secretary

Class Description	Amount per Security	Number of Securities	Franked Amount	Unfranked Amount	Gross Payment
Ordinary Fully Paid Shares	\$1.00	117	\$117.00	\$0.00	\$117.00
Net Payment					\$117.00
Franking Credit					\$50.14

Note 1: You should retain this statement to assist you in preparing your tax return.

Note 2: If you require your payment to be re-issued, you may be charged an administrative fee which will be deducted from your payment.

Your Payment Instruction

ANZ
BSB: 015-356 Account number: XXXXXX71

Amount Deposited

AUD\$117.00



Macquarie Group Limited
ABN 94 122 169 279

MACQUARIE

All Registry communications to:
Link Market Services Limited
Locked Bag A14
Sydney South NSW 1235 Australia
Telephone: +61 1300 554 096
Email: macquarie@linkmarketservices.com.au
Website: www.linkmarketservices.com.au



046 065134

MR RICHARD MICHAEL HURST & MRS
LEE ANN HURST
<R & L HURST S/F A/C>
40 PATERNOSTER ROAD
REID SA 5118

Dividend Statement

ASX Code:	MQG
Payment Date:	4 July 2022
Record Date:	17 May 2022
SRN/HIN:	X*****4930
TFN/ABN Status:	Quoted

Dear Shareholder,

This dividend statement is for your Macquarie Group Limited final ordinary dividend for the six months ended 31 March 2022.

This dividend is franked at 40% at the Australian corporate tax rate of 30%. Macquarie Group Limited declares the whole of the unfranked amount to be conduit foreign income.

Description	Dividend Rate per share \$	Shares Held	Unfranked Amount \$	Franked Amount \$	Gross Amount \$	Franking Credits \$
Ordinary Shares	3.50	77	161.70	107.80	269.50	46.20

DIVIDEND REMITTED TO:

ANZ BANK
81 JOHN STREET
SALISBURY SA 5108
BSB: ***-356
ACC: *****9571
Account Name: R + L HURST SUPER FUND
Direct Credit Reference No.: 001277545965

Amount Deposited
\$269.50

IMPORTANT INFORMATION

See overleaf for instructions on how to update your details online.

This statement contains important information to assist you in preparing any tax returns you may be required to lodge.
Please retain this statement for taxation purposes as a charge may be levied for replacement.

Update your details online



How to update your information:

1. Login to Link's Investor Centre at **www.linkmarketservices.com.au** and click on 'Investor Login' or scan the QR Code (above).
2. Enter your email address and password in **Portfolio Login**.
3. If you do not have a **Portfolio*** login, please set up a portfolio by selecting **Register Now** and follow the prompts.

Authentication may be required depending on the value of your portfolio. If you are unable to update your address or bank account details online, you must complete the relevant forms (available on Link's website) and return the completed forms to Link.

How to register for a Portfolio:

1. Enter the Issuer's name/Issuer Code.
2. You will need your HIN/SRN. This important information is on your holding statement. You should always ensure this information is kept in a safe place.
3. Enter your postcode or, if your registered address is overseas, click on the Outside Australia link and select your country of residence from the drop-down list.

* Setting up a Portfolio login allows you to easily manage your holdings across issuers who use Link as their registrar.

DOWNLOAD THE INVESTOR CENTRE APP TO EASILY MANAGE YOUR INVESTMENTS

You can also manage your Link Portfolio on the go. Simply download the **Link Investor Centre** mobile app from Apple Store or Google Play.

Your information:

Please provide the following details to help administer your security holding if you haven't already.

1	Email address Communication by email means you can be promptly notified of key company announcements, when payments are made and statements are available, and when voting can be accessed online for company meetings. Select Communications , click on Preferences and select ALL communications electronically .
2	Bank account details For Australian residents, payments will only be paid directly into your nominated bank account (if valid). Select Payments & Tax , click on Payment Instructions . You may be able to receive your payments in a foreign currency. Select Foreign Currency Payment under the Payment Instructions menu and consider the terms and conditions. You may wish to participate in the Dividend Reinvestment Plan (DRP), simply select Reinvestment Plans under the Payments & Tax menu (if DRP is applicable).
3	TFN, TFN exemption or ABN To update your Tax File Number (TFN), TFN exemption code or Australian Business Number (ABN) select Payments & Tax , click on Tax Details .



Macquarie Group Limited
ABN 94 122 169 279

MACQUARIE

All Registry communications to:
Link Market Services Limited
Locked Bag A14
Sydney South NSW 1235 Australia
Telephone: +61 1300 554 096
Email: macquarie@linkmarketservices.com.au
Website: www.linkmarketservices.com.au



046 065995

MR RICHARD MICHAEL HURST & MRS
LEE ANN HURST
<R & L HURST S/F A/C>
40 PATERNOSTER ROAD
REID SA 5118

Dividend Statement

ASX Code: MQG
Payment Date: 13 December 2022
Record Date: 8 November 2022
SRN/HIN: X*****4930
TFN/ABN Status: Quoted

Dear Shareholder,

This dividend statement is for your Macquarie Group Limited interim ordinary dividend for the six months ended 30 September 2022. This dividend is franked at 40% at the Australian corporate tax rate of 30%. Macquarie Group Limited declares the whole of the unfranked amount to be conduit foreign income.

Description	Dividend Rate per share \$	Shares Held	Unfranked Amount \$	Franked Amount \$	Gross Amount \$	Franking Credits \$
Ordinary Shares	3.00	88	158.40	105.60	264.00	45.26

DIVIDEND REMITTED TO:

ANZ BANK
81 JOHN STREET
SALISBURY SA 5108
BSB: ***-356
ACC: *****9571
Account Name: R + L HURST SUPER FUND
Direct Credit Reference No.: 001286050678

Amount Deposited
\$264.00

IMPORTANT INFORMATION

See overleaf for instructions on how to update your details online.

This statement contains important information to assist you in preparing any tax returns you may be required to lodge. Please retain this statement for taxation purposes as a charge may be levied for replacement.

Update your details online



How to update your information:

1. Login to Link's Investor Centre at **www.linkmarketservices.com.au** and click on 'Investor Login' or scan the QR Code (above).
2. Enter your email address and password in **Portfolio Login**.
3. If you do not have a **Portfolio*** login, please set up a portfolio by selecting **Register Now** and follow the prompts.

Authentication may be required depending on the value of your portfolio. If you are unable to update your address or bank account details online, you must complete the relevant forms (available on Link's website) and return the completed forms to Link.

How to register for a Portfolio:

1. Enter the Issuer's name/Issuer Code.
2. You will need your HIN/SRN. This important information is on your holding statement. You should always ensure this information is kept in a safe place.
3. Enter your postcode or, if your registered address is overseas, click on the Outside Australia link and select your country of residence from the drop-down list.

* Setting up a Portfolio login allows you to easily manage your holdings across issuers who use Link as their registrar.

DOWNLOAD THE INVESTOR CENTRE APP TO EASILY MANAGE YOUR INVESTMENTS

You can also manage your Link Portfolio on the go. Simply download the **Link Investor Centre** mobile app from Apple Store or Google Play.

Your information:

Please provide the following details to help administer your security holding if you haven't already.

1	Email address Communication by email means you can be promptly notified of key company announcements, when payments are made and statements are available, and when voting can be accessed online for company meetings. Select Communications , click on Preferences and select ALL communications electronically .
2	Bank account details For Australian residents, payments will only be paid directly into your nominated bank account (if valid). Select Payments & Tax , click on Payment Instructions . You may be able to receive your payments in a foreign currency. Select Foreign Currency Payment under the Payment Instructions menu and consider the terms and conditions. You may wish to participate in the Dividend Reinvestment Plan (DRP), simply select Reinvestment Plans under the Payments & Tax menu (if DRP is applicable).
3	TFN, TFN exemption or ABN To update your Tax File Number (TFN), TFN exemption code or Australian Business Number (ABN) select Payments & Tax , click on Tax Details .



2022 Final Dividend Statement

096904 046 NAB
MR RICHARD MICHAEL HURST & MRS
LEE ANN HURST
<R & L HURST S/F A/C>
40 PATERNOSTER ROAD
REID SA 5118

Contact our Share Registry

www.investorcentre.com/au

(in Australia) 1300 367 647
(outside Australia) +61 3 9415 4299

Holder Identification Number (HIN)

HIN WITHHELD

Summary of key information

Payment Date 14 December 2022
Record Date 16 November 2022
TFN/ABN status Quoted
ASX code NAB
Direct Credit Reference No. 590583

Final Dividend for the year ended 30 September 2022

The dividend is 100% franked at the relevant Australian Corporate Tax Rate of 30%.

Ordinary Shares	Dividend Rate per Share	Unfranked Amount	Franked Amount	Franking Credit
594	78 cents	\$0.00	\$463.32	\$198.57

Dividend Summary

594 shares x 78 cents = \$463.32

Payment details

The cash dividend amount of \$463.32 has been credited to:

ANZ
BSB: 015-356 ACC: *****9571

Tax information

Australian resident shareholders

Franked Amount: This should be included in your assessable income.

Franking Credit: This may also need to be included in your assessable income. This amount may be available as a tax offset to reduce your income tax liability.

New Zealand tax resident shareholders

New Zealand tax law requires us to notify shareholders that New Zealand imputation credits have been attached to this dividend at a rate of NZ\$0.07 per share. These credits are only relevant for shareholders required to file a New Zealand income tax return.

The aggregate of the dividend amount together with the attached New Zealand imputation credits is NZ\$546.23.

If you are unsure of the tax treatment of your dividend, please contact your accountant or taxation adviser.

Dividend Amount

\$463.32



Origin Energy Limited
ABN 30 000 051 696

All correspondence to:
Boardroom Pty Limited
ABN 14 003 209 836
GPO Box 3993
Sydney NSW 2001

Tel: 1300 664 446 (within Australia)
Tel: +61 2 8016 2896 (outside Australia)
Fax: +61 2 9279 0664
www.boardroomlimited.com.au
origin@boardroomlimited.com.au

MR RICHARD MICHAEL HURST & MRS
LEE ANN HURST
<R & L HURST S/F A/C>
40 PATERNOSTER ROAD
REID SA 5118

SRN/HIN: X*****4930
Share Class: Ordinary
TFN/ABN Status: Quoted
Record Date: 01 March 2023
Payment Date: 24 March 2023

Dividend Statement

Origin Energy Limited has determined a fully franked interim dividend for the half-year ended 31 December 2022.

Number of shares	Dividend per share	Franked amount	Unfranked amount	Withholding tax	Net amount	Franking credit
1,185	16.5 cents	\$195.53	Nil	Nil	\$195.53	\$83.80

Withholding tax has been deducted where your TFN, ABN or Exemption Code has not been recorded or if non-resident withholding tax applies. All amounts are in Australian Dollars unless otherwise stated. Please retain this statement for taxation purposes.

Your payment instructions

Bank code	Account number	Receipt currency	Exchange rate	Amount deposited
015-356	*****571	AUD	N/A	195.53

Half Year Results 2023

Please visit originenergy.com.au/about/investors-media/half-year-results-2023/ to view the half year report, investor presentation and video update with Origin CEO Frank Calabria.


Electronic Communications


To go paperless, please log into investorserve.com.au – provide your email address and change your communication preferences to email.


Please check the above details are correct and payment has been credited to your account.



All correspondence to:

 Boardroom Pty Limited
ABN 14 003 209 836
GPO Box 3993
Sydney NSW 2001

 Tel: 1300 664 446 (within Australia)
Tel: +61 2 8016 2896 (outside Australia)
Fax: +61 2 9279 0664

 www.boardroomlimited.com.au
origin@boardroomlimited.com.au

MR RICHARD MICHAEL HURST & MRS
LEE ANN HURST
<R & L HURST S/F A/C>
40 PATERNOSTER ROAD
REID SA 5118

SRN/HIN: X*****4930
Share Class: Ordinary
TFN/ABN Status: Quoted
Record Date: 07 September 2022
Payment Date: 30 September 2022

Dividend Statement

Origin Energy Limited has determined a 75% partially franked final dividend for the full-year ended 30 June 2022.

Number of shares	Dividend per share	Franked amount	Unfranked amount	Withholding tax	Net amount	Franking credit
1,185	16.5 cents	\$146.65	\$48.88	Nil	\$195.53	\$62.85

Withholding tax has been deducted where your TFN, ABN or Exemption Code has not been recorded or if non-resident withholding tax applies.

All amounts are in Australian Dollars unless otherwise stated.

Please retain this statement for taxation purposes.

Your payment instructions

Bank code	Account number	Receipt currency	Exchange rate	Amount deposited
015-356	*****571	AUD	N/A	195.53

Please check the above details are correct and payment has been credited to your account.

Dividend Reinvestment Plan Suspension

On 18 August 2022, Origin announced the Dividend Reinvestment Plan (DRP) would be suspended. Whilst the DRP is suspended, any shareholders participating in the DRP will receive cash dividends. Please note that existing DRP elections will be retained for future dividends.

Annual General Meeting

Our AGM will be held on Wednesday, 19 October 2022. Visit boardroomlimited.com.au/agm/origin2022

Electronic Communications

To go paperless, please log into investorserve.com.au – provide your email address and change your communication preferences to email.

S00097107556



018159 046 QBE



MR RICHARD MICHAEL HURST & MRS
LEE ANN HURST
<R & L HURST S/F A/C>
40 PATERNOSTER ROAD
REID SA 5118

Update Your Information:

www.investorcentre.com/au
qbe.queries@computershare.com.au



Computershare Investor Services Pty Limited
GPO Box 2975
Melbourne Victoria 3001 Australia



1300 723 487 (within Australia)
+61 3 9415 4840 (outside Australia)



Holder Identification Number (HIN) HIN WITHHELD

ASX Code	QBE
TFN/ABN Status	Quoted
Record Date	7 March 2023
Payment Date	14 April 2023

2022 Final Dividend Notice

The details below relate to the final dividend of 30 cents per share for the year ended 31 December 2022. This dividend is 10% franked at the company tax rate of 30%. The whole of the unfranked amount of this dividend has been declared to be conduit foreign income.

CLASS DESCRIPTION	DIVIDEND PER SHARE	PARTICIPATING SHARES	FRANKED AMOUNT \$	UNFRANKED AMOUNT \$	FRANKING CREDIT \$	DIVIDEND PAYMENT \$
Fully Paid Ordinary	30 cents	575	17.25	155.25	7.39	172.50
Net Payment (AUD\$)						172.50

You should keep this statement to assist in preparing your tax return.

Payment instruction

ANZ
BSB: 015-356
Account Number: XXXXXXX71
Direct Credit Reference No. 841480
Amount Deposited AUD\$172.50

296579_02_V1



019077 046 QBE



MR RICHARD MICHAEL HURST & MRS
LEE ANN HURST
<R & L HURST S/F A/C>
40 PATERNOSTER ROAD
REID SA 5118

Update Your Information:

www.investorcentre.com/au
qbe.queries@computershare.com.au



Computershare Investor Services Pty Limited
GPO Box 2975
Melbourne Victoria 3001 Australia



1300 723 487 (within Australia)
+61 3 9415 4840 (outside Australia)



Holder Identification Number (HIN) HIN WITHHELD

ASX Code	QBE
TFN/ABN Status	Quoted
Record Date	19 August 2022
Payment Date	23 September 2022

2022 Interim Dividend Notice

The details below relate to the interim dividend of 9 cents per share for the half year ended 30 June 2022. This dividend is 10% franked at the company tax rate of 30%. The whole of the unfranked amount of this dividend has been declared to be conduit foreign income.

CLASS DESCRIPTION	DIVIDEND PER SHARE	PARTICIPATING SHARES	FRANKED AMOUNT \$	UNFRANKED AMOUNT \$	FRANKING CREDIT \$	DIVIDEND PAYMENT \$
Fully Paid Ordinary	9 cents	575	5.18	46.57	2.22	51.75
Net Payment (AUD\$)						51.75

You should keep this statement to assist in preparing your tax return.

Payment instruction

ANZ	
BSB:	015-356
Account Number:	XXXXXXXX71
Direct Credit Reference No.	844066
Amount Deposited	AUD\$51.75

288909_02_V2



Reliance Worldwide Corporation Limited
ABN 46 610 855 877

003367 000 RWC



MR RICHARD MICHAEL HURST & MRS
LEE ANN HURST
<R & L HURST S/F A/C>
40 PATERNOSTER ROAD
REID SA 5118

2023 Interim Dividend

Dear Shareholder,

This payment represents an interim dividend of 4.5 US cents per share (equivalent to 6.493 AU cents) for the half year ended 31 December 2022. This dividend is paid on the shares registered in your name and entitled to participate as at the record date of 10 March 2023. This payment is 10% franked at the corporate tax rate of 30%. The unfranked portion of the dividend has been declared to be Conduit Foreign Income.

Please register at www.computershare.com.au/easyupdate/rwc in order to update your TFN, bank account and other details online.

Class Description	Amount per Share	Number of Shares	Franked Amount	Unfranked Amount	Gross Payment
Ordinary Shares	6.493 AU cents	1,890	\$12.27	\$110.45	\$122.72
				Net Payment	\$122.72
				Franking Credit	\$5.26

Note 1: You should retain this statement to assist you in preparing your tax return.

Note 2: If you require your payment to be re-issued, you may be charged an administrative fee which will be deducted from your payment.

Your Payment Instruction

ANZ
BSB: 015-356 Account number: XXXXXX71

Amount Deposited
AUD\$122.72

If payment cannot be made to the above instruction, a cheque will be forwarded to your registered address.

Update your information:

Online:
www.computershare.com.au/easyupdate/rwc

By Mail:
Computershare Investor Services Pty Limited
GPO Box 2975 Melbourne
Victoria 3001 Australia

Enquiries:

(within Australia) 1300 850 505
(international) +61 3 9415 4000

Holder Identification Number (HIN)

HIN WITHHELD

ASX Code	RWC
TFN/ABN Status	Quoted
Record Date	10 March 2023
Payment Date	6 April 2023
Direct Credit Reference No.	805259



Reliance Worldwide Corporation Limited
ABN 46 610 855 877

003473 000 RWC



MR RICHARD MICHAEL HURST & MRS
LEE ANN HURST
<R & L HURST S/F A/C>
40 PATERNOSTER ROAD
REID SA 5118

2022 Final Dividend

Dear Shareholder,

This payment represents a final dividend of 5 US cents per share (equivalent to 7.139 AU cents) for the year ended 30 June 2022. This dividend is paid on the shares registered in your name and entitled to participate as at the record date of 9 September 2022. This payment is 10% franked at the corporate tax rate of 30%. The unfranked portion of the dividend has been declared to be Conduit Foreign Income.

Please register at www.computershare.com.au/easyupdate/rwc in order to update your TFN, bank account and other details online.

Class Description	Amount per Share	Number of Shares	Franked Amount	Unfranked Amount	Gross Payment
Ordinary Shares	7.139 AU cents	1,890	\$13.49	\$121.44	\$134.93
				Net Payment	\$134.93
				Franking Credit	\$5.78

Note 1: You should retain this statement to assist you in preparing your tax return.

Note 2: If you require your payment to be re-issued, you may be charged an administrative fee which will be deducted from your payment.

Your Payment Instruction

ANZ
BSB: 015-356 Account number: XXXXXX71

Amount Deposited
AUD\$134.93

If payment cannot be made to the above instruction, a cheque will be forwarded to your registered address.

Update your information:



Online:

www.computershare.com.au/easyupdate/rwc



By Mail:

Computershare Investor Services Pty Limited
GPO Box 2975 Melbourne
Victoria 3001 Australia

Enquiries:

(within Australia) 1300 850 505
(international) +61 3 9415 4000

Holder Identification Number (HIN)

HIN WITHHELD

ASX Code	RWC
TFN/ABN Status	Quoted
Record Date	9 September 2022
Payment Date	7 October 2022
Direct Credit Reference No.	805444



South32 Limited
ABN 84 093 732 597

☎ 081593 046 S32



MR RICHARD MICHAEL HURST & MRS
LEE ANN HURST
<R & L HURST S/F A/C>
40 PATERNOSTER ROAD
REID SA 5118

UPDATE YOUR INFORMATION



ONLINE:

www.computershare.com.au/investor



MAIL:

Computershare Investor Services Pty Limited
GPO Box 2975 Melbourne
Victoria 3001 Australia

ENQUIRIES



PHONE:

1800 019 953 (within Australia)
+61 3 9415 4169 (outside Australia)

HOLDER IDENTIFICATION NUMBER (HIN)

HIN WITHHELD

ASX Code	S32
TFN/ABN Status:	Quoted
Record Date:	16 September 2022
Payment Date:	13 October 2022

2022 FINAL AND SPECIAL DIVIDEND

This payment represents a final dividend of 14 US cents (equivalent to 20.696129 Australian cents) and a special dividend of 3 US cents (equivalent to 4.434885 Australian cents) per share for the full year ended 30 June 2022.

These dividends are paid on the Ordinary Shares registered in your name and entitled to participate as at the Record Date of 16 September 2022. All amounts are in Australian Dollars, except where indicated.

The final and special dividends have been franked at a rate of 100% in Australia. The company tax rate used to determine the franking credit is 30%.

If you would like to provide your TFN/ABN/Exemptions, view any outstanding payments, change payment options or view your shareholding, please visit www.computershare.com.au/investor.

PAYMENT TYPE	AMOUNT PER SECURITY	NUMBER OF SECURITIES	FRANKED AMOUNT	UNFRANKED AMOUNT	GROSS PAYMENT
Final	20.696129 cents	1,035	\$214.20	\$0.00	\$214.20
Special	4.434885 cents	1,035	\$45.90	\$0.00	\$45.90
Net Payment					\$260.10
Franking Credit					\$111.47

Note: You should retain this statement to assist you in preparing your tax return.

PAYMENT INSTRUCTIONS

ANZ

BSB:	015-356
Account Number:	XXXXXXXX71
Payment Reference:	1006677
Amount Paid:	A\$260.10

! IMPORTANT NOTICE REGARDING YOUR PAYMENT

If payment cannot be made to the above account, the dividend amount will be withheld pending receipt of your valid direct credit instruction. Please ensure your bank details are kept up to date.



South32 Limited
ABN 84 093 732 597

080209 046 S32



MR RICHARD MICHAEL HURST & MRS
LEE ANN HURST
<R & L HURST S/F A/C>
40 PATERNOSTER ROAD
REID SA 5118

UPDATE YOUR INFORMATION



ONLINE:

www.computershare.com.au/investor



MAIL:

Computershare Investor Services Pty Limited
GPO Box 2975 Melbourne
Victoria 3001 Australia

ENQUIRIES



PHONE:

1800 019 953 (within Australia)
+61 3 9415 4169 (outside Australia)

HOLDER IDENTIFICATION NUMBER (HIN)

HIN WITHHELD

ASX Code	S32
TFN/ABN Status:	Quoted
Record Date:	10 March 2023
Payment Date:	6 April 2023

2023 INTERIM DIVIDEND

This payment represents an interim dividend of 4.9 US cents (equivalent to 7.334934 Australian cents) per share for the half year ended 31 December 2022. This dividend is paid on the Ordinary Shares registered in your name and entitled to participate as at the Record Date of 10 March 2023. All amounts are in Australian Dollars, except where indicated.

The interim dividend has been franked at a rate of 100% in Australia. The company tax rate used to determine the franking credit is 30%.

If you would like to provide your TFN/ABN/Exemptions, view any outstanding payments, change payment options or view your shareholding, please visit www.computershare.com.au/investor.

CLASS DESCRIPTION	AMOUNT PER SECURITY	NUMBER OF SECURITIES	FRANKED AMOUNT	UNFRANKED AMOUNT	GROSS PAYMENT
Ordinary Shares	7.334934 cents	1,035	\$75.92	\$0.00	\$75.92
Net Payment					\$75.92
Franking Credit					\$32.54

Note: You should retain this statement to assist you in preparing your tax return.

PAYMENT INSTRUCTIONS

ANZ

BSB:	015-356
Account Number:	XXXXXXXX71
Payment Reference:	1003822
Amount Paid:	A\$75.92

! IMPORTANT NOTICE REGARDING YOUR PAYMENT

If payment cannot be made to the above account, the dividend amount will be withheld pending receipt of your valid direct credit instruction. Please ensure your bank details are kept up to date.

Payment Advice

**All Registry communications to:**

C/- Link Market Services Limited
Locked Bag A14, Sydney South, NSW, 1235
Telephone: 1300 554 474
ASX Code: **SUN**
Email: registrars@linkmarketservices.com.au
Website: www.linkmarketservices.com.au

SUNCORP GROUP LIMITED

ABN: 66 145 290 124

MR RICHARD MICHAEL HURST & MRS LEE ANN HURST <R & L HURST S/F A/C>

40 PATERNOSTER ROAD
REID SA
5118

DIVIDEND STATEMENT

Reference No.: X*****4930
Payment Date: 31 March 2023
Record Date: 15 February 2023

Security Description	Dividend Rate per Share	Participating Shares	Unfranked Amount	Franked Amount	Total Payment	Franking Credit
SUN - ORDINARY SHARES	\$0.33	464	\$0.00	\$153.12	\$153.12	\$65.62
						Less Withholding Tax
						\$0.00
						Net Amount
						AUD 153.12
						Represented By:
						Direct Credit amount
						AUD 153.12

BANKING INSTRUCTIONS

The amount of AUD 153.12 was deposited to the bank account detailed below:

ANZ BANK

R + L HURST SUPER FUND
BSB: 015-356 **ACC:** *****9571

DIRECT CREDIT REFERENCE NO.: 1289919012

FRANKING INFORMATION

Franked Rate per Share	\$0.33
Franking Percentage	100%
Company Tax Rate	30%

The total amount together with the franking credit (if any) should be disclosed as assessable income in your Australian tax return.

Note: You may require this statement for taxation purposes. All investors should seek independent advice relevant to their own particular circumstances.

Please ensure your details are current by viewing and updating via the online service centre.

Payment Advice



All Registry communications to:
C/- Link Market Services Limited
Locked Bag A14, Sydney South, NSW, 1235
Telephone: 1300 554 474
ASX Code: **SUN**
Email: registrars@linkmarketservices.com.au
Website: www.linkmarketservices.com.au

SUNCORP GROUP LIMITED

ABN: 66 145 290 124

MR RICHARD MICHAEL HURST & MRS LEE ANN HURST <R & L
HURST S/F A/C>
40 PATERNOSTER ROAD
REID SA
5118

DIVIDEND STATEMENT

Reference No.: X*****4930
Payment Date: 21 September 2022
Record Date: 15 August 2022

Security Description	Dividend Rate per Share	Participating Shares	Unfranked Amount	Franked Amount	Total Payment	Franking Credit
SUN - ORDINARY SHARES	\$0.17	464	\$0.00	\$78.88	\$78.88	\$33.81
		Less Withholding Tax			\$0.00	
		Net Amount			AUD 78.88	
		Represented By:				
		Direct Credit amount			AUD 78.88	

BANKING INSTRUCTIONS

The amount of AUD 78.88 was deposited to the bank account detailed below:

ANZ BANK

R + L HURST SUPER FUND
BSB: 015-356 **ACC:** *****9571

DIRECT CREDIT REFERENCE NO.: 1280518681

FRANKING INFORMATION

Franked Rate per Share \$0.17
Franking Percentage 100%
Company Tax Rate 30%

The total amount together with the franking credit (if any) should be disclosed as assessable income in your Australian tax return.

Note: You may require this statement for taxation purposes. All investors should seek independent advice relevant to their own particular circumstances.

Please ensure your details are current by viewing and updating via the online service centre.

MR RICHARD MICHAEL HURST & MRS
LEE ANN HURST
<R & L HURST S/F A/C>
40 PATERNOSTER ROAD
REID SA 5118

Reference Number: S00097107556
TFN/ABN Status: Quoted
Subregister: CHESS
Record Date: 12/04/2023
Payment Date: 05/05/2023

2023 Interim Dividend

Dear Shareholder

Seven Group Holdings Limited has paid an interim dividend for the half year ended 31 December 2022 of 23 cents per ordinary share. This dividend was paid on the number of shares registered in your name and entitled to participate as at the record date 12 April 2023. This payment is 100% franked at the corporate tax rate of 30%.

Security Class: Fully Paid Ordinary Shares

ASX Code: SVW

Number of Shares held at Record Date	Dividend Amount per Share	Franked Amount	Unfranked Amount	Gross Dividend Payment	Net Dividend Payment	Franking Credit
270	23 cents	\$62.10	Nil	\$62.10	\$62.10	\$26.61

To update your TFN, bank account and other details please visit www.investorserve.com.au (for Shareholders) or www.employeeserve.com.au/sevengroup (for Employees). Alternatively, please contact Boardroom Pty Limited on 1300 737 760 (or +61 2 9290 9600 if outside Australia) or email enquiries@boardroomlimited.com.au.

Direct Credit Payment Confirmation

The total net payment has been paid in accordance with your instructions as shown below:

Bank Domicile: AUS
Bank Account Type: Domestic
Bank Code: 015-356
Account Number: *****571
Exchange Rate: N/A

Receipt Currency: AUD
Amount Deposited: 62.10

Please check the above details are correct and that payment has been credited to your account.

Please retain this statement for taxation purposes

MR RICHARD MICHAEL HURST & MRS
LEE ANN HURST
<R & L HURST S/F A/C>
40 PATERNOSTER ROAD
REID SA 5118**Reference Number:** S00097107556
TFN/ABN Status: Quoted
Subregister: CHESSE
Record Date: 16/09/2022
Payment Date: 28/10/2022

2022 Final Dividend

Dear Shareholder

Seven Group Holdings Limited has paid a final dividend for the year ended 30 June 2022 of 23 cents per ordinary share. This dividend was paid on the number of shares registered in your name and entitled to participate as at the record date 16 September 2022. This payment is 100% franked at the corporate tax rate of 30%.

Security Class: Fully Paid Ordinary Shares**ASX Code:** SVW

Number of Shares held at Record Date	Dividend Amount per Share	Franked Amount	Unfranked Amount	Gross Dividend Payment	Net Dividend Payment	Franking Credit
270	23 cents	\$62.10	Nil	\$62.10	\$62.10	\$26.61

To update your TFN, bank account and other details please visit www.investorserve.com.au (for Shareholders) or www.employeeserve.com.au/sevengroup (for Employees). Alternatively, please contact Boardroom Pty Limited on 1300 737 760 (or +61 2 9290 9600 if outside Australia) or email enquiries@boardroomlimited.com.au.


Direct Credit Payment Confirmation

The total net payment has been paid in accordance with your instructions as shown below:

Bank Domicile:	AUS	Receipt Currency:	AUD
Bank Account Type:	Domestic	Amount Deposited:	62.10
Bank Code:	015-356		
Account Number:	*****571		
Exchange Rate:	N/A		

Please check the above details are correct and that payment has been credited to your account.

Please retain this statement for taxation purposes



274286 000 WDS



MR RICHARD MICHAEL HURST & MRS
LEE ANN HURST
<R & L HURST S/F A/C>
40 PATERNOSTER ROAD
REID SA 5118

Update Your Information:

www.investorcentre.com/wds



Computershare Investor Services Pty Limited
GPO Box 2975 Melbourne
Victoria 3001 Australia



1300 558 507 (within Australia)
+61 3 9415 4632 (outside Australia)



Holder Identification Number (HIN)

HIN WITHHELD

ASX Code	WDS
TFN/ABN Status	Quoted
Record Date	9 March 2023
Payment Date	5 April 2023
Direct Credit Reference No.	932365

DIVIDEND STATEMENT

The statement below represents your final dividend for the full year ended 31 December 2022. This dividend is paid at the rate of US\$1.44 (equivalent to A\$2.15439856) per share on your holding of fully paid ordinary shares, registered in your name and eligible as at the record date 9 March 2023.

This dividend is fully franked (100%) at the tax rate of 30%.

Class Description	Amount per Security	Number of Securities	Franked Amount	Unfranked Amount	Total Payment
Ordinary Shares	A\$2.15439856	469	A\$1,010.41	A\$0.00	A\$1,010.41
Net Payment					A\$1,010.41
Australian Franking Credit					A\$433.03

VIEW OR UPDATE YOUR SECURITY HOLDING DETAILS ONLINE

To view your security holding details please visit www.investorcentre.com/wds. When in Investor Centre, log in using your SRN/HIN and postcode (if within Australia) or country (if outside Australia). For security purposes, if you wish to update your information you will be required to login as an existing user with your User ID and password or register as a new user and create a User ID and password.


Important Notes:

- You should retain this statement to assist you in preparing your tax return.
- If you require a replacement payment for any of your dividend payments, you may be charged a fee to cover the costs to reissue such payments.

YOUR PAYMENT INSTRUCTION

ANZ	Amount Deposited
BSB: 015-356 Account number: XXXXXXXX71	A\$1,010.41

If payment cannot be made to the above account, the dividend amount will be withheld pending receipt of your valid direct credit instructions.



— 235470 000 WDS



MR RICHARD MICHAEL HURST & MRS
LEE ANN HURST
<R & L HURST S/F A/C>
40 PATERNOSTER ROAD
REID SA 5118

Update Your Information:

www.investorcentre.com/wds



Computershare Investor Services Pty Limited
GPO Box 2975 Melbourne
Victoria 3001 Australia



1300 558 507 (within Australia)
+61 3 9415 4632 (outside Australia)



Holder Identification Number (HIN)

HIN WITHHELD

ASX Code	WDS
TFN/ABN Status	Quoted
Record Date	9 September 2022
Payment Date	6 October 2022
Direct Credit Reference No.	913408

DIVIDEND STATEMENT

The statement below represents your interim dividend for the half year ended 30 June 2022. This dividend is paid at the rate of US\$1.09 (equivalent to A\$1.59953041) per share on your holding of fully paid ordinary shares, registered in your name and eligible as at the record date 9 September 2022.

This dividend is fully franked (100%) at the tax rate of 30%.

Class Description	Amount per Security	Number of Securities	Franked Amount	Unfranked Amount	Total Payment
Ordinary Shares	A\$1.59953041	469	A\$750.18	A\$0.00	A\$750.18
			Net Payment		A\$750.18
			Australian Franking Credit		A\$321.51

VIEW OR UPDATE YOUR SECURITY HOLDING DETAILS ONLINE

To view your security holding details please visit www.investorcentre.com/wds. When in Investor Centre, log in using your SRN/HIN and postcode (if within Australia) or country (if outside Australia). For security purposes, if you wish to update your information you will be required to login as an existing user with your User ID and password or register as a new user and create a User ID and password.

Important Notes:

- You should retain this statement to assist you in preparing your tax return.
- If you require a replacement payment for any of your dividend payments, you may be charged a fee to cover the costs to reissue such payments.

YOUR PAYMENT INSTRUCTION

ANZ
BSB: 015-356 Account number: XXXXXXXX71

Amount Deposited
A\$750.18

If payment cannot be made to the above account, the dividend amount will be withheld pending receipt of your valid direct credit instructions.

Private and Confidential

142614 046 WES



MR RICHARD MICHAEL HURST & MRS
 LEE ANN HURST
 <R & L HURST S/F A/C>
 40 PATERNOSTER ROAD
 REID SA 5118

Holder Identification Number (HIN)
HIN WITHHELD

Record Date	1 September 2022
Payment Date	6 October 2022
TFN/ABN Status	Quoted
Direct Credit Ref. No.	1073339
ASX Code	WES

Final Dividend

The statement below represents your final dividend for the year ended 30 June 2022. The dividend is fully-franked (100 per cent) for Australian income tax purposes at the corporate tax rate of 30 per cent.

Class Description	Amount per Security	Number of Securities	Franked Amount	Unfranked Amount	Gross Payment	Franking Credit
Ordinary Shares	A\$1.00	238	A\$238.00	A\$0.00	A\$238.00	A\$102.00
		Total	A\$238.00	A\$0.00	A\$238.00	A\$102.00
					Net Payment	A\$238.00

Important Notes

1. You should retain this statement to assist you in preparing your tax return.
2. Shareholders should obtain their own professional advice on the tax implications of this dividend.

Non-Resident Shareholders

The Franked Amount is not subject to withholding tax.
 New Zealand imputation credits are not attached to this dividend.



To make the switch to online communications or to update your securityholder information in a fast, secure and environmentally friendly way visit www.computershare.com.au/easyupdate/wes.



Your Payment Instruction

ANZ
 BSB: 015-356 Account number: XXXXXX71

Amount Deposited
A\$238.00

Private and Confidential

140811 046 WES



MR RICHARD MICHAEL HURST & MRS
 LEE ANN HURST
 <R & L HURST S/F A/C>
 40 PATERNOSTER ROAD
 REID SA 5118

Holder Identification Number (HIN)

HIN WITHHELD

Record Date	21 February 2023
Payment Date	28 March 2023
TFN/ABN Status	Quoted
Direct Credit Ref. No.	1069151
ASX Code	WES

Interim Dividend

The statement below represents your interim dividend for the half-year ended 31 December 2022. The dividend is fully-franked (100 per cent) for Australian income tax purposes at the corporate tax rate of 30 per cent.

Class Description	Amount per Security	Number of Securities	Franked Amount	Unfranked Amount	Gross Payment	Franking Credit
Ordinary Shares	A\$0.88	238	A\$209.44	A\$0.00	A\$209.44	A\$89.76
Total			A\$209.44	A\$0.00	A\$209.44	A\$89.76
Net Payment					A\$209.44	

Important Notes

1. You should retain this statement to assist you in preparing your tax return.
2. Shareholders should obtain their own professional advice on the tax implications of this dividend.

Non-Resident Shareholders

The Franked Amount is not subject to withholding tax.
 New Zealand imputation credits are not attached to this dividend.



To make the switch to online communications or to update your securityholder information in a fast, secure and environmentally friendly way visit www.computershare.com.au/easyupdate/wes.



Your Payment Instruction

ANZ
 BSB: 015-356 Account number: XXXXXX71

Amount Deposited

A\$209.44

24200 - Contributions

2023 Financial Year

Preparer Kelly Fu

Reviewer Kelly Fu

Status Completed

Account Code	Description	CY Balance	LY Balance	Change
HURLEE00001A	(Contributions) Hurst, Lee Ann - Accumulation (Accumulation)	(\$27,500.00)	(\$27,500.00)	0%
HURRIC00001A	(Contributions) Hurst, Richard - Accumulation (Accumulation)	(\$27,500.00)	(\$27,500.00)	0%
TOTAL		CY Balance	LY Balance	
		(\$55,000.00)	(\$55,000.00)	

Supporting Documents

- Contributions Breakdown Report [Report](#)
- 2023 Super Deduction - Lee \$23500.pdf
- 2023 Super Deduction - Richard \$23500.pdf

External URLs

No External URLs

Standard Checklist

- Attach copies of S290-170 notices (if necessary)
- Attach copy of Contributions Breakdown Report
- ~~Attach SuperStream Contribution Data Report~~
- ~~Check Fund is registered for SuperStream (if necessary)~~
- Ensure all Contributions have been allocated from Bank Accounts
- ~~Ensure Work Test is satisfied if members are over 65~~

R & L Hurst Superannuation Fund

Contributions Breakdown Report

For The Period 01 July 2022 - 30 June 2023

Summary

Member	D.O.B	Age (at 30/06/2022)	Total Super Balance (at 30/06/2022) *1	Concessional	Non-Concessional	Other	Reserves	Total
Hurst, Lee Ann	Provided	51	748,484.61	27,500.00	4,000.00	0.00	0.00	31,500.00
Hurst, Richard	Provided	51	719,373.00	27,500.00	4,000.00	0.00	0.00	31,500.00
All Members				55,000.00	8,000.00	0.00	0.00	63,000.00

*1 TSB can include information external to current fund's transaction records. The amount is per individual across all funds.

Contribution Caps

Member	Contribution Type	Contributions	Cap	Current Position
Hurst, Lee Ann	Concessional	27,500.00	27,500.00	At Limit
	Non-Concessional	4,000.00	110,000.00	106,000.00 Below Cap
Hurst, Richard	Concessional	27,500.00	27,500.00	At Limit
	Non-Concessional	4,000.00	110,000.00	106,000.00 Below Cap

Carry Forward Unused Concessional Contribution Cap

Member	2018	2019	2020	2021	2022	2023	Current Position
Hurst, Lee Ann							
Concessional Contribution Cap	25,000.00	25,000.00	25,000.00	25,000.00	27,500.00	27,500.00	
Concessional Contribution	25,000.00	25,000.00	25,000.00	25,000.00	27,500.00	27,500.00	
Unused Concessional Contribution	0.00	0.00	0.00	0.00	0.00	0.00	
Cumulative Carry Forward Unused	N/A	0.00	0.00	0.00	0.00	0.00	
Maximum Cap Available	25,000.00	25,000.00	25,000.00	25,000.00	27,500.00	27,500.00	At Limit
Total Super Balance	509,477.40	563,613.27	617,207.09	643,298.39	736,414.11	748,484.61	
Hurst, Richard							
Concessional Contribution Cap	25,000.00	25,000.00	25,000.00	25,000.00	27,500.00	27,500.00	
Concessional Contribution	25,000.00	25,000.00	25,000.00	25,000.00	27,500.00	27,500.00	
Unused Concessional Contribution	0.00	0.00	0.00	0.00	0.00	0.00	
Cumulative Carry Forward Unused	N/A	0.00	0.00	0.00	0.00	0.00	
Maximum Cap Available	25,000.00	25,000.00	25,000.00	25,000.00	27,500.00	27,500.00	At Limit
Total Super Balance	504,512.14	555,370.17	604,851.69	626,882.48	712,854.04	719,373.00	

NCC Bring Forward Caps

Member	Bring Forward Cap	2020	2021	2022	2023	Total	Current Position
Hurst, Lee Ann	N/A	0.00	0.00	0.00	4,000.00	N/A	Bring Forward Not Triggered
Hurst, Richard	N/A	0.00	0.00	0.00	4,000.00	N/A	Bring Forward Not Triggered

Hurst, Lee Ann

Date	Transaction Description	Ledger Data				SuperStream Data					
		Contribution Type	Concessional	Non-Concession	Other	Reserves	Contribution	Employer	Concessional	Non-Concess	Other
01/07/2022	Close Period Journal	Transferred from Reserves - Assessable	4,000.00								
27/07/2022	PAYMENT FROM Hurst Plumbers	Personal - Concessional	1,600.00								
31/08/2022	PAYMENT FROM Hurst Plumbers	Personal - Concessional	2,000.00								
01/12/2022	PAYMENT FROM Hurst Plumbers	Personal - Concessional	1,600.00								
30/01/2023	PAYMENT FROM Hurst Plumbers	Personal - Concessional	2,000.00								
27/02/2023	ANZ INTERNET BANKING FUNDS TFER FROM 905600641	Personal - Concessional	1,600.00								
26/04/2023	PAYMENT FROM Hurst Plumbers	Personal - Concessional	1,600.00								
30/05/2023	ANZ INTERNET BANKING FUNDS TFER FROM 905600641	Personal - Concessional	13,100.00								
30/05/2023	ANZ INTERNET BANKING FUNDS TFER FROM 905600641	Personal - Non-Concessional		4,000.00							

Total - Hurst, Lee Ann

27,500.00 **4,000.00** **0.00** **0.00**

0.00 **0.00** **0.00**

Hurst, Richard

Date	Transaction Description	Contribution Type	Ledger Data				SuperStream Data				
			Concessional	Non-Concession	Other	Reserves	Contribution	Employer	Concessional	Non-Concess	Other
01/07/2022	Close Period Journal	Transferred from Reserves - Assessable	4,000.00								
28/09/2022	PAYMENT FROM Hurst Plumbers	Personal - Concessional	1,600.00								
31/10/2022	PAYMENT FROM Hurst Plumbers	Personal - Concessional	2,000.00								
09/01/2023	PAYMENT FROM Hurst Plumbers	Personal - Concessional	1,600.00								
29/03/2023	ANZ INTERNET BANKING FUNDS TFER TRANSFER 770042 FROM 905600641	Personal - Concessional	1,600.00								
29/05/2023	PAYMENT FROM Hurst Plumbers	Personal - Concessional	2,000.00								
30/05/2023	ANZ INTERNET BANKING FUNDS TFER TRANSFER 208064 FROM 905600641	Personal - Concessional	13,100.00								
30/05/2023	ANZ INTERNET BANKING FUNDS TFER TRANSFER 208064 FROM 905600641	Personal - Non-Concessional		4,000.00							
26/06/2023	PAYMENT FROM Hurst Plumbers	Personal - Concessional	1,600.00								
Total - Hurst, Richard			27,500.00	4,000.00	0.00	0.00			0.00	0.00	0.00

Total for All Members

55,000.00	8,000.00	0.00	0.00
-----------	----------	------	------

R & L Hurst Superannuation Fund Deductions Notice Letter

I, Richard Hurst as a member of R & L Hurst Superannuation Fund

have requested in writing in accordance with section 290-170 of the Income Tax Assessment Act 1997 the intention to claim a tax deduction of

\$23500.00

for contributions paid in the year ended 30 June 2023.

Richard Hurst

Date: 30/06/2023

R & L Hurst Superannuation Fund Deductions Notice Letter

Lee Ann Hurst and Richard Hurst as trustee for R & L Hurst Superannuation Fund acknowledges that

Lee Ann Hurst

has advised in writing in accordance with Section 290-170 of the Income Tax Assessment Act 1997 the intention to claim a tax deduction of

\$23500.00

for contributions paid in the year ended 30 June 2023. The Trustee has taken action to deduct the appropriate level of tax from the contributions claimed.

Lee Ann Hurst

Date: 30/06/2023

**** IMPORTANT INFORMATION - PLEASE READ THE FOLLOWING CAREFULLY ****

If your records confirm the above amount claimed no action on your behalf is required. Retain this acknowledgement with your taxation records as it may be requested by the Australian Taxation Office to substantiate your tax deduction for Superannuation Contributions.

Otherwise: Complete the details below and return this form to the Trustee if:

1. The amount shown above is not the amount that will be claimed, or
2. The Australian Taxation Office disallows/reduces the amount you claim.

In terms of Section 290-170 of the Income Tax Assessment Act 1997 I advise that the amount I intend to claim as a tax deduction for the period 01 July 2022 to 30 June 2023 is: \$ _____

Lee Ann Hurst

Date: 30/06/2023

R & L Hurst Superannuation Fund Deductions Notice Letter

I, Lee Ann Hurst as a member of R & L Hurst Superannuation Fund

have requested in writing in accordance with section 290-170 of the Income Tax Assessment Act 1997 the intention to claim a tax deduction of

\$23500.00

for contributions paid in the year ended 30 June 2023.

Lee Ann Hurst

Date: 30/06/2023

R & L Hurst Superannuation Fund Deductions Notice Letter

Lee Ann Hurst and Richard Hurst as trustee for R & L Hurst Superannuation Fund acknowledges that

Richard Hurst

has advised in writing in accordance with Section 290-170 of the Income Tax Assessment Act 1997 the intention to claim a tax deduction of

\$23500.00

for contributions paid in the year ended 30 June 2023. The Trustee has taken action to deduct the appropriate level of tax from the contributions claimed.

Richard Hurst

Date: 30/06/2023

**** IMPORTANT INFORMATION - PLEASE READ THE FOLLOWING CAREFULLY ****

If your records confirm the above amount claimed no action on your behalf is required. Retain this acknowledgement with your taxation records as it may be requested by the Australian Taxation Office to substantiate your tax deduction for Superannuation Contributions.

Otherwise: Complete the details below and return this form to the Trustee if:

1. The amount shown above is not the amount that will be claimed, or
2. The Australian Taxation Office disallows/reduces the amount you claim.

In terms of Section 290-170 of the Income Tax Assessment Act 1997 I advise that the amount I intend to claim as a tax deduction for the period 01 July 2022 to 30 June 2023 is: \$ _____

Richard Hurst

Date: 30/06/2023

24700 - Changes in Market Values of Investments

2023 Financial Year

Preparer Kelly Fu

Reviewer Kelly Fu

Status Completed

Account Code	Description	CY Balance	LY Balance	Change
24700	Changes in Market Values of Investments	(\$352,223.72)	\$109,292.54	(422.28)%
TOTAL		CY Balance	LY Balance	
		(\$352,223.72)	\$109,292.54	

Supporting Documents

- Realised Capital Gain Report [Report](#)
- Market Movement [Report](#)
- Net Capital Gains Reconciliation [Report](#)
- 24700 - Statement-6638437-20220701-20230630.pdf

External URLs

No External URLs

Standard Checklist

- Attach copies of Source Documentation (Contract Notes, Broker Statements, Chess Statements, Contracts of Sale, Managed Fund Statements etc)
- Attach copy of Market Movement report
- Attach copy of Net Capital Gains Reconciliation
- Attach copy of Realised Capital Gain Report
- Ensure all Asset Disposals have been entered
- Ensure all Market Values have been entered for June 30
- Ensure all Tax Deferred Distributions have been entered

R & L Hurst Superannuation Fund

Market Movement Report

As at 30 June 2023

Investment	Date	Description	Unrealised				Realised			Total
			Units	Accounting Cost Movement	Market Movement	Depreciation	Balance	Consideration	Accounting Cost Base	
16HOOKERD1 - 16 Hooke Road, Edinburgh North SA 5113										
	01/07/2022	Opening Balance	1.00	0.00	0.00	0.00	550,000.00	0.00	0.00	0.00
	30/06/2023	Revaluation	0.00	0.00	300,000.00	0.00	850,000.00	0.00	0.00	0.00
	30/06/2023		1.00	0.00	300,000.00	0.00	850,000.00	0.00	0.00	0.00
AKE.AX - Allkem Limited										
	01/07/2022	Opening Balance	460.00	0.00	0.00	0.00	4,742.60	0.00	0.00	0.00
	28/02/2023	Revaluation	0.00	0.00	391.00	0.00	5,133.60	0.00	0.00	0.00
	31/03/2023	Revaluation	0.00	0.00	400.20	0.00	5,533.80	0.00	0.00	0.00
	30/04/2023	Revaluation	0.00	0.00	101.20	0.00	5,635.00	0.00	0.00	0.00
	31/05/2023	Revaluation	0.00	0.00	1,219.00	0.00	6,854.00	0.00	0.00	0.00
	14/06/2023	Disposal	(460.00)	(4,997.15)	0.00	0.00	1,856.85	7,345.60	4,997.15	2,348.45
	14/06/2023	Writeback	0.00	0.00	(1,856.85)	0.00	0.00	0.00	0.00	0.00
	30/06/2023		0.00	(4,997.15)	254.55	0.00	0.00	7,345.60	4,997.15	2,348.45
ALL.AX - Aristocrat Leisure Limited										
	14/06/2023	Purchase	288.00	11,017.46	0.00	0.00	11,017.46	0.00	0.00	0.00
	30/06/2023	Revaluation	0.00	0.00	116.62	0.00	11,134.08	0.00	0.00	0.00
	30/06/2023		288.00	11,017.46	116.62	0.00	11,134.08	0.00	0.00	0.00
AMC.AX - Amcor Limited										
	01/07/2022	Opening Balance	583.00	0.00	0.00	0.00	10,517.32	0.00	0.00	0.00
	28/02/2023	Revaluation	0.00	0.00	(652.96)	0.00	9,864.36	0.00	0.00	0.00
	31/03/2023	Revaluation	0.00	0.00	(157.41)	0.00	9,706.95	0.00	0.00	0.00
	30/04/2023	Revaluation	0.00	0.00	(145.75)	0.00	9,561.20	0.00	0.00	0.00
	31/05/2023	Revaluation	0.00	0.00	(734.58)	0.00	8,826.62	0.00	0.00	0.00
	14/06/2023	Disposal	(233.00)	(3,599.60)	0.00	0.00	5,227.02	3,481.75	3,599.60	(117.85)
	14/06/2023	Writeback	0.00	0.00	(119.66)	0.00	5,107.36	0.00	0.00	0.00
	30/06/2023	Revaluation	0.00	0.00	93.64	0.00	5,201.00	0.00	0.00	0.00
	30/06/2023		350.00	(3,599.60)	(1,716.72)	0.00	5,201.00	3,481.75	3,599.60	(117.85)
ANZ.AX - ANZ Group Holdings Limited										
	01/07/2022	Opening Balance	394.00	0.00	0.00	0.00	8,679.82	0.00	0.00	0.00
	28/02/2023	Revaluation	0.00	0.00	1,103.20	0.00	9,783.02	0.00	0.00	0.00
	31/03/2023	Revaluation	0.00	0.00	(772.24)	0.00	9,010.78	0.00	0.00	0.00
	30/04/2023	Revaluation	0.00	0.00	583.12	0.00	9,593.90	0.00	0.00	0.00
	31/05/2023	Revaluation	0.00	0.00	(370.36)	0.00	9,223.54	0.00	0.00	0.00
	30/06/2023	Revaluation	0.00	0.00	118.20	0.00	9,341.74	0.00	0.00	0.00

R & L Hurst Superannuation Fund

Market Movement Report

As at 30 June 2023

Investment	Date	Description	Unrealised				Realised			Total
			Units	Accounting Cost Movement	Market Movement	Depreciation	Balance	Consideration	Accounting Cost Base	
	30/06/2023		394.00	0.00	661.92	0.00	9,341.74	0.00	0.00	0.00
ARG.AX - Argo Investments Limited										
	01/07/2022	Opening Balance	1,124.00	0.00	0.00	0.00	9,891.20	0.00	0.00	0.00
	28/02/2023	Revaluation	0.00	0.00	157.36	0.00	10,048.56	0.00	0.00	0.00
	31/03/2023	Revaluation	0.00	0.00	(101.16)	0.00	9,947.40	0.00	0.00	0.00
	30/04/2023	Revaluation	0.00	0.00	(89.92)	0.00	9,857.48	0.00	0.00	0.00
	31/05/2023	Revaluation	0.00	0.00	(123.64)	0.00	9,733.84	0.00	0.00	0.00
	30/06/2023	Revaluation	0.00	0.00	112.40	0.00	9,846.24	0.00	0.00	0.00
	30/06/2023		1,124.00	0.00	(44.96)	0.00	9,846.24	0.00	0.00	0.00
BHP.AX - BHP Group Limited										
	01/07/2022	Opening Balance	604.00	0.00	0.00	0.00	24,915.00	0.00	0.00	0.00
	28/02/2023	Revaluation	0.00	0.00	1,993.20	0.00	26,908.20	0.00	0.00	0.00
	31/03/2023	Revaluation	0.00	0.00	924.12	0.00	27,832.32	0.00	0.00	0.00
	30/04/2023	Revaluation	0.00	0.00	(1,014.72)	0.00	26,817.60	0.00	0.00	0.00
	31/05/2023	Revaluation	0.00	0.00	(549.64)	0.00	26,267.96	0.00	0.00	0.00
	14/06/2023	Purchase	76.00	3,489.10	0.00	0.00	29,757.06	0.00	0.00	0.00
	30/06/2023	Revaluation	0.00	0.00	836.14	0.00	30,593.20	0.00	0.00	0.00
	30/06/2023		680.00	3,489.10	2,189.10	0.00	30,593.20	0.00	0.00	0.00
BSL.AX - Bluescope Steel Limited										
	14/06/2023	Purchase	412.00	8,506.19	0.00	0.00	8,506.19	0.00	0.00	0.00
	30/06/2023	Revaluation	0.00	0.00	(39.59)	0.00	8,466.60	0.00	0.00	0.00
	30/06/2023		412.00	8,506.19	(39.59)	0.00	8,466.60	0.00	0.00	0.00
CGF.AX - Challenger Limited										
	14/06/2023	Purchase	1,620.00	9,965.80	0.00	0.00	9,965.80	0.00	0.00	0.00
	30/06/2023	Revaluation	0.00	0.00	531.80	0.00	10,497.60	0.00	0.00	0.00
	30/06/2023		1,620.00	9,965.80	531.80	0.00	10,497.60	0.00	0.00	0.00
CHC.AX - Charter Hall Group										
	01/07/2022	Opening Balance	538.00	0.00	0.00	0.00	5,826.54	0.00	0.00	0.00
	28/02/2023	Revaluation	0.00	0.00	1,258.92	0.00	7,085.46	0.00	0.00	0.00
	31/03/2023	Revaluation	0.00	0.00	(1,167.46)	0.00	5,918.00	0.00	0.00	0.00
	30/04/2023	Revaluation	0.00	0.00	69.94	0.00	5,987.94	0.00	0.00	0.00
	31/05/2023	Revaluation	0.00	0.00	134.50	0.00	6,122.44	0.00	0.00	0.00

R & L Hurst Superannuation Fund

Market Movement Report

As at 30 June 2023

Investment	Date	Description	Unrealised				Realised			Total
			Units	Accounting Cost Movement	Market Movement	Depreciation	Balance	Consideration	Accounting Cost Base	
	14/06/2023	Disposal	(538.00)	(8,991.45)	0.00	0.00	(2,869.01)	5,846.36	8,991.45	(3,145.09)
	14/06/2023	Writeback	0.00	0.00	2,869.01	0.00	0.00	0.00	0.00	0.00
	30/06/2023		0.00	(8,991.45)	3,164.91	0.00	0.00	5,846.36	8,991.45	(3,145.09)
CPU.AX - Computershare Limited.										
	01/07/2022	Opening Balance	216.00	0.00	0.00	0.00	5,322.24	0.00	0.00	0.00
	28/02/2023	Revaluation	0.00	0.00	75.60	0.00	5,397.84	0.00	0.00	0.00
	31/03/2023	Revaluation	0.00	0.00	(753.84)	0.00	4,644.00	0.00	0.00	0.00
	30/04/2023	Revaluation	0.00	0.00	194.40	0.00	4,838.40	0.00	0.00	0.00
	31/05/2023	Revaluation	0.00	0.00	54.00	0.00	4,892.40	0.00	0.00	0.00
	14/06/2023	Disposal	(216.00)	(4,993.48)	0.00	0.00	(101.08)	4,879.86	4,993.48	(113.62)
	14/06/2023	Writeback	0.00	0.00	101.08	0.00	0.00	0.00	0.00	0.00
	30/06/2023		0.00	(4,993.48)	(328.76)	0.00	0.00	4,879.86	4,993.48	(113.62)
CSL.AX - CSL Limited										
	01/07/2022	Opening Balance	43.00	0.00	0.00	0.00	11,569.58	0.00	0.00	0.00
	28/02/2023	Revaluation	0.00	0.00	1,235.39	0.00	12,804.97	0.00	0.00	0.00
	31/03/2023	Revaluation	0.00	0.00	(528.47)	0.00	12,276.50	0.00	0.00	0.00
	30/04/2023	Revaluation	0.00	0.00	648.44	0.00	12,924.94	0.00	0.00	0.00
	31/05/2023	Revaluation	0.00	0.00	329.38	0.00	13,254.32	0.00	0.00	0.00
	14/06/2023	Purchase	48.00	13,792.12	0.00	0.00	27,046.44	0.00	0.00	0.00
	30/06/2023	Revaluation	0.00	0.00	(1,804.86)	0.00	25,241.58	0.00	0.00	0.00
	30/06/2023		91.00	13,792.12	(120.12)	0.00	25,241.58	0.00	0.00	0.00
EVN.AX - Evolution Mining Limited										
	01/07/2022	Opening Balance	3,715.00	0.00	0.00	0.00	8,841.70	0.00	0.00	0.00
	28/02/2023	Revaluation	0.00	0.00	1,040.20	0.00	9,881.90	0.00	0.00	0.00
	31/03/2023	Revaluation	0.00	0.00	1,374.55	0.00	11,256.45	0.00	0.00	0.00
	30/04/2023	Revaluation	0.00	0.00	1,968.95	0.00	13,225.40	0.00	0.00	0.00
	31/05/2023	Revaluation	0.00	0.00	(594.40)	0.00	12,631.00	0.00	0.00	0.00
	14/06/2023	Disposal	(3,715.00)	(14,415.08)	0.00	0.00	(1,784.08)	12,389.10	14,415.08	(2,025.98)
	14/06/2023	Writeback	0.00	0.00	1,784.08	0.00	0.00	0.00	0.00	0.00
	30/06/2023		0.00	(14,415.08)	5,573.38	0.00	0.00	12,389.10	14,415.08	(2,025.98)
GMG.AX - Goodman Group										
	01/07/2022	Opening Balance	475.00	0.00	0.00	0.00	8,474.00	0.00	0.00	0.00
	28/02/2023	Revaluation	0.00	0.00	788.50	0.00	9,262.50	0.00	0.00	0.00
	31/03/2023	Revaluation	0.00	0.00	(399.00)	0.00	8,863.50	0.00	0.00	0.00

R & L Hurst Superannuation Fund

Market Movement Report

As at 30 June 2023

Investment	Date	Description	Unrealised				Realised			Total
			Units	Accounting Cost Movement	Market Movement	Depreciation	Balance	Consideration	Accounting Cost Base	
	30/04/2023	Revaluation	0.00	0.00	308.75	0.00	9,172.25	0.00	0.00	0.00
	31/05/2023	Revaluation	0.00	0.00	351.50	0.00	9,523.75	0.00	0.00	0.00
	14/06/2023	Disposal	(475.00)	(3,022.07)	0.00	0.00	6,501.68	9,300.92	3,022.07	6,278.85
	14/06/2023	Writeback	0.00	0.00	(6,501.68)	0.00	0.00	0.00	0.00	0.00
	30/06/2023		0.00	(3,022.07)	(5,451.93)	0.00	0.00	9,300.92	3,022.07	6,278.85
HURSTNORTH - North Investment										
	01/07/2022	Opening Balance	476,447.85	0.00	0.00	0.00	545,154.49	0.00	0.00	0.00
	30/06/2023	Purchase	1.00	25,241.15	0.00	0.00	570,395.64	0.00	0.00	0.00
	30/06/2023	Purchase	23,081.19	0.00	0.00	0.00	570,395.64	0.00	0.00	0.00
	30/06/2023	Revaluation	0.00	0.00	21,163.63	0.00	591,559.27	0.00	0.00	0.00
	30/06/2023	Revaluation	0.00	0.00	1.19	0.00	591,560.46	0.00	0.00	0.00
	30/06/2023		499,530.04	25,241.15	21,164.82	0.00	591,560.46	0.00	0.00	0.00
IEL.AX - Idp Education Limited										
	14/06/2023	Purchase	292.00	7,009.48	0.00	0.00	7,009.48	0.00	0.00	0.00
	30/06/2023	Revaluation	0.00	0.00	(556.28)	0.00	6,453.20	0.00	0.00	0.00
	30/06/2023		292.00	7,009.48	(556.28)	0.00	6,453.20	0.00	0.00	0.00
IFRA.AX - Vaneck Ftse Global Infrastructure (hedged) Etf										
	01/07/2022	Opening Balance	944.00	0.00	0.00	0.00	20,343.20	0.00	0.00	0.00
	28/02/2023	Revaluation	0.00	0.00	(1,095.04)	0.00	19,248.16	0.00	0.00	0.00
	31/03/2023	Revaluation	0.00	0.00	(18.88)	0.00	19,229.28	0.00	0.00	0.00
	30/04/2023	Revaluation	0.00	0.00	585.28	0.00	19,814.56	0.00	0.00	0.00
	31/05/2023	Revaluation	0.00	0.00	(981.76)	0.00	18,832.80	0.00	0.00	0.00
	15/06/2023	Purchase	736.00	14,987.36	0.00	0.00	33,820.16	0.00	0.00	0.00
	30/06/2023	Revaluation	0.00	0.00	115.84	0.00	33,936.00	0.00	0.00	0.00
	30/06/2023		1,680.00	14,987.36	(1,394.56)	0.00	33,936.00	0.00	0.00	0.00
ILLU.AX - Iluka Resources Limited										
	14/06/2023	Purchase	713.00	8,503.07	0.00	0.00	8,503.07	0.00	0.00	0.00
	30/06/2023	Revaluation	0.00	0.00	(581.64)	0.00	7,921.43	0.00	0.00	0.00
	30/06/2023		713.00	8,503.07	(581.64)	0.00	7,921.43	0.00	0.00	0.00
IXJ.AX - Ishares Global Healthcare Etf										
	01/07/2022	Opening Balance	171.00	0.00	0.00	0.00	20,124.99	0.00	0.00	0.00
	28/02/2023	Revaluation	0.00	0.00	518.13	0.00	20,643.12	0.00	0.00	0.00
	31/03/2023	Revaluation	0.00	0.00	383.04	0.00	21,026.16	0.00	0.00	0.00
	30/04/2023	Revaluation	0.00	0.00	1,125.18	0.00	22,151.34	0.00	0.00	0.00

R & L Hurst Superannuation Fund

Market Movement Report

As at 30 June 2023

Investment	Date	Description	Unrealised				Realised			Total
			Units	Accounting Cost Movement	Market Movement	Depreciation	Balance	Consideration	Accounting Cost Base	
	31/05/2023	Revaluation	0.00	0.00	(357.39)	0.00	21,793.95	0.00	0.00	0.00
	15/06/2023	Purchase	81.00	10,010.82	0.00	0.00	31,804.77	0.00	0.00	0.00
	30/06/2023	Revaluation	0.00	0.00	209.31	0.00	32,014.08	0.00	0.00	0.00
	30/06/2023		252.00	10,010.82	1,878.27	0.00	32,014.08	0.00	0.00	0.00
JBH.AX - Jb Hi-fi Limited										
	01/07/2022	Opening Balance	241.00	0.00	0.00	0.00	9,268.86	0.00	0.00	0.00
	28/02/2023	Revaluation	0.00	0.00	1,094.14	0.00	10,363.00	0.00	0.00	0.00
	31/03/2023	Revaluation	0.00	0.00	(245.82)	0.00	10,117.18	0.00	0.00	0.00
	30/04/2023	Revaluation	0.00	0.00	595.27	0.00	10,712.45	0.00	0.00	0.00
	31/05/2023	Revaluation	0.00	0.00	(226.54)	0.00	10,485.91	0.00	0.00	0.00
	14/06/2023	Disposal	(241.00)	(11,569.99)	0.00	0.00	(1,084.08)	10,204.22	11,569.99	(1,365.77)
	14/06/2023	Writeback	0.00	0.00	1,084.08	0.00	0.00	0.00	0.00	0.00
	30/06/2023		0.00	(11,569.99)	2,301.13	0.00	0.00	10,204.22	11,569.99	(1,365.77)
JHX.AX - James Hardie Industries Plc										
	01/07/2022	Opening Balance	267.00	0.00	0.00	0.00	8,482.59	0.00	0.00	0.00
	28/02/2023	Revaluation	0.00	0.00	(272.34)	0.00	8,210.25	0.00	0.00	0.00
	31/03/2023	Revaluation	0.00	0.00	360.45	0.00	8,570.70	0.00	0.00	0.00
	30/04/2023	Revaluation	0.00	0.00	371.13	0.00	8,941.83	0.00	0.00	0.00
	31/05/2023	Revaluation	0.00	0.00	1,241.55	0.00	10,183.38	0.00	0.00	0.00
	14/06/2023	Disposal	(267.00)	(4,891.27)	0.00	0.00	5,292.11	10,388.72	4,891.27	5,497.45
	14/06/2023	Writeback	0.00	0.00	(5,292.11)	0.00	0.00	0.00	0.00	0.00
	30/06/2023		0.00	(4,891.27)	(3,591.32)	0.00	0.00	10,388.72	4,891.27	5,497.45
LOV.AX - Lovisa Holdings Limited										
	01/07/2022	Opening Balance	360.00	0.00	0.00	0.00	4,971.60	0.00	0.00	0.00
	28/02/2023	Revaluation	0.00	0.00	3,733.20	0.00	8,704.80	0.00	0.00	0.00
	31/03/2023	Revaluation	0.00	0.00	(208.80)	0.00	8,496.00	0.00	0.00	0.00
	30/04/2023	Revaluation	0.00	0.00	1,062.00	0.00	9,558.00	0.00	0.00	0.00
	31/05/2023	Revaluation	0.00	0.00	(1,983.60)	0.00	7,574.40	0.00	0.00	0.00
	30/06/2023	Revaluation	0.00	0.00	(626.40)	0.00	6,948.00	0.00	0.00	0.00
	30/06/2023		360.00	0.00	1,976.40	0.00	6,948.00	0.00	0.00	0.00
MFGO.AX - Magellan Financial Group Limited										
	01/07/2022	Opening Balance	20.00	0.00	0.00	0.00	14.70	0.00	0.00	0.00
	28/02/2023	Revaluation	0.00	0.00	(10.50)	0.00	4.20	0.00	0.00	0.00
	30/04/2023	Revaluation	0.00	0.00	(0.10)	0.00	4.10	0.00	0.00	0.00

R & L Hurst Superannuation Fund

Market Movement Report

As at 30 June 2023

Investment	Date	Description	Unrealised				Realised			Total
			Units	Accounting Cost Movement	Market Movement	Depreciation	Balance	Consideration	Accounting Cost Base	
	31/05/2023	Revaluation	0.00	0.00	(0.40)	0.00	3.70	0.00	0.00	0.00
	30/06/2023	Revaluation	0.00	0.00	0.30	0.00	4.00	0.00	0.00	0.00
	30/06/2023		20.00	0.00	(10.70)	0.00	4.00	0.00	0.00	0.00
MIN.AX - Mineral Resources Limited										
	01/07/2022	Opening Balance	117.00	0.00	0.00	0.00	5,647.59	0.00	0.00	0.00
	28/02/2023	Revaluation	0.00	0.00	3,653.91	0.00	9,301.50	0.00	0.00	0.00
	31/03/2023	Revaluation	0.00	0.00	50.31	0.00	9,351.81	0.00	0.00	0.00
	30/04/2023	Revaluation	0.00	0.00	(731.25)	0.00	8,620.56	0.00	0.00	0.00
	31/05/2023	Revaluation	0.00	0.00	(147.42)	0.00	8,473.14	0.00	0.00	0.00
	30/06/2023	Revaluation	0.00	0.00	(115.83)	0.00	8,357.31	0.00	0.00	0.00
	30/06/2023		117.00	0.00	2,709.72	0.00	8,357.31	0.00	0.00	0.00
MQG.AX - Macquarie Group Limited										
	01/07/2022	Opening Balance	88.00	0.00	0.00	0.00	14,476.88	0.00	0.00	0.00
	28/02/2023	Revaluation	0.00	0.00	2,106.72	0.00	16,583.60	0.00	0.00	0.00
	31/03/2023	Revaluation	0.00	0.00	(1,467.84)	0.00	15,115.76	0.00	0.00	0.00
	30/04/2023	Revaluation	0.00	0.00	953.04	0.00	16,068.80	0.00	0.00	0.00
	31/05/2023	Revaluation	0.00	0.00	(660.00)	0.00	15,408.80	0.00	0.00	0.00
	30/06/2023	Revaluation	0.00	0.00	221.76	0.00	15,630.56	0.00	0.00	0.00
	30/06/2023		88.00	0.00	1,153.68	0.00	15,630.56	0.00	0.00	0.00
NAB.AX - National Australia Bank Limited										
	01/07/2022	Opening Balance	594.00	0.00	0.00	0.00	16,269.66	0.00	0.00	0.00
	28/02/2023	Revaluation	0.00	0.00	1,544.40	0.00	17,814.06	0.00	0.00	0.00
	31/03/2023	Revaluation	0.00	0.00	(1,378.08)	0.00	16,435.98	0.00	0.00	0.00
	30/04/2023	Revaluation	0.00	0.00	694.98	0.00	17,130.96	0.00	0.00	0.00
	31/05/2023	Revaluation	0.00	0.00	(1,378.08)	0.00	15,752.88	0.00	0.00	0.00
	30/06/2023	Revaluation	0.00	0.00	(89.10)	0.00	15,663.78	0.00	0.00	0.00
	30/06/2023		594.00	0.00	(605.88)	0.00	15,663.78	0.00	0.00	0.00
ORG.AX - Origin Energy Limited										
	01/07/2022	Opening Balance	1,185.00	0.00	0.00	0.00	6,790.05	0.00	0.00	0.00
	28/02/2023	Revaluation	0.00	0.00	2,867.70	0.00	9,657.75	0.00	0.00	0.00
	31/03/2023	Revaluation	0.00	0.00	165.90	0.00	9,823.65	0.00	0.00	0.00
	30/04/2023	Revaluation	0.00	0.00	59.25	0.00	9,882.90	0.00	0.00	0.00
	31/05/2023	Revaluation	0.00	0.00	35.55	0.00	9,918.45	0.00	0.00	0.00
	30/06/2023	Revaluation	0.00	0.00	47.40	0.00	9,965.85	0.00	0.00	0.00

R & L Hurst Superannuation Fund

Market Movement Report

As at 30 June 2023

Investment	Date	Description	Unrealised				Realised			Total
			Units	Accounting Cost Movement	Market Movement	Depreciation	Balance	Consideration	Accounting Cost Base	
	30/06/2023		1,185.00	0.00	3,175.80	0.00	9,965.85	0.00	0.00	0.00
QAN.AX - Qantas Airways Limited										
	01/07/2022	Opening Balance	2,165.00	0.00	0.00	0.00	9,677.55	0.00	0.00	0.00
	28/02/2023	Revaluation	0.00	0.00	3,918.65	0.00	13,596.20	0.00	0.00	0.00
	31/03/2023	Revaluation	0.00	0.00	692.80	0.00	14,289.00	0.00	0.00	0.00
	31/05/2023	Revaluation	0.00	0.00	(21.65)	0.00	14,267.35	0.00	0.00	0.00
	14/06/2023	Purchase	465.00	2,997.33	0.00	0.00	17,264.68	0.00	0.00	0.00
	30/06/2023	Revaluation	0.00	0.00	(958.68)	0.00	16,306.00	0.00	0.00	0.00
	30/06/2023		2,630.00	2,997.33	3,631.12	0.00	16,306.00	0.00	0.00	0.00
QBE.AX - QBE Insurance Group Limited										
	01/07/2022	Opening Balance	575.00	0.00	0.00	0.00	6,986.25	0.00	0.00	0.00
	28/02/2023	Revaluation	0.00	0.00	1,707.75	0.00	8,694.00	0.00	0.00	0.00
	31/03/2023	Revaluation	0.00	0.00	(339.25)	0.00	8,354.75	0.00	0.00	0.00
	30/04/2023	Revaluation	0.00	0.00	460.00	0.00	8,814.75	0.00	0.00	0.00
	31/05/2023	Revaluation	0.00	0.00	(276.00)	0.00	8,538.75	0.00	0.00	0.00
	14/06/2023	Purchase	198.00	3,008.80	0.00	0.00	11,547.55	0.00	0.00	0.00
	30/06/2023	Revaluation	0.00	0.00	565.36	0.00	12,112.91	0.00	0.00	0.00
	30/06/2023		773.00	3,008.80	2,117.86	0.00	12,112.91	0.00	0.00	0.00
QPON.AX - Betashares Australian Bank Senior Floating Rate Bond Etf										
	01/07/2022	Opening Balance	899.00	0.00	0.00	0.00	22,951.47	0.00	0.00	0.00
	28/02/2023	Revaluation	0.00	0.00	233.74	0.00	23,185.21	0.00	0.00	0.00
	31/03/2023	Revaluation	0.00	0.00	8.99	0.00	23,194.20	0.00	0.00	0.00
	30/04/2023	Revaluation	0.00	0.00	26.97	0.00	23,221.17	0.00	0.00	0.00
	31/05/2023	Revaluation	0.00	0.00	53.94	0.00	23,275.11	0.00	0.00	0.00
	15/06/2023	Purchase	386.00	9,993.24	0.00	0.00	33,268.35	0.00	0.00	0.00
	30/06/2023	Revaluation	0.00	0.00	26.00	0.00	33,294.35	0.00	0.00	0.00
	30/06/2023		1,285.00	9,993.24	349.64	0.00	33,294.35	0.00	0.00	0.00
RHC.AX - Ramsay Health Care Limited										
	14/06/2023	Purchase	121.00	6,994.93	0.00	0.00	6,994.93	0.00	0.00	0.00
	30/06/2023	Revaluation	0.00	0.00	(183.84)	0.00	6,811.09	0.00	0.00	0.00
	30/06/2023		121.00	6,994.93	(183.84)	0.00	6,811.09	0.00	0.00	0.00

R & L Hurst Superannuation Fund

Market Movement Report

As at 30 June 2023

Investment	Date	Description	Unrealised				Realised			Total
			Units	Accounting Cost Movement	Market Movement	Depreciation	Balance	Consideration	Accounting Cost Base	
RWC.AX - Reliance Worldwide Corporation Limited										
	01/07/2022	Opening Balance	1,890.00	0.00	0.00	0.00	7,635.60	0.00	0.00	0.00
	28/02/2023	Revaluation	0.00	0.00	(850.50)	0.00	6,785.10	0.00	0.00	0.00
	31/03/2023	Revaluation	0.00	0.00	189.00	0.00	6,974.10	0.00	0.00	0.00
	30/04/2023	Revaluation	0.00	0.00	737.10	0.00	7,711.20	0.00	0.00	0.00
	31/05/2023	Revaluation	0.00	0.00	264.60	0.00	7,975.80	0.00	0.00	0.00
	14/06/2023	Disposal	(1,890.00)	(7,030.26)	0.00	0.00	945.54	7,644.95	7,030.26	614.69
	14/06/2023	Writeback	0.00	0.00	(945.54)	0.00	0.00	0.00	0.00	0.00
	30/06/2023		0.00	(7,030.26)	(605.34)	0.00	0.00	7,644.95	7,030.26	614.69
S32.AX - South32 Limited										
	01/07/2022	Opening Balance	1,035.00	0.00	0.00	0.00	4,077.90	0.00	0.00	0.00
	28/02/2023	Revaluation	0.00	0.00	362.25	0.00	4,440.15	0.00	0.00	0.00
	31/03/2023	Revaluation	0.00	0.00	31.05	0.00	4,471.20	0.00	0.00	0.00
	30/04/2023	Revaluation	0.00	0.00	(82.80)	0.00	4,388.40	0.00	0.00	0.00
	31/05/2023	Revaluation	0.00	0.00	(258.75)	0.00	4,129.65	0.00	0.00	0.00
	14/06/2023	Purchase	1,875.00	7,434.63	0.00	0.00	11,564.28	0.00	0.00	0.00
	30/06/2023	Revaluation	0.00	0.00	(622.68)	0.00	10,941.60	0.00	0.00	0.00
	30/06/2023		2,910.00	7,434.63	(570.93)	0.00	10,941.60	0.00	0.00	0.00
STO.AX - Santos Limited										
	14/06/2023	Purchase	1,160.00	8,469.60	0.00	0.00	8,469.60	0.00	0.00	0.00
	30/06/2023	Revaluation	0.00	0.00	253.60	0.00	8,723.20	0.00	0.00	0.00
	30/06/2023		1,160.00	8,469.60	253.60	0.00	8,723.20	0.00	0.00	0.00
SUN.AX - Suncorp Group Limited										
	01/07/2022	Opening Balance	464.00	0.00	0.00	0.00	5,094.72	0.00	0.00	0.00
	28/02/2023	Revaluation	0.00	0.00	853.76	0.00	5,948.48	0.00	0.00	0.00
	31/03/2023	Revaluation	0.00	0.00	(352.64)	0.00	5,595.84	0.00	0.00	0.00
	30/04/2023	Revaluation	0.00	0.00	194.88	0.00	5,790.72	0.00	0.00	0.00
	31/05/2023	Revaluation	0.00	0.00	417.60	0.00	6,208.32	0.00	0.00	0.00
	14/06/2023	Disposal	(464.00)	(5,590.68)	0.00	0.00	617.64	6,059.40	5,590.68	468.72
	14/06/2023	Writeback	0.00	0.00	(617.64)	0.00	0.00	0.00	0.00	0.00
	30/06/2023		0.00	(5,590.68)	495.96	0.00	0.00	6,059.40	5,590.68	468.72

R & L Hurst Superannuation Fund

Market Movement Report

As at 30 June 2023

Investment	Date	Description	Unrealised				Realised			Total
			Units	Accounting Cost Movement	Market Movement	Depreciation	Balance	Consideration	Accounting Cost Base	
SVW.AX - Seven Group Holdings Limited										
	01/07/2022	Opening Balance	270.00	0.00	0.00	0.00	4,484.70	0.00	0.00	0.00
	28/02/2023	Revaluation	0.00	0.00	2,119.50	0.00	6,604.20	0.00	0.00	0.00
	31/03/2023	Revaluation	0.00	0.00	(353.70)	0.00	6,250.50	0.00	0.00	0.00
	30/04/2023	Revaluation	0.00	0.00	151.20	0.00	6,401.70	0.00	0.00	0.00
	31/05/2023	Revaluation	0.00	0.00	(72.90)	0.00	6,328.80	0.00	0.00	0.00
	14/06/2023	Disposal	(270.00)	(5,014.13)	0.00	0.00	1,314.67	6,650.00	5,014.13	1,635.87
	14/06/2023	Writeback	0.00	0.00	(1,314.67)	0.00	0.00	0.00	0.00	0.00
	30/06/2023		0.00	(5,014.13)	529.43	0.00	0.00	6,650.00	5,014.13	1,635.87
VEA.AX - Viva Energy Group Limited										
	14/06/2023	Purchase	2,850.00	8,426.50	0.00	0.00	8,426.50	0.00	0.00	0.00
	30/06/2023	Revaluation	0.00	0.00	152.00	0.00	8,578.50	0.00	0.00	0.00
	30/06/2023		2,850.00	8,426.50	152.00	0.00	8,578.50	0.00	0.00	0.00
WBC.AX - Westpac Banking Corporation										
	01/07/2022	Opening Balance	0.00	0.00	0.00	0.00	0.00	0.00	0.00	0.00
	14/06/2023	Purchase	682.00	13,993.18	0.00	0.00	13,993.18	0.00	0.00	0.00
	30/06/2023	Revaluation	0.00	0.00	560.70	0.00	14,553.88	0.00	0.00	0.00
	30/06/2023		682.00	13,993.18	560.70	0.00	14,553.88	0.00	0.00	0.00
WDS.AX - Woodside Energy Group Ltd										
	01/07/2022	Opening Balance	469.00	0.00	0.00	0.00	14,932.96	0.00	0.00	0.00
	28/02/2023	Revaluation	0.00	0.00	1,543.01	0.00	16,475.97	0.00	0.00	0.00
	31/03/2023	Revaluation	0.00	0.00	(605.01)	0.00	15,870.96	0.00	0.00	0.00
	30/04/2023	Revaluation	0.00	0.00	(75.04)	0.00	15,795.92	0.00	0.00	0.00
	31/05/2023	Revaluation	0.00	0.00	665.98	0.00	16,461.90	0.00	0.00	0.00
	14/06/2023	Disposal	(232.00)	(8,160.95)	0.00	0.00	8,300.95	7,995.44	8,160.95	(165.51)
	14/06/2023	Writeback	0.00	0.00	(423.59)	0.00	7,877.36	0.00	0.00	0.00
	30/06/2023	Revaluation	0.00	0.00	284.92	0.00	8,162.28	0.00	0.00	0.00
	30/06/2023		237.00	(8,160.95)	1,390.27	0.00	8,162.28	7,995.44	8,160.95	(165.51)
WES.AX - Wesfarmers Limited										
	01/07/2022	Opening Balance	238.00	0.00	0.00	0.00	9,974.58	0.00	0.00	0.00
	28/02/2023	Revaluation	0.00	0.00	1,577.94	0.00	11,552.52	0.00	0.00	0.00
	31/03/2023	Revaluation	0.00	0.00	290.36	0.00	11,842.88	0.00	0.00	0.00
	30/04/2023	Revaluation	0.00	0.00	525.98	0.00	12,368.86	0.00	0.00	0.00
	31/05/2023	Revaluation	0.00	0.00	(635.46)	0.00	11,733.40	0.00	0.00	0.00

R & L Hurst Superannuation Fund
Market Movement Report

As at 30 June 2023

Investment	Date	Description	Unrealised				Realised			Total	
			Units	Accounting Cost Movement	Market Movement	Depreciation	Balance	Consideration	Accounting Cost Base		Accounting Profit/(loss)
	14/06/2023	Disposal	(238.00)	(7,595.64)	0.00	0.00	4,137.76	11,452.60	7,595.64	3,856.96	
	14/06/2023	Writeback	0.00	0.00	(4,137.76)	0.00	0.00	0.00	0.00	0.00	
	30/06/2023		0.00	(7,595.64)	(2,378.94)	0.00	0.00	11,452.60	7,595.64	3,856.96	
WOW.AX - Woolworths Group Limited											
	14/06/2023	Purchase	222.00	8,514.68	0.00	0.00	8,514.68	0.00	0.00	0.00	
	30/06/2023	Revaluation	0.00	0.00	305.38	0.00	8,820.06	0.00	0.00	0.00	
	30/06/2023		222.00	8,514.68	305.38	0.00	8,820.06	0.00	0.00	0.00	
Total Market Movement					338,456.55					13,767.17	352,223.72

R & L Hurst Superannuation Fund

Realised Capital Gains Report

For The Period 01 July 2022 - 30 June 2023

Investment		Accounting Treatment				Tax Treatment						
Purchase Contract Date	Disposal Contract Date	Units	Cost	Proceeds	Accounting Profit/(Loss)	Adjusted Cost Base	Reduced Cost Base	Indexed Cost Base	Indexed Gains	Discounted Gains (Gross)	Other Gains	Capital Loss
Managed Investments (Australian)												
HURSTNORTH - North Investment												
		0.00	0.00	0.00	0.00	0.00	0.00	0.00	0.00	11,783.39	13.52	0.00
		0.00	0.00	0.00	0.00	0.00	0.00	0.00	0.00	11,783.39	13.52	0.00
		0.00	0.00	0.00	0.00	0.00	0.00	0.00	0.00	11,783.39	13.52	0.00
Shares in Listed Companies (Australian)												
AKE.AX - Allkem Limited												
10/06/2022	14/06/2023	460.00	4,997.15	7,345.60	2,348.45	4,997.15	4,997.15	0.00	0.00	2,348.45	0.00	0.00
		460.00	4,997.15	7,345.60	2,348.45	4,997.15	4,997.15	0.00	0.00	2,348.45	0.00	0.00
AMC.AX - Amcor Limited												
01/08/2019	14/06/2023	129.00	2,028.78	1,927.66	(101.12)	2,028.78	2,028.78	0.00	0.00	0.00	0.00	(101.12)
12/01/2018	14/06/2023	100.00	1,512.00	1,494.31	(17.69)	1,512.00	1,512.00	0.00	0.00	0.00	0.00	(17.69)
08/11/2016	14/06/2023	4.00	58.82	59.77	0.96	58.82	58.82	0.00	0.00	0.96	0.00	0.00
		233.00	3,599.60	3,481.74	(117.85)	3,599.60	3,599.60	0.00	0.00	0.96	0.00	(118.81)
CPU.AX - Computershare Limited.												
10/06/2022	14/06/2023	216.00	4,993.48	4,879.86	(113.62)	4,993.48	4,993.48	0.00	0.00	0.00	0.00	(113.62)
		216.00	4,993.48	4,879.86	(113.62)	4,993.48	4,993.48	0.00	0.00	0.00	0.00	(113.62)
EVN.AX - Evolution Mining Limited												
05/08/2021	14/06/2023	1,870.00	7,947.80	6,236.24	(1,711.56)	7,947.80	7,947.80	0.00	0.00	0.00	0.00	(1,711.56)
10/06/2022	14/06/2023	1,845.00	6,467.28	6,152.86	(314.42)	6,467.28	6,467.28	0.00	0.00	0.00	0.00	(314.42)
		3,715.00	14,415.08	12,389.10	(2,025.98)	14,415.08	14,415.08	0.00	0.00	0.00	0.00	(2,025.98)

R & L Hurst Superannuation Fund

Realised Capital Gains Report

For The Period 01 July 2022 - 30 June 2023

Investment		Accounting Treatment				Tax Treatment						
Purchase Contract Date	Disposal Contract Date	Units	Cost	Proceeds	Accounting Profit/(Loss)	Adjusted Cost Base	Reduced Cost Base	Indexed Cost Base	Indexed Gains	Discounted Gains (Gross)	Other Gains	Capital Loss
Shares in Listed Companies (Australian)												
JBH.AX - Jb Hi-fi Limited												
05/08/2021	14/06/2023	195.00	9,564.25	8,256.53	(1,307.72)	9,564.25	9,564.25	0.00	0.00	0.00	0.00	(1,307.72)
10/06/2022	14/06/2023	46.00	2,005.74	1,947.69	(58.05)	2,005.74	2,005.74	0.00	0.00	0.00	0.00	(58.05)
		241.00	11,569.99	10,204.22	(1,365.77)	11,569.99	11,569.99	0.00	0.00	0.00	0.00	(1,365.77)
JHX.AX - James Hardie Industries Plc												
01/08/2019	14/06/2023	17.00	339.66	661.45	321.79	339.66	339.66	0.00	0.00	321.79	0.00	0.00
08/11/2016	14/06/2023	117.00	2,214.51	4,552.36	2,337.85	2,214.51	2,214.51	0.00	0.00	2,337.85	0.00	0.00
26/02/2016	14/06/2023	133.00	2,337.10	5,174.91	2,837.81	2,337.10	2,337.10	0.00	0.00	2,837.81	0.00	0.00
		267.00	4,891.27	10,388.72	5,497.45	4,891.27	4,891.27	0.00	0.00	5,497.45	0.00	0.00
RWC.AX - Reliance Worldwide Corporation Limited												
01/08/2019	14/06/2023	1,890.00	7,030.26	7,644.95	614.69	7,030.26	7,030.26	0.00	0.00	614.69	0.00	0.00
		1,890.00	7,030.26	7,644.95	614.69	7,030.26	7,030.26	0.00	0.00	614.69	0.00	0.00
SUN.AX - Suncorp Group Limited												
06/09/2019	14/06/2023	297.00	4,077.03	3,878.54	(198.49)	4,077.03	4,077.03	0.00	0.00	0.00	0.00	(198.49)
09/04/2020	14/06/2023	167.00	1,513.65	2,180.86	667.21	1,513.65	1,513.65	0.00	0.00	667.21	0.00	0.00
		464.00	5,590.68	6,059.40	468.72	5,590.68	5,590.68	0.00	0.00	667.21	0.00	(198.49)
SVW.AX - Seven Group Holdings Limited												
10/06/2022	14/06/2023	270.00	5,014.13	6,650.00	1,635.87	5,014.13	5,014.13	0.00	0.00	1,635.87	0.00	0.00
		270.00	5,014.13	6,650.00	1,635.87	5,014.13	5,014.13	0.00	0.00	1,635.87	0.00	0.00
WDS.AX - Woodside Energy Group Ltd												
01/04/2015	14/06/2023	91.00	3,236.13	3,136.14	(99.99)	3,236.13	3,236.13	0.00	0.00	0.00	0.00	(99.99)

R & L Hurst Superannuation Fund

Realised Capital Gains Report

For The Period 01 July 2022 - 30 June 2023

Investment		Accounting Treatment				Tax Treatment						
Purchase Contract Date	Disposal Contract Date	Units	Cost	Proceeds	Accounting Profit/(Loss)	Adjusted Cost Base	Reduced Cost Base	Indexed Cost Base	Indexed Gains	Discounted Gains (Gross)	Other Gains	Capital Loss
Shares in Listed Companies (Australian)												
12/01/2018	14/06/2023	30.00	1,051.45	1,033.89	(17.56)	1,051.45	1,051.45	0.00	0.00	0.00	0.00	(17.56)
01/08/2019	14/06/2023	111.00	3,873.37	3,825.40	(47.96)	3,873.37	3,873.37	0.00	0.00	0.00	0.00	(47.96)
		232.00	8,160.95	7,995.43	(165.51)	8,160.95	8,160.95	0.00	0.00	0.00	0.00	(165.51)
WES.AX - Wesfarmers Limited												
01/08/2019	14/06/2023	50.00	1,889.75	2,406.01	516.26	1,889.75	1,889.75	0.00	0.00	516.26	0.00	0.00
09/04/2020	14/06/2023	41.00	1,433.50	1,972.93	539.43	1,433.50	1,433.50	0.00	0.00	539.43	0.00	0.00
01/04/2015	14/06/2023	72.00	2,143.32	3,464.65	1,321.33	2,143.32	2,143.32	0.00	0.00	1,321.33	0.00	0.00
12/01/2018	14/06/2023	34.00	1,002.25	1,636.09	633.84	1,002.25	1,002.25	0.00	0.00	633.84	0.00	0.00
08/11/2016	14/06/2023	41.00	1,126.82	1,972.93	846.11	1,126.82	1,126.82	0.00	0.00	846.11	0.00	0.00
		238.00	7,595.64	11,452.61	3,856.97	7,595.64	7,595.64	0.00	0.00	3,856.97	0.00	0.00
		8,226.00	77,858.23	88,491.63	10,633.42	77,858.23	77,858.23	0.00	0.00	14,621.60	0.00	(3,988.18)
Units in Listed Unit Trusts (Australian)												
CHC.AX - Charter Hall Group												
05/08/2021	14/06/2023	538.00	8,991.45	5,846.36	(3,145.09)	9,035.01	9,035.01	0.00	0.00	0.00	0.00	(3,188.65)
		0.00	0.00	0.00	0.00	0.00	0.00	0.00	0.00	38.06	0.00	0.00
		538.00	8,991.45	5,846.36	(3,145.09)	9,035.01	9,035.01	0.00	0.00	38.06	0.00	(3,188.65)
GMG.AX - Goodman Group												
01/04/2015	14/06/2023	475.00	3,022.07	9,300.92	6,278.85	2,874.69	2,874.69	0.00	0.00	6,426.23	0.00	0.00
		0.00	0.00	0.00	0.00	0.00	0.00	0.00	0.00	53.38	0.00	0.00
		475.00	3,022.07	9,300.92	6,278.85	2,874.69	2,874.69	0.00	0.00	6,479.61	0.00	0.00
IFRA.AX - Vaneck Ftse Global Infrastructure (hedged) Etf												

R & L Hurst Superannuation Fund

Realised Capital Gains Report

For The Period 01 July 2022 - 30 June 2023

Investment		Accounting Treatment				Tax Treatment						
Purchase Contract Date	Disposal Contract Date	Units	Cost	Proceeds	Accounting Profit/(Loss)	Adjusted Cost Base	Reduced Cost Base	Indexed Cost Base	Indexed Gains	Discounted Gains (Gross)	Other Gains	Capital Loss
Units in Listed Unit Trusts (Australian)												
		0.00	0.00	0.00	0.00	0.00	0.00	0.00	0.00	377.49	94.40	0.00
		0.00	0.00	0.00	0.00	0.00	0.00	0.00	0.00	377.49	94.40	0.00
IXJ.AX - Ishares Global Healthcare Etf												
		0.00	0.00	0.00	0.00	0.00	0.00	0.00	0.00	82.56	0.00	0.00
		0.00	0.00	0.00	0.00	0.00	0.00	0.00	0.00	82.56	0.00	0.00
		1,013.00	12,013.52	15,147.28	3,133.76	11,909.70	11,909.70	0.00	0.00	6,977.72	94.40	(3,188.65)
		9,239.00	89,871.75	103,638.91	13,767.18	89,767.93	89,767.93	0.00	0.00	33,382.71	107.92	(7,176.83)

R & L Hurst Superannuation Fund

Capital Gains Reconciliation Report

For The Period 01 July 2022 - 30 June 2023

	Total	Discounted	Indexed	Other	Notional
Losses available to offset					
Carried forward from prior losses	32,631.06				
Carried forward from prior losses - Collectables	0.00				
Current year capital losses	7,176.82				
Current year capital losses - Collectables	0.00				
Total Losses Available	39,807.88				
Total Losses Available - Collectables	0.00				
Capital Gains					
Capital gains from disposal of assets	21,047.82	21,047.82	0.00	0.00	0.00
Capital gains from disposal of assets - Collectables	0.00	0.00	0.00	0.00	0.00
Capital gains from trust distributions	12,442.80	12,334.88	0.00	107.92	0.00
Capital Gains Before Losses applied	33,490.62	33,382.70	0.00	107.92	0.00
Losses and discount applied					
Losses applied	33,490.62	33,382.70	0.00	107.92	0.00
Losses applied - Collectables	0.00	0.00	0.00	0.00	0.00
Capital gains after losses applied	0.00	0.00	0.00	0.00	0.00
Capital gains after losses applied - Collectables	0.00	0.00	0.00	0.00	0.00
CGT Discount applied	0.00				
CGT Discount applied - Collectables	0.00				

R & L Hurst Superannuation Fund

Capital Gains Reconciliation Report

For The Period 01 July 2022 - 30 June 2023

	Total	Discounted	Indexed	Other	Notional
Net Capital Gain					
Net capital gain	0.00				
Net capital gain - Collectables	0.00				
Total Net Capital Gain (11A)	0.00				
Net Capital Losses Carried Forward to later income					
Net Capital Losses Carried Forward to later income years	6,317.26				
Net Capital Losses Carried Forward to later income years - Collectables	0.00				
Total Net Capital Losses Carried Forward to later income years (14V)	6,317.26				

Note

Refer to Realised Gains Report for details of Disposals at a Security level

Refer to Distribution Reconciliation Report for Trust Distribution details at a Security level

MR RICHARD MICHAEL HURST & MRS LEE ANN HURST <R + L HURST S/F
A/C>

40 PATERNOSTER ROAD

REID SA 5118

AUSTRALIA

Trading Account Statement

Period: 01/07/2022 - 30/06/2023

Adviser: Richard Lovell

Trading Account Number: 6638437

Date	Reference	Description	Debit	Credit	Balance
01/07/2022		Open Balance			0.00
14/06/2023	22928966	Sold 460 AKE @ 16.0100 AUD		7,345.60	7,345.60Cr
14/06/2023	22928988	Sold 233 AMC @ 15.0247 AUD		3,481.75	10,827.35Cr
14/06/2023	22929011	Bght 76 BHP @ 45.6592 AUD	3,489.10		7,338.25Cr
14/06/2023	22929024	Bght 48 CSL @ 286.9400 AUD	13,792.12		6,453.87
14/06/2023	22929039	Sold 538 CHC @ 10.9022 AUD		5,846.36	607.51
14/06/2023	22929111	Sold 216 CPU @ 22.6799 AUD		4,879.86	4,272.35Cr
14/06/2023	22929118	Sold 3715 EVN @ 3.3400 AUD		12,389.10	16,661.45Cr
14/06/2023	22929147	Sold 475 GMG @ 19.6209 AUD		9,300.92	25,962.37Cr
14/06/2023	22929164	Sold 241 JBH @ 42.4200 AUD		10,204.22	36,166.59Cr
14/06/2023	22929193	Sold 267 JHX @ 38.9802 AUD		10,388.72	46,555.31Cr
14/06/2023	22929211	Bght 198 QBE @ 15.1000 AUD	3,008.80		43,546.51Cr
14/06/2023	22929234	Bght 465 QAN @ 6.4050 AUD	2,997.33		40,549.18Cr
14/06/2023	22929249	Sold 1890 RWC @ 4.0550 AUD		7,644.95	48,194.13Cr
14/06/2023	22929265	Sold 270 SVW @ 24.7000 AUD		6,650.00	54,844.13Cr
14/06/2023	22929284	Bght 1875 S32 @ 3.9550 AUD	7,434.63		47,409.50Cr
14/06/2023	22929297	Sold 464 SUN @ 13.1000 AUD		6,059.40	53,468.90Cr
14/06/2023	22929307	Sold 238 WES @ 48.2000 AUD		11,452.60	64,921.50Cr
14/06/2023	22929335	Sold 232 WDS @ 34.5450 AUD		7,995.44	72,916.94Cr
14/06/2023	22929390	Bght 288 ALL @ 38.1891 AUD	11,017.46		61,899.48Cr
14/06/2023	22929436	Bght 1620 CGF @ 6.1400 AUD	9,965.80		51,933.68Cr
14/06/2023	22929424	Bght 412 BSL @ 20.6000 AUD	8,506.19		43,427.49Cr
14/06/2023	22929480	Bght 292 IEL @ 23.9400 AUD	7,009.48		36,418.01Cr
14/06/2023	22929540	Bght 713 ILU @ 11.8991 AUD	8,503.07		27,914.94Cr
14/06/2023	22929569	Bght 121 RHC @ 57.6523 AUD	6,994.93		20,920.01Cr
14/06/2023	22929581	Bght 1160 STO @ 7.2850 AUD	8,469.60		12,450.41Cr
14/06/2023	22929603	Bght 2850 VEA @ 2.9500 AUD	8,426.50		4,023.91Cr
14/06/2023	22929622	Bght 682 WBC @ 20.4900 AUD	13,993.18		9,969.27
14/06/2023	22929638	Bght 222 WOW @ 38.2688 AUD	8,514.68		18,483.95
15/06/2023	20796087	DE: 015-356 369059571 22929024 22929622		18,483.95	0.00
15/06/2023	22945724	Bght 386 QPON @ 25.8400 AUD	9,993.24		9,993.24
15/06/2023	22945760	Bght 736 IFRA @ 20.3374 AUD	14,987.36		24,980.60
15/06/2023	22945792	Bght 81 IXJ @ 123.3558 AUD	10,010.82		34,991.42
16/06/2023	20809583	DE: 015-356 369059571 22945724 22945760 22945792		34,991.42	0.00
Total			157,114.290	157,114.290	

While every effort has been made to provide you with an accurate transaction summary, we give no warranty of accuracy or reliability and take no responsibility for any errors or omissions including by negligence. You should confirm the information, holdings and valuations contained herein. All prices and values are denominated in AUD unless otherwise indicated. Stockbroking services are provided by CMC Markets Stockbroking Limited (ABN 69 081 002 851, AFSL No.246381), a Participant of the ASX Group (Australian Securities Exchange).

25000 - Interest Received

2023 Financial Year

Preparer Kelly Fu

Reviewer Kelly Fu

Status Completed

Account Code	Description	CY Balance	LY Balance	Change
ADLTD0147	Adelaide Bank Money Market ***0147		(\$39.27)	100%
ADLTD4949	Adelaide Bank Money Market ***4949	(\$130.89)	(\$52.36)	149.98%
ANZ59571	ANZ Business Cash Management ***59571	(\$0.97)	(\$3.42)	(71.64)%
ANZ66119	ANZ Business Online Saver ***66119	(\$491.49)	(\$8.26)	5850.24%
TOTAL		CY Balance	LY Balance	
		(\$623.35)	(\$103.31)	

Supporting Documents

- Interest Reconciliation Report [Report](#)

External URLs

No External URLs

Standard Checklist

- Attach Interest Reconciliation Report
- Ensure all interest has been recorded from Bank Statements
- Review Statements to ensure all TFN withheld has been input

R & L Hurst Superannuation Fund

Interest Reconciliation Report

For The Period 01 July 2022 - 30 June 2023

Date	Payment Amount	Gross Interest	TFN Withheld	Foreign Income	Foreign Credits
Bank Accounts					
ANZ59571 ANZ Business Cash Management ***59571					
29/07/2022	0.11	0.11			
31/08/2022	0.07	0.07			
30/09/2022	0.07	0.07			
31/10/2022	0.07	0.07			
30/11/2022	0.08	0.08			
30/12/2022	0.10	0.10			
31/01/2023	0.09	0.09			
28/02/2023	0.04	0.04			
31/03/2023	0.09	0.09			
28/04/2023	0.05	0.05			
31/05/2023	0.09	0.09			
30/06/2023	0.11	0.11			
	0.97	0.97			
ANZ66119 ANZ Business Online Saver ***66119					
29/07/2022	2.52	2.52			
31/08/2022	7.50	7.50			
30/09/2022	10.82	10.82			
31/10/2022	23.30	23.30			
30/11/2022	32.12	32.12			

R & L Hurst Superannuation Fund
Interest Reconciliation Report

For The Period 01 July 2022 - 30 June 2023

Date	Payment Amount	Gross Interest	TFN Withheld	Foreign Income	Foreign Credits
30/12/2022	36.88	36.88			
31/01/2023	43.78	43.78			
28/02/2023	41.79	41.79			
31/03/2023	59.75	59.75			
28/04/2023	63.25	63.25			
31/05/2023	79.08	79.08			
30/06/2023	90.70	90.70			
	491.49	491.49			
	492.46	492.46			
Term Deposits					
ADLTD4949 Adelaide Bank Money Market ***4949					
02/07/2022	18.70	18.70			
09/01/2023	112.19	112.19			
	130.89	130.89			
	130.89	130.89			
TOTAL	623.35	623.35			

Tax Return Reconciliation

	Totals	Tax Return Label
Gross Interest	623.35	11C

26500 - Other Investment Income

2023 Financial Year

Preparer Kelly Fu

Reviewer Kelly Fu

Status Completed

Account Code	Description	CY Balance	LY Balance	Change
ANZ.AX	ANZ Group Holdings Limited	(\$110.70)		100%
ANZ38437	ANZ Cash Investment ***38437		(\$0.26)	100%
TOTAL		CY Balance	LY Balance	
		(\$110.70)	(\$0.26)	

Supporting Documents

- General Ledger [Report](#)
- ANZ_Payment_Advice_2022_09_01.pdf

External URLs

No External URLs

Standard Checklist

- Attach all source documentation

R & L Hurst Superannuation Fund

General Ledger

As at 30 June 2023

Transaction Date	Description	Units	Debit	Credit	Balance \$
Other Investment Income (26500)					
ANZ Group Holdings Limited (ANZ.AX)					
01/09/2022	TRANSFER FROM ANZ PREMIUM RPPA1/01016888			110.70	110.70 CR
				110.70	110.70 CR


Total Debits: 0.00


Total Credits: 110.70




Australia and New Zealand Banking Group Limited
ABN 11 005 357 522

NEED ASSISTANCE?

 anz.com/shareholder/centre
anzshareregistry@computershare.com.au

 Computershare Investor Services Pty Limited
GPO Box 2975 Melbourne
Victoria 3001 Australia

 1800 113 399 (within Australia)
0800 174 007 (within New Zealand)
+61 3 9415 4010 (outside Australia)

101734 046 ANZ



MR RICHARD MICHAEL HURST & MRS
LEE ANN HURST
<R & L HURST S/F A/C>
40 PATERNOSTER ROAD
REID SA 5118

Holder Identification Number (HIN)

HIN WITHHELD

ASX Code	ANZ
TFN/ABN Status	Quoted
Payment Date	1 September 2022
Direct Credit Reference No.	1016888

Retail Entitlement Offer - Retail Premium Payment Advice

Dear ANZ Shareholder,

As announced on 19 August 2022, ANZ completed the retail shortfall bookbuild on 18 August 2022 under its accelerated pro-rata renounceable entitlement offer (**Retail Entitlement Offer**).

Entitlements not taken up by eligible retail shareholders under the Retail Entitlement Offer, and entitlements of ineligible retail shareholders, were sold in the retail shortfall bookbuild at a price of \$23.00 per new ANZ share. As a result, those eligible retail shareholders who elected not to take up their entitlements, and ineligible retail shareholders, are being paid a retail premium of \$4.10 per entitlement (net of any withholding tax). This retail premium represents the excess of the price at which new ANZ shares were sold in the retail shortfall bookbuild (\$23.00 per new ANZ share) over the offer price of \$18.90.

Set out below are the details of your retail premium payment.

Payment description	Payment amount per entitlement	Number of entitlements sold on your behalf	Total payment
Retail Premium Payment	\$4.10	27	\$110.70
		Payment	\$110.70

Note: You should obtain your own professional advice on the tax implications of the payment and retain this document to assist in tax return preparation.

Your Payment Instruction

ANZ
BSB: 015-356 Account number: XXXXXXX71

Amount Deposited

AU\$110.70

If payment cannot be made to the above account, you will be notified and your payment will be held pending receipt of updated direct credit instructions.

28000 - Property Income

2023 Financial Year

Preparer Kelly Fu

Reviewer Kelly Fu

Status Completed

Account Code	Description	CY Balance	LY Balance	Change
16HOOKERD1	16 Hooke Road, Edinburgh North SA 5113	(\$56,000.00)	(\$52,000.00)	7.69%
TOTAL		CY Balance	LY Balance	
		(\$56,000.00)	(\$52,000.00)	

Supporting Documents

- General Ledger [Report](#)
- Property Appraisal Letter - 16 Hooke Road Edinburgh North.pdf
- Lease Renewal (Jun 2021 - Jun 2023).pdf

External URLs

No External URLs

Standard Checklist

- Attach all source documentation e.g. Rental Statements, Lease Statements
- Attach Rental Property Statement Report

Notes

Kelly Fu

Note

06/02/2024 17:18

July 2023 Rent was paid in advance.

R & L Hurst Superannuation Fund

General Ledger

As at 30 June 2023

Transaction Date	Description	Units	Debit	Credit	Balance \$
Property Income (28000)					
16 Hooke Road, Edinburgh North SA 5113 (16HOOKERD1)					
26/07/2022	ANZ INTERNET BANKING TRANSFER HURST PLUMBERS HURST PLUMBERS			4,000.00	4,000.00 CR
23/08/2022	ANZ INTERNET BANKING TRANSFER HURST PLUMBERS HURST PLUMBERS			5,000.00	9,000.00 CR
27/09/2022	ANZ INTERNET BANKING TRANSFER HURST PLUMBERS HURST PLUMBERS			4,000.00	13,000.00 CR
26/10/2022	ANZ INTERNET BANKING TRANSFER HURST PLUMBERS HURST PLUMBERS			5,000.00	18,000.00 CR
28/11/2022	ANZ INTERNET BANKING TRANSFER HURST PLUMBERS HURST PLUMBERS			4,000.00	22,000.00 CR
30/12/2022	ANZ INTERNET BANKING TRANSFER HURST PLUMBERS HURST PLUMBERS			4,000.00	26,000.00 CR
30/01/2023	ANZ INTERNET BANKING TRANSFER HURST PLUMBERS HURST PLUMBERS			4,000.00	30,000.00 CR
27/02/2023	ANZ INTERNET BANKING TRANSFER HURST PLUMBERS HURST PLUMBERS			5,000.00	35,000.00 CR
27/03/2023	ANZ INTERNET BANKING TRANSFER HURST PLUMBERS HURST PLUMBERS			4,000.00	39,000.00 CR
27/04/2023	ANZ INTERNET BANKING TRANSFER HURST PLUMBERS HURST PLUMBERS			4,000.00	43,000.00 CR
29/05/2023	ANZ INTERNET BANKING TRANSFER HURST PLUMBERS HURST PLUMBERS			4,000.00	47,000.00 CR
26/06/2023	ANZ INTERNET BANKING TRANSFER HURST PLUMBERS HURST PLUMBERS			9,000.00	56,000.00 CR
				56,000.00	56,000.00 CR

Total Debits: 0.00

Total Credits: 56,000.00

MEMORANDUM OF LEASE**CERTIFICATES OF TITLE BEING LEASED**

ITEM 1

THE WHOLE OF THE LAND COMPRISED IN CERTIFICATE
OF TITLE REGISTER BOOK VOLUME 5137 FOLIO 373

ESTATE AND INTEREST

ITEM 2

ESTATE IN FEE SIMPLE

ENCUMBRANCES

ITEM 3

ENCUMBRANCE 3520461

LESSOR (Full name and address)

RICHARD HURST and LEE ANN HURST AS TRUSTEE FOR R & L SUPERANNUATION FUND
40 PATERNOSTER ROAD, REID, 5118, SA

LESSEE (Full name, address and mode of holding)

HURST PLUMBERS PTY LTD as Trustee for HURST FAMILY TRUST ACN: 152725436 OF 16 HOOKE ROAD
ELIZABETH WEST SA 5113

TERM OF LEASE

COMMENCING ON THE 30/06/2021

EXPIRING ON THE 30/6/2023

RENT AND MANNER OF PAYMENT (OR OTHER CONSIDERATION)

ANNUAL COMMERCIAL RENTAL in the first term of this Lease is FIFTY TWO THOUSAND DOLLARS (\$52,000) per annum excluding GST for Office 16A & 16B "The Rent" payable in advance in equal and consecutive calendar montly instalments of FOUR THOUSAND DOLLARS (4,000.00) or a proportionate part thereof, the first of which shall be paid on commencement of the lease and thereafter of the 1st day of each and every month during the initial term and every renewed term.

16A @ \$700 per week

16B @ \$300 per week

OPERATIVE CLAUSE

The Lessor LEASES TO THE LESSEE the land * ABOVE / ~~HEREINAFTER~~ described and the LESSEE ACCEPTS THIS LEASE of the land for the term and at the rent stipulated, subject to the covenants and conditions expressed * herein / in Memorandum No. _____ and to the powers and covenants implied by the Real Property Act 1886 (except to the extent that the same are modified or negatived below).

*Delete the inapplicable

DEFINE THE LAND BEING LEASED INCORPORATING THE REQUIRED EASEMENT(S) ETC.

IT IS COVENANTED BY AND BETWEEN THE LESSOR AND THE LESSEE as follows:
(Covenants, where not deposited, to be set forth on insert sheet(s) and securely attached)

CONSENTS OF MORTGAGEES AND SECTION 32 DEVELOPMENT ACT 1993 CERTIFICATION

ITEM 8

DATED 30th of June 2021

EXECUTION

THE COMMON SEAL

of was affixed with the authority of the Board of Directors and in the presence of:-

Richard Hurst Lee Hurst Director

[Signature]

Director/Secretary

Signature of the LESSOR

[Signature]

Signature of WITNESS - Signed in my presence by the LESSOR who is either personally known to me or has satisfied me as to his or her identity. A penalty of up to \$2,000 or 6 months imprisonment applies for improper witnessing.

ITALO ZANATTA Print Full name of Witness (BLOCK LETTERS)

189 ST BERNARDS RD

ROSTREUR SA 5073 Address of Witness

Business Hours Telephone Number 0427 969 653

THE COMMON SEAL

of was affixed with the authority of the Board of Directors and in the presence of:-

Richard Hurst Director

Director/Secretary


Signature of the LESSEE

Signature of WITNESS - Signed in my presence by the LESSEE who is either personally known to me or has satisfied me as to his or her identity. A penalty of up to \$2,000 or 6 months imprisonment applies for improper witnessing.

Print Full name of Witness (BLOCK LETTERS)

Address of Witness

Business Hours Telephone Number



PROPERTY
MANAGEMENT AGENCY
COMMERCIAL & INDUSTRIAL
COMMERCIAL SA



COMMERCIAL
INDUSTRIAL
COMMERCIAL

Commercial SA

finding better

April 2023

Lee Ann & Richard Hurst
31 Redbanks Road
Willaston SA 5118

Email: lee@hurstplumbers.com.au

Dear Lee Ann & Richard

Re: 16 Hooke Road Edinburgh North SA 5113
Certificate of Title: Volume: 5137 Folio 373
Registered Proprietor: Richard Michael Hurst & Lee Ann Hurst

Further to your request, I thank you for engaging me to provide you with a property appraisal for your property.

In providing this report, I have relied upon my existing knowledge and the following key factors:

The tenancy details – netting approximately \$52,000 per annum and outgoings which I believe is on the lower end of what would be achievable in the current leasing market.

The history of the high level of demand which was occurred with similar properties as yours whenever a vacancy has presented itself over the years.


The yields which are achieving in the current marketplace are anywhere from 5% net upwards – based on a current total net rent of \$52,000 per annum in this market even a 6% yield which would be conservative places the property in the vicinity of \$850,000.

I have attached a comparable market report. The report lists comparable sales keeping in mind there are few comparable sales in Commercial Real Estate as there are so many variances from one property to the next.

Not just the property variances but geographically it makes it near impossible to provide actual relevant evidence. The comparable market report and my many years' experience in the commercial and industrial profession, I am confident, that in the current environment the purchasing market would support a sale price **in the vicinity of \$850,000.**

Should you have any questions regarding this or real estate in general please feel free to contact me direct on 0409 700 098.

Yours sincerely,



Andrew Turner
Director
Commercial SA
andrew@commercialsa.com.au
Mobile: 0409 700 098



**THE SIR ROBERT
TORRENS AWARD**
ANDREW TURNER
COMMERCIAL SA



**SA SALESPERSON
COMMERCIAL & INDUSTRIAL**
ANDREW TURNER
COMMERCIAL SA

This appraisal has been prepared solely for the information of our clients and not for any third party. Whilst Commercial SA has taken every care in arriving at the suggested sale figure, we stress that this letter must not be construed as a sworn valuation, but merely an expression of opinion of a suggested price at which the property may be marketed. Commercial SA shall not be responsible should the appraisal or any part thereof be incorrect or incomplete in any way.

30100 - Accountancy Fees

2023 Financial Year

Preparer Kelly Fu

Reviewer Kelly Fu

Status Completed

Account Code	Description	CY Balance	LY Balance	Change
30100	Accountancy Fees	\$3,410.00	\$3,410.00	0%
TOTAL		CY Balance	LY Balance	
		\$3,410.00	\$3,410.00	

Supporting Documents

- General Ledger [Report](#)
- 30100 - Accounting fee paid 2023.pdf

External URLs

No External URLs

Standard Checklist

- Attach all source documentation
- Ensure all Transactions have been entered

R & L Hurst Superannuation Fund

General Ledger

As at 30 June 2023

Transaction Date	Description	Units	Debit	Credit	Balance \$
Accountancy Fees (30100)					
<i>Accountancy Fees (30100)</i>					
14/02/2023	ANZ INTERNET BANKING PAYMENT 459772 TO PDK FINANCIAL		3,410.00		3,410.00 DR
			3,410.00		3,410.00 DR

Total Debits: 3,410.00

Total Credits: 0.00

TAX INVOICE

Invoice Date 14 February 2023

Invoice No. 43945

Client Code R&LHSF

R & L Hurst Superannuation Fund
40 Paternoster Road
REID SA 5118

To our Professional Fees and Charges in attending to the following :-

Preparation of Financial Statements and Statutory Minutes for the R & L Hurst Superannuation Fund for the year ended 30 June 2022.

Preparation and lodgement of Fund Income Tax Return for the R & L Hurst Superannuation Fund for the year ended 30 June 2022 including schedules as required.

Preparation and lodgement of 2022 Request to Adjust Concessional Contributions.

Preparation of 2022 Super Deduction Notices.

Our Fee Total	3,100.00
Plus: GST	310.00
TOTAL FEE	\$3,410.00

Remittance Advice - Please return with your payment

Payment required within Fourteen (14) Days from date of Invoice

Invoice Due Date - 28 February 2023

Please forward cheques to:
PDK Financial Synergy P/L
PO Box 3685
ADELAIDE SA 5000

Credit Card: Mastercard/Visa (Please circle)

Card No: Expires: ____ / ____

For Direct Deposit:
BSB: 035-000
Account No: 683075

Name on Card: _____

Signature: _____

Client Code: R&LHSF

Invoice No: 43945 Amount Due: \$3,410.00 Amount Paid: \$ _____

Liability limited by a scheme approved under Professional Standards Legislation

30400 - ATO Supervisory Levy

2023 Financial Year

Preparer Kelly Fu

Reviewer Kelly Fu

Status Completed

Account Code	Description	CY Balance	LY Balance	Change
30400	ATO Supervisory Levy	\$259.00	\$259.00	0%
TOTAL		CY Balance	LY Balance	
		\$259.00	\$259.00	

Supporting Documents

- General Ledger [Report](#)

External URLs

No External URLs

Standard Checklist

- Attach all source documentation
- Ensure all Transactions have been entered

R & L Hurst Superannuation Fund

General Ledger

As at 30 June 2023

Transaction Date	Description	Units	Debit	Credit	Balance \$
ATO Supervisory Levy (30400)					
<u>ATO Supervisory Levy (30400)</u>					
27/02/2023	TRANSFER ATO008000017745129	FROM ATO	259.00		259.00 DR
			259.00		259.00 DR

Total Debits: 259.00

Total Credits: 0.00

30700 - Auditor's Remuneration

2023 Financial Year

Preparer Kelly Fu

Reviewer Kelly Fu

Status Completed

Account Code	Description	CY Balance	LY Balance	Change
30700	Auditor's Remuneration	\$880.00	\$825.00	6.67%
TOTAL		CY Balance	LY Balance	
		\$880.00	\$825.00	

Supporting Documents

- General Ledger [Report](#)
- 30700 - Auditing fee paid 2023.pdf

External URLs

No External URLs

Standard Checklist

- Attach all source documentation
- Ensure all Transactions have been entered

R & L Hurst Superannuation Fund

General Ledger

As at 30 June 2023

Transaction Date	Description	Units	Debit	Credit	Balance \$
Auditor's Remuneration (30700)					
Auditor's Remuneration (30700)					
14/02/2023	ANZ INTERNET BANKING PAYMENT 460389 TO PDK FINANCIAL		880.00		880.00 DR
			880.00		880.00 DR

Total Debits: 880.00

Total Credits: 0.00

TAX INVOICE

Invoice Date 14 February 2023

Invoice No. 43944

Client Code R&LHSF

R & L Hurst Superannuation Fund
40 Paternoster Road
REID SA 5118

To our Professional Fees and Charges in attending to the following :-

Annual audit of the records, financial statements and tax return of the R & L Hurst Superannuation Fund for the year ended 30 June 2022 as required under SIS Regulations.

Preparation of Audit Report.

Review of statutory minute book documentation for history of fund per requirements under SIS Legislation.

Our Fee Total	800.00
Plus: GST	80.00
TOTAL FEE	\$ 880.00

Remittance Advice - Please return with your payment

Payment required within Fourteen (14) Days from date of Invoice

Invoice Due Date - 28 February 2023

Please forward cheques to:
PDK Financial Synergy P/L
PO Box 3685
ADELAIDE SA 5000

Credit Card: Mastercard/Visa (Please circle)

Card No:

Expires: ____ / ____

For Direct Deposit:
BSB: 035-000
Account No: 683075

Name on Card: _____

Signature: _____

Client Code: R&LHSF

Invoice No: 43944

Amount Due: \$ 880.00

Amount Paid: \$ _____

Liability limited by a scheme approved under Professional Standards Legislation

37500 - Investment Expenses

2023 Financial Year

Preparer Kelly Fu

Reviewer Kelly Fu

Status Completed

Account Code	Description	CY Balance	LY Balance	Change
HURSTNORTH	North Investment	\$6,287.01		100%
NORTH	North Investment Cash Account		\$5,123.63	100%
TOTAL		CY Balance	LY Balance	
		\$6,287.01	\$5,123.63	

Supporting Documents

- General Ledger [Report](#)
- 37500 - North invest expenses 2023.pdf

External URLs

No External URLs

Standard Checklist

- Attach all source documentation
- Ensure all Transactions have been entered

R & L Hurst Superannuation Fund

General Ledger

As at 30 June 2023

Transaction Date	Description	Units	Debit	Credit	Balance \$
Investment Expenses (37500)					
North Investment (HURSTNORTH)					
30/06/2023	2023 Distr/R		6,287.01		6,287.01 DR
			6,287.01		6,287.01 DR
Total Debits:			6,287.01		
Total Credits:			0.00		

3. Deductions

3a The following is a summary of deductible expenses paid by you

Description	30 June 2023 (\$)
Management charge	\$1,349.93
Client advice fee*	\$4,937.08
Total deductible expenses	\$6,287.01

3b The following is a summary of other deductible expenses relating to your investments

LIC capital gains information	30 June 2023 (\$)
Attributable part of dividend	\$0.00
LIC dividend deduction	\$0.00

* The deductibility of advice fees depends on your individual circumstances and whether the fees relate to initial up-front advice or ongoing advice.

39000 - Life Insurance Premiums

2023 Financial Year

Preparer Kelly Fu

Reviewer Kelly Fu

Status Completed

Account Code	Description	CY Balance	LY Balance	Change
HURLEE00001A	(Life Insurance Premiums) Hurst, Lee Ann - Accumulation (Accumulation)	\$1,082.52	\$905.55	19.54%
HURRIC00001A	(Life Insurance Premiums) Hurst, Richard - Accumulation (Accumulation)	\$9,410.88	\$7,894.20	19.21%
TOTAL		CY Balance	LY Balance	
		\$10,493.40	\$8,799.75	

Supporting Documents

- General Ledger [Report](#)
- 39000 - Insurance Lee Super 2023.pdf
- 39000 - Insurance Richards Super 2023.pdf

External URLs

No External URLs

Standard Checklist

- Attach life insurance policy annual renewal documentation form
- Confirm the ownership of the policy is the name of the superannuation fund

R & L Hurst Superannuation Fund

General Ledger

As at 30 June 2023

Transaction Date	Description	Units	Debit	Credit	Balance \$
Life Insurance Premiums (39000)					
<i>(Life Insurance Premiums) Hurst, Lee Ann - Accumulation (HURLEE00001A)</i>					
08/02/2023	PAYMENT TO AIA AUSTRALIA .66418689 14/02/23		1,082.52		1,082.52 DR
			1,082.52		1,082.52 DR
<i>(Life Insurance Premiums) Hurst, Richard - Accumulation (HURRIC00001A)</i>					
04/07/2022	PAYMENT LIMITED 1483022-C2417024 TO TAL LIFE		696.25		696.25 DR
04/08/2022	PAYMENT LIMITED 1483022-C3047185 TO TAL LIFE		696.25		1,392.50 DR
05/09/2022	PAYMENT LIMITED 1483022-C3647905 TO TAL LIFE		696.25		2,088.75 DR
05/10/2022	PAYMENT LIMITED 1483022-C4235033 TO TAL LIFE		813.57		2,902.32 DR
04/11/2022	PAYMENT LIMITED 1483022-C4844127 TO TAL LIFE		813.57		3,715.89 DR
05/12/2022	PAYMENT LIMITED 1483022-C5407127 TO TAL LIFE		813.57		4,529.46 DR
04/01/2023	PAYMENT LIMITED 1483022-C5986769 TO TAL LIFE		813.57		5,343.03 DR
06/02/2023	PAYMENT LIMITED 1483022-C6618721 TO TAL LIFE		813.57		6,156.60 DR
06/03/2023	PAYMENT LIMITED 1483022-C7172303 TO TAL LIFE		813.57		6,970.17 DR
04/04/2023	PAYMENT LIMITED 1483022-C7726198 TO TAL LIFE		813.57		7,783.74 DR
04/05/2023	PAYMENT LIMITED 1483022-C8309020 TO TAL LIFE		813.57		8,597.31 DR
05/06/2023	PAYMENT LIMITED 1483022-C8885333 TO TAL LIFE		813.57		9,410.88 DR
			9,410.88		9,410.88 DR
Total Debits:			10,493.40		
Total Credits:			0.00		



AIA Australia Limited
(ABN 79 004 837 861 AFSL 230043)

PO Box 6111
Melbourne VIC 3004
Phone : 1800 333 613
Fax : 1800 832 266

AIA.COM.AU

1 July 2023



002641 046

R & L HURST SUPER FUND,
40 PATERNOSTER RD
REID SA 5118
AUSTRALIA

Premium Receipt

Period ending 30 June 2023

Any questions? Call 1800 333 613

Dear Policyholder,

Policy Number: 66418689
Life Insured: HURST, MRS LEE
Policy Owner: R & L HURST SUPER FUND,

We wish to advise that the following is the summary of the total premiums we received for covers under your policy for the financial year ending 30th June 2023:

Description	Base Premium	Stamp Duty	Total Premiums Received
TERM LIFE COVER (SUPER)	\$1,082.52	\$0.00	\$1,082.52
Policy Fee			\$0.00
Total			\$1,082.52*

Please note that this is not a request for payment, but a confirmation of premiums received.

To determine whether premiums paid under your policy are tax deductible, you should speak with your tax adviser.

If you have any questions about this letter, please speak with your financial adviser or contact our Client Services Team on 1800 333 613 Monday to Friday, 8am-6pm AEST or email us at au.customer@aia.com.

Kind regards,

AIA Australia

**Any transaction that occurs after the reporting period will be recorded on your next statement.*

Adviser: HILLROSS: RICHARD LOVELL #1ACC

22nd September 2023

F 002982 000



R and L Hurst Super Fund
40 Paternoster Road
REID SA 5118

Dear Trustee

2023 Annual Statement Insurance through Superannuation
Policy number: 1483022

We're pleased to provide an update about your policy for the year ended 30 June 2023.

Your Annual Statement contains a summary of your policy and details of your insurance benefits. This statement is for general information only and does not constitute an annual statement for the purposes of Section 1017D of the *Corporations Act 2001 (Cth)*.

Important

Please note that this statement outlines details of your insurance through superannuation only.

Are your contact details up to date?

We don't have a current email address for you. If you'd like to register an email address with us so that we can communicate with you by email, please contact us. And if any of your contact details have changed, please let us know and we'll update them for you.

More information

If you have any questions or would like more information, please contact your financial adviser Pdk Financial Solutions Pty Ltd by phone on 08 8110 6400 or by email to mjones@ypartners.com.au. You can also get in touch with us directly by phone on 1300 209 088, or by email to customerservice@tal.com.au.

Thank you for choosing TAL for your insurance needs.

Yours sincerely

TAL Customer Service

TAL Life Limited

ABN 70 050 109 450 | AFSL 237848
GPO Box 5380, Sydney NSW 2001
Level 16, 363 George Street
Sydney NSW 2000

Customer Service
P 1300 209 088
E customerservice@tal.com.au

W tal.com.au

Superannuation

Annual Statement

1 July 2022 to 30 June 2023

Life Insured	: Richard Hurst	Commencement date	: 04/10/2013
Policy number	: 1483022		
Adviser	: Pdk Financial Solutions Pty Ltd		
Adviser number	: 50588		
Policy Owner	: R & L Hurst Super Fund		
Issuer	: TAL Life Limited		
AFSL	: 237848	ABN	: 70 050 109 450

Insurance Benefits as at 30 June 2023

Richard Hurst's Benefits	\$
Death Sum Insured	729124.22
Total and Permanent Disablement Sum Insured	729124.22
Disability Sum Insured	8559.25

Summary

	\$
Withdrawal Value as at 01/07/2022	0.00
Total Premiums and Rollovers	9410.88
Total Insurance Premiums	(9410.88)
Withdrawal Value as at 30/06/2023	0.00
Total Policy Fees (included in total insurance premiums paid)	128.70

TAL Life Limited

ABN 70 050 109 450 | AFSL 237848
 GPO Box 5380, Sydney NSW 2001
 Level 16, 363 George Street
 Sydney NSW 2000

Customer Service
 P 1300 209 088
 E customerservice@tal.com.au

W tal.com.au

Superannuation


Annual Statement

Life Insured : Richard Hurst

Policy number : 1483022

Transaction listing

Date	Transaction	Amount \$
04/07/2022	Premium	696.25
04/08/2022	Premium	696.25
05/09/2022	Premium	696.25
05/10/2022	Premium	813.57
04/11/2022	Premium	813.57
05/12/2022	Premium	813.57
04/01/2023	Premium	813.57
06/02/2023	Premium	813.57
06/03/2023	Premium	813.57
04/04/2023	Premium	813.57
04/05/2023	Premium	813.57
05/06/2023	Premium	813.57
04/07/2022	Insurance Premium	(696.25)
04/08/2022	Insurance Premium	(696.25)
05/09/2022	Insurance Premium	(696.25)
05/10/2022	Insurance Premium	(813.57)
04/11/2022	Insurance Premium	(813.57)
05/12/2022	Insurance Premium	(813.57)
04/01/2023	Insurance Premium	(813.57)
06/02/2023	Insurance Premium	(813.57)
06/03/2023	Insurance Premium	(813.57)
04/04/2023	Insurance Premium	(813.57)
04/05/2023	Insurance Premium	(813.57)
05/06/2023	Insurance Premium	(813.57)



We aim to resolve all complaints quickly and fairly. If you are not satisfied with our final response to your complaint, or you have not received our final response to your complaint within 45 days or 90 days in relation to death benefit distributions of the date we received your complaint, you may lodge a complaint with the Australian Financial Complaints Authority (AFCA). AFCA is an external dispute resolution scheme that provides a fair and independent complaint resolution service that is free to consumers:

Online: www.afca.org.au

Email: info@afca.org.au

Phone: 1800 931 678 (free call within Australia)

Mail: Australian Financial Complaints Authority, GPO Box 3, Melbourne VIC 3001

Time limits may apply to complain to AFCA, so you should act quickly. Please consult the AFCA website, or call them, to find out if or when the time limit relevant to your circumstances expires. AFCA has authority to hear certain complaints and can advise if they can assist you.

Your privacy

In this section, the words 'we' and 'our' refer to both TAL and the Trustee.

The way in which we collect, secure, hold, use and disclose personal and sensitive information (your information) is explained in our privacy policies. These policies can be obtained online at www.tal.com.au/privacy-policy (all policies) and www.mercer.com.au/privacy.html (TAL Super policies only) or by contacting us.

If you have any questions about the way in which your information is managed, or would like a paper copy of our privacy policies, please contact us by phone on 1300 209 088 or by email to customerservice@tal.com.au.

Contacting TAL

If you have any questions or would like more information about your TAL product, you can contact us by phone on 1300 209 088 or by email to customerservice@tal.com.au. You can also write to us at TAL Life Limited, GPO Box 5380 Sydney NSW 2001.

If you have a question specific to your individual circumstances, please contact your financial adviser. If you do not have a financial adviser, please call us and we'll put you in touch with one.

41960 - Property Expenses - Council Rates

2023 Financial Year

Preparer Kelly Fu

Reviewer Kelly Fu

Status Completed

Account Code	Description	CY Balance	LY Balance	Change
16HOOKERD1	16 Hooke Road, Edinburgh North SA 5113	\$7,497.65	\$7,270.95	3.12%
TOTAL		CY Balance	LY Balance	
		\$7,497.65	\$7,270.95	

Supporting Documents

- General Ledger [Report](#)
- 41960 - Council rates, ESL 2023.pdf

External URLs

No External URLs

Standard Checklist

- Attach Agent statements (either monthly or annual)
- Attach any other statements, notices or invoices

R & L Hurst Superannuation Fund


General Ledger

As at 30 June 2023

Transaction Date	Description	Units	Debit	Credit	Balance \$
Property Expenses - Council Rates (41960)					
16 Hooke Road, Edinburgh North SA 5113 (16HOOKERD1)					
28/07/2022	ANZ INTERNET BANKING BPAY CITY OF PLAYFORD {584240}		1,715.90		1,715.90 DR
18/08/2022	ANZ INTERNET BANKING BPAY REVSA - ESL {873813}		642.75		2,358.65 DR
03/11/2022	ANZ INTERNET BANKING BPAY CITY OF PLAYFORD {882590}		1,713.00		4,071.65 DR
31/01/2023	ANZ INTERNET BANKING BPAY CITY OF PLAYFORD {763753}		1,713.00		5,784.65 DR
01/05/2023	ANZ INTERNET BANKING BPAY CITY OF PLAYFORD {528803}		1,713.00		7,497.65 DR
			7,497.65		7,497.65 DR

Total Debits: 7,497.65

Total Credits: 0.00



Contact 8256 0333
 playford@playford.sa.gov.au
 playford.sa.gov.au

Open 9am – 5pm
 Monday to Friday

Post 12 Bishopstone Road
 Davoren Park SA 5113

Visit Playford Civic Centre
 10 Playford Boulevard
 Elizabeth SA 5112

Assessment No.

75264 2

Full Year's Balance

\$6,854.90

OR

Quarterly Payment

\$1,715.90

Last Day for Payment

02/09/2022

Overdue Amount

2022-2023 Notice of Rates - Quarter 1



046-5118 (21647)

Mr R M Hurst and Mrs L A Hurst
 40 Paternoster Road
 REID SA 5118

Rates are declared by the Council, pursuant to Chapter 10 of the Local Government Act, 1999, as amended and the Local Government (General) Regulations 1999 for the year ending 30 June 2023.

Property Description: 16 Hooke Road, EDINBURGH NORTH SA 5113

Council Rates are GST Free

Section/Lot: Part Lot 6 Sec 3138 DP 9499 Hd of Munno Para

Rating Land Use/Location: Commercial - Other

Valuation No: 3238730058

Ward: 4

Particulars Of Rates And Charges	Rate In \$	Capital Value	Amount
Balance Brought Forward:			\$0.00
Commercial Rate - Variable Charge	0.01270411	455,000	\$5,780.35
- Fixed Charge			\$1,042.95
Total Rates:			\$6,823.30
Regional Landscape Levy (see Note 9)	0.00006947	455,000	\$31.60

Quarter 1

2/09/2022

\$1,715.90

Quarter 2

2/12/2022

\$1,713.00

Quarter 3

2/03/2023

\$1,713.00

Quarter 4

2/06/2023

\$1,713.00

Payments made after the 14/07/2022 will not appear on this notice.

BALANCE

\$6,854.90

Date Notice Printed: 14/07/2022
 Date Rates Declared: 28/06/2022

Manage your rates online 24/7 — turn over to find out more

Late payments and overdue amounts may incur late fees and legal charges

NOMINATE
 Opens Tuesday 23 August 2022
 Closes 12noon Tuesday 6 September 2022
 council elections.sa.gov.au

Paying your council rates

Direct Debit

Never forget a rates payment again! Register with Council's Online Services to schedule quarterly, monthly or weekly payment instalments direct from your nominated bank account.

Credit Card

Pay your rates 24/7 with Visa or Mastercard. Visit Playford.sa.gov.au, phone 1300 278 903 or download the 'My Playford' App via your App Store. (Payments over \$20)

BPAY

Please contact your financial institution and quote your customer reference number. BPAY® this payment via Internet or phone banking. BPAY View® – View and pay this bill using internet banking. (Payments over \$20) BPAY View Registration No.: 75264 2

Centrepay

Pay your rates direct from your Centrelink payment. Contact us to set up Centrepay deductions from over the phone.

In Person

Make payment in person at Council's Customer Contact Centre. Or visit your local Australia Post branch. (Payments over \$20)




*500 752642

NOTICE OF EMERGENCY SERVICES LEVY ASSESSMENT

 ABN 19 040 349 865
 Emergency Services Funding Act 1998

The Emergency Services Levy working for all South Australians

DATE OF ISSUE	ASSESSMENT PERIOD	FOR LAND OWNED AS AT	OWNERSHIP NUMBER
08/08/2022	01/07/2022 to 30/06/2023	01/07/2022	10617426

 046-5118 (26392)
R M & L A HURST
40 PATERNOSTER ROAD
REID SA 5118



DUE DATE	TOTAL AMOUNT DUE
20/09/2022	\$705.60

Pay by due date to avoid penalties

To sign up to email billing or change your postal address, visit www.revenuesa.sa.gov.au/updatedetails

ASSES. NO. TENANCY.	CAPITAL VALUE	X	ESL FACTORS	=	VARIABLE CHARGE	+	FIXED CHARGE	-	GENERAL REMISSIONS	-	CONCESSIONS/ REMISSIONS	+	ARREARS/ PAYMENTS	=	TOTAL
PROPERTY LOCATION	\$	AREA	LAND USE	LEVY RATE	\$	\$	\$	\$	\$	\$	\$	\$	\$	\$	\$
3238730058 16 HOOKE RD / EDINBURGH NORTH SA 5113 / LT 6	\$455,000	(R4)	1.0 (CO)	1.158 0.001125	\$592.75	\$50.00	\$0.00	\$0.00	\$0.00	\$0.00	\$0.00	\$0.00	\$0.00	\$642.75	
3409969400 2-6 STEVENS DR / NORTH BEACH SA 5556	\$90,000	(R1)	0.8 (VA)	0.3 0.001125	\$24.30	\$50.00	\$11.45	\$0.00	\$0.00	\$0.00	\$0.00	\$0.00	\$0.00	\$62.85	
TOTAL AMOUNT DUE													\$705.60		

pd 18/8/2022



SOUTH AUSTRALIA



Government of South Australia


TO ARRANGE MONTHLY INSTALMENTS PLEASE VISIT WWW.REVENUESA.SA.GOV.AU/ESL PRIOR TO YOUR DUE DATE

ESL No. 0522 DETACH AND RETURN THE PAYMENT REMITTANCE ADVICE WITH YOUR PAYMENT



NOTICE OF EMERGENCY SERVICES LEVY ASSESSMENT

PREFERRED PAYMENT METHOD
See over for more payment options



Bill Code: 24257
Ref: 5023666315

Telephone & Internet Banking - BPAY®
Contact your bank or financial institution to make this payment from your cheque, savings, debit, credit card or transaction account. More info: www.bpay.com.au



*599 502366631500004

R M & L A HURST

PAYMENT REMITTANCE ADVICE

OWNERSHIP NUMBER	10617426
DUE DATE	20/09/2022
TOTAL AMOUNT DUE	\$705.60

© Registered to BPAY Pty Ltd ABN 69 079 137 518

42150 - Property Expenses - Water Rates

2023 Financial Year

Preparer Kelly Fu

Reviewer Kelly Fu

Status Completed

Account Code	Description	CY Balance	LY Balance	Change
16HOOKERD1	16 Hooke Road, Edinburgh North SA 5113	\$861.10	\$795.78	8.21%
TOTAL		CY Balance	LY Balance	
		\$861.10	\$795.78	

Supporting Documents

- General Ledger [Report](#)
- 42150 - SA water bills 2023.pdf

External URLs

No External URLs

Standard Checklist

- Attach Agent statements (either monthly or annual)
- Attach any other statements, notices or invoices

R & L Hurst Superannuation Fund

General Ledger

As at 30 June 2023

Transaction Date	Description	Units	Debit	Credit	Balance \$
Property Expenses - Water Rates (42150)					
16 Hooke Road, Edinburgh North SA 5113 (16HOOKERD1)					
22/08/2022	ANZ INTERNET BANKING BPAY WATER {731567}	SA	205.56		205.56 DR
21/11/2022	ANZ INTERNET BANKING BPAY WATER {251676}	SA	258.09		463.65 DR
20/02/2023	ANZ INTERNET BANKING BPAY WATER {650974}	SA	203.07		666.72 DR
23/05/2023	ANZ INTERNET BANKING BPAY WATER {366583}	SA	194.38		861.10 DR
			861.10		861.10 DR
Total Debits:			861.10		
Total Credits:			0.00		

Customer Service

Adelaide-based Customer Care Centre


1300 SA WATER
(1300 729 283)


customercare@sawater.com.au


 Live chat
 www.sawater.com.au

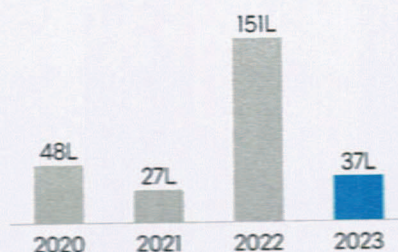
046-5113 (34725)

 HURST PROPERTY TRUST NO 2
 16 HOOKE RD
 EDINBURGH NORTH SA 5113

pd 23/5/2023

SA Water, the leading provider of water services for around 1.7 million South Australians, has been working together with the community to supply safe, clean drinking water and a dependable sewerage service for more than 160 years.

Total amount due:
\$194.38
Pay by:
09 Jun 23
Your water use snapshot

 Your average daily water use compared with the same quarter in previous years. To see how you compare to similar households visit www.sawater.com.au/mybill.

 Your average daily cost for this quarter
\$2.37
Your account

 Account no. **32 38730 05 8**
 Invoice date 17 May 23
 Commercial 16 HOOKE RD EDINBURGH NORTH LT 6

Account summary

Previous balance		\$203.07
Amount paid	⊖	\$203.07
New charges	⊕	\$194.38
Current balance	⊖	\$194.38

Fees may apply for late payment.

Switch to eBilling

 and you could win a **\$500** cash card or one of ten **\$100** cash cards.

Sign up to receive your bill via email and you're automatically in the draw to win.

For Terms & Conditions and to make the switch go to

sawater.com.au/forms/make-the-switch

Customer Service

Adelaide-based Customer Care Centre


1300 SA WATER
(1300 729 283)


customercare@sawater.com.au



Live chat

www.sawater.com.au

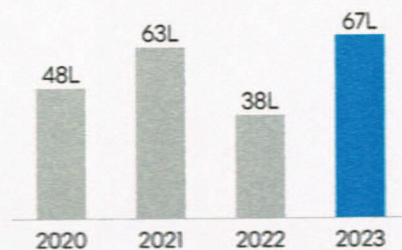
046-5113 (12334)

 HURST PROPERTY TRUST NO 2
 16 HOOKE RD
 EDINBURGH NORTH SA 5113

pd 20/12/2023

SA Water, the leading provider of water services for around 1.7 million South Australians, has been working together with the community to supply safe, clean drinking water and a dependable sewerage service for more than 160 years.

Total amount due:
\$203.07
Pay by:
10 Mar 23
Your water use snapshot

 Your average daily water use compared with the same quarter in previous years. To see how you compare to similar households visit www.sawater.com.au/mybill.

 Your average daily cost for this quarter
\$2.26
Your account

 Account no. **32 38730 05 8**

Invoice date 15 Feb 23

Commercial 16 HOOKE RD EDINBURGH NORTH LT 6

Account summary

Previous balance		\$258.09
Amount paid	⊖	\$258.09
New charges	⊕	\$203.07
Current balance	⊖	\$203.07

Fees may apply for late payment.

BRING IT EVERYWHERE

 Download our **BYOB app** for directions to more than 1,000 drinking fountains around South Australia so you can bring your own bottle everywhere.

BYOB

TAP WATER. A BETTER HABIT



Customer Service

Adelaide-based Customer Care Centre



1300 SA WATER
(1300 729 283)



customer@saewater.com.au



Live chat
www.saewater.com.au



007063 046 - 5113

HURST PROPERTY TRUST NO 2
16 HOOKE RD
EDINBURGH NORTH SA 5113

SA Water, the leading provider of water services for around 1.7 million South Australians, has been working together with the community to supply safe, clean drinking water and a dependable sewerage service for more than 160 years.



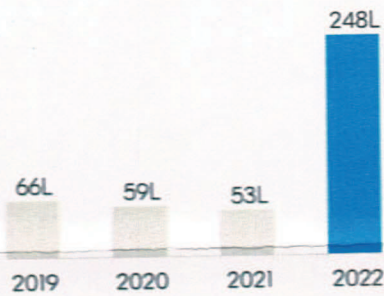
pd 21/11/2022.

Total amount due:
\$258.09

Pay by:
09 Dec 22

Your water use snapshot

Your average daily water use compared with the same quarter in previous years. To see how you compare to similar households visit www.saewater.com.au/mybill.



Your average daily cost for this quarter
\$2.56

Your account

Account no. **32 38730 05 8**
Invoice date **16 Nov 22**
Commercial **16 HOOKE RD EDINBURGH NORTH LT 6**

Account summary

Previous balance		\$205.56
Amount paid	⊖	\$205.56
New charges	⊕	\$258.09
Current balance	⊖	\$258.09

Fees may apply for late payment.

**Hey South Australia,
we see your pipes and
they're full of wet wipes.**

**We know what you're flushing.
Put it in the bin.**



Customer Service

Adelaide-based Customer Care Centre


1300 SA WATER
(1300 729 283)


customercare@sawater.com.au


 Live chat
 www.sawater.com.au


004764 046 - 5113

HURST PROPERTY TRUST NO 2
16 HOOKE RD
EDINBURGH NORTH SA 5113

SA Water, the leading provider of water services for around 1.7 million South Australians, has been working together with the community to supply safe, clean drinking water and a dependable sewerage service for more than 160 years.



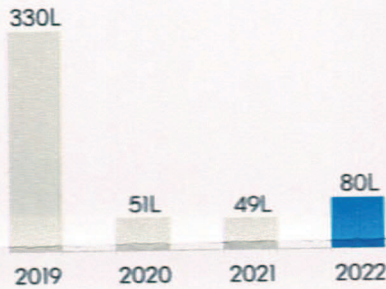
Total amount due:

\$205.56

Pay by:

09 Sep 22

Your water use snapshot

 Your average daily water use compared with the same quarter in previous years. To see how you compare to similar households visit www.sawater.com.au/mybill.


Your average daily cost for this quarter

\$2.36

Your account

Account no.	32 38730 05 8
Invoice date	17 Aug 22
Commercial	16 HOOKE RD EDINBURGH NORTH LT 6

Account summary

Previous balance		\$219.31
Amount paid	⊖	\$219.31
New charges	⊕	\$205.56
Current balance	⊖	\$205.56

Fees may apply for late payment.

Pd 28/8/2022

Hey South Australia, our sewers are going to spoil if you're washing down oil.

We know what you're rinsing. Put it in the bin.



48500 - Income Tax Expense

2023 Financial Year

Preparer Kelly Fu

Reviewer Kelly Fu

Status Completed

Account Code	Description	CY Balance	LY Balance	Change
48500	Income Tax Expense	\$47,360.35	\$3,760.42	1159.44%
TOTAL		CY Balance	LY Balance	
		\$47,360.35	\$3,760.42	

Supporting Documents

No supporting documents

External URLs

No External URLs

49000 - Profit/Loss Allocation Account

2023 Financial Year

Preparer Kelly Fu

Reviewer Kelly Fu

Status Completed

Account Code	Description	CY Balance	LY Balance	Change
49000	Profit/Loss Allocation Account	\$417,544.59	\$18,589.46	2146.14%
TOTAL		CY Balance	LY Balance	
		\$417,544.59	\$18,589.46	

Supporting Documents

No supporting documents

External URLs

No External URLs

50000 - Members

2023 Financial Year

Preparer Kelly Fu

Reviewer Kelly Fu

Status Completed

Account Code	Description	Opening Balance	Contribution Income	Earnings	Member Payments	Tax & Fees	Closing Balance	Change
HURLEE00001A	Hurst, Lee Ann - Accumulation (Accumulation)	(\$748,059.61)	(\$31,925.00)	(\$217,762.83)	\$1,082.52	\$27,964.18	(\$968,700.74)	29.5%
HURRIC00001A	Hurst, Richard - Accumulation (Accumulation)	(\$718,948.00)	(\$31,925.00)	(\$207,638.30)	\$9,410.88	\$25,598.96	(\$923,501.46)	28.45%
TOTAL		Opening Balance	Contribution Income	Earnings	Member Payments	Tax & Fees	Closing Balance	
		(\$1,467,007.61)	(\$63,850.00)	(\$425,401.13)	\$10,493.40	\$53,563.14	(\$1,892,202.20)	

Supporting Documents

- Members Summary [Report](#)
- Members Statements [Report](#)

External URLs

No External URLs

Standard Checklist

Attach copies of Members Statements

R & L Hurst Superannuation Fund

Members Statement

Lee Ann Hurst
 40 Paternoster Road
 Reid, South Australia, 5118, Australia

Your Details

Date of Birth :	Provided	Nominated Beneficiaries:	N/A
Age:	52	Nomination Type:	N/A
Tax File Number:	Provided	Vested Benefits:	968,700.74
Date Joined Fund:	15/03/2009		
Service Period Start Date:	12/03/1990		
Date Left Fund:			
Member Code:	HURLEE00001A		
Account Start Date:	15/03/2009		
Account Phase:	Accumulation Phase		
Account Description:	Accumulation		

Your Balance

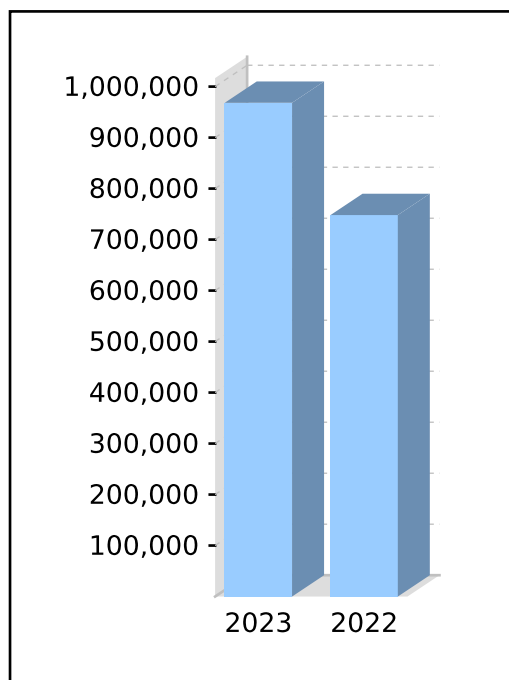
Total Benefits 968,700.74

Preservation Components

Preserved 968,700.74
 Unrestricted Non Preserved
 Restricted Non Preserved

Tax Components

Tax Free 137,341.42
 Taxable 831,359.32



Your Detailed Account Summary

	This Year
Opening balance at 01/07/2022	748,059.61
<u>Increases to Member account during the period</u>	
Employer Contributions	
Personal Contributions (Concessional)	27,500.00
Personal Contributions (Non Concessional)	4,000.00
Government Co-Contributions	
Other Contributions	
Proceeds of Insurance Policies	
Transfers In	
Net Earnings	217,762.83
Internal Transfer In	
<u>Decreases to Member account during the period</u>	
Pensions Paid	
Contributions Tax	4,125.00
Income Tax	23,839.18
No TFN Excess Contributions Tax	
Excess Contributions Tax	
Refund Excess Contributions	
Division 293 Tax	
Insurance Policy Premiums Paid	1,082.52
Management Fees	
Member Expenses	
Benefits Paid/Transfers Out	
Superannuation Surcharge Tax	
Internal Transfer Out	
Closing balance at 30/06/2023	968,275.74

R & L Hurst Superannuation Fund

Members Statement

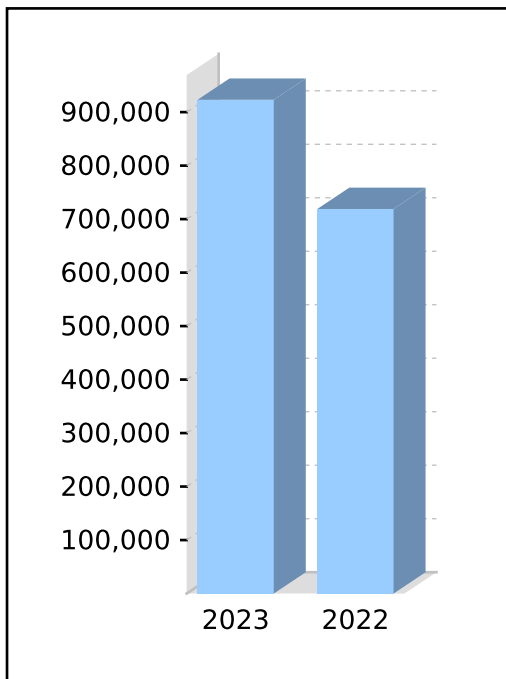
Richard Hurst
 40 Paternoster Road
 Reid, South Australia, 5118, Australia

Your Details

Date of Birth :	Provided	Nominated Beneficiaries:	N/A
Age:	52	Nomination Type:	N/A
Tax File Number:	Provided	Vested Benefits:	923,501.46
Date Joined Fund:	15/03/2009		
Service Period Start Date:	27/12/1997		
Date Left Fund:			
Member Code:	HURRIC00001A		
Account Start Date:	15/03/2009		
Account Phase:	Accumulation Phase		
Account Description:	Accumulation		

Your Balance

Total Benefits	923,501.46
<u>Preservation Components</u>	
Preserved	923,501.46
Unrestricted Non Preserved	
Restricted Non Preserved	
<u>Tax Components</u>	
Tax Free	137,227.35
Taxable	786,274.11



Your Detailed Account Summary

	This Year
Opening balance at 01/07/2022	718,948.00
<u>Increases to Member account during the period</u>	
Employer Contributions	
Personal Contributions (Concessional)	27,500.00
Personal Contributions (Non Concessional)	4,000.00
Government Co-Contributions	
Other Contributions	
Proceeds of Insurance Policies	
Transfers In	
Net Earnings	207,638.30
Internal Transfer In	
<u>Decreases to Member account during the period</u>	
Pensions Paid	
Contributions Tax	4,125.00
Income Tax	21,473.96
No TFN Excess Contributions Tax	
Excess Contributions Tax	
Refund Excess Contributions	
Division 293 Tax	
Insurance Policy Premiums Paid	9,410.88
Management Fees	
Member Expenses	
Benefits Paid/Transfers Out	
Superannuation Surcharge Tax	
Internal Transfer Out	
Closing balance at 30/06/2023	923,076.46

R & L Hurst Superannuation Fund

Members Summary

As at 30 June 2023

Opening Balances	Increases				Decreases					Closing Balance	
	Contributions	Transfers In	Net Earnings	Insurance Proceeds	Pensions Paid	Contributions Tax	Taxes Paid	Benefits Paid/Transfers Out	Insurance Premiums		Member Expenses
Lee Ann Hurst (Age: 52)											
HURLEE00001A - Accumulation											
748,059.61	31,500.00		217,762.83			4,125.00	23,839.18		1,082.52		968,275.74
748,059.61	31,500.00		217,762.83			4,125.00	23,839.18		1,082.52		968,275.74
Richard Hurst (Age: 52)											
HURRIC00001A - Accumulation											
718,948.00	31,500.00		207,638.30			4,125.00	21,473.96		9,410.88		923,076.46
718,948.00	31,500.00		207,638.30			4,125.00	21,473.96		9,410.88		923,076.46
1,467,007.61	63,000.00		425,401.13			8,250.00	45,313.14		10,493.40		1,891,352.20

59200 - Contribution Reserve

2023 Financial Year

Preparer Kelly Fu

Reviewer Kelly Fu

Status Completed

Account Code	Description	CY Balance	LY Balance	Change
HURLEE00001A	(Contribution Reserve) Hurst, Lee Ann - Accumulation (Accumulation)	\$0.00	(\$3,400.00)	100%
HURRIC00001A	(Contribution Reserve) Hurst, Richard - Accumulation (Accumulation)	\$0.00	(\$3,400.00)	100%
TOTAL		CY Balance	LY Balance	
		\$0.00	(\$6,800.00)	

Supporting Documents

- General Ledger [Report](#)

External URLs

No External URLs

Standard Checklist

- Review the Trust Deed and minutes to ensure that the reserve is permitted and recorded in accordance with trustee policy

R & L Hurst Superannuation Fund

General Ledger

As at 30 June 2023

Transaction Date	Description	Units	Debit	Credit	Balance \$
Contribution Reserve (59200)					
<i>(Contribution Reserve) Hurst, Lee Ann - Accumulation (HURLEE00001A)</i>					
01/07/2022	Opening Balance				3,400.00 CR
01/07/2022	Close Period Journal			600.00	4,000.00 CR
01/07/2022	Close Period Journal		4,000.00		0.00 DR
			4,000.00	600.00	0.00 DR
<i>(Contribution Reserve) Hurst, Richard - Accumulation (HURRIC00001A)</i>					
01/07/2022	Opening Balance				3,400.00 CR
01/07/2022	Close Period Journal			600.00	4,000.00 CR
01/07/2022	Close Period Journal		4,000.00		0.00 DR
			4,000.00	600.00	0.00 DR

Total Debits: 8,000.00

Total Credits: 1,200.00

60400 - Bank Accounts

2023 Financial Year

Preparer Kelly Fu

Reviewer Kelly Fu

Status Completed

Account Code	Description	CY Balance	LY Balance	Change
ANZ38437	ANZ Cash Investment ***38437	\$0.00	\$0.00	0%
ANZ59571	ANZ Business Cash Management ***59571	\$18,002.46	\$14,733.06	22.19%
ANZ66119	ANZ Business Online Saver ***66119	\$58,225.95	\$20,734.46	180.82%
NORTH	North Investment Cash Account	\$1,969.83	\$566.03	248.01%
TOTAL		CY Balance	LY Balance	
		\$78,198.24	\$36,033.55	

Supporting Documents

- Bank Statement Report [Report](#)
- 60400 - ANZ 59571 bank statements 2023.pdf [ANZ59571](#)
- 60400 - ANZ 66119 bank statements 2023.pdf [ANZ66119](#)
- 60400 - North cash account 2023.pdf [NORTH](#)

External URLs

No External URLs

Standard Checklist

- Attach Copies of Bank Statements
- Attach copy of Bank Statement Report
- Ensure all Balances match Statement Balances at June 30
- Ensure all Transactions have been entered

R & L Hurst Superannuation Fund

Bank Statement Report

For The Period 01 July 2022 to 30 June 2023

Chart Code: 60400 / ANZ38437

Account Name: ANZ Cash Investment ***38437

BSB and Account Number:

Opening Balance	-	Total Debits	+	Total Credits	=	Closing Balance	Data Feed Used
		\$ 157,114.29		\$ 157,114.29		\$ 0.00	

Date	Description	Debit \$	Credit \$	Ledger Balance \$	Statement Balance \$	Variance \$
14/06/2023	22928966 Sold 460 AKE @ 16.0100 AUD		7,345.60	7,345.60		
14/06/2023	22928988 Sold 233 AMC @ 15.0247 AUD		3,481.75	10,827.35		
14/06/2023	22929011 Bght 76 BHP @ 45.6592 AUD	3,489.10		7,338.25		
14/06/2023	22929024 Bght 48 CSL @ 286.9400 AUD	13,792.12		(6,453.87)		
14/06/2023	22929039 Sold 538 CHC @ 10.9022 AUD (Auto reprocessed due to distribution entered / deleted on 30/06/2023)		5,846.36	(607.51)		
14/06/2023	22929111 Sold 216 CPU @ 22.6799 AUD		4,879.86	4,272.35		
14/06/2023	22929118 Sold 3715 EVN @ 3.3400 AUD		12,389.10	16,661.45		
14/06/2023	22929147 Sold 475 GMG @ 19.6209 AUD (Auto reprocessed due to distribution entered / deleted on 30/06/2023)		9,300.92	25,962.37		
14/06/2023	22929164 Sold 241 JBH @ 42.4200 AUD		10,204.22	36,166.59		
14/06/2023	22929193 Sold 267 JHX @ 38.9802 AUD		10,388.72	46,555.31		
14/06/2023	22929211 Baht 198 QBE @ 15.1000 AUD	3,008.80		43,546.51		
14/06/2023	22929234 Bght 465 QAN @ 6.4050 AUD	2,997.33		40,549.18		
14/06/2023	22929249 Sold 1890 RWC @ 4.0550 AUD		7,644.95	48,194.13		
14/06/2023	22929265 Sold 270 SVW @ 24.7000 AUD		6,650.00	54,844.13		
14/06/2023	22929284 Bght 1875 S32 @ 3.9550 AUD	7,434.63		47,409.50		
14/06/2023	22929297 Sold 464 SUN @ 13.1000 AUD		6,059.40	53,468.90		

R & L Hurst Superannuation Fund
Bank Statement Report

For The Period 01 July 2022 to 30 June 2023

Date	Description	Debit \$	Credit \$	Ledger Balance \$	Statement Balance \$	Variance \$
14/06/2023	22929307 Sold 238 WES @ 48.2000 AUD		11,452.60	64,921.50		
14/06/2023	22929335 Sold 232 WDS @ 34.5450 AUD		7,995.44	72,916.94		
14/06/2023	22929390 Bght 288 ALL @ 38.1891 AUD	11,017.46		61,899.48		
14/06/2023	22929436 Bght 1620 CGF @ 6.1400 AUD	9,965.80		51,933.68		
14/06/2023	22929424 Bght 412 BSL @ 20.6000 AUD	8,506.19		43,427.49		
14/06/2023	22929480 Bght 292 IEL @ 23.9400 AUD	7,009.48		36,418.01		
14/06/2023	22929540 Bght 713 ILU @ 11.8991 AUD	8,503.07		27,914.94		
14/06/2023	22929569 Bght 121 RHC @ 57.6523 AUD	6,994.93		20,920.01		
14/06/2023	22929581 Bght 1160 STO @ 7.2850 AUD	8,469.60		12,450.41		
14/06/2023	22929603 Bght 2850 VEA @ 2.9500 AUD	8,426.50		4,023.91		
14/06/2023	22929622 Bght 682 WBC @ 20.4900 AUD	13,993.18		(9,969.27)		
14/06/2023	22929638 Bght 222 WOW @ 38.2688 AUD	8,514.68		(18,483.95)		
15/06/2023	SHARE TRADE WITHDRAWAL TO CMC MARKETS STOC 25806862 [20796087 DE: 015-356 369059571 22929024 22929622]		18,483.95	0.00		
15/06/2023	22945724 Bght 386 QPON @ 25.8400 AUD	9,993.24		(9,993.24)		
15/06/2023	22945760 Bght 736 IFRA @ 20.3374 AUD	14,987.36		(24,980.60)		
15/06/2023	22945792 Bght 81 IXJ @ 123.3558 AUD	10,010.82		(34,991.42)		
16/06/2023	SHARE TRADE WITHDRAWAL TO CMC MARKETS STOC 25826942 [20809583 DE: 015-356 369059571 22945724 22945760 22945792]		34,991.42	0.00		
30/06/2023		0.00		0.00		
30/06/2023	CLOSING BALANCE			0.00		
		<u>157,114.29</u>	<u>157,114.29</u>			

R & L Hurst Superannuation Fund

Bank Statement Report

For The Period 01 July 2022 to 30 June 2023

Chart Code: 60400 / ANZ59571
Account Name: ANZ Business Cash Management ***59571
BSB and Account Number: 015356 369059571

Opening Balance	-	Total Debits	+	Total Credits	=	Closing Balance	Data Feed Used
\$ 14,733.06		\$ 116,946.52		\$ 120,215.92		\$ 18,002.46	BGL Bank Data Service

Date	Description	Debit \$	Credit \$	Ledger Balance \$	Statement Balance \$	Variance \$
01/07/2022	Opening Balance			14,733.06		
01/07/2022	DIVIDEND FROM ANZ DIVIDEND A073/00675773 [System Matched Income Data]		223.20	14,956.26	14,956.26	
02/07/2022	TRANSFER OF FUNDS 015-356 369059571 [TRANSFER FROM ADELAIDE BANK INT FROM 040844949]		18.70	14,974.96		
04/07/2022	DIVIDEND FROM MQG FNL DIV 001277545965		269.50	15,244.46		
04/07/2022	PAYMENT TO TAL LIFE LIMITED 1483022-C2417024	696.25		14,548.21	14,529.51	18.70
13/07/2022	DIVIDEND FROM IXJ PAYMENT JUL22/00807001 [Amount Receivable ref 201135378]		144.19	14,692.40	14,692.40	
18/07/2022	DIVIDEND FROM QPON DST 001279038860 [Amount Receivable ref 201328763]		40.89	14,733.29	14,733.29	
25/07/2022	DIVIDEND FROM IFRA DST 001279826670 [Amount Receivable ref 201582252]		151.04	14,884.33	14,884.33	
26/07/2022	ANZ INTERNET BANKING TRANSFER HURST PLUMBERS HURST PLUMBERS		4,000.00	18,884.33	18,884.33	
28/07/2022	ANZ INTERNET BANKING BPAY CITY OF PLAYFORD {584240}	1,715.90		17,168.43		
28/07/2022	ANZ INTERNET BANKING FUNDS TFER TRANSFER 584906 TO 015356901866119 [ANZ INTERNET BANKING FUNDS TFER TRANSFER 584906 FROM 369059571]	10,000.00		7,168.43	7,168.43	
29/07/2022	DIVIDEND FROM JAMES HARDIE IND JUL22/00814407		84.10	7,252.53		
29/07/2022	CREDIT INTEREST PAID		0.11	7,252.64	7,252.64	

R & L Hurst Superannuation Fund
Bank Statement Report

For The Period 01 July 2022 to 30 June 2023

Date	Description	Debit \$	Credit \$	Ledger Balance \$	Statement Balance \$	Variance \$
04/08/2022	PAYMENT TO TAL LIFE LIMITED 1483022-C3047185	696.25		6,556.39	6,556.39	
16/08/2022	DIVIDEND FROM QPON DST 001280045136 [System Matched Income Data]		45.21	6,601.60	6,601.60	
18/08/2022	ANZ INTERNET BANKING BPAY REVSA - ESL {873813}	642.75		5,958.85	5,958.85	
22/08/2022	ANZ INTERNET BANKING BPAY SA WATER {731567}	205.56		5,753.29	5,753.29	
23/08/2022	ANZ INTERNET BANKING TRANSFER HURST PLUMBERS HURST PLUMBERS		5,000.00	10,753.29	10,753.29	
25/08/2022	DIVIDEND FROM GOODMAN GROUP AUG22/00822421		71.26	10,824.55	10,824.55	
29/08/2022	ANZ INTERNET BANKING FUNDS TFER TRANSFER 385350 TO 015356901866119 [ANZ INTERNET BANKING FUNDS TFER TRANSFER 385350 FROM 369059571]	3,000.00		7,824.55	7,824.55	
31/08/2022	DIVIDEND FROM CHC DST 001281290302 [Amount Receivable ref 203926041]		110.12	7,934.67		
31/08/2022	CREDIT INTEREST PAID		0.07	7,934.74	7,934.74	
01/09/2022	TRANSFER FROM ANZ PREMIUM RPPA1/01016888		110.70	8,045.44	8,045.44	
05/09/2022	PAYMENT TO TAL LIFE LIMITED 1483022-C3647905	696.25		7,349.19	7,349.19	
09/09/2022	DIVIDEND FROM JBH DIVIDEND SEP22/00818559 [System Matched Income Data]		368.73	7,717.92	7,717.92	
12/09/2022	DIVIDEND FROM CPU DIV SEP22/00819375 [System Matched Income Data]		64.80	7,782.72	7,782.72	
16/09/2022	DIVIDEND FROM QPON DST 001283625413 [System Matched Income Data]		51.50	7,834.22		
16/09/2022	DIVIDEND FROM ARGO INVESTMENTS S00097107556 [System Matched Income Data]		191.08	8,025.30	8,025.30	
21/09/2022	DIVIDEND FROM SUN FINAL DIV 001280518681 [System Matched Income Data]		78.88	8,104.18	8,104.18	
23/09/2022	DIVIDEND FROM QBE DIVIDEND FPA22/00844066 [System Matched Income Data]		51.75	8,155.93		
23/09/2022	DIVIDEND FROM MINERAL RESOURCE SEP22/00814503 [System Matched Income Data]		117.00	8,272.93		

R & L Hurst Superannuation Fund

Bank Statement Report

For The Period 01 July 2022 to 30 June 2023

Date	Description	Debit \$	Credit \$	Ledger Balance \$	Statement Balance \$	Variance \$
23/09/2022	DIVIDEND FROM BHP GROUP DIV AF386/00440724 [System Matched Income Data]		1,541.31	9,814.24	9,814.24	
27/09/2022	ANZ INTERNET BANKING TRANSFER HURST PLUMBERS HURST PLUMBERS		4,000.00	13,814.24	13,814.24	
28/09/2022	DIVIDEND FROM AMCOR PLC DIV SEP22/00862991 [System Matched Income Data]		100.63	13,914.87	13,914.87	
29/09/2022	ANZ INTERNET BANKING FUNDS TFER TRANSFER 935535 TO 015356901866119 [ANZ INTERNET BANKING FUNDS TFER TRANSFER 935535 FROM 369059571]	5,000.00		8,914.87	8,914.87	
30/09/2022	DIVIDEND FROM EVN FNL DIV 001283864307 [System Matched Income Data]		111.45	9,026.32		
30/09/2022	DIVIDEND FROM ORIGIN ENERGY S00097107556 [System Matched Income Data]		195.53	9,221.85		
30/09/2022	CREDIT INTEREST PAID		0.07	9,221.92	9,221.92	
05/10/2022	DIVIDEND FROM CSL LTD DIVIDEND AUF22/01026013 [System Matched Income Data]		75.61	9,297.53		
05/10/2022	PAYMENT TO TAL LIFE LIMITED 1483022-C4235033	813.57		8,483.96		
05/10/2022	ANZ INTERNET BANKING BPAY TAX OFFICE PAYMENT {198422}	3,259.00		5,224.96	5,224.96	
06/10/2022	DIVIDEND FROM WESFARMERS LTD FIN22/01073339 [System Matched Income Data]		238.00	5,462.96		
06/10/2022	DIVIDEND FROM WOODSIDE INT22/00913408 [System Matched Income Data]		750.18	6,213.14	6,213.14	
07/10/2022	DIVIDEND FROM RWC DIVIDEND OCT22/00805444 [System Matched Income Data]		134.93	6,348.07	6,348.07	
13/10/2022	DIVIDEND FROM SOUTH32 DIVIDEND RAU22/01006677 [System Matched Income Data]		260.10	6,608.17	6,608.17	
18/10/2022	DIVIDEND FROM QPON DST 001285130646 [System Matched Income Data]		56.02	6,664.19		
18/10/2022	DIVIDEND FROM IFRA DST 001285243139 [System Matched Income Data]		151.04	6,815.23	6,815.23	
20/10/2022	DIVIDEND FROM LOV FNL DIV 001285229918 [System Matched Income Data]		133.20	6,948.43	6,948.43	

R & L Hurst Superannuation Fund
Bank Statement Report

For The Period 01 July 2022 to 30 June 2023

Date	Description	Debit \$	Credit \$	Ledger Balance \$	Statement Balance \$	Variance \$
26/10/2022	ANZ INTERNET BANKING TRANSFER HURST PLUMBERS HURST PLUMBERS		5,000.00	11,948.43	11,948.43	
28/10/2022	DIVIDEND FROM SEVEN GROUP S00097107556 [System Matched Income Data]		62.10	12,010.53	12,010.53	
31/10/2022	CREDIT INTEREST PAID		0.07	12,010.60	12,010.60	
03/11/2022	ANZ INTERNET BANKING BPAY CITY OF PLAYFORD {882590}	1,713.00		10,297.60	10,297.60	
04/11/2022	PAYMENT TO TAL LIFE LIMITED 1483022-C4844127	813.57		9,484.03	9,484.03	
16/11/2022	DIVIDEND FROM QPON DST 001285608606 [System Matched Income Data]		67.29	9,551.32	9,551.32	
21/11/2022	ANZ INTERNET BANKING BPAY SA WATER {251676}	258.09		9,293.23	9,293.23	
28/11/2022	ANZ INTERNET BANKING TRANSFER HURST PLUMBERS HURST PLUMBERS		4,000.00	13,293.23	13,293.23	
30/11/2022	CREDIT INTEREST PAID		0.08	13,293.31	13,293.31	
05/12/2022	PAYMENT TO TAL LIFE LIMITED 1483022-C5407127	813.57		12,479.74	12,479.74	
13/12/2022	DIVIDEND FROM AMCOR PLC DIV DEC22/00862275 [System Matched Income Data]		113.34	12,593.08	12,593.08	
13/12/2022	DIVIDEND FROM MQG ITM DIV 001286050678 [System Matched Income Data]		264.00	12,857.08	12,857.08	
14/12/2022	DIVIDEND FROM NAB FINAL DIV DV232/00590583 [System Matched Income Data]		463.32	13,320.40	13,320.40	
15/12/2022	DIVIDEND FROM ANZ DIVIDEND A074/00673907 [System Matched Income Data]		291.56	13,611.96	13,611.96	
16/12/2022	DIVIDEND FROM QPON DST 001287375157 [System Matched Income Data]		65.25	13,677.21	13,677.21	
21/12/2022	ANZ INTERNET BANKING BPAY TAX OFFICE PAYMENT {923531}	3,259.00		10,418.21	10,418.21	
30/12/2022	ANZ INTERNET BANKING TRANSFER HURST PLUMBERS HURST PLUMBERS		4,000.00	14,418.21	14,418.21	
30/12/2022	CREDIT INTEREST PAID		0.10	14,418.31	14,418.31	
04/01/2023	PAYMENT TO TAL LIFE LIMITED 1483022-C5986769	813.57		13,604.74	13,604.74	

R & L Hurst Superannuation Fund
Bank Statement Report

For The Period 01 July 2022 to 30 June 2023

Date	Description	Debit \$	Credit \$	Ledger Balance \$	Statement Balance \$	Variance \$
05/01/2023	DIVIDEND FROM IXJ PAYMENT JAN23/00806811 [System Matched Income Data]		90.15	13,694.89	13,694.89	
09/01/2023	TRANSFER OF FUNDS 015-356 369059571 [TRANSFER FROM ADELAIDE BANK INT FROM 040844949]		112.19	13,807.08	13,807.08	
11/01/2023	ANZ INTERNET BANKING FUNDS TFER TRANSFER 712677 FROM 369059571 [ANZ INTERNET BANKING FUNDS TFER TRANSFER 712677 TO 015356901866119]	6,000.00		7,807.08	7,807.08	
18/01/2023	DIVIDEND FROM QPON DST 001288029626 [System Matched Income Data]		65.27	7,872.35		
18/01/2023	DIVIDEND FROM IFRA DST 001288659461 [System Matched Income Data]		151.04	8,023.39	8,023.39	
30/01/2023	ANZ INTERNET BANKING TRANSFER HURST PLUMBERS HURST PLUMBERS		4,000.00	12,023.39	12,023.39	
31/01/2023	ANZ INTERNET BANKING BPAY CITY OF PLAYFORD {763753}	1,713.00		10,310.39		
31/01/2023	CREDIT INTEREST PAID		0.09	10,310.48	10,310.48	
06/02/2023	PAYMENT TO TAL LIFE LIMITED 1483022-C6618721	813.57		9,496.91	9,496.91	
08/02/2023	PAYMENT TO AIA AUSTRALIA . 66418689 14/02/23	1,082.52		8,414.39	8,414.39	
14/02/2023	ANZ INTERNET BANKING PAYMENT 460389 TO PDK FINANCIAL	880.00		7,534.39		
14/02/2023	ANZ INTERNET BANKING PAYMENT 459772 TO PDK FINANCIAL	3,410.00		4,124.39	4,124.39	
16/02/2023	DIVIDEND FROM QPON DST 001289543113 [System Matched Income Data]		69.71	4,194.10	4,194.10	
20/02/2023	ANZ INTERNET BANKING BPAY SA WATER {650974}	203.07		3,991.03	3,991.03	
24/02/2023	DIVIDEND FROM GOODMAN GROUP FEB23/00823211 [System Matched Income Data]		71.25	4,062.28	4,062.28	
27/02/2023	TRANSFER FROM ATO ATO008000017745129		1,668.09	5,730.37		
27/02/2023	ANZ INTERNET BANKING TRANSFER HURST PLUMBERS HURST PLUMBERS		5,000.00	10,730.37	10,730.37	
28/02/2023	DIVIDEND FROM CHC DST 001289723219 [System Matched Income Data]		112.11	10,842.48		
28/02/2023	CREDIT INTEREST PAID		0.04	10,842.52	10,842.52	

R & L Hurst Superannuation Fund
Bank Statement Report

For The Period 01 July 2022 to 30 June 2023

Date	Description	Debit \$	Credit \$	Ledger Balance \$	Statement Balance \$	Variance \$
06/03/2023	PAYMENT TO TAL LIFE LIMITED 1483022-C7172303	813.57		10,028.95	10,028.95	
10/03/2023	DIVIDEND FROM ARGO INVESTMENTS S00097107556 [System Matched Income Data]		185.46	10,214.41		
10/03/2023	DIVIDEND FROM JBH DIVIDEND MAR23/00819427 [System Matched Income Data]		474.77	10,689.18	10,689.18	
16/03/2023	DIVIDEND FROM QPON DST 001293469936 [System Matched Income Data]		61.14	10,750.32	10,750.32	
21/03/2023	DIVIDEND FROM CPU DIV MAR23/00818991 [System Matched Income Data]		64.80	10,815.12		
21/03/2023	DIVIDEND FROM AMCOR PLC DIV MAR23/00861527 [System Matched Income Data]		100.86	10,915.98	10,915.98	
24/03/2023	DIVIDEND FROM ORIGIN ENERGY S00097107556 [System Matched Income Data]		195.53	11,111.51	11,111.51	
27/03/2023	ANZ INTERNET BANKING TRANSFER HURST PLUMBERS HURST PLUMBERS		4,000.00	15,111.51	15,111.51	
28/03/2023	ANZ INTERNET BANKING FUNDS TFER TRANSFER 270411 FROM 369059571 [ANZ INTERNET BANKING FUNDS TFER TRANSFER 270411 TO 015356901866119]	8,000.00		7,111.51		
28/03/2023	DIVIDEND FROM WESFARMERS LTD INT23/01069151 [System Matched Income Data]		209.44	7,320.95		
28/03/2023	ANZ INTERNET BANKING BPAY TAX OFFICE PAYMENT {269104}	1,811.00		5,509.95		
30/03/2023	DIVIDEND FROM MINERAL RESOURCE MAR23/00817215 [System Matched Income Data]		140.40	5,650.35		
30/03/2023	DIVIDEND FROM BHP GROUP DIV AI387/00431718 [System Matched Income Data]		823.64	6,473.99		
31/03/2023	DIVIDEND FROM SUN INTERIM DIV 001289919012 [System Matched Income Data]		153.12	6,627.11		
31/03/2023	CREDIT INTEREST PAID		0.09	6,627.20	6,627.20	
04/04/2023	PAYMENT TO TAL LIFE LIMITED 1483022-C7726198	813.57		5,813.63	5,813.63	

R & L Hurst Superannuation Fund

Bank Statement Report

For The Period 01 July 2022 to 30 June 2023

Date	Description	Debit \$	Credit \$	Ledger Balance \$	Statement Balance \$	Variance \$
05/04/2023	DIVIDEND FROM CSL LTD DIVIDEND 23AUD/00922159 [System Matched Income Data]		69.72	5,883.35		
05/04/2023	DIVIDEND FROM WOODSIDE FIN22/00932365 [System Matched Income Data]		1,010.41	6,893.76	6,893.76	
06/04/2023	DIVIDEND FROM SOUTH32 DIVIDEND AI013/01003822 [System Matched Income Data]		75.92	6,969.68		
06/04/2023	DIVIDEND FROM RWC DIVIDEND APR23/00805259 [System Matched Income Data]		122.72	7,092.40	7,092.40	
14/04/2023	DIVIDEND FROM QBE DIVIDEND 22FPA/00841480 [System Matched Income Data]		172.50	7,264.90	7,264.90	
20/04/2023	DIVIDEND FROM QPON DST 001295428829 [System Matched Income Data]		72.44	7,337.34		
20/04/2023	DIVIDEND FROM LOV DIV 001295007908 [System Matched Income Data]		136.80	7,474.14		
20/04/2023	DIVIDEND FROM IFRA DST 001295520730 [System Matched Income Data]		151.04	7,625.18	7,625.18	
27/04/2023	ANZ INTERNET BANKING TRANSFER HURST PLUMBERS HURST PLUMBERS		4,000.00	11,625.18	11,625.18	
28/04/2023	CREDIT INTEREST PAID		0.05	11,625.23	11,625.23	
01/05/2023	ANZ INTERNET BANKING BPAY CITY OF PLAYFORD {528803}	1,713.00		9,912.23	9,912.23	
04/05/2023	PAYMENT TO TAL LIFE LIMITED 1483022-C8309020	813.57		9,098.66	9,098.66	
05/05/2023	DIVIDEND FROM SEVEN GROUP S00097107556 [System Matched Income Data]		62.10	9,160.76	9,160.76	
16/05/2023	DIVIDEND FROM QPON DST 001295790034 [System Matched Income Data]		65.63	9,226.39	9,226.39	
23/05/2023	ANZ INTERNET BANKING BPAY SA WATER {366583}	194.38		9,032.01	9,032.01	
29/05/2023	ANZ INTERNET BANKING TRANSFER HURST PLUMBERS HURST PLUMBERS		4,000.00	13,032.01	13,032.01	
31/05/2023	CREDIT INTEREST PAID		0.09	13,032.10	13,032.10	
02/06/2023	DIVIDEND FROM EVN ITM DIV 001295467428 [System Matched Income Data]		74.30	13,106.40	13,106.40	
05/06/2023	PAYMENT TO TAL LIFE LIMITED 1483022-C8885333	813.57		12,292.83	12,292.83	

R & L Hurst Superannuation Fund
Bank Statement Report

For The Period 01 July 2022 to 30 June 2023

Date	Description	Debit \$	Credit \$	Ledger Balance \$	Statement Balance \$	Variance \$
15/06/2023	ANZ INTERNET BANKING FUNDS TFER TRANSFER 273299 FROM 901866119 [ANZ INTERNET BANKING FUNDS TFER TRANSFER 273299 TO 015356369059571]		50,000.00	62,292.83		
15/06/2023	SHARE TRADE WITHDRAWAL TO CMC MARKETS STOC 25806862 [20796087 DE: 015-356 369059571 22929024 22929622]	18,483.95		43,808.88	43,808.88	
16/06/2023	SHARE TRADE WITHDRAWAL TO CMC MARKETS STOC 25826942 [20809583 DE: 015-356 369059571 22945724 22945760 22945792]	34,991.42		8,817.46	8,817.46	
19/06/2023	DIVIDEND FROM QPON DST 001297779407 [System Matched Income Data]		77.44	8,894.90	8,894.90	
20/06/2023	DIVIDEND FROM AMCOR PLC DIV JUN23/00860938 [System Matched Income Data]		107.45	9,002.35	9,002.35	
26/06/2023	ANZ INTERNET BANKING TRANSFER HURST PLUMBERS HURST PLUMBERS		9,000.00	18,002.35	18,002.35	
30/06/2023	CREDIT INTEREST PAID		0.11	18,002.46	18,002.46	
30/06/2023	CLOSING BALANCE			18,002.46	18,002.46	
		<u>116,946.52</u>	<u>120,215.92</u>			

R & L Hurst Superannuation Fund

Bank Statement Report

For The Period 01 July 2022 to 30 June 2023

Chart Code: 60400 / ANZ66119
Account Name: ANZ Business Online Saver ***66119
BSB and Account Number: 015356 901866119

Opening Balance	-	Total Debits	+	Total Credits	=	Closing Balance	Data Feed Used
\$ 20,734.46		\$ 50,000.00		\$ 87,491.49		\$ 58,225.95	BGL Bank Data Service

Date	Description	Debit \$	Credit \$	Ledger Balance \$	Statement Balance \$	Variance \$
01/07/2022	Opening Balance			20,734.46	20,734.46	
27/07/2022	PAYMENT FROM Hurst Plumbers		1,600.00	22,334.46	22,334.46	
28/07/2022	ANZ INTERNET BANKING FUNDS TFER TRANSFER 584906 TO 015356901866119 [ANZ INTERNET BANKING FUNDS TFER TRANSFER 584906 FROM 369059571]		10,000.00	32,334.46	32,334.46	
29/07/2022	CREDIT INTEREST PAID		2.52	32,336.98	32,336.98	
29/08/2022	ANZ INTERNET BANKING FUNDS TFER TRANSFER 385350 TO 015356901866119 [ANZ INTERNET BANKING FUNDS TFER TRANSFER 385350 FROM 369059571]		3,000.00	35,336.98	35,336.98	
31/08/2022	PAYMENT FROM Hurst Plumbers		2,000.00	37,336.98		
31/08/2022	CREDIT INTEREST PAID		7.50	37,344.48	37,344.48	
28/09/2022	PAYMENT FROM Hurst Plumbers		1,600.00	38,944.48	38,944.48	
29/09/2022	ANZ INTERNET BANKING FUNDS TFER TRANSFER 935535 TO 015356901866119 [ANZ INTERNET BANKING FUNDS TFER TRANSFER 935535 FROM 369059571]		5,000.00	43,944.48	43,944.48	
30/09/2022	CREDIT INTEREST PAID		10.82	43,955.30	43,955.30	
31/10/2022	PAYMENT FROM Hurst Plumbers		2,000.00	45,955.30		
31/10/2022	CREDIT INTEREST PAID		23.30	45,978.60	45,978.60	
30/11/2022	CREDIT INTEREST PAID		32.12	46,010.72	46,010.72	
01/12/2022	PAYMENT FROM Hurst Plumbers		1,600.00	47,610.72	47,610.72	

R & L Hurst Superannuation Fund
Bank Statement Report

For The Period 01 July 2022 to 30 June 2023

Date	Description	Debit \$	Credit \$	Ledger Balance \$	Statement Balance \$	Variance \$
30/12/2022	CREDIT INTEREST PAID		36.88	47,647.60	47,647.60	
09/01/2023	PAYMENT FROM Hurst Plumbers		1,600.00	49,247.60	49,247.60	
11/01/2023	ANZ INTERNET BANKING FUNDS TFER TRANSFER 712677 FROM 369059571 [ANZ INTERNET BANKING FUNDS TFER TRANSFER 712677 TO 015356901866119]		6,000.00	55,247.60	55,247.60	
30/01/2023	PAYMENT FROM Hurst Plumbers		2,000.00	57,247.60	57,247.60	
31/01/2023	CREDIT INTEREST PAID		43.78	57,291.38	57,291.38	
27/02/2023	ANZ INTERNET BANKING FUNDS TFER TRANSFER 449325 FROM 905600641		1,600.00	58,891.38	58,891.38	
28/02/2023	CREDIT INTEREST PAID		41.79	58,933.17	58,933.17	
28/03/2023	ANZ INTERNET BANKING FUNDS TFER TRANSFER 270411 FROM 369059571 [ANZ INTERNET BANKING FUNDS TFER TRANSFER 270411 TO 015356901866119]		8,000.00	66,933.17		
29/03/2023	ANZ INTERNET BANKING FUNDS TFER TRANSFER 770042 FROM 905600641		1,600.00	68,533.17	68,533.17	
31/03/2023	CREDIT INTEREST PAID		59.75	68,592.92	68,592.92	
26/04/2023	PAYMENT FROM Hurst Plumbers		1,600.00	70,192.92	70,192.92	
28/04/2023	CREDIT INTEREST PAID		63.25	70,256.17	70,256.17	
29/05/2023	PAYMENT FROM Hurst Plumbers		2,000.00	72,256.17	72,256.17	
30/05/2023	ANZ INTERNET BANKING FUNDS TFER TRANSFER 208064 FROM 905600641		34,200.00	106,456.17	106,456.17	
31/05/2023	CREDIT INTEREST PAID		79.08	106,535.25	106,535.25	
15/06/2023	ANZ INTERNET BANKING FUNDS TFER TRANSFER 273299 FROM 901866119 [ANZ INTERNET BANKING FUNDS TFER TRANSFER 273299 TO 015356369059571]	50,000.00		56,535.25	56,535.25	
26/06/2023	PAYMENT FROM Hurst Plumbers		1,600.00	58,135.25	58,135.25	
30/06/2023	CREDIT INTEREST PAID		90.70	58,225.95	58,225.95	

R & L Hurst Superannuation Fund

Bank Statement Report

For The Period 01 July 2022 to 30 June 2023

Date	Description	Debit \$	Credit \$	Ledger Balance \$	Statement Balance \$	Variance \$
30/06/2023	CLOSING BALANCE	50,000.00	87,491.49	58,225.95	58,225.95	

R & L Hurst Superannuation Fund

Bank Statement Report

For The Period 01 July 2022 to 30 June 2023

Chart Code: 60400 / NORTH
Account Name: North Investment Cash Account

BSB and Account Number:

Opening Balance	-	Total Debits	+	Total Credits	=	Closing Balance	Data Feed Used
\$ 566.03		\$ 25,350.76		\$ 26,754.56		\$ 1,969.83	

Date	Description	Debit	Credit	Ledger Balance	Statement Balance	Variance
		\$	\$	\$	\$	\$
01/07/2022	Opening Balance			566.03		
01/07/2022	2022 Distn/R reversal		26,754.56	27,320.59		
30/06/2023	2023 Distn/R	25,350.76		1,969.83		
30/06/2023	CLOSING BALANCE			1,969.83		
		<u>25,350.76</u>	<u>26,754.56</u>			

R & L Hurst Superannuation Fund
Bank Statement Report

For The Period 01 July 2022 to 30 June 2023

Chart Code: 60800 / ADLTD4949
Account Name: Adelaide Bank Money Market ***4949
BSB and Account Number: 610101 040844949

Opening Balance	-	Total Debits	+	Total Credits	=	Closing Balance	Data Feed Used
\$ 15,000.00		\$ 130.89		\$ 130.89		\$ 15,000.00	

Date	Description	Debit	Credit	Ledger Balance	Statement Balance	Variance
		\$	\$	\$	\$	\$
01/07/2022	Opening Balance			15,000.00		
02/07/2022	CREDIT INTEREST		18.70	15,018.70		
02/07/2022	TRANSFER OF FUNDS 015-356 369059571 [TRANSFER FROM ADELAIDE BANK INT FROM 040844949]	18.70		15,000.00		
09/01/2023	CREDIT INTEREST		112.19	15,112.19		
09/01/2023	TRANSFER OF FUNDS 015-356 369059571 [TRANSFER FROM ADELAIDE BANK INT FROM 040844949]	112.19		15,000.00		
30/06/2023	CLOSING BALANCE			15,000.00		
		130.89	130.89			

ANZ BUSINESS ESSENTIALS STATEMENT

Account Number 3690-59571

Transaction Details

Please retain this statement for taxation purposes

Date	Transaction Details	Withdrawals (\$)	Deposits (\$)	Balance (\$)
2023				
23 JUN	OPENING BALANCE			9,002.35
26 JUN	ANZ INTERNET BANKING TRANSFER HURST PLUMBERS HURST PLUMBERS		9,000.00	18,002.35
30 JUN	CREDIT INTEREST PAID		0.11	18,002.46
03 JUL	DIVIDEND FROM ANZ DIVIDEND A075/00669025		319.14	18,321.60
04 JUL	DIVIDEND FROM MQG FNL DIV 001296923238		396.00	18,717.60
04 JUL	PAYMENT TO TAL LIFE LIMITED 1483022-C9446718	813.57		17,904.03
04 JUL	ANZ INTERNET BANKING BPAY TAX OFFICE PAYMENT {477860}	2,777.00		15,127.03
04 JUL	ANZ INTERNET BANKING FUNDS TFER TRANSFER 479604 TO 015356901866119	10,000.00		5,127.03
05 JUL	DIVIDEND FROM NAB INTERIM DIV DV241/01086487		493.02	5,620.05
10 JUL	TRANSFER FROM ADELAIDE BANK INT FROM 040844949		243.08	5,863.13
13 JUL	DIVIDEND FROM IXJ PAYMENT JUL23/00806518		292.36	6,155.49
18 JUL	DIVIDEND FROM QPON DST 001298403584		100.65	6,256.14
	TOTALS AT END OF PAGE	\$13,590.57	\$10,844.36	
	TOTALS AT END OF PERIOD	\$13,590.57	\$10,844.36	\$6,256.14

This Statement Includes

Interest earned on deposits	\$0.11
-----------------------------	--------

Yearly Summary

Previous Year to 30/06/2023 (\$)

Interest earned on deposits	0.97
-----------------------------	------

ANZ BUSINESS ESSENTIALS STATEMENT

Account Number 3690-59571

Transaction Details

Please retain this statement for taxation purposes

Date	Transaction Details	Withdrawals (\$)	Deposits (\$)	Balance (\$)
2023				
23 MAY	OPENING BALANCE			9,032.01
29 MAY	ANZ INTERNET BANKING TRANSFER HURST PLUMBERS HURST PLUMBERS		4,000.00	13,032.01
31 MAY	CREDIT INTEREST PAID		0.09	13,032.10
02 JUN	DIVIDEND FROM EVN ITM DIV 001295467428		74.30	13,106.40
05 JUN	PAYMENT TO TAL LIFE LIMITED 1483022-C8885333	813.57		12,292.83
15 JUN	ANZ INTERNET BANKING FUNDS TFER TRANSFER 273299 FROM 901866119		50,000.00	62,292.83
15 JUN	SHARE TRADE WITHDRAWAL TO CMC MARKETS STOC 25806862	18,483.95		43,808.88
16 JUN	SHARE TRADE WITHDRAWAL TO CMC MARKETS STOC 25826942	34,991.42		8,817.46
19 JUN	DIVIDEND FROM QPON DST 001297779407		77.44	8,894.90
20 JUN	DIVIDEND FROM AMCOR PLC DIV JUN23/00860938		107.45	9,002.35
	TOTALS AT END OF PAGE	\$54,288.94	\$54,259.28	
	TOTALS AT END OF PERIOD	\$54,288.94	\$54,259.28	\$9,002.35

This Statement Includes

Interest earned on deposits	\$0.09
-----------------------------	--------

Fee Summary

Fees Charged for period: 29 APR 2023 to 31 MAY 2023

Summary of ANZ Transaction Fees	Transactions		Fee Per Transaction (\$)	Total Charge (\$)
	Total	Free Additional		
Transaction Fees				
INTERNET/ONLINE WDL	3.00	3.00	0.60	0.00
EFTPOS/PHONE BANKING WDL	2.00	2.00	0.60	0.00
Total Transaction Fees Charged				\$0.00

Please note: Overseas transaction fees, overseas ATM fees and non ANZ ATM operator fees not included

Please note: Your fee cycle may not always reconcile with your statement cycle. This statement date ends on 23/06/23 and the monthly fee cycle, as appears above, ended on 31/05/23.

ANZ BUSINESS ESSENTIALS STATEMENT

Account Number 3690-59571

Transaction Details

Please retain this statement for taxation purposes

Date	Transaction Details	Withdrawals (\$)	Deposits (\$)	Balance (\$)
2023				
21 APR	OPENING BALANCE			7,625.18
27 APR	ANZ INTERNET BANKING TRANSFER HURST PLUMBERS HURST PLUMBERS		4,000.00	11,625.18
28 APR	CREDIT INTEREST PAID		0.05	11,625.23
01 MAY	ANZ INTERNET BANKING BPAY CITY OF PLAYFORD {528803}	1,713.00		9,912.23
04 MAY	PAYMENT TO TAL LIFE LIMITED 1483022-C8309020	813.57		9,098.66
05 MAY	DIVIDEND FROM SEVEN GROUP S00097107556		62.10	9,160.76
16 MAY	DIVIDEND FROM QPON DST 001295790034		65.63	9,226.39
23 MAY	ANZ INTERNET BANKING BPAY SA WATER {366583}	194.38		9,032.01
	TOTALS AT END OF PAGE	\$2,720.95	\$4,127.78	
	TOTALS AT END OF PERIOD	\$2,720.95	\$4,127.78	\$9,032.01

This Statement Includes

Interest earned on deposits	\$0.05
-----------------------------	--------

Fee Summary

Fees Charged for period: 01 APR 2023 to 28 APR 2023

Summary of ANZ Transaction Fees	Transactions		Fee Per Transaction (\$)	Total Charge (\$)
	Total	Free Additional		
Transaction Fees				
INTERNET/ONLINE WDL	1.00	1.00	0.60	0.00
EFTPOS/PHONE BANKING WDL	8.00	8.00	0.60	0.00
Total Transaction Fees Charged				\$0.00

Please note: Overseas transaction fees, overseas ATM fees and non ANZ ATM operator fees not included

Please note: Your fee cycle may not always reconcile with your statement cycle. This statement date ends on 23/05/23 and the monthly fee cycle, as appears above, ended on 28/04/23.

ANZ BUSINESS ESSENTIALS STATEMENT

Account Number 3690-59571

Transaction Details

Please retain this statement for taxation purposes

Date	Transaction Details	Withdrawals (\$)	Deposits (\$)	Balance (\$)
2023				
23 MAR	OPENING BALANCE			10,915.98
24 MAR	DIVIDEND FROM ORIGIN ENERGY S00097107556		195.53	11,111.51
27 MAR	ANZ INTERNET BANKING TRANSFER HURST PLUMBERS HURST PLUMBERS		4,000.00	15,111.51
28 MAR	DIVIDEND FROM WESFARMERS LTD INT23/01069151		209.44	15,320.95
28 MAR	ANZ INTERNET BANKING BPAY TAX OFFICE PAYMENT {269104}	1,811.00		13,509.95
28 MAR	ANZ INTERNET BANKING FUNDS TFER TRANSFER 270411 TO 015356901866119	8,000.00		5,509.95
30 MAR	DIVIDEND FROM MINERAL RESOURCE MAR23/00817215		140.40	5,650.35
30 MAR	DIVIDEND FROM BHP GROUP DIV AI387/00431718		823.64	6,473.99
31 MAR	DIVIDEND FROM SUN INTERIM DIV 001289919012		153.12	6,627.11
31 MAR	CREDIT INTEREST PAID		0.09	6,627.20
04 APR	PAYMENT TO TAL LIFE LIMITED 1483022-C7726198	813.57		5,813.63
05 APR	DIVIDEND FROM CSL LTD DIVIDEND 23AUD/00922159		69.72	5,883.35
05 APR	DIVIDEND FROM WOODSIDE FIN22/00932365		1,010.41	6,893.76
06 APR	DIVIDEND FROM SOUTH32 DIVIDEND AI013/01003822		75.92	6,969.68
06 APR	DIVIDEND FROM RWC DIVIDEND APR23/00805259		122.72	7,092.40
14 APR	DIVIDEND FROM QBE DIVIDEND 22FPA/00841480		172.50	7,264.90
20 APR	DIVIDEND FROM QPON DST 001295428829		72.44	7,337.34
20 APR	DIVIDEND FROM LOV DIV 001295007908		136.80	7,474.14
20 APR	DIVIDEND FROM IFRA DST 001295520730		151.04	7,625.18
	TOTALS AT END OF PAGE	\$10,624.57	\$7,333.77	
	TOTALS AT END OF PERIOD	\$10,624.57	\$7,333.77	\$7,625.18

This Statement Includes

Interest earned on deposits	\$0.09
-----------------------------	--------

ANZ BUSINESS ESSENTIALS STATEMENT

Account Number 3690-59571

Transaction Details

Please retain this statement for taxation purposes

Date	Transaction Details	Withdrawals (\$)	Deposits (\$)	Balance (\$)
2023				
23 FEB	OPENING BALANCE			3,991.03
24 FEB	DIVIDEND FROM GOODMAN GROUP FEB23/00823211		71.25	4,062.28
27 FEB	ANZ INTERNET BANKING TRANSFER HURST PLUMBERS HURST PLUMBERS		5,000.00	9,062.28
27 FEB	TRANSFER FROM ATO ATO008000017745129		1,668.09	10,730.37
28 FEB	DIVIDEND FROM CHC DST 001289723219		112.11	10,842.48
28 FEB	CREDIT INTEREST PAID		0.04	10,842.52
06 MAR	PAYMENT TO TAL LIFE LIMITED 1483022-C7172303	813.57		10,028.95
10 MAR	DIVIDEND FROM ARGO INVESTMENTS S00097107556		185.46	10,214.41
10 MAR	DIVIDEND FROM JBH DIVIDEND MAR23/00819427		474.77	10,689.18
16 MAR	DIVIDEND FROM QPON DST 001293469936		61.14	10,750.32
21 MAR	DIVIDEND FROM CPU DIV MAR23/00818991		64.80	10,815.12
21 MAR	DIVIDEND FROM AMCOR PLC DIV MAR23/00861527		100.86	10,915.98
	TOTALS AT END OF PAGE	\$813.57	\$7,738.52	
	TOTALS AT END OF PERIOD	\$813.57	\$7,738.52	\$10,915.98

This Statement Includes

Interest earned on deposits	\$0.04
-----------------------------	--------

Fee Summary

Fees Charged for period: 01 FEB 2023 to 28 FEB 2023

Summary of ANZ Transaction Fees

	Transactions		Fee Per Transaction (\$)	Total Charge (\$)
	Total	Free Additional		
Transaction Fees				
INTERNET/ONLINE WDL	4.00	4.00	0.60	0.00
EFTPOS/PHONE BANKING WDL	4.00	4.00	0.60	0.00
Total Transaction Fees Charged				\$0.00

Please note: Overseas transaction fees, overseas ATM fees and non ANZ ATM operator fees not included

ANZ BUSINESS ESSENTIALS STATEMENT

Account Number 3690-59571

Transaction Details

Please retain this statement for taxation purposes

Date	Transaction Details	Withdrawals (\$)	Deposits (\$)	Balance (\$)
2023				
23 JAN	OPENING BALANCE			8,023.39
30 JAN	ANZ INTERNET BANKING TRANSFER HURST PLUMBERS HURST PLUMBERS		4,000.00	12,023.39
31 JAN	ANZ INTERNET BANKING BPAY CITY OF PLAYFORD {763753}	1,713.00		10,310.39
31 JAN	CREDIT INTEREST PAID		0.09	10,310.48
06 FEB	PAYMENT TO TAL LIFE LIMITED 1483022-C6618721	813.57		9,496.91
08 FEB	PAYMENT TO AIA AUSTRALIA . 66418689 14/02/23	1,082.52		8,414.39
14 FEB	ANZ INTERNET BANKING PAYMENT 460389 TO PDK FINANCIAL	880.00		7,534.39
14 FEB	ANZ INTERNET BANKING PAYMENT 459772 TO PDK FINANCIAL	3,410.00		4,124.39
16 FEB	DIVIDEND FROM QPON DST 001289543113		69.71	4,194.10
20 FEB	ANZ INTERNET BANKING BPAY SA WATER {650974}	203.07		3,991.03
	TOTALS AT END OF PAGE	\$8,102.16	\$4,069.80	
	TOTALS AT END OF PERIOD	\$8,102.16	\$4,069.80	\$3,991.03

This Statement Includes

Interest earned on deposits	\$0.09
-----------------------------	--------

Fee Summary

Fees Charged for period: 31 DEC 2022 to 31 JAN 2023

Summary of ANZ Transaction Fees

Transaction Fees	Transactions		Fee Per Transaction (\$)	Total Charge (\$)
	Total	Free Additional		
INTERNET/ONLINE WDL	3.00	3.00	0.60	0.00
EFTPOS/PHONE BANKING WDL	4.00	4.00	0.60	0.00
Total Transaction Fees Charged				\$0.00

Please note: Overseas transaction fees, overseas ATM fees and non ANZ ATM operator fees not included

Please note: Your fee cycle may not always reconcile with your statement cycle. This statement date ends on 23/02/23 and the monthly fee cycle, as appears above, ended on 31/01/23.

ANZ BUSINESS ESSENTIALS STATEMENT

Account Number 3690-59571

Transaction Details

Please retain this statement for taxation purposes

Date	Transaction Details	Withdrawals (\$)	Deposits (\$)	Balance (\$)
2022				
23 DEC	OPENING BALANCE			10,418.21
30 DEC	ANZ INTERNET BANKING TRANSFER HURST PLUMBERS HURST PLUMBERS		4,000.00	14,418.21
30 DEC	CREDIT INTEREST PAID		0.10	14,418.31
2023				
04 JAN	PAYMENT TO TAL LIFE LIMITED 1483022-C5986769	813.57		13,604.74
05 JAN	DIVIDEND FROM IXJ PAYMENT JAN23/00806811		90.15	13,694.89
09 JAN	TRANSFER FROM ADELAIDE BANK INT FROM 040844949		112.19	13,807.08
11 JAN	ANZ INTERNET BANKING FUNDS TFER TRANSFER 712677 TO 015356901866119	6,000.00		7,807.08
18 JAN	DIVIDEND FROM QPON DST 001288029626		65.27	7,872.35
18 JAN	DIVIDEND FROM IFRA DST 001288659461		151.04	8,023.39
	TOTALS AT END OF PAGE	\$6,813.57	\$4,418.75	
	TOTALS AT END OF PERIOD	\$6,813.57	\$4,418.75	\$8,023.39

This Statement Includes

Interest earned on deposits	\$0.10
-----------------------------	--------

Fee Summary

Fees Charged for period: 01 DEC 2022 to 30 DEC 2022

Summary of ANZ Transaction Fees	Transactions		Fee Per Transaction (\$)	Total Charge (\$)
	Total	Free Additional		
Transaction Fees				
INTERNET/ONLINE WDL	2.00	2.00	0.60	0.00
EFTPOS/PHONE BANKING WDL	5.00	5.00	0.60	0.00
Total Transaction Fees Charged				\$0.00

Please note: Overseas transaction fees, overseas ATM fees and non ANZ ATM operator fees not included

Please note: Your fee cycle may not always reconcile with your statement cycle. This statement date ends on 23/01/23 and the monthly fee cycle, as appears above, ended on 30/12/22.

ANZ BUSINESS ESSENTIALS STATEMENT

Account Number 3690-59571

Transaction Details

Please retain this statement for taxation purposes

Date	Transaction Details	Withdrawals (\$)	Deposits (\$)	Balance (\$)
2022				
23 NOV	OPENING BALANCE			9,293.23
28 NOV	ANZ INTERNET BANKING TRANSFER HURST PLUMBERS HURST PLUMBERS		4,000.00	13,293.23
30 NOV	CREDIT INTEREST PAID		0.08	13,293.31
05 DEC	PAYMENT TO TAL LIFE LIMITED 1483022-C5407127	813.57		12,479.74
13 DEC	DIVIDEND FROM AMCOR PLC DIV DEC22/00862275		113.34	12,593.08
13 DEC	DIVIDEND FROM MQG ITM DIV 001286050678		264.00	12,857.08
14 DEC	DIVIDEND FROM NAB FINAL DIV DV232/00590583		463.32	13,320.40
15 DEC	DIVIDEND FROM ANZ DIVIDEND A074/00673907		291.56	13,611.96
16 DEC	DIVIDEND FROM QPON DST 001287375157		65.25	13,677.21
21 DEC	ANZ INTERNET BANKING BPAY TAX OFFICE PAYMENT {923531}	3,259.00		10,418.21
	TOTALS AT END OF PAGE	\$4,072.57	\$5,197.55	
	TOTALS AT END OF PERIOD	\$4,072.57	\$5,197.55	\$10,418.21

This Statement Includes

Interest earned on deposits	\$0.08
-----------------------------	--------

Fee Summary

Fees Charged for period: 01 NOV 2022 to 30 NOV 2022

Summary of ANZ Transaction Fees	Transactions		Fee Per Transaction (\$)	Total Charge (\$)
	Total	Free Additional		
Transaction Fees				
INTERNET/ONLINE WDL	3.00	3.00	0.60	0.00
EFTPOS/PHONE BANKING WDL	1.00	1.00	0.60	0.00
Total Transaction Fees Charged				\$0.00

Please note: Overseas transaction fees, overseas ATM fees and non ANZ ATM operator fees not included

Please note: Your fee cycle may not always reconcile with your statement cycle. This statement date ends on 23/12/22 and the monthly fee cycle, as appears above, ended on 30/11/22.

ANZ BUSINESS ESSENTIALS STATEMENT

Account Number 3690-59571

Transaction Details

Please retain this statement for taxation purposes

Date	Transaction Details	Withdrawals (\$)	Deposits (\$)	Balance (\$)
2022				
21 OCT	OPENING BALANCE			6,948.43
26 OCT	ANZ INTERNET BANKING TRANSFER HURST PLUMBERS HURST PLUMBERS		5,000.00	11,948.43
28 OCT	DIVIDEND FROM SEVEN GROUP S00097107556		62.10	12,010.53
31 OCT	CREDIT INTEREST PAID		0.07	12,010.60
03 NOV	ANZ INTERNET BANKING BPAY CITY OF PLAYFORD {882590}	1,713.00		10,297.60
04 NOV	PAYMENT TO TAL LIFE LIMITED 1483022-C4844127	813.57		9,484.03
16 NOV	DIVIDEND FROM QPON DST 001285608606		67.29	9,551.32
21 NOV	ANZ INTERNET BANKING BPAY SA WATER {251676}	258.09		9,293.23
	TOTALS AT END OF PAGE	\$2,784.66	\$5,129.46	
	TOTALS AT END OF PERIOD	\$2,784.66	\$5,129.46	\$9,293.23

This Statement Includes

Interest earned on deposits	\$0.07
-----------------------------	--------

Fee Summary

Fees Charged for period: 01 OCT 2022 to 31 OCT 2022

Summary of ANZ Transaction Fees

	Transactions		Fee Per Transaction (\$)	Total Charge (\$)
	Total	Free Additional		
Transaction Fees				
INTERNET/ONLINE WDL	2.00	2.00	0.60	0.00
EFTPOS/PHONE BANKING WDL	9.00	9.00	0.60	0.00
Total Transaction Fees Charged				\$0.00

Please note: Overseas transaction fees, overseas ATM fees and non ANZ ATM operator fees not included

Please note: Your fee cycle may not always reconcile with your statement cycle. This statement date ends on 23/11/22 and the monthly fee cycle, as appears above, ended on 31/10/22.

ANZ BUSINESS ESSENTIALS STATEMENT

Account Number 3690-59571

Transaction Details

Please retain this statement for taxation purposes

Date	Transaction Details	Withdrawals (\$)	Deposits (\$)	Balance (\$)
2022				
23 SEP	OPENING BALANCE			9,814.24
27 SEP	ANZ INTERNET BANKING TRANSFER HURST PLUMBERS HURST PLUMBERS		4,000.00	13,814.24
28 SEP	DIVIDEND FROM AMCOR PLC DIV SEP22/00862991		100.63	13,914.87
29 SEP	ANZ INTERNET BANKING FUNDS TFER TRANSFER 935535 TO 015356901866119	5,000.00		8,914.87
30 SEP	DIVIDEND FROM EVN FNL DIV 001283864307		111.45	9,026.32
30 SEP	DIVIDEND FROM ORIGIN ENERGY S00097107556		195.53	9,221.85
30 SEP	CREDIT INTEREST PAID		0.07	9,221.92
05 OCT	DIVIDEND FROM CSL LTD DIVIDEND AUF22/01026013		75.61	9,297.53
05 OCT	PAYMENT TO TAL LIFE LIMITED 1483022-C4235033	813.57		8,483.96
05 OCT	ANZ INTERNET BANKING BPAY TAX OFFICE PAYMENT {198422}	3,259.00		5,224.96
06 OCT	DIVIDEND FROM WESFARMERS LTD FIN22/01073339		238.00	5,462.96
06 OCT	DIVIDEND FROM WOODSIDE INT22/00913408		750.18	6,213.14
07 OCT	DIVIDEND FROM RWC DIVIDEND OCT22/00805444		134.93	6,348.07
13 OCT	DIVIDEND FROM SOUTH32 DIVIDEND RAU22/01006677		260.10	6,608.17
18 OCT	DIVIDEND FROM QPON DST 001285130646		56.02	6,664.19
18 OCT	DIVIDEND FROM IFRA DST 001285243139		151.04	6,815.23
20 OCT	DIVIDEND FROM LOV FNL DIV 001285229918		133.20	6,948.43
	TOTALS AT END OF PAGE	\$9,072.57	\$6,206.76	
	TOTALS AT END OF PERIOD	\$9,072.57	\$6,206.76	\$6,948.43

This Statement Includes

Interest earned on deposits	\$0.07
-----------------------------	--------

ANZ BUSINESS ESSENTIALS STATEMENT

Account Number 3690-59571

Transaction Details

Please retain this statement for taxation purposes

Date	Transaction Details	Withdrawals (\$)	Deposits (\$)	Balance (\$)
2022				
23 AUG	OPENING BALANCE			10,753.29
25 AUG	DIVIDEND FROM GOODMAN GROUP AUG22/00822421		71.26	10,824.55
29 AUG	ANZ INTERNET BANKING FUNDS TFER TRANSFER 385350 TO 015356901866119	3,000.00		7,824.55
31 AUG	DIVIDEND FROM CHC DST 001281290302		110.12	7,934.67
31 AUG	CREDIT INTEREST PAID		0.07	7,934.74
01 SEP	TRANSFER FROM ANZ PREMIUM RPPA1/01016888		110.70	8,045.44
05 SEP	PAYMENT TO TAL LIFE LIMITED 1483022-C3647905	696.25		7,349.19
09 SEP	DIVIDEND FROM JBH DIVIDEND SEP22/00818559		368.73	7,717.92
12 SEP	DIVIDEND FROM CPU DIV SEP22/00819375		64.80	7,782.72
16 SEP	DIVIDEND FROM QPON DST 001283625413		51.50	7,834.22
16 SEP	DIVIDEND FROM ARGO INVESTMENTS S00097107556		191.08	8,025.30
21 SEP	DIVIDEND FROM SUN FINAL DIV 001280518681		78.88	8,104.18
23 SEP	DIVIDEND FROM QBE DIVIDEND FPA22/00844066		51.75	8,155.93
23 SEP	DIVIDEND FROM MINERAL RESOURCE SEP22/00814503		117.00	8,272.93
23 SEP	DIVIDEND FROM BHP GROUP DIV AF386/00440724		1,541.31	9,814.24
	TOTALS AT END OF PAGE	\$3,696.25	\$2,757.20	
	TOTALS AT END OF PERIOD	\$3,696.25	\$2,757.20	\$9,814.24

This Statement Includes

Interest earned on deposits	\$0.07
-----------------------------	--------

ANZ BUSINESS ESSENTIALS STATEMENT

Account Number 3690-59571

Transaction Details

Please retain this statement for taxation purposes

Date	Transaction Details	Withdrawals (\$)	Deposits (\$)	Balance (\$)
2022				
22 JUL	OPENING BALANCE			14,733.29
25 JUL	DIVIDEND FROM IFRA DST 001279826670		151.04	14,884.33
26 JUL	ANZ INTERNET BANKING TRANSFER HURST PLUMBERS HURST PLUMBERS		4,000.00	18,884.33
28 JUL	ANZ INTERNET BANKING BPAY CITY OF PLAYFORD {584240}	1,715.90		17,168.43
28 JUL	ANZ INTERNET BANKING FUNDS TFER TRANSFER 584906 TO 015356901866119	10,000.00		7,168.43
29 JUL	DIVIDEND FROM JAMES HARDIE IND JUL22/00814407		84.10	7,252.53
29 JUL	CREDIT INTEREST PAID		0.11	7,252.64
04 AUG	PAYMENT TO TAL LIFE LIMITED 1483022-C3047185	696.25		6,556.39
16 AUG	DIVIDEND FROM QPON DST 001280045136		45.21	6,601.60
18 AUG	ANZ INTERNET BANKING BPAY REVSA - ESL {873813}	642.75		5,958.85
22 AUG	ANZ INTERNET BANKING BPAY SA WATER {731567}	205.56		5,753.29
23 AUG	ANZ INTERNET BANKING TRANSFER HURST PLUMBERS HURST PLUMBERS		5,000.00	10,753.29
	TOTALS AT END OF PAGE	\$13,260.46	\$9,280.46	
	TOTALS AT END OF PERIOD	\$13,260.46	\$9,280.46	\$10,753.29

This Statement Includes

Interest earned on deposits	\$0.11
-----------------------------	--------

Fee Summary

Fees Charged for period: 01 JUL 2022 to 29 JUL 2022

Summary of ANZ Transaction Fees

	Transactions		Fee Per Transaction (\$)	Total Charge (\$)
	Total	Free Additional		
Transaction Fees				
INTERNET/ONLINE WDL	3.00	3.00	0.60	0.00
EFTPOS/PHONE BANKING WDL	7.00	7.00	0.60	0.00
Total Transaction Fees Charged				\$0.00

Please note: Overseas transaction fees, overseas ATM fees and non ANZ ATM operator fees not included

ANZ BUSINESS ESSENTIALS STATEMENT

Account Number 3690-59571

Transaction Details

Please retain this statement for taxation purposes

Date	Transaction Details	Withdrawals (\$)	Deposits (\$)	Balance (\$)
2022				
23 JUN	OPENING BALANCE			47,649.60
27 JUN	ANZ INTERNET BANKING TRANSFER HURST PLUMBERS HURST PLUMBERS		9,000.00	56,649.60
27 JUN	SHARE TRADE WITHDRAWAL TO CMC MARKETS STOC 21641673	39,920.79		16,728.81
30 JUN	ANZ INTERNET BANKING BPAY TAX OFFICE PAYMENT {818222}	1,996.00		14,732.81
30 JUN	CREDIT INTEREST PAID		0.25	14,733.06
01 JUL	DIVIDEND FROM ANZ DIVIDEND A073/00675773		223.20	14,956.26
04 JUL	DIVIDEND FROM MQG FNL DIV 001277545965		269.50	15,225.76
04 JUL	PAYMENT TO TAL LIFE LIMITED 1483022-C2417024	696.25		14,529.51
11 JUL	TRANSFER FROM ADELAIDE BANK INT FROM 040844949		18.70	14,548.21
13 JUL	DIVIDEND FROM IXJ PAYMENT JUL22/00807001		144.19	14,692.40
18 JUL	DIVIDEND FROM QPON DST 001279038860		40.89	14,733.29
	TOTALS AT END OF PAGE	\$42,613.04	\$9,696.73	
	TOTALS AT END OF PERIOD	\$42,613.04	\$9,696.73	\$14,733.29

This Statement Includes

Interest earned on deposits	\$0.25
-----------------------------	--------

Yearly Summary

Previous Year to 30/06/2022 (\$)

Interest earned on deposits	3.42
-----------------------------	------

ANZ BUSINESS ONLINE SAVER STATEMENT

Account Number 9018-66119

Transaction Details

Please retain this statement for taxation purposes

Date	Transaction Details	Withdrawals (\$)	Deposits (\$)	Balance (\$)
2023				
19 MAY	OPENING BALANCE			70,256.17
29 MAY	PAYMENT FROM HURST PLUMBERS		2,000.00	72,256.17
30 MAY	ANZ INTERNET BANKING FUNDS TFER TRANSFER 208064 FROM 905600641		34,200.00	106,456.17
31 MAY	CREDIT INTEREST PAID		79.08	106,535.25
15 JUN	ANZ INTERNET BANKING FUNDS TFER TRANSFER 273299 TO 015356369059571	50,000.00		56,535.25
26 JUN	PAYMENT FROM HURST PLUMBERS		1,600.00	58,135.25
30 JUN	CREDIT INTEREST PAID		90.70	58,225.95
04 JUL	ANZ INTERNET BANKING FUNDS TFER TRANSFER 479604 FROM 369059571		10,000.00	68,225.95
31 JUL	PAYMENT FROM HURST PLUMBERS		4,000.00	72,225.95
31 JUL	CREDIT INTEREST PAID		76.75	72,302.70
	TOTALS AT END OF PAGE	\$50,000.00	\$52,046.53	
	TOTALS AT END OF PERIOD	\$50,000.00	\$52,046.53	\$72,302.70

This Statement Includes

Interest earned on deposits	\$246.53
-----------------------------	----------

Yearly Summary

Previous Year to 30/06/2023 (\$)

Interest earned on deposits	491.49
-----------------------------	--------

We're introducing BPAY® daily limits in ANZ Phone Banking

We'll soon be making changes to ANZ Phone Banking to introduce a daily limit for BPAY® payments. For more information about making payments online and the different limits available, visit www.anz.com/support/make-payments

ANZ BUSINESS ONLINE SAVER STATEMENT

Account Number 9018-66119

Transaction Details

Please retain this statement for taxation purposes

Date	Transaction Details	Withdrawals (\$)	Deposits (\$)	Balance (\$)
2023				
17 FEB	OPENING BALANCE			57,291.38
27 FEB	ANZ INTERNET BANKING FUNDS TFER TRANSFER 449325 FROM 905600641		1,600.00	58,891.38
28 FEB	CREDIT INTEREST PAID		41.79	58,933.17
28 MAR	ANZ INTERNET BANKING FUNDS TFER TRANSFER 270411 FROM 369059571		8,000.00	66,933.17
29 MAR	ANZ INTERNET BANKING FUNDS TFER TRANSFER 770042 FROM 905600641		1,600.00	68,533.17
31 MAR	CREDIT INTEREST PAID		59.75	68,592.92
26 APR	PAYMENT FROM HURST PLUMBERS		1,600.00	70,192.92
28 APR	CREDIT INTEREST PAID		63.25	70,256.17
	TOTALS AT END OF PAGE	\$0.00	\$12,964.79	
	TOTALS AT END OF PERIOD	\$0.00	\$12,964.79	\$70,256.17

This Statement Includes

Interest earned on deposits	\$164.79
-----------------------------	----------

ANZ BUSINESS ONLINE SAVER STATEMENT

Account Number 9018-66119

Transaction Details

Please retain this statement for taxation purposes

Date	Transaction Details	Withdrawals (\$)	Deposits (\$)	Balance (\$)
2022				
18 NOV	OPENING BALANCE			45,978.60
30 NOV	CREDIT INTEREST PAID		32.12	46,010.72
01 DEC	PAYMENT FROM HURST PLUMBERS		1,600.00	47,610.72
30 DEC	CREDIT INTEREST PAID		36.88	47,647.60
2023				
09 JAN	PAYMENT FROM HURST PLUMBERS		1,600.00	49,247.60
11 JAN	ANZ INTERNET BANKING FUNDS TFER TRANSFER 712677 FROM 369059571		6,000.00	55,247.60
30 JAN	PAYMENT FROM HURST PLUMBERS		2,000.00	57,247.60
31 JAN	CREDIT INTEREST PAID		43.78	57,291.38
TOTALS AT END OF PAGE		\$0.00	\$11,312.78	
TOTALS AT END OF PERIOD		\$0.00	\$11,312.78	\$57,291.38

This Statement Includes

Interest earned on deposits	\$112.78
-----------------------------	----------

ANZ BUSINESS ONLINE SAVER STATEMENT

Account Number 9018-66119

Transaction Details

Please retain this statement for taxation purposes

Date	Transaction Details	Withdrawals (\$)	Deposits (\$)	Balance (\$)
2022				
19 AUG	OPENING BALANCE			32,336.98
29 AUG	ANZ INTERNET BANKING FUNDS TFER TRANSFER 385350 FROM 369059571		3,000.00	35,336.98
31 AUG	PAYMENT FROM HURST PLUMBERS		2,000.00	37,336.98
31 AUG	CREDIT INTEREST PAID		7.50	37,344.48
28 SEP	PAYMENT FROM HURST PLUMBERS		1,600.00	38,944.48
29 SEP	ANZ INTERNET BANKING FUNDS TFER TRANSFER 935535 FROM 369059571		5,000.00	43,944.48
30 SEP	CREDIT INTEREST PAID		10.82	43,955.30
31 OCT	PAYMENT FROM HURST PLUMBERS		2,000.00	45,955.30
31 OCT	CREDIT INTEREST PAID		23.30	45,978.60
	TOTALS AT END OF PAGE	\$0.00	\$13,641.62	
	TOTALS AT END OF PERIOD	\$0.00	\$13,641.62	\$45,978.60

This Statement Includes

Interest earned on deposits	\$41.62
-----------------------------	---------

ANZ BUSINESS ONLINE SAVER STATEMENT

Account Number 9018-66119

Transaction Details

Please retain this statement for taxation purposes

Date	Transaction Details	Withdrawals (\$)	Deposits (\$)	Balance (\$)
2022				
19 MAY	OPENING BALANCE			53,333.24
30 MAY	PAYMENT FROM HURST PLUMBERS		2,400.00	55,733.24
31 MAY	PAYMENT FROM HURST PLUMBERS		33,400.00	89,133.24
31 MAY	CREDIT INTEREST PAID		0.47	89,133.71
10 JUN	ANZ M-BANKING FUNDS TFER TRANSFER 802626 TO 015356369059571	40,000.00		49,133.71
23 JUN	ANZ INTERNET BANKING FUNDS TFER TRANSFER 211279 TO 015356369059571	30,000.00		19,133.71
27 JUN	PAYMENT FROM HURST PLUMBERS		1,600.00	20,733.71
30 JUN	CREDIT INTEREST PAID		0.75	20,734.46
27 JUL	PAYMENT FROM HURST PLUMBERS		1,600.00	22,334.46
28 JUL	ANZ INTERNET BANKING FUNDS TFER TRANSFER 584906 FROM 369059571		10,000.00	32,334.46
29 JUL	CREDIT INTEREST PAID		2.52	32,336.98
	TOTALS AT END OF PAGE	\$70,000.00	\$49,003.74	
	TOTALS AT END OF PERIOD	\$70,000.00	\$49,003.74	\$32,336.98

This Statement Includes

Interest earned on deposits	\$3.74
-----------------------------	--------

Yearly Summary

Previous Year to 30/06/2022 (\$)

Interest earned on deposits	8.26
-----------------------------	------

Transaction details - cash account

Date	Type	Description	Amount	Balance
20/03/2023	Administration fees	Administration fee	\$(104.52)	\$2,421.74
20/03/2023	Adviser fees	Client advice fee - ongoing	\$(410.00)	\$2,011.74
01/04/2023	Distribution	CASHACCT - Cash Account	\$7.48	\$2,019.22
05/04/2023	Distribution	SCH0028 - Schroder Fixed Income Fund (W)	\$79.67	\$2,098.89
05/04/2023	Distribution	ETL0016 - PIMCO Diversified Fixed Interest Fund — Wholesale Class	\$144.64	\$2,243.53
11/04/2023	Distribution	VAN0003 - Vanguard International Shares Index Fund	\$498.17	\$2,741.70
11/04/2023	Distribution	VAN0002 - Vanguard Australian Shares Index Fund (W)	\$170.66	\$2,912.36
12/04/2023	Distribution	HOW0098 - Ardea Real Outcome Fund	\$128.89	\$3,041.25
13/04/2023	Distribution	MAQ0432 - Macquarie International Infrastructure Securities Fund (Hedged)	\$148.61	\$3,189.86
18/04/2023	Distribution	CIM0006 - Capital Group New Perspective Fund (AU)	\$92.38	\$3,282.24
20/04/2023	Administration fees	Account fee	\$(7.58)	\$3,274.66
20/04/2023	Administration fees	Administration fee	\$(107.99)	\$3,166.67
20/04/2023	Adviser fees	Client advice fee - ongoing	\$(410.00)	\$2,756.67
20/04/2023	Distribution	IOF0081 - Resolution Capital Global Property Securities Fund (Hedged) Series II	\$264.96	\$3,021.63
01/05/2023	Distribution	CASHACCT - Cash Account	\$8.55	\$3,030.18
20/05/2023	Administration fees	Account fee	\$(7.58)	\$3,022.60
20/05/2023	Administration fees	Administration fee	\$(108.70)	\$2,913.90
20/05/2023	Adviser fees	Client advice fee - ongoing	\$(410.00)	\$2,503.90
01/06/2023	Distribution	CASHACCT - Cash Account	\$9.60	\$2,513.50
20/06/2023	Administration fees	Account fee	\$(7.58)	\$2,505.92
20/06/2023	Administration fees	Administration fee	\$(109.01)	\$2,396.91
20/06/2023	Adviser fees	Client advice fee - ongoing	\$(427.08)	\$1,969.83
Closing value as at 30 June 2023				\$1,969.83

Transaction details - cash account

Date	Type	Description	Amount	Balance
13/01/2023	Switch	HLR0001 - Experts' Choice Diversified Interest Income Fund: 40.00 units @ 0.731290	\$(29.25)	\$3,489.76
13/01/2023	Switch	VAN0002 - Vanguard Australian Shares Index Fund (W): 11.62 units @ 2.517200	\$(29.25)	\$3,460.51
13/01/2023	Switch	ETL0016 - PIMCO Diversified Fixed Interest Fund — Wholesale Class: 46.39 units @ 0.882800	\$(40.95)	\$3,419.56
13/01/2023	Switch	IOF0081 - Resolution Capital Global Property Securities Fund (Hedged) Series II: 48.54 units @ 1.084600	\$(52.65)	\$3,366.91
13/01/2023	Switch	FSF1675 - Stewart Investors Worldwide Sustainability Fund: 42.33 units @ 1.243700	\$(52.65)	\$3,314.26
13/01/2023	Switch	VAN0003 - Vanguard International Shares Index Fund: 24.35 units @ 2.642400	\$(64.35)	\$3,249.91
13/01/2023	Switch	LAZ0014 - Lazard Global Listed Infrastructure Fund: 51.45 units @ 1.364400	\$(70.20)	\$3,179.71
13/01/2023	Switch	HLR0006 - Experts' Choice International Shares Fund: 119.90 units @ 0.682882	\$(81.88)	\$3,097.83
16/01/2023	Distribution	IOF0081 - Resolution Capital Global Property Securities Fund (Hedged) Series II	\$187.25	\$3,285.08
17/01/2023	Distribution	CIM0006 - Capital Group New Perspective Fund (AU)	\$56.55	\$3,341.63
18/01/2023	Distribution	MGE0002 - Magellan Infrastructure Fund	\$222.05	\$3,563.68
20/01/2023	Administration fees	Account fee	\$(7.58)	\$3,556.10
20/01/2023	Administration fees	Administration fee	\$(104.83)	\$3,451.27
20/01/2023	Adviser fees	Client advice fee - ongoing	\$(410.00)	\$3,041.27
01/02/2023	Distribution	CASHACCT - Cash Account	\$8.79	\$3,050.06
20/02/2023	Administration fees	Account fee	\$(7.58)	\$3,042.48
20/02/2023	Administration fees	Administration fee	\$(106.30)	\$2,936.18
20/02/2023	Adviser fees	Client advice fee - ongoing	\$(410.00)	\$2,526.18
01/03/2023	Distribution	CASHACCT - Cash Account	\$7.66	\$2,533.84
20/03/2023	Administration fees	Account fee	\$(7.58)	\$2,526.26

Transaction details - cash account

Date	Type	Description	Amount	Balance
12/01/2023	Switch	VAN0002 - Vanguard Australian Shares Index Fund (W): 16.53 units @ 2.501200	\$(41.34)	\$4,097.55
12/01/2023	Switch	ETL0016 - PIMCO Diversified Fixed Interest Fund — Wholesale Class: 65.60 units @ 0.882200	\$(57.87)	\$4,039.68
12/01/2023	Switch	IOF0081 - Resolution Capital Global Property Securities Fund (Hedged) Series II: 68.11 units @ 1.092500	\$(74.41)	\$3,965.27
12/01/2023	Switch	FSF1675 - Stewart Investors Worldwide Sustainability Fund: 60.11 units @ 1.237800	\$(74.41)	\$3,890.86
12/01/2023	Switch	VAN0003 - Vanguard International Shares Index Fund: 34.48 units @ 2.637200	\$(90.94)	\$3,799.92
12/01/2023	Switch	LAZ0014 - Lazard Global Listed Infrastructure Fund: 72.68 units @ 1.365100	\$(99.21)	\$3,700.71
12/01/2023	Switch	HLR0006 - Experts' Choice International Shares Fund: 170.12 units @ 0.680281	\$(115.73)	\$3,584.98
12/01/2023	Distribution	HLR0006 - Experts' Choice International Shares Fund	\$12.13	\$3,597.11
12/01/2023	Distribution	HLR0001 - Experts' Choice Diversified Interest Income Fund	\$85.70	\$3,682.81
13/01/2023	Switch	HOW0098 - Ardea Real Outcome Fund: 54.78 units @ 0.854300	\$(46.80)	\$3,636.01
13/01/2023	Switch	CIM0006 - Capital Group New Perspective Fund (AU): 29.68 units @ 1.774100	\$(52.65)	\$3,583.36
13/01/2023	Switch	SCH0028 - Schroder Fixed Income Fund (W): 5.71 units @ 1.024100	\$(5.85)	\$3,577.51
13/01/2023	Switch	MGE0002 - Magellan Infrastructure Fund: 8.91 units @ 1.312600	\$(11.70)	\$3,565.81
13/01/2023	Switch	AMP1595 - Macquarie Global Infrastructure Securities Fund (Hedged) - Class A Units: 12.00 units @ 1.949400	\$(23.40)	\$3,542.41
13/01/2023	Switch	MAQ0432 - Macquarie International Infrastructure Securities Fund (Hedged): 21.02 units @ 1.113399	\$(23.40)	\$3,519.01

Transaction details - cash account

Date	Type	Description	Amount	Balance
05/01/2023	Distribution	FSF1675 - Stewart Investors Worldwide Sustainability Fund	\$84.18	\$2,516.64
05/01/2023	Distribution	ETL0016 - PIMCO Diversified Fixed Interest Fund — Wholesale Class	\$140.32	\$2,656.96
06/01/2023	Distribution	LAZ0014 - Lazard Global Listed Infrastructure Fund	\$729.80	\$3,386.76
06/01/2023	Distribution	SCH0028 - Schroder Fixed Income Fund (W)	\$76.61	\$3,463.37
09/01/2023	Distribution	VAN0003 - Vanguard International Shares Index Fund	\$365.96	\$3,829.33
09/01/2023	Distribution	VAN0002 - Vanguard Australian Shares Index Fund (W)	\$221.45	\$4,050.78
10/01/2023	Distribution	HOW0098 - Ardea Real Outcome Fund	\$212.73	\$4,263.51
11/01/2023	Distribution	MAQ0432 - Macquarie International Infrastructure Securities Fund (Hedged)	\$148.22	\$4,411.73
12/01/2023	Switch	HOW0098 - Ardea Real Outcome Fund: 77.66 units @ 0.851700	\$(66.14)	\$4,345.59
12/01/2023	Switch	CIM0006 - Capital Group New Perspective Fund (AU): 42.21 units @ 1.762800	\$(74.41)	\$4,271.18
12/01/2023	Switch	SCH0028 - Schroder Fixed Income Fund (W): 8.08 units @ 1.023600	\$(8.27)	\$4,262.91
12/01/2023	Switch	MGE0002 - Magellan Infrastructure Fund: 12.60 units @ 1.312900	\$(16.54)	\$4,246.37
12/01/2023	Switch	AMP1595 - Macquarie Global Infrastructure Securities Fund (Hedged) - Class A Units: 16.97 units @ 1.949153	\$(33.07)	\$4,213.30
12/01/2023	Switch	MAQ0432 - Macquarie International Infrastructure Securities Fund (Hedged): 29.73 units @ 1.112498	\$(33.07)	\$4,180.23
12/01/2023	Switch	HLR0001 - Experts' Choice Diversified Interest Income Fund: 56.51 units @ 0.731589	\$(41.34)	\$4,138.89

Transaction details - cash account

Date	Type	Description	Amount	Balance
01/10/2022	Distribution	CASHACCT - Cash Account	\$4.43	\$1,970.24
05/10/2022	Distribution	ETL0016 - PIMCO Diversified Fixed Interest Fund — Wholesale Class	\$138.41	\$2,108.65
06/10/2022	Distribution	SCH0028 - Schroder Fixed Income Fund (W)	\$36.35	\$2,145.00
06/10/2022	Distribution	LAZ0014 - Lazard Global Listed Infrastructure Fund	\$417.30	\$2,562.30
07/10/2022	Distribution	VAN0002 - Vanguard Australian Shares Index Fund (W)	\$446.95	\$3,009.25
07/10/2022	Distribution	VAN0003 - Vanguard International Shares Index Fund	\$250.61	\$3,259.86
07/10/2022	Distribution	HOW0098 - Ardea Real Outcome Fund	\$211.31	\$3,471.17
12/10/2022	Distribution	MAQ0432 - Macquarie International Infrastructure Securities Fund (Hedged)	\$148.22	\$3,619.39
17/10/2022	Distribution	CIM0006 - Capital Group New Perspective Fund (AU)	\$89.58	\$3,708.97
19/10/2022	Distribution	IOF0081 - Resolution Capital Global Property Securities Fund (Hedged) Series II	\$259.50	\$3,968.47
20/10/2022	Administration fees	Account fee	\$(7.58)	\$3,960.89
20/10/2022	Administration fees	Administration fee	\$(98.62)	\$3,862.27
20/10/2022	Adviser fees	Client advice fee - ongoing	\$(410.00)	\$3,452.27
01/11/2022	Distribution	CASHACCT - Cash Account	\$7.44	\$3,459.71
20/11/2022	Administration fees	Account fee	\$(7.58)	\$3,452.13
20/11/2022	Administration fees	Administration fee	\$(103.51)	\$3,348.62
20/11/2022	Adviser fees	Client advice fee - ongoing	\$(410.00)	\$2,938.62
01/12/2022	Distribution	CASHACCT - Cash Account	\$8.42	\$2,947.04
20/12/2022	Administration fees	Account fee	\$(7.58)	\$2,939.46
20/12/2022	Administration fees	Administration fee	\$(104.10)	\$2,835.36
20/12/2022	Adviser fees	Client advice fee - ongoing	\$(410.00)	\$2,425.36
01/01/2023	Distribution	CASHACCT - Cash Account	\$7.10	\$2,432.46

Transaction details - cash account

Date	Type	Description	Amount	Balance
25/07/2022	Switch	SCH0028 - Schroder Fixed Income Fund (W): 9.14 units @ 1.034700	\$(9.46)	\$3,775.48
25/07/2022	Switch	MGE0002 - Magellan Infrastructure Fund: 13.97 units @ 1.353500	\$(18.91)	\$3,756.57
25/07/2022	Switch	AMP1595 - Macquarie Global Infrastructure Securities Fund (Hedged) - Class A Units: 19.82 units @ 1.908398	\$(37.83)	\$3,718.74
25/07/2022	Switch	MAQ0432 - Macquarie International Infrastructure Securities Fund (Hedged): 35.65 units @ 1.061199	\$(37.83)	\$3,680.91
25/07/2022	Switch	HLR0001 - Experts' Choice Diversified Interest Income Fund: 64.30 units @ 0.735420	\$(47.29)	\$3,633.62
25/07/2022	Switch	VAN0002 - Vanguard Australian Shares Index Fund (W): 20.20 units @ 2.341300	\$(47.29)	\$3,586.33
25/07/2022	Switch	ETL0016 - PIMCO Wholesale Diversified Fixed Interest Fund: 74.07 units @ 0.893800	\$(66.20)	\$3,520.13
25/07/2022	Switch	IOF0081 - Resolution Capital Global Property Securities Fund (Hedged) Series II: 71.65 units @ 1.187900	\$(85.11)	\$3,435.02
25/07/2022	Switch	FSF1675 - Stewart Investors Worldwide Sustainability Fund: 71.61 units @ 1.188500	\$(85.11)	\$3,349.91
25/07/2022	Switch	VAN0003 - Vanguard International Shares Index Fund: 40.39 units @ 2.575800	\$(104.03)	\$3,245.88
25/07/2022	Switch	LAZ0014 - Lazard Global Infrastructure Fund: 83.42 units @ 1.360500	\$(113.49)	\$3,132.39
25/07/2022	Switch	HLR0006 - Experts' Choice International Shares Fund: 202.00 units @ 0.655390	\$(132.39)	\$3,000.00
01/08/2022	Distribution	CASHACCT - Cash Account	\$6.72	\$3,006.72
20/08/2022	Administration fees	Account fee	\$(7.58)	\$2,999.14
20/08/2022	Administration fees	Administration fee	\$(107.89)	\$2,891.25
20/08/2022	Adviser fees	Client advice fee - ongoing	\$(410.00)	\$2,481.25
01/09/2022	Distribution	CASHACCT - Cash Account	\$4.49	\$2,485.74
20/09/2022	Administration fees	Account fee	\$(7.58)	\$2,478.16
20/09/2022	Administration fees	Administration fee	\$(102.35)	\$2,375.81
20/09/2022	Adviser fees	Client advice fee - ongoing	\$(410.00)	\$1,965.81

Transaction details - cash account

Date	Type	Description	Amount	Balance
22/07/2022	Switch	HOW0098 - Ardea Real Outcome Fund: 266.25 units @ 0.866300	\$(230.65)	\$6,598.21
22/07/2022	Switch	CIM0006 - Capital Group New Perspective Fund (AU): 149.90 units @ 1.731000	\$(259.48)	\$6,338.73
22/07/2022	Switch	SCH0028 - Schroder Fixed Income Fund (W): 28.00 units @ 1.029800	\$(28.83)	\$6,309.90
22/07/2022	Switch	MGE0002 - Magellan Infrastructure Fund: 42.83 units @ 1.346400	\$(57.66)	\$6,252.24
22/07/2022	Switch	AMP1595 - Macquarie Global Infrastructure Securities Fund (Hedged) - Class A Units: 60.89 units @ 1.893998	\$(115.33)	\$6,136.91
22/07/2022	Switch	MAQ0432 - Macquarie International Infrastructure Securities Fund (Hedged): 109.71 units @ 1.051199	\$(115.33)	\$6,021.58
22/07/2022	Switch	HLR0001 - Experts' Choice Diversified Interest Income Fund: 196.69 units @ 0.732920	\$(144.16)	\$5,877.42
22/07/2022	Switch	VAN0002 - Vanguard Australian Shares Index Fund (W): 61.52 units @ 2.343300	\$(144.16)	\$5,733.26
22/07/2022	Switch	ETL0016 - PIMCO Wholesale Diversified Fixed Interest Fund: 226.48 units @ 0.891100	\$(201.82)	\$5,531.44
22/07/2022	Switch	IOF0081 - Resolution Capital Global Property Securities Fund (Hedged) Series II: 218.86 units @ 1.185600	\$(259.48)	\$5,271.96
22/07/2022	Switch	FSF1675 - Stewart Investors Worldwide Sustainability Fund: 216.83 units @ 1.196700	\$(259.48)	\$5,012.48
22/07/2022	Switch	VAN0003 - Vanguard International Shares Index Fund: 123.42 units @ 2.569600	\$(317.15)	\$4,695.33
22/07/2022	Switch	LAZ0014 - Lazard Global Infrastructure Fund: 254.42 units @ 1.359900	\$(345.98)	\$4,349.35
22/07/2022	Switch	HLR0006 - Experts' Choice International Shares Fund: 619.72 units @ 0.651330	\$(403.64)	\$3,945.71
25/07/2022	Switch	HOW0098 - Ardea Real Outcome Fund: 87.71 units @ 0.862600	\$(75.66)	\$3,870.05
25/07/2022	Switch	CIM0006 - Capital Group New Perspective Fund (AU): 49.42 units @ 1.722200	\$(85.11)	\$3,784.94

Transaction details - cash account

Date	Type	Description	Amount	Balance
19/07/2022	Switch	CIM0006 - Capital Group New Perspective Fund (AU): 530.67 units @ 1.719800	\$(912.64)	\$15,554.06
19/07/2022	Switch	SCH0028 - Schroder Fixed Income Fund (W): 98.93 units @ 1.025000	\$(101.40)	\$15,452.66
19/07/2022	Switch	MGE0002 - Magellan Infrastructure Fund: 150.99 units @ 1.343200	\$(202.81)	\$15,249.85
19/07/2022	Switch	AMP1595 - Macquarie Global Infrastructure Securities Fund (Hedged) - Class A Units: 214.58 units @ 1.890298	\$(405.62)	\$14,844.23
19/07/2022	Switch	MAQ0432 - Macquarie International Infrastructure Securities Fund (Hedged): 385.50 units @ 1.052200	\$(405.62)	\$14,438.61
19/07/2022	Switch	HLR0001 - Experts' Choice Diversified Interest Income Fund: 695.51 units @ 0.728990	\$(507.02)	\$13,931.59
19/07/2022	Switch	VAN0002 - Vanguard Australian Shares Index Fund (W): 221.02 units @ 2.294000	\$(507.02)	\$13,424.57
19/07/2022	Switch	ETL0016 - PIMCO Wholesale Diversified Fixed Interest Fund: 801.98 units @ 0.885100	\$(709.83)	\$12,714.74
19/07/2022	Switch	IOF0081 - Resolution Capital Global Property Securities Fund (Hedged) Series II: 782.98 units @ 1.165600	\$(912.64)	\$11,802.10
19/07/2022	Switch	FSF1675 - Stewart Investors Worldwide Sustainability Fund: 779.90 units @ 1.170200	\$(912.64)	\$10,889.46
19/07/2022	Switch	VAN0003 - Vanguard International Shares Index Fund: 434.01 units @ 2.570100	\$(1,115.45)	\$9,774.01
19/07/2022	Switch	LAZ0014 - Lazard Global Infrastructure Fund: 896.13 units @ 1.357900	\$(1,216.85)	\$8,557.16
19/07/2022	Switch	HLR0006 - Experts' Choice International Shares Fund: 2,170.63 units @ 0.654030	\$(1,419.66)	\$7,137.50
20/07/2022	Administration fees	Account fee	\$(7.58)	\$7,129.92
20/07/2022	Administration fees	Administration fee	\$(101.15)	\$7,028.77
20/07/2022	Adviser fees	Client advice fee - ongoing	\$(410.00)	\$6,618.77
21/07/2022	Distribution	MGE0002 - Magellan Infrastructure Fund	\$210.09	\$6,828.86

Transaction details - cash account

Date	Type	Description	Amount	Balance
18/07/2022	Switch	CIM0006 - Capital Group New Perspective Fund (AU): 91.03 units @ 1.696600	\$(154.44)	\$15,372.74
18/07/2022	Switch	SCH0028 - Schroder Fixed Income Fund (W): 16.66 units @ 1.030300	\$(17.16)	\$15,355.58
18/07/2022	Switch	MGE0002 - Magellan Infrastructure Fund: 25.80 units @ 1.330400	\$(34.32)	\$15,321.26
18/07/2022	Switch	AMP1595 - Macquarie Global Infrastructure Securities Fund (Hedged) - Class A Units: 36.68 units @ 1.871300	\$(68.64)	\$15,252.62
18/07/2022	Switch	MAQ0432 - Macquarie International Infrastructure Securities Fund (Hedged): 65.72 units @ 1.044500	\$(68.64)	\$15,183.98
18/07/2022	Switch	HLR0001 - Experts' Choice Diversified Interest Income Fund: 117.29 units @ 0.731510	\$(85.80)	\$15,098.18
18/07/2022	Switch	VAN0002 - Vanguard Australian Shares Index Fund (W): 37.20 units @ 2.306700	\$(85.80)	\$15,012.38
18/07/2022	Switch	ETL0016 - PIMCO Wholesale Diversified Fixed Interest Fund: 135.36 units @ 0.887400	\$(120.12)	\$14,892.26
18/07/2022	Switch	IOF0081 - Resolution Capital Global Property Securities Fund (Hedged) Series II: 134.69 units @ 1.146600	\$(154.44)	\$14,737.82
18/07/2022	Switch	FSF1675 - Stewart Investors Worldwide Sustainability Fund: 132.53 units @ 1.165300	\$(154.44)	\$14,583.38
18/07/2022	Switch	VAN0003 - Vanguard International Shares Index Fund: 74.61 units @ 2.529800	\$(188.76)	\$14,394.62
18/07/2022	Switch	LAZ0014 - Lazard Global Infrastructure Fund: 153.43 units @ 1.342100	\$(205.92)	\$14,188.70
18/07/2022	Switch	HLR0006 - Experts' Choice International Shares Fund: 374.03 units @ 0.642221	\$(240.21)	\$13,948.49
18/07/2022	Distribution	FSF1675 - Stewart Investors Worldwide Sustainability Fund	\$3,329.44	\$17,277.93
19/07/2022	Switch	HOW0098 - Ardea Real Outcome Fund: 932.98 units @ 0.869500	\$(811.23)	\$16,466.70

Transaction details - cash account

Date	Type	Description	Amount	Balance
13/07/2022	Switch	MGE0002 - Magellan Infrastructure Fund: 128.96 units @ 1.328700	\$(171.35)	\$16,270.08
13/07/2022	Switch	AMP1595 - Macquarie Global Infrastructure Securities Fund (Hedged) - Class A Units: 184.34 units @ 1.859100	\$(342.71)	\$15,927.37
13/07/2022	Switch	MAQ0432 - Macquarie International Infrastructure Securities Fund (Hedged): 330.00 units @ 1.038500	\$(342.71)	\$15,584.66
13/07/2022	Switch	HLR0001 - Experts' Choice Diversified Interest Income Fund: 584.05 units @ 0.733460	\$(428.38)	\$15,156.28
13/07/2022	Switch	VAN0002 - Vanguard Australian Shares Index Fund (W): 187.73 units @ 2.281900	\$(428.38)	\$14,727.90
13/07/2022	Switch	ETL0016 - PIMCO Wholesale Diversified Fixed Interest Fund: 674.38 units @ 0.889300	\$(599.73)	\$14,128.17
13/07/2022	Switch	IOF0081 - Resolution Capital Global Property Securities Fund (Hedged) Series II: 673.15 units @ 1.145500	\$(771.09)	\$13,357.08
13/07/2022	Switch	FSF1675 - Stewart Investors Worldwide Sustainability Fund: 663.30 units @ 1.162500	\$(771.09)	\$12,585.99
13/07/2022	Switch	VAN0003 - Vanguard International Shares Index Fund: 372.65 units @ 2.529000	\$(942.44)	\$11,643.55
13/07/2022	Switch	LAZ0014 - Lazard Global Infrastructure Fund: 772.91 units @ 1.330200	\$(1,028.12)	\$10,615.43
13/07/2022	Switch	HLR0006 - Experts' Choice International Shares Fund: 1,867.57 units @ 0.642250	\$(1,199.45)	\$9,415.98
14/07/2022	Distribution	CIM0006 - Capital Group New Perspective Fund (AU)	\$1,715.97	\$11,131.95
15/07/2022	Distribution	LAZ0014 - Lazard Global Listed Infrastructure Fund	\$3,796.89	\$14,928.84
15/07/2022	Distribution	IOF0081 - Resolution Capital Global Property Securities Fund (Hedged) Series II	\$735.62	\$15,664.46
18/07/2022	Switch	HOW0098 - Ardea Real Outcome Fund: 158.23 units @ 0.867600	\$(137.28)	\$15,527.18

Transaction details - cash account

Date	Type	Description	Amount	Balance
Opening value as at 1 July 2022				\$566.03
01/07/2022	Distribution	CASHACCT - Cash Account	\$0.13	\$566.16
07/07/2022	Distribution	VAN0002 - Vanguard Australian Shares Index Fund (W)	\$770.23	\$1,336.39
07/07/2022	Distribution	SCH0028 - Schroder Fixed Income Fund (W)	\$35.78	\$1,372.17
07/07/2022	Distribution	VAN0003 - Vanguard International Shares Index Fund	\$1,297.10	\$2,669.27
08/07/2022	General Adjustment	Capital gains - discounted	\$369.03	\$3,038.30
08/07/2022	General Adjustment	Interest	\$9.43	\$3,047.73
08/07/2022	Distribution	HLR0001 - Experts' Choice Diversified Interest Income Fund	\$25.84	\$3,073.57
08/07/2022	Distribution	HLR0006 - Experts' Choice International Shares Fund	\$4,609.64	\$7,683.21
08/07/2022	Distribution	ETL0016 - PIMCO Diversified Fixed Interest Fund — Wholesale Class	\$134.90	\$7,818.11
08/07/2022	General Adjustment	Capital gains - discounted	\$54.44	\$7,872.55
08/07/2022	General Adjustment	Interest	\$18.00	\$7,890.55
11/07/2022	Distribution	AMP1595 - Macquarie Global Infrastructure Securities Fund (Hedged) - Class A Units	\$3,749.52	\$11,640.07
11/07/2022	Distribution	MAQ0432 - Macquarie International Infrastructure Securities Fund (Hedged)	\$3,629.97	\$15,270.04
12/07/2022	Distribution	HOW0098 - Ardea Real Outcome Fund	\$2,713.57	\$17,983.61
13/07/2022	Switch	HOW0098 - Ardea Real Outcome Fund: 788.92 units @ 0.868800	\$(685.41)	\$17,298.20
13/07/2022	Switch	CIM0006 - Capital Group New Perspective Fund (AU): 455.35 units @ 1.693400	\$(771.09)	\$16,527.11
13/07/2022	Switch	SCH0028 - Schroder Fixed Income Fund (W): 82.85 units @ 1.034100	\$(85.68)	\$16,441.43

60800 - Term Deposits

2023 Financial Year

Preparer Kelly Fu

Reviewer Kelly Fu

Status Completed

Account Code	Description	CY Balance	LY Balance	Change
ADLTD4949	Adelaide Bank Money Market ***4949	\$15,000.00	\$15,000.00	0%
TOTAL		CY Balance	LY Balance	
		\$15,000.00	\$15,000.00	

Supporting Documents

- General Ledger [Report](#)
- 60800 - Adelaide Bank stmnts 2023.pdf

External URLs

No External URLs

Standard Checklist

- Attach Copies of Statements and Interest slips
- Ensure all Transactions have been entered

R & L Hurst Superannuation Fund

General Ledger

As at 30 June 2023

Transaction Date	Description	Units	Debit	Credit	Balance \$
Term Deposits (60800)					
Adelaide Bank Money Market ***4949 (ADLTD4949)					
01/07/2022	Opening Balance				15,000.00 DR
02/07/2022	CREDIT INTEREST		18.70		15,018.70 DR
02/07/2022	TRANSFER OF FUNDS 015-356 369059571 [TRANSFER FROM ADELAIDE BANK INT FROM 040844949]			18.70	15,000.00 DR
09/01/2023	CREDIT INTEREST		112.19		15,112.19 DR
09/01/2023	TRANSFER OF FUNDS 015-356 369059571 [TRANSFER FROM ADELAIDE BANK INT FROM 040844949]			112.19	15,000.00 DR
			130.89	130.89	15,000.00 DR

Total Debits: 130.89

Total Credits: 130.89



Bendigo and Adelaide Bank Limited
ABN 11 068 049 178 AFSL/ACL 237879
80 Grenfell Street, Adelaide GPO Box 1048, Adelaide SA 5001
Telephone: 1800 224 124 Website: www.adelaidebank.com.au

010000 MM 046/00326



MR R M & MRS L A HURST ATF
R & L HURST SUPER FUND
40 PATERNOSTER ROAD
REID SA 5118


Money Market Statement

Statement Details

Statement Period	from	10 Jan 2023
	to	10 Jul 2023
Customer Number	0032311912	
Account ID	TT02	
BSB	610-101	
Account Number	040844949	

Adelaide Bank Term Deposits

Your investment. Your Choice.



Account Summary

Opening Balance	\$15,000.00
Credits	\$243.08
Debits	\$243.08
Closing Balance	\$15,000.00

Current Financial Year

Total Interest Credited	\$243.08
-------------------------	----------

Date	Description	Rates	Days	Debits	Credits	Balance
10JAN23	BROUGHT FORWARD 6MTH INT MATURITY MATURES 10/07/23 TERM 182 DAYS	3.250	181			\$15,000.00
10JUL23	CREDIT INTEREST				243.08	15,243.08
10JUL23	TRANSFER OF FUNDS 015-356 369059571			243.08		15,000.00
10JUL23	ACCOUNT REINVESTED 6MTH INT MATURITY MATURES 08/01/24 TERM 182 DAYS	3.250				15,000.00

Please note that you have a 7 days grace period starting from the day after your initial investment or rollover to make any changes to your account without incurring an interest rate reduction. The grace period ends on 17 July 2023.

Should you wish to withdraw your funds after the 7 days grace period your funds will be available 31 days after you request the withdrawal, with the exception of proven hardship. Please note that your funds will not be held past the maturity date and will be subject to an interest rate reduction.

...continued overleaf



Bendigo and Adelaide Bank Limited
 ABN 11 068 049 178 AFSL/ACL 237879
 80 Grenfell Street, Adelaide GPO Box 1048, Adelaide SA 5001
 Telephone: 1800 224 124 Website: www.adelaidebank.com.au

Statement Details

Statement Period	from	12 Jul 2022
	to	09 Jan 2023
Customer Number		0032311912
Account ID		TT02
BSB		610-101
Account Number		040844949

010000 MM 046/00257



MR R M & MRS L A HURST ATF
 R & L HURST SUPER FUND
 40 PATERNOSTER ROAD
 REID SA 5118

Adelaide Bank Term Deposits

Your investment. Your Choice.



Account Summary

Opening Balance	\$15,000.00
Credits	\$112.19
Debits	\$112.19
Closing Balance	\$15,000.00

Current Financial Year

Total Interest Credited	\$130.89
-------------------------	----------

Date	Description	Rates	Days	Debits	Credits	Balance
12JUL22	BROUGHT FORWARD 6MTH INT MATURITY	1.500	181			\$15,000.00
	MATURES 09/01/23 TERM 182 DAYS					
09JAN23	CREDIT INTEREST				112.19	15,112.19
09JAN23	TRANSFER OF FUNDS 015-356 369059571			112.19		15,000.00
09JAN23	ACCOUNT REINVESTED 6MTH INT MATURITY	3.250				15,000.00
	MATURES 10/07/23 TERM 182 DAYS					

Please note that you have a 7 days grace period starting from the day after your initial investment or rollover to make any changes to your account without incurring an interest rate reduction. The grace period ends on 16 January 2023.

Should you wish to withdraw your funds after the 7 days grace period your funds will be available 31 days after you request the withdrawal, with the exception of proven hardship. Please note that your funds will not be held past the maturity date and will be subject to an interest rate reduction.

...continued overleaf

Bendigo and Adelaide Bank Limited
 ABN 11 068 049 178 AFSL/ACL 237879
 80 Grenfell Street, Adelaide GPO Box 1048, Adelaide SA 5001
 Telephone: 1800 224 124 Website: www.adelaidebank.com.au

Statement Details

Statement Period	from	11 Jan 2022
	to	11 Jul 2022
Customer Number		0032311912
Account ID		TT02
BSB		610-101
Account Number		040844949

010000 MM 046/00283



MR R M & MRS L A HURST ATF
 R & L HURST SUPER FUND
 40 PATERNOSTER ROAD
 REID SA 5118

Adelaide Bank Term Deposits
Your investment. Your Choice.

Account Summary

Opening Balance	\$15,000.00
Credits	\$18.70
Debits	\$18.70
Closing Balance	\$15,000.00

Current Financial Year

Total Interest Credited	\$18.70
-------------------------	---------

Date	Description	Rates	Days	Debits	Credits	Balance
11JAN22	BROUGHT FORWARD 6MTH INT MATURITY MATURES 11/07/22 TERM 182 DAYS	0.250	181			\$15,000.00
11JUL22	CREDIT INTEREST				18.70	15,018.70
11JUL22	TRANSFER OF FUNDS 015-356 369059571			18.70		15,000.00
11JUL22	ACCOUNT REINVESTED 6MTH INT MATURITY MATURES 09/01/23 TERM 182 DAYS	1.500				15,000.00

Please note that you have a 7 days grace period starting from the day after your initial investment or rollover to make any changes to your account without incurring an interest rate reduction. The grace period ends on 18 July 2022.

Should you wish to withdraw your funds after the 7 days grace period your funds will be available 31 days after you request the withdrawal, with the exception of proven hardship. Please note that your funds will not be held past the maturity date and will be subject to an interest rate reduction.

...continued overleaf

61800 - Distributions Receivable

2023 Financial Year

Preparer Kelly Fu

Reviewer Kelly Fu

Status Completed

Account Code	Description	CY Balance	LY Balance	Change
CHC.AX	Charter Hall Group	\$0.00	\$60.63	100%
GMG.AX	Goodman Group	\$0.00	\$71.26	100%
HURSTNORTH	North Investment	\$11,942.06	\$26,754.56	(55.36)%
IFRA.AX	Vaneck Ftse Global Infrastructure (hedged) Etf	\$285.60	\$151.04	89.09%
IXJ.AX	Ishares Global Healthcare Etf	\$292.36	\$144.19	102.76%
QPON.AX	Betashares Australian Bank Senior Floating Rate Bond Etf	\$100.65	\$40.89	146.15%
TOTAL		CY Balance	LY Balance	
		\$12,620.67	\$27,222.57	

Supporting Documents

- General Ledger [Report](#)
- GMG_Payment_Advice_2022_08_25.pdf [GMG.AX](#)
- 61800 - North invest distn receivable 30.6.2023.pdf [HURSTNORTH](#)
- 61800 - IFRA_Distribution_Advice_2023_07_25.pdf [IFRA.AX](#)
- 61800 - IXJ_Payment_Advice_2023_07_13.pdf [IXJ.AX](#)
- 61800 - QPON_Distribution_Advice_2023_07_18.pdf [QPON.AX](#)

External URLs

No External URLs

Standard Checklist

- Review aging of amounts receivable and comment on any delay in payment.

R & L Hurst Superannuation Fund

General Ledger

As at 30 June 2023

Transaction Date	Description	Units	Debit	Credit	Balance \$
Distributions Receivable (61800)					
<u>Charter Hall Group (CHC.AX)</u>					
01/07/2022	Opening Balance				60.63 DR
31/08/2022	DIVIDEND FROM CHC DST 001281290302 [Amount Receivable ref 203926041]			60.63	0.00 DR
				60.63	0.00 DR
<u>Goodman Group (GMG.AX)</u>					
01/07/2022	Opening Balance				71.26 DR
25/08/2022	DIVIDEND FROM GOODMAN GROUP AUG22/00822421			71.26	0.00 DR
				71.26	0.00 DR
<u>North Investment (HURSTNORTH)</u>					
01/07/2022	Opening Balance				26,754.56 DR
01/07/2022	2022 Distn/R reversal			26,754.56	0.00 DR
30/06/2023	2023 Distn/R		11,942.06		11,942.06 DR
			11,942.06	26,754.56	11,942.06 DR
<u>Vaneck Ftse Global Infrastructure (hedged) Etf (IFRA.AX)</u>					
01/07/2022	Opening Balance				151.04 DR
25/07/2022	DIVIDEND FROM IFRA DST 001279826670 [Amount Receivable ref 201582252]			151.04	0.00 DR
30/06/2023	IFRA.AX Year End Accrual		285.60		285.60 DR
			285.60	151.04	285.60 DR
<u>Ishares Global Healthcare Etf (IXJ.AX)</u>					
01/07/2022	Opening Balance				144.19 DR
13/07/2022	DIVIDEND FROM IXJ PAYMENT JUL22/00807001 [Amount Receivable ref 201135378]			144.19	0.00 DR
30/06/2023	IXJ.AX Year End Accrual		292.36		292.36 DR
			292.36	144.19	292.36 DR
<u>Betashares Australian Bank Senior Floating Rate Bond Etf (QPON.AX)</u>					
01/07/2022	Opening Balance				40.89 DR
18/07/2022	DIVIDEND FROM QPON DST 001279038860 [Amount Receivable ref 201328763]			40.89	0.00 DR
30/06/2023	QPON.AX Year End Accrual		100.65		100.65 DR
			100.65	40.89	100.65 DR
Total Debits:	12,620.67				
Total Credits:	27,222.57				



25 August 2022

┌ 017746 000 GMG



MR RICHARD MICHAEL HURST & MRS
LEE ANN HURST
<R & L HURST S/F A/C>
40 PATERNOSTER ROAD
REID SA 5118

Dear Securityholder

Distribution and Annual Tax Statement

We are pleased to confirm your distribution of 15.00 cents per security for the six months ended 30 June 2022. Enclosed is the Payment Advice, your Annual Tax Statement and Tax Return Guide which provides summarised tax information to assist you in completing your income tax return.

Annual Report and Sustainability Report

Our 2022 Annual Report details our financial performance for the year, while our 2022 Sustainability Report provides an overview of our environmental, social and governance initiatives. Both will be available at www.goodman.com from 29 September 2022.

Should you have any questions, please call our dedicated information line on 1300 723 040 (within Australia) or +61 3 9415 4043 (outside Australia).

Yours faithfully

Gregory Goodman
Group Chief Executive Officer

Goodman Group

Goodman Limited | ABN 69 000 123 071
Goodman Funds Management Limited | ABN 48 067 796 641 | AFSL Number 223621
as responsible entity of Goodman Industrial Trust | ARSN 091213 839

The Hayesbery, 1-11 Hayes Road, Rosebery NSW 2018 | GPO Box 4703, Sydney NSW 2001 Australia
Tel +61 2 9230 7400 | Fax +61 2 9230 7444

Goodman Logistics (HK) Limited | Company No. 1700359 | ARBN 155 911 149 | a Hong Kong company with limited liability
Suite 901, Three Pacific Place, 1 Queen's Road East, Hong Kong | Tel +852 2249 3100 | Fax +852 2525 2070

info-au@goodman.com | www.goodman.com



+ Goodman Group
 Goodman Limited ABN 69 000 123 071
 Goodman Funds Management Limited
 ABN 48 067 796 641; AFSL Number 223621
 As Responsible Entity for
 Goodman Industrial Trust ARSN 091 213 839
 Goodman Logistics (HK) Limited
 Company No. 1700359; ARBN 155 911 149
 A Hong Kong company with limited liability

Update your information:

Online:
www.computershare.com.au/easyupdate/gmg

By Mail:
 Computershare Investor Services Pty Limited
 GPO Box 2975 Melbourne
 Victoria 3001 Australia

Enquiries:

(within Australia) 1300 723 040
 (international) 61 3 9415 4043

Holder no.: HIN WITHHELD
 ASX code: GMG
 TFN/ABN status: Quoted
 Record date: 30 June 2022
 Payment date: 25 August 2022
 Ref number: 822421

017746 000 GMG
 MR RICHARD MICHAEL HURST & MRS
 LEE ANN HURST
 <R & L HURST S/F A/C>
 40 PATERNOSTER ROAD
 REID SA 5118

Goodman Group Payment Advice

For the half year ended 30 June 2022

Goodman Limited Dividend

Class description	Dividend rate cents per share	Number of securities	Unfranked amount	Franked amount	Franking credit
GL	N/A	475	N/A	N/A	N/A

Goodman Industrial Trust Distribution

Class description	Distribution rate cents per unit	Number of securities	Australian income	Foreign income other	Foreign income interest
GIT	12.5 cents	475	\$1.28	\$6.38	\$0.00

Interest income	Gross capital gain	Concessional capital gain	Discounted capital gain	Capital gain other	Tax deferred
\$1.70	\$0.00	\$21.50	\$21.50	\$0.00	\$7.02

Goodman Logistics (HK) Limited Dividend

Class description	Dividend rate cents per CDI	Number of securities	Amount
CDI	2.5 cents	475	\$11.88

Taxable components are indicative only with actual figures provided in the enclosed 2022 Annual Tax Statement.

For the purposes of subdivision 12-H of Schedule 1 of the Taxation Administration Act 1953 (Cth), this distribution includes a 'fund payment' of \$44.28 in respect of the income year ended 30 June 2022. Further details on the 'fund payment' are available on www.goodman.com

Total gross payment (AUD):	\$71.26
Total tax withheld (AUD):	\$0.00
Total net payment (AUD):	\$71.26

Periodic Statement

The Goodman Group Periodic Statement is available at www.goodman.com/investor-centre

Note 1: You should retain this statement to assist you in preparing your tax return.

Note 2: If you require your payment to be re-issued, you may be charged an administration fee which will be deducted from your payment.

Your payment instruction

ANZ
 BSB: 015-356 Account number: XXXXXXXX71

Amount deposited

(AUD)\$71.26

If payment cannot be made to the above instruction, a cheque will be forwarded to your registered address.

Fund name	Date received	Distribution period	Amount
Magellan Infrastructure Fund	18 January 2023	1 July 2022 - 30 December 2022	\$222.05
	21 July 2023	31 December 2022 - 30 June 2023	\$224.30
PIMCO Diversified Fixed Interest Fund — Wholesale	5 October 2022	1 July 2022 - 30 September 2022	\$138.41
	5 January 2023	1 October 2022 - 30 December 2022	\$140.32
	5 April 2023	31 December 2022 - 31 March 2023	\$144.64
	11 July 2023	1 April 2023 - 30 June 2023	\$137.48
Resolution Capital Global Property Securities Fund	19 October 2022	1 July 2022 - 30 September 2022	\$259.50
	16 January 2023	1 October 2022 - 30 December 2022	\$187.25
	20 April 2023	31 December 2022 - 31 March 2023	\$264.96
	14 July 2023	1 April 2023 - 30 June 2023	\$286.08
Schroder Fixed Income Fund (W)	6 October 2022	1 July 2022 - 30 September 2022	\$36.35
	6 January 2023	1 October 2022 - 30 December 2022	\$76.61
	5 April 2023	31 December 2022 - 31 March 2023	\$79.67
	7 July 2023	1 April 2023 - 30 June 2023	\$76.39
Stewart Investors Worldwide Sustainability	4 January 2023	1 July 2022 - 30 September 2022	\$0.00
	5 January 2023	1 October 2022 - 30 December 2022	\$84.18
	1 July 2023	31 December 2022 - 31 March 2023	\$0.00
	14 July 2023	1 April 2023 - 30 June 2023	\$316.52
Vanguard Australian Shares Index Fund (W)	7 October 2022	1 July 2022 - 30 September 2022	\$446.95
	9 January 2023	1 October 2022 - 30 December 2022	\$221.45
	11 April 2023	31 December 2022 - 31 March 2023	\$170.66
	7 July 2023	1 April 2023 - 30 June 2023	\$266.02
Vanguard International Shares Index Fund	7 October 2022	1 July 2022 - 30 September 2022	\$250.61
	9 January 2023	1 October 2022 - 30 December 2022	\$365.96
	11 April 2023	31 December 2022 - 31 March 2023	\$498.17
	7 July 2023	1 April 2023 - 30 June 2023	\$1,567.55

Total Distn receivable \$11942.06

5. Income

The following is a list of the income received in relation to your investments for the financial year ended 30 June 2023.

Fund name	Date received	Distribution period	Amount
Cash Account	1 July 2022	1 June 2022 - 30 June 2022	\$0.13
	1 August 2022	1 July 2022 - 31 July 2022	\$6.72
	1 September 2022	1 August 2022 - 31 August 2022	\$4.49
	1 October 2022	1 September 2022 - 30 September 2022	\$4.43
	1 November 2022	1 October 2022 - 31 October 2022	\$7.44
	1 December 2022	1 November 2022 - 30 November 2022	\$8.42
	1 January 2023	1 December 2022 - 31 December 2022	\$7.10
	1 February 2023	1 January 2023 - 31 January 2023	\$8.79
	1 March 2023	1 February 2023 - 28 February 2023	\$7.66
	1 April 2023	1 March 2023 - 31 March 2023	\$7.48
	1 May 2023	1 April 2023 - 30 April 2023	\$8.55
	1 June 2023	1 May 2023 - 31 May 2023	\$9.60
	8 July 2022		\$9.43
	8 July 2022		\$18.00
Ardea Real Outcome Fund	7 October 2022	1 July 2022 - 30 September 2022	\$211.31
	10 January 2023	1 October 2022 - 30 December 2022	\$212.73
	12 April 2023	31 December 2022 - 31 March 2023	\$128.89
	4 August 2023	1 April 2023 - 30 June 2023	\$0.00
Capital Group New Perspective Fund (AU)	17 October 2022	1 July 2022 - 30 September 2022	\$89.58
	17 January 2023	1 October 2022 - 30 December 2022	\$56.55
	18 April 2023	31 December 2022 - 31 March 2023	\$92.38
	14 July 2023	1 April 2023 - 30 June 2023	\$3,853.13
Experts' Choice Diversified Interest Income Fund	12 January 2023	1 July 2022 - 30 December 2022	\$85.70
	14 August 2023	31 December 2022 - 30 June 2023	\$0.00
Experts' Choice International Shares Fund	12 January 2023	1 July 2022 - 30 December 2022	\$12.13
	10 July 2023	31 December 2022 - 30 June 2023	\$24.64
Lazard Global Listed Infrastructure Fund	6 October 2022	1 July 2022 - 30 September 2022	\$417.30
	6 January 2023	1 October 2022 - 30 December 2022	\$729.80
	1 July 2023	31 December 2022 - 31 March 2023	\$0.00
	17 July 2023	1 April 2023 - 30 June 2023	\$3,433.28
Macquarie Global Infrastructure Securities	21 November 2022	1 July 2022 - 30 September 2022	\$0.00
	9 March 2023	1 October 2022 - 31 December 2022	\$0.00
	8 May 2023	1 January 2023 - 31 March 2023	\$0.00
Macquarie International Infrastructure Securities	12 October 2022	1 July 2022 - 30 September 2022	\$148.22
	11 January 2023	1 October 2022 - 30 December 2022	\$148.22
	13 April 2023	31 December 2022 - 31 March 2023	\$148.61
	12 July 2023	1 April 2023 - 30 June 2023	\$1,756.67



VanEck FTSE Global Infrastructure (Hedged) ETF

ARSN 611 369 058 / ASX code: IFRA
Responsible Entity: VanEck Investments Limited
ABN 22 146 596 116, AFSL 416755

All communications to:
C/- Link Market Services Limited
Level 12, 680 George Street, Sydney NSW 2000
Locked Bag A14, Sydney South, NSW 1235
Telephone: +61 1300 68 38 37
Email: vaneck@linkmarketservices.com.au
Website: www.linkmarketservices.com.au



046 011581

MR RICHARD MICHAEL HURST & MRS
LEE ANN HURST
<R & L HURST S/F A/C>
40 PATERNOSTER ROAD
REID SA 5118

Dividend Advice

Payment Date: 25 July 2023
Record Date: 4 July 2023
HIN/SRN: X*****4930

TFN/ABN RECEIVED AND RECORDED

Dear Investor,

This payment represents a dividend for the period ended 30 June 2023, in respect of your units entitled to participate at the Record Date.

Class Description	Rate per Unit	Participating Units	Gross Amount	Withholding Tax	Net Amount
Ordinary Units	\$0.1700	1,680	\$285.60	\$0.00	\$285.60

This payment has been remitted to:

ANZ BANK
Account Name: R + L HURST SUPER FUND
BSB: 015-356 ACC: *****9571
Direct Credit Reference No.: 001298961620

The final details of dividend components paid to you for a financial year will be detailed in the annual tax statement for the year, which will be sent to you as soon as practical after the year has ended.

This statement contains important information; please retain this statement for taxation purposes as a charge may be levied for replacement.

015187 000 IXJ



MR RICHARD MICHAEL HURST & MRS
LEE ANN HURST
<R & L HURST S/F A/C>
40 PATERNOSTER ROAD
REID SA 5118

Manage your holdings



www.investorcentre.com/au



Computershare Investor Services Pty Limited
GPO Box 2975 Melbourne
Victoria 3001 Australia

Enquiries:



(within Australia) 1300 474 273
(outside Australia) +61 3 9415 4695

Holder Identification Number (HIN)

HIN WITHHELD

Record Date:

4 July 2023

Payment Date:

13 July 2023

iShares Distribution Distribution Payment

ASX	Fund Name	Cash per Security (\$)	Units	Gross Cash Amount (\$)	Tax Withheld Amount (\$)	Net Cash Amount (\$)
IXJ	iShares Global Healthcare ETF	1.16016424	252	292.36	0.00	292.36
Total				292.36	0.00	292.36

Your Payment Instruction:

ANZ BSB: 015-356 ACC: XXXXXX71

Amount Deposited:

AUD\$292.36

If payment cannot be made to the above account, the distribution amount will be held as a non-interest bearing deposit pending receipt of your valid direct credit instructions. Register your instructions at www.investorcentre.com/au or call Computershare on 1300 474 273.

Note 1: You should refer to the iShares tax booklet for Australian domiciled iShares ETFs at www.blackrock.com/au for more tax related information. Please retain this statement in a safe place as a charge may be levied for a replacement.

Note 2: If you require a payment to be re-issued, you may be charged an administrative fee which will be deducted from your payment. Fees are applicable to certain types of payments valued at over \$100 AU.

IT'S TIME TO THINK SUSTAINABLY.

Expect more from iShares ESG ETFs. Turn over to learn more.



AIM TO DO GOOD BY THE PLANET AND YOUR BOTTOM LINE

Build a portfolio for the long term.

iShares ESG ETFs can provide access to companies with a more sustainable approach and better positioned to grow.

Not all Sustainable ETFs are created equal.

Find out why at blackrock.com/au/isharesesg



iShares[®]
by BlackRock

For illustrative purposes only. This is not a recommendation to invest in any particular financial product. No part of this material may be reproduced or distributed in any manner without the prior written permission of BIMAL.

Issued by BlackRock Investment Management (Australia) Limited ABN 13 006 165 975, AFSL 230 523 (BIMAL). This material provides general information only and does not take into account your individual objectives, financial situation, needs or circumstances. Before making any investment decision, you should assess whether the material is appropriate for you and obtain financial advice tailored to you having regard to your individual objectives, financial situation, needs and circumstances. Refer to BIMAL's Financial Services Guide on its website for more information. This material is not a financial product recommendation or an offer or solicitation with respect to the purchase or sale of any financial product in any jurisdiction.

BIMAL is the responsible entity and issuer of units in the Australian domiciled managed investment schemes referred to in this material, including the Australian domiciled iShares ETFs. Any potential investor should consider the latest product disclosure statement (PDS) before deciding whether to acquire, or continue to hold, an investment in any BlackRock fund. BlackRock has also issued a target market determination (TMD) that describes the class of consumers that comprises the target market for each BlackRock fund and matters relevant to their distribution and review. The PDS and the TMD can be obtained by contacting the BIMAL Client Services Centre on 1300 366 100. In some instances the PDS and the TMD are also available on the BIMAL website at www.blackrock.com/au. An iShares ETF is not sponsored, endorsed, issued, sold or promoted by the provider of the index which a particular iShares ETF seeks to track. No index provider makes any representation regarding the advisability of investing in the iShares ETFs. Further information on the index providers can be found in the BIMAL website terms and conditions at www.blackrock.com/au.

Any investment is subject to investment risk, including delays on the payment of withdrawal proceeds and the loss of income or the principal invested. While any forecasts, estimates and opinions in this material are made on a reasonable basis, actual future results and operations may differ materially from the forecasts, estimates and opinions set out in this material. No guarantee as to the repayment of capital or the performance of any product or rate of return referred to in this material is made by BIMAL or any entity in the BlackRock group of companies.

© 2022 BlackRock, Inc. All Rights reserved. BLACKROCK, BLACKROCK SOLUTIONS, iSHARES and the stylised i logo are registered and unregistered trademarks of BlackRock, Inc. or its subsidiaries in the United States and elsewhere. All other trademarks are those of their respective owners.



046 487119

MR RICHARD MICHAEL HURST & MRS
LEE ANN HURST
<R & L HURST S/F A/C>
40 PATERNOSTER ROAD
REID SA 5118**Distribution Advice****Payment date:** 18 July 2023
Record date: 4 July 2023
Reference no.: X*****4930
TFN/ABN RECEIVED AND RECORDED

Dear Unitholder,

BETASHARES AUSTRALIAN BANK SENIOR FLOATING RATE BOND ETF**Distribution statement for the period ended 30 June 2023**

A distribution payment has been made in respect of your units as at the Record date. The final details of the distribution components (including any non-assessable amounts) are advised in the Attribution Managed Investment Trust Member Annual (AMMA) Statement for the year ended 30 June 2023.

Visit our Investor Centre at www.linkmarketservices.com.au where you can view and change your details, including updating your email address to ensure that you receive distribution notifications by email.

Class Description	Rate per Unit	Participating Units	Gross Amount
Ordinary Units	7.832521 cents	1,285	\$100.65
		Net Amount:	\$100.65

PAYMENT REMITTED TO:ANZ BANK
81 JOHN STREET
SALISBURY SA 5108
Account Name: R + L HURST SUPER FUND
BSB: 015-356 ACC: *****9571
Direct Credit Reference No.: 001298403584**Subscribe to content that interests you.**

Betashares has a range of weekly, monthly and quarterly newsletters to keep you up to date with what's happening in markets and the world of investing.

Learn more at betashares.com.au/subscribe



72300 - Derivatives (Options, Hybrids, Future Contracts)

2023 Financial Year

Preparer Kelly Fu

Reviewer Kelly Fu

Status Completed

Account Code	Description	CY Units	CY Balance	LY Units	LY Balance	Change
MFGO.AX	Magellan Financial Group Limited	20.000000	\$4.00	20.000000	\$14.70	(72.79)%
TOTAL		CY Units	CY Balance	LY Units	LY Balance	
		20.000000	\$4.00	20.000000	\$14.70	

Supporting Documents

No supporting documents

External URLs

No External URLs

Standard Checklist

- ~~Attach Investment Movement Report~~
- Attach relevant Statements and Source Documentation
- Ensure all Investments are valued correctly at June 30
- Ensure the investment is in accordance with the fund's investment strategy
- Ensure the investment is in accordance with the SIS Act

74700 - Managed Investments (Australian)

2023 Financial Year

Preparer Kelly Fu

Reviewer Kelly Fu

Status Completed

Account Code	Description	CY Units	CY Balance	LY Units	LY Balance	Change
HURSTNORTH	North Investment	499530.040000	\$591,560.46	476447.850000	\$545,154.49	8.51%
TOTAL		CY Units	CY Balance	LY Units	LY Balance	
		499530.040000	\$591,560.46	476447.850000	\$545,154.49	

Supporting Documents

- 74700 - North invest portfolio 30.6.2023.pdf
- IDPS Tax Statement 2022-2023.pdf HURSTNORTH

External URLs

No External URLs

Standard Checklist

- Attach Annual statements from fund managers, Master Trust, Platform or Wrap providers confirming ownership and value
- ~~Attach copies of Statements and Source Documentation~~
- ~~Attach Investment Movement Report~~
- Ensure all Investments are valued correctly at June 30
- Ensure the investment is in accordance with the Fund's investment strategy
- Ensure the investment is in accordance with the SIS Act

Account valuation

Account valuation as at 30 June 2023

Investment	No. of units	Pending Units	Effective date	Unit price \$	Pending \$	Value \$
Cash Account	1,969.83	0.00	30/06/2023	1.00	0.00	1,969.83
Ardea Real Outcome Fund	50,420.27	0.00	30/06/2023	0.88	0.00	44,606.81
Capital Group New Perspective Fund (AU)	29,613.74	0.00	30/06/2023	2.04	0.00	60,494.94
Experts' Choice Diversified Interest Income Fund	40,058.69	0.00	30/06/2023	0.72	0.00	28,992.07
Experts' Choice International Shares Fund	118,312.90	0.00	30/06/2023	0.74	0.00	87,006.12
Lazard Global Listed Infrastructure Fund	51,370.33	0.00	30/06/2023	1.38	0.00	70,706.13
Macquarie Global Infrastructure Securities Fund (Hedged) - Class A Units	9,888.23	0.00	30/06/2023	1.88	0.00	18,607.58
Macquarie International Infrastructure Securities Fund (Hedged)	19,299.64	0.00	30/06/2023	1.09	0.00	20,974.84
Magellan Infrastructure Fund	8,464.33	0.00	30/06/2023	1.28	0.00	10,833.50
PIMCO Diversified Fixed Interest Fund – Wholesale Class	47,326.77	0.00	30/06/2023	0.88	0.00	41,415.66
Resolution Capital Global Property Securities Fund (Hedged) Series II	41,024.96	0.00	30/06/2023	1.03	0.00	42,444.42
Schroder Fixed Income Fund (W)	8,023.10	0.00	30/06/2023	1.00	0.00	8,031.92
Stewart Investors Worldwide Sustainability Fund	39,966.11	0.00	30/06/2023	1.38	0.00	55,345.07



North Investment Statement

Y14852396

MyNorth Investment

R & L Hurst Superannuation Fund

1 July 2022 to 30 June 2023

Vanguard Australian Shares Index Fund (W)	10,909.82	0.00	30/06/2023	2.50	0.00	27,292.00
Vanguard International Shares Index Fund	24,851.15	0.00	30/06/2023	3.01	0.00	74,809.42

0.00 593,530.31

Account value

593,530.31

Market values change constantly and the market value of your assets may have changed since the date of this report.

All values and units displayed have been rounded to two decimal places.

total units 499,530.04 total value \$591,560.48

1. Tax summary - Self Managed Superannuation Fund

This section summarises the references and amounts required to complete your 2023 tax return.

Questions in Fund income tax and regulatory return	Tax return reference	Amount (\$)
Question 11 – Income		
Net capital gain (a)	Item A	\$7,869.84
Gross Interest	Item C	\$108.24
Gross foreign income (refer to Section 2 of this report)	Item D1	\$5,607.00
Net foreign income (refer to Section 2 of this report)	Item D	\$5,607.00
Unfranked dividend amount	Item J	\$0.00
Franked dividend amount	Item K	\$0.00
Dividend franking credit	Item L	\$0.00
Gross trust distributions (refer to Section 2 of this report)	Item M	\$2,228.13
Enter 'Q' for 'Public unit trust' in the code box to the right of 'X'		
Other income (refer to Section 8 of this report)	Item S	\$0.00
Question 12 – Deductions (refer to Sections 3 and 8 of this report)		
Death or disability premiums (Deductions)	Item F1	\$0.00
Death or disability premiums (Non-Deductible)	Item F2	\$0.00
Management expenses (Deductions)	Item J1	\$6,287.01
Other deductions (Deductions)	Item L1	\$0.00
Question 13 – Calculation statement		
Foreign income tax offsets (refer to Section 2 of this report)	Item C1	\$724.50
No-TFN tax offset	Item E2	\$0.00
Complying fund's franking credit tax offsets	Item E1	\$426.25
Question 14 – Losses (refer to Section 7 of this report)		
Net capital losses carried forward to later income years	Item V	\$0.00

(a) Capital gains information shown above includes gains from distributions and from the sale of investments and assumes your Fund has complying status. If non-complying, a different level of CGT discount applies - please refer to your tax adviser.

2. Income details

The following is a summary of the income distributed/attributed by managed funds and dividends/interest received in relation to your investments for the financial year ended 30 June 2023.

Description	30 June 2023 (\$)
Franked dividends	\$952.07
Unfranked dividends	\$11.27
Capital gains - discounted (NTAP)	\$5,680.21
Capital gains - discounted (TAP)	\$0.00
Capital gains - NCMI discount (NTAP)	\$0.00
Capital gains - NCMI discount (TAP)	\$0.00
CGT concession amount	\$1,818.48
Capital gains - indexed (NTAP)	\$0.00
Capital gains - indexed (TAP)	\$0.00
Capital gains - other (NTAP)	\$13.52
Capital gains - other (TAP)	\$0.00
Capital gains - NCMI other (NTAP)	\$0.00
Capital gains - NCMI other (TAP)	\$0.00
Other Australian income	\$645.55
Other Australian income - NCMI	\$7.29
Foreign source income	\$4,882.50
Conduit foreign income	\$95.37
Tax deferred income	\$0.00
Tax free income	\$0.00
Non assessable amount	\$5,223.28
NANE (Non assessable non exempt)	\$0.00
Interest income	\$198.57
Deductions relating to trust distributions	\$0.00
Total income	\$19,528.11
Less	
TFN/ABN amounts deducted	\$0.00
Total income received	\$19,528.11
Franking credits	\$426.25
Foreign income tax offsets - income	\$724.50
Foreign income tax offsets - capital gains discounted (NTAP)	\$0.00
Foreign income tax offsets - capital gains indexed (NTAP)	\$0.00
Foreign income tax offsets - capital gains other (NTAP)	\$0.00
ESVCLP tax offset	\$0.00
Early stage investor tax offset	\$0.00
LIC attributable gains	\$0.00
AMIT cost base adjustment	\$47.08

77250 - Real Estate Properties (Australian - Non Residential)

2023 Financial Year

Preparer Kelly Fu

Reviewer Kelly Fu

Status Completed

Account Code	Description	CY Units	CY Balance	LY Units	LY Balance	Change
16HOOKERD1	16 Hooke Road, Edinburgh North SA 5113	1.000000	\$850,000.00	1.000000	\$550,000.00	54.55%
TOTAL		CY Units	CY Balance	LY Units	LY Balance	
		1.000000	\$850,000.00	1.000000	\$550,000.00	

Supporting Documents

- General Ledger [Report](#)
- Investment Movement Report [Report](#)
- 2023 SMSF Minutes - Property Declaration.pdf
- CT V5137 F373 - 16 Hooke Rd, Edinburgh Nth.pdf
- Property Appraisal Letter - 16 Hooke Road Edinburgh North.pdf
- CMA-Report-16-HOOKE-ROAD-EDINBURGH-NORTH-SA-5113.pdf

External URLs

No External URLs

Standard Checklist

- ~~Attach copies of Purchase or Sale contracts if property was purchased or disposed of during the year.~~
- Attach copy of current certificate of title.
- Attach Declaration of Trust
- Ensure all Investments are valued correctly at June 30
- Ensure the investment is in accordance with the Fund's investment strategy
- Ensure the investment is in accordance with the SIS Act

R & L Hurst Superannuation Fund

General Ledger

As at 30 June 2023

Transaction Date	Description	Units	Debit	Credit	Balance \$
Real Estate Properties (Australian - Non Residential) (77250)					
16 Hooke Road, Edinburgh North SA 5113 (16HOOKERD1)					
01/07/2022	Opening Balance	1.00			550,000.00 DR
30/06/2023	Revaluation - 30/06/2023 @ \$850,000.000000 (Custom Firm (Exit)) - 1.000000 Units on hand		300,000.00		850,000.00 DR
		1.00	300,000.00		850,000.00 DR

Total Debits: 300,000.00

Total Credits: 0.00

Certificate of Title

Title Reference CT 5137/373
Status CURRENT
Easement YES
Owner Number 10617426
Address for Notices 40 PATERNOSTER RD REID, SA 5118
Area 1800m² (APPROXIMATE)

Estate Type

Fee Simple

Registered Proprietor

RICHARD MICHAEL HURST
LEE ANN HURST
OF 31 REDBANKS ROAD WILLASTON SA 5118
WITH NO SURVIVORSHIP

Description of Land

ALLOTMENT 6 DEPOSITED PLAN 9499
IN THE AREA NAMED EDINBURGH NORTH
HUNDRED OF MUNNO PARA

Last Sale Details

Dealing Reference TRANSFER (T) 11655393
Dealing Date 25/09/2011
Sale Price \$550,000
Sale Type TRANSFER FOR FULL MONETARY CONSIDERATION

Constraints

Encumbrances

Dealing Type	Dealing Number	Beneficiary
ENCUMBRANCE	3520461	SOUTH AUSTRALIAN HOUSING TRUST

Stoppers

NIL

Valuation Numbers

Valuation Number	Status	Property Location Address
3238730058	CURRENT	16 HOOKE ROAD, EDINBURGH NORTH, SA 5113

Notations

Dealings Affecting Title

NIL

Notations on Plan

NIL

Registrar-General's Notes

NIL

Administrative Interests

NIL

Valuation Record

Valuation Number	3238730058
Type	Site & Capital Value
Date of Valuation	01/01/2023
Status	CURRENT
Operative From	01/07/1972
Property Location	16 HOOKE ROAD, EDINBURGH NORTH, SA 5113
Local Government	PLAYFORD
Owner Names	RICHARD MICHAEL HURST LEE ANN HURST
Owner Number	10617426
Address for Notices	40 PATERNOSTER RD REID, SA 5118
Zone / Subzone	SE - Strategic Employment\
Water Available	Yes
Sewer Available	Yes
Land Use	2830 - Plumbing / Heating And Air-Conditioning Services
Description	OFF WKSHP
Local Government Description	Commercial - Other

Parcels

Plan/Parcel	Title Reference(s)
D9499 ALLOTMENT 6	CT 5137/373

Values

Financial Year	Site Value	Capital Value	Notional Site Value	Notional Capital Value	Notional Type
Current	\$265,000	\$530,000			

Financial Year	Site Value	Capital Value	Notional Site Value	Notional Capital Value	Notional Type
Previous	\$153,000	\$455,000			

Building Details

Valuation Number	3238730058
Building Style	Not Available
Year Built	Not Available
Building Condition	Not Available
Wall Construction	Not Available
Roof Construction	Not Available
Equivalent Main Area	Not Available
Number of Main Rooms	Not Available

Note – this information is not guaranteed by the Government of South Australia

Minutes of a meeting of the Trustee(s)

held on 30 June 2023 at 40 Paternoster Road, Reid, South Australia 5118

PRESENT: Richard Michael Hurst and Lee Ann Hurst

**TRUSTEES DECLARATION
BUSINESS REAL PROPERTY**

We, Richard Michael Hurst and Lee Ann Hurst, being the trustees of the R & L Hurst Superannuation Fund, ABN 67 287 083 410, hereby **Declare**, that the business real property held by the Fund situated at **16 Hooke Road, Edinburgh North, SA 5113** which is managed by Richard Michael Hurst and Lee Ann Hurst is leased to a related party, as defined by the SIS Act 1993 of the trustees/ members and the leasing arrangements were conducted on commercial terms on an arm's length basis pursuant to section 109 of the SIS Act 1993 during the financial year ending **30 June 2023**.

In support of this declaration, the trustee(s) obtained an independent market appraisal of the rent to be charged and market value of the property, both of which are attached, as well as the, collection periods of the rent from the tenant to satisfy section 109 of the SIS Act which also included the Outgoings to be paid by the tenant as required with Commercial Leasing Agreements to address any potential breaches of Non Arm's Length Income and or Non Arm's Length Expenditure.


CLOSURE: All resolutions for this meeting were made in accordance with the SISA and Regulations.

There being no further business the meeting then closed.

Signed as a true record –

.....
Richard Michael Hurst

.....
Lee Ann Hurst



PROPERTY
MANAGEMENT AGENCY
COMMERCIAL & INDUSTRIAL
COMMERCIAL SA



COMMERCIAL
INDUSTRIAL
COMMERCIAL

Commercial SA

finding better

April 2023

Lee Ann & Richard Hurst
31 Redbanks Road
Willaston SA 5118

Email: lee@hurstplumbers.com.au

Dear Lee Ann & Richard

Re: 16 Hooke Road Edinburgh North SA 5113
Certificate of Title: Volume: 5137 Folio 373
Registered Proprietor: Richard Michael Hurst & Lee Ann Hurst

Further to your request, I thank you for engaging me to provide you with a property appraisal for your property.

In providing this report, I have relied upon my existing knowledge and the following key factors:

The tenancy details – netting approximately \$52,000 per annum and outgoings which I believe is on the lower end of what would be achievable in the current leasing market.

The history of the high level of demand which was occurred with similar properties as yours whenever a vacancy has presented itself over the years.


The yields which are achieving in the current marketplace are anywhere from 5% net upwards – based on a current total net rent of \$52,000 per annum in this market even a 6% yield which would be conservative places the property in the vicinity of \$850,000.

I have attached a comparable market report. The report lists comparable sales keeping in mind there are few comparable sales in Commercial Real Estate as there are so many variances from one property to the next.

Not just the property variances but geographically it makes it near impossible to provide actual relevant evidence. The comparable market report and my many years' experience in the commercial and industrial profession, I am confident, that in the current environment the purchasing market would support a sale price **in the vicinity of \$850,000.**

Should you have any questions regarding this or real estate in general please feel free to contact me direct on 0409 700 098.

Yours sincerely,



Andrew Turner
Director
Commercial SA
andrew@commercialsa.com.au
Mobile: 0409 700 098



**THE SIR ROBERT
TORRENS AWARD**
ANDREW TURNER
COMMERCIAL SA



**SA SALESPERSON
COMMERCIAL & INDUSTRIAL**
ANDREW TURNER
COMMERCIAL SA

This appraisal has been prepared solely for the information of our clients and not for any third party. Whilst Commercial SA has taken every care in arriving at the suggested sale figure, we stress that this letter must not be construed as a sworn valuation, but merely an expression of opinion of a suggested price at which the property may be marketed. Commercial SA shall not be responsible should the appraisal or any part thereof be incorrect or incomplete in any way.



16 HOOKE ROAD EDINBURGH NORTH SA 5113

Prepared on 26th April 2023

Commercial SA Commercial SA
Commercial SA Property Group Pty Ltd

Level 1 185 Victoria Square
ADELAIDE SA 5000

m: 0882318299

properties@commercialsa.com.au

Your Property

16 HOOKE ROAD EDINBURGH NORTH SA 5113

-  -  -  1,904m²  - 

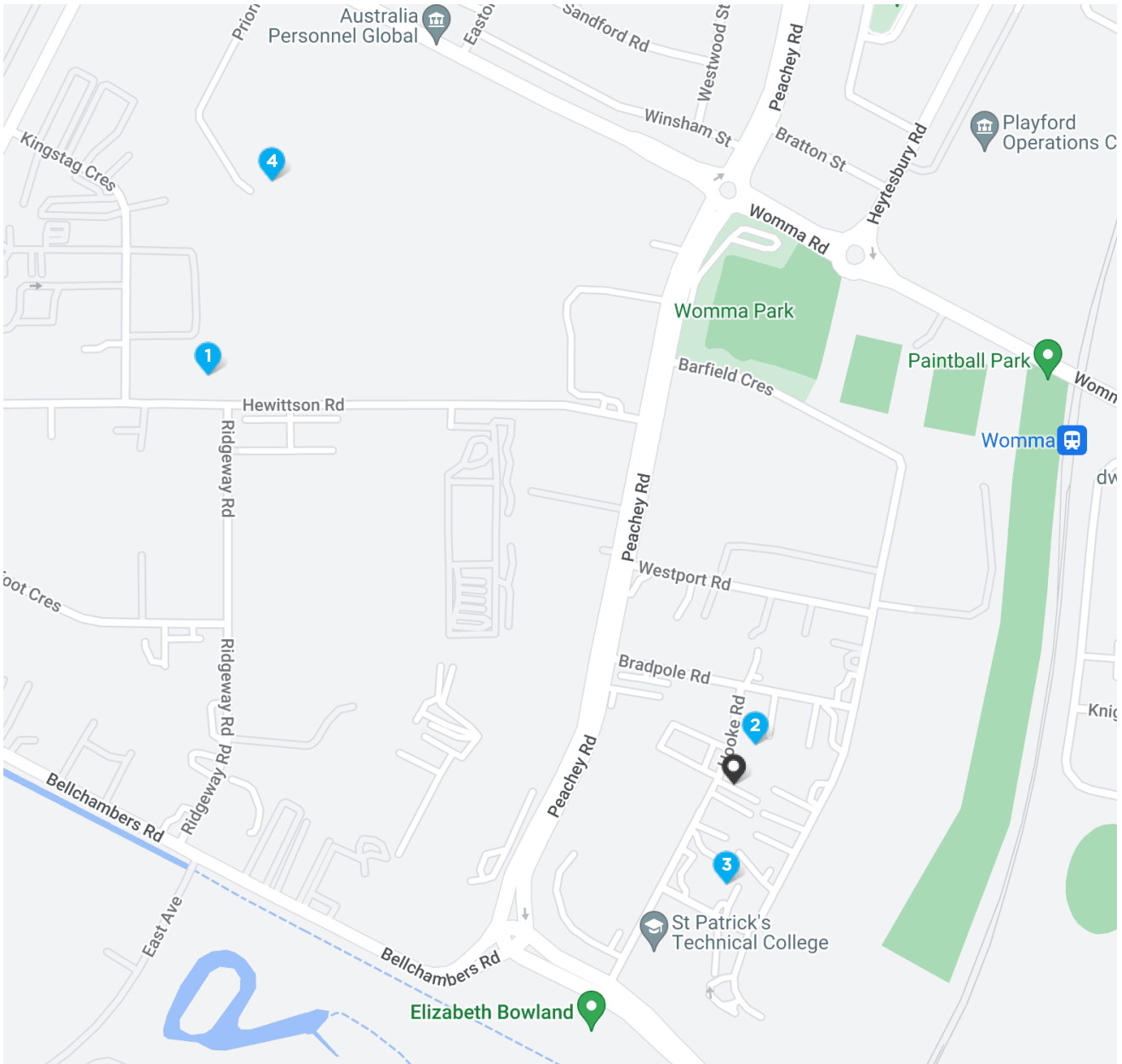


Your Property History

- 25 Sep, 2011 - Sold for \$550,000
- 17 May, 2007 - Sold for \$300,000
- 21 Oct, 1993 - Sold for \$56,000

Introducing Commercial SA





Comparables Map: Sales



1 20 HEWITTON ROAD EDINBURGH NORTH SA 5113	-	-	-	\$761,200
2 20 HOOKE ROAD EDINBURGH NORTH SA 5113	-	-	-	\$640,000
3 5 BARFIELD CRESCENT EDINBURGH NORTH SA 5113	-	-	-	\$803,000
4 11 PRIORITY COURT EDINBURGH NORTH SA 5113	-	-	-	\$700,000

* This data point was edited by the author of this CMA and has not been verified by CoreLogic

Comparable Sales

1	20 HEWITTSON ROAD EDINBURGH NORTH SA 5113	<table border="1"> <tr> <td>Sold Price</td> <td>\$761,200</td> </tr> </table>	Sold Price	\$761,200
Sold Price	\$761,200			
	<p> 🏠 - 🚢 - 🚗 - 📏 1,184m² 🏠 - Year Built 1993 DOM 123 Sold Date 14-Oct-22 Distance 0.92km First Listing Please contact agent Last Listing Please contact agent </p>			
2	20 HOOKE ROAD EDINBURGH NORTH SA 5113	<table border="1"> <tr> <td>Sold Price</td> <td>\$640,000</td> </tr> </table>	Sold Price	\$640,000
Sold Price	\$640,000			
	<p> 🏠 - 🚢 - 🚗 - 📏 2,120m² 🏠 - Year Built - DOM 63 Sold Date 30-Nov-22 Distance 0.06km First Listing Expression Of Interest Last Listing UNDER CONTRACT! </p>			
3	5 BARFIELD CRESCENT EDINBURGH NORTH SA 5113	<table border="1"> <tr> <td>Sold Price</td> <td>\$803,000</td> </tr> </table>	Sold Price	\$803,000
Sold Price	\$803,000			
	<p> 🏠 - 🚢 - 🚗 - 📏 1,625m² 🏠 - Year Built - DOM - Sold Date 05-Dec-22 Distance 0.14km First Listing - Last Listing - </p>			
4	11 PRIORITY COURT EDINBURGH NORTH SA 5113	<table border="1"> <tr> <td>Sold Price</td> <td>\$700,000</td> </tr> </table>	Sold Price	\$700,000
Sold Price	\$700,000			
	<p> 🏠 - 🚢 - 🚗 - 📏 1,197m² 🏠 - Year Built - DOM - Sold Date 02-Feb-22 Distance 1.05km First Listing - Last Listing - </p>			

DOM = Days on market RS = Recent sale UN = Undisclosed Sale * This data point was edited by the author of this CMA and has not been verified by CoreLogic

Summary

16 HOOKE ROAD EDINBURGH NORTH SA 5113



Appraisal price range

Notes from your agent

Disclaimer

© 2023 Copyright in this information belongs to the South Australian Government and the South Australian Government does not accept any responsibility for the accuracy or completeness of the information or its suitability for purpose.

The Appraisal Amount contained in the report may have been manually provided by the Agent; or may be based on an automated valuation model estimate provided by CoreLogic ('AVM Estimated Value'). AVM Estimated Values are current at the date of the publication only. It is computer generated and is not a professional appraisal of the subject property and should not be relied upon in lieu of appropriate professional advice. The accuracy of the methodology used to develop the AVM Estimated Value, the existence of the subject property, and the accuracy of the AVM Estimated Value and all rule sets provided are estimates based on available data and are not guaranteed or warranted. CoreLogic excludes all liability for any loss or damage arising in connection with the Appraisal Amount and/or AVM Estimated Value.

Whilst all reasonable effort is made to ensure the information in this publication is current, CoreLogic does not warrant the accuracy or completeness of the data and information contained in this publication and to the full extent not prohibited by law excludes all for any loss or damage arising in connection with the data and information contained in this publication.

R & L Hurst Superannuation Fund

Investment Movement Report

As at 30 June 2023

Investment	Opening Balance		Additions		Disposals			Closing Balance		
	Units	Cost	Units	Cost	Units	Cost	Accounting Profit/(Loss)	Units	Cost	Market Value
Bank Accounts										
ANZ Business Cash Management ***59571		14,733.06		120,215.92		(116,946.52)			18,002.46	18,002.46
ANZ Business Online Saver ***66119		20,734.46		87,491.49		(50,000.00)			58,225.95	58,225.95
ANZ Cash Investment ***38437				157,114.29		(157,114.29)			0.00	0.00
North Investment Cash Account		566.03		26,754.56		(25,350.76)			1,969.83	1,969.83
		36,033.55		391,576.26		(349,411.57)			78,198.24	78,198.24
Term Deposits										
Adelaide Bank Money Market ***4949		15,000.00		130.89		(130.89)			15,000.00	15,000.00
		15,000.00		130.89		(130.89)			15,000.00	15,000.00
Derivatives (Options, Hybrids, Future Contracts)										
MFGO.AX - Magellan Financial Group Limited	20.00	0.00						20.00	0.00	4.00
		0.00							0.00	4.00
Managed Investments (Australian)										
HURSTNORTH - North Investment	476,447.85	546,012.85	23,082.19	25,241.15				499,530.04	571,254.00	591,560.46
		546,012.85		25,241.15					571,254.00	591,560.46

R & L Hurst Superannuation Fund

Investment Movement Report

As at 30 June 2023

Investment	Opening Balance		Additions		Disposals			Closing Balance		
	Units	Cost	Units	Cost	Units	Cost	Accounting Profit/(Loss)	Units	Cost	Market Value
	575.00	6,563.52	198.00	3,008.80				773.00	9,572.32	12,112.91
RHC.AX - Ramsay Health Care Limited			121.00	6,994.93				121.00	6,994.93	6,811.09
RWC.AX - Reliance Worldwide Corporation Limited	1,890.00	7,030.26			(1,890.00)	(7,030.26)	614.69		0.00	
STO.AX - Santos Limited			1,160.00	8,469.60				1,160.00	8,469.60	8,723.20
SVW.AX - Seven Group Holdings Limited	270.00	5,014.13			(270.00)	(5,014.13)	1,635.87		0.00	
S32.AX - South32 Limited	1,035.00	4,981.83	1,875.00	7,434.63				2,910.00	12,416.46	10,941.60
SUN.AX - Suncorp Group Limited	464.00	5,590.68			(464.00)	(5,590.68)	468.72		0.00	
VEA.AX - Viva Energy Group Limited			2,850.00	8,426.50				2,850.00	8,426.50	8,578.50
WES.AX - Wesfarmers Limited	238.00	7,595.64			(238.00)	(7,595.64)	3,856.96		0.00	
WBC.AX - Westpac Banking Corporation			682.00	13,993.18				682.00	13,993.18	14,553.88
WDS.AX - Woodside Energy Group Ltd	469.00	15,605.59			(232.00)	(8,160.95)	(165.51)	237.00	7,444.64	8,162.28
WOW.AX - Woolworths Group Limited			222.00	8,514.68				222.00	8,514.68	8,820.06
	216,797.94		122,122.87		(77,858.23)		10,633.41		261,062.58	276,271.69

R & L Hurst Superannuation Fund

Investment Movement Report

As at 30 June 2023

Investment	Opening Balance		Additions		Disposals			Closing Balance		
	Units	Cost	Units	Cost	Units	Cost	Accounting Profit/(Loss)	Units	Cost	Market Value
Units in Listed Unit Trusts (Australian)										
QPON.AX - Betashares Australian Bank Senior Floating Rate Bond Etf	899.00	22,988.45	386.00	9,993.24				1,285.00	32,981.69	33,294.35
CHC.AX - Charter Hall Group	538.00	8,991.45			(538.00)	(8,991.45)	(3,145.09)		0.00	
GMG.AX - Goodman Group	475.00	3,022.07			(475.00)	(3,022.07)	6,278.85		0.00	
IXJ.AX - Ishares Global Healthcare Etf	171.00	19,945.63	81.00	10,010.82				252.00	29,956.45	32,014.08
IFRA.AX - Vaneck Ftse Global Infrastructure (hedged) Etf	944.00	19,975.16	736.00	14,987.36				1,680.00	34,962.52	33,936.00
		74,922.76		34,991.42		(12,013.52)	3,133.76		97,900.66	99,244.43
	1,467,026.63		574,062.59		(439,414.21)		13,767.17		1,601,675.01	1,910,278.82

77600 - Shares in Listed Companies (Australian)

2023 Financial Year

Preparer Kelly Fu

Reviewer Kelly Fu

Status Completed

Account Code	Description	CY Units	CY Balance	LY Units	LY Balance	Change
AKE.AX	Allkem Limited	0.000000	\$0.00	460.000000	\$4,742.60	100%
ALL.AX	Aristocrat Leisure Limited	288.000000	\$11,134.08			100%
AMC.AX	Ancor Limited	350.000000	\$5,201.00	583.000000	\$10,517.32	(50.55)%
ANZ.AX	ANZ Group Holdings Limited	394.000000	\$9,341.74	394.000000	\$8,679.82	7.63%
ARG.AX	Argo Investments Limited	1124.000000	\$9,846.24	1124.000000	\$9,891.20	(0.45)%
BHP.AX	BHP Group Limited	680.000000	\$30,593.20	604.000000	\$24,915.00	22.79%
BSL.AX	Bluescope Steel Limited	412.000000	\$8,466.60			100%
CGF.AX	Challenger Limited	1620.000000	\$10,497.60			100%
CPU.AX	Computershare Limited.	0.000000	\$0.00	216.000000	\$5,322.24	100%
CSL.AX	CSL Limited	91.000000	\$25,241.58	43.000000	\$11,569.58	118.17%
EVN.AX	Evolution Mining Limited	0.000000	\$0.00	3715.000000	\$8,841.70	100%
IEL.AX	Idp Education Limited	292.000000	\$6,453.20			100%
ILU.AX	Iluka Resources Limited	713.000000	\$7,921.43			100%
JBH.AX	Jb Hi-fi Limited	0.000000	\$0.00	241.000000	\$9,268.86	100%
JHX.AX	James Hardie Industries Plc	0.000000	\$0.00	267.000000	\$8,482.59	100%

Account Code	Description	CY Units	CY Balance	LY Units	LY Balance	Change
LOV.AX	Lovisa Holdings Limited	360.000000	\$6,948.00	360.000000	\$4,971.60	39.75%
MIN.AX	Mineral Resources Limited	117.000000	\$8,357.31	117.000000	\$5,647.59	47.98%
MQG.AX	Macquarie Group Limited	88.000000	\$15,630.56	88.000000	\$14,476.88	7.97%
NAB.AX	National Australia Bank Limited	594.000000	\$15,663.78	594.000000	\$16,269.66	(3.72)%
ORG.AX	Origin Energy Limited	1185.000000	\$9,965.85	1185.000000	\$6,790.05	46.77%
QAN.AX	Qantas Airways Limited	2630.000000	\$16,306.00	2165.000000	\$9,677.55	68.49%
QBE.AX	QBE Insurance Group Limited	773.000000	\$12,112.91	575.000000	\$6,986.25	73.38%
RHC.AX	Ramsay Health Care Limited	121.000000	\$6,811.09			100%
RWC.AX	Reliance Worldwide Corporation Limited	0.000000	\$0.00	1890.000000	\$7,635.60	100%
S32.AX	South32 Limited	2910.000000	\$10,941.60	1035.000000	\$4,077.90	168.31%
STO.AX	Santos Limited	1160.000000	\$8,723.20			100%
SUN.AX	Suncorp Group Limited	0.000000	\$0.00	464.000000	\$5,094.72	100%
SVW.AX	Seven Group Holdings Limited	0.000000	\$0.00	270.000000	\$4,484.70	100%
VEA.AX	Viva Energy Group Limited	2850.000000	\$8,578.50			100%
WBC.AX	Westpac Banking Corporation	682.000000	\$14,553.88	0.000000	\$0.00	100%
WDS.AX	Woodside Energy Group Ltd	237.000000	\$8,162.28	469.000000	\$14,932.96	(45.34)%

Account Code	Description	CY Units	CY Balance	LY Units	LY Balance	Change
WES.AX	Wesfarmers Limited	0.000000	\$0.00	238.000000	\$9,974.58	100%
WOW.AX	Woolworths Group Limited	222.000000	\$8,820.06			100%
TOTAL		CY Units	CY Balance	LY Units	LY Balance	
		19893.000000	\$276,271.69	17097.000000	\$213,250.95	

Supporting Documents

- Investment Movement Report [Report](#)
- Balance Review Report [Report](#)

External URLs

No External URLs

Standard Checklist

- Attach Balance Review Report
- ~~Attach copies of HIN/SRN or Chess Statements, Broker Statements, Contract Notes Corporate Action documentation and any other relevant Source Documentation~~
- Attach Investment Movement Report
- Ensure all Investments are valued correctly at June 30
- Ensure the investment is in accordance with the Fund's investment strategy

R & L Hurst Superannuation Fund

Balance Review Report

As at 30 June 2023

Investment Code	Investment Name	Holding Reference	Third Party Data			BGL Ledger Balance	Registered Name
			Data Feed Provider	Balance Date	Balance Amount		
60400	Bank Accounts						
ANZ59571	ANZ Business Cash Management ***59571	015356369059571	BGL Bank Data Service	30/06/2023	\$ 18,002.46	\$ 18,002.46	
ANZ66119	ANZ Business Online Saver ***66119	015356901866119	BGL Bank Data Service	30/06/2023	\$ 58,225.95	\$ 58,225.95	
NORTH	North Investment Cash Account					1,969.83	
60800	Term Deposits						
ADLTD4949	Adelaide Bank Money Market ***4949					15,000.00	
72300	Derivatives (Options, Hybrids, Future Contracts)						
MFGO.AX	Magellan Financial Group Limited	X****4930	Registry Data - Boardroom	30/06/2023	20.0000	20.0000	MR RICHARD MICHAEL HURST & MRS LEE ANN HURST <R & L HURST S/F A/C>
74700	Managed Investments (Australian)						
HURSTNORTH	North Investment					499,530.0400	
77250	Real Estate Properties (Australian - Non Residential)						
16HOOKERD	16 Hooke Road, Edinburgh North SA 5113					1.0000	
77600	Shares in Listed Companies (Australian)						
AMC.AX	Amcor Limited	X****4930	Registry Data - Computershare	30/06/2023	350.0000	350.0000	MR RICHARD MICHAEL HURST & MRS LEE ANN HURST <R & L HURST S/F>

R & L Hurst Superannuation Fund Balance Review Report

As at 30 June 2023

Investment Code	Investment Name	Holding Reference	Third Party Data			BGL Ledger	Registered Name
			Data Feed Provider	Balance Date	Balance Amount	Balance	
ANZ.AX	ANZ Group Holdings Limited	X*****4930	Registry Data - Computershare	30/06/2023	394.0000	394.0000	MR RICHARD MICHAEL HURST & MRS LEE ANN HURST <R & L HURST S/F>
ARG.AX	Argo Investments Limited	X*****4930	Registry Data - Boardroom	30/06/2023	1,124.0000	1,124.0000	MR RICHARD MICHAEL HURST & MRS LEE ANN HURST <R & L HURST S/F A/C>
ALL.AX	Aristocrat Leisure Limited	X*****4930	Registry Data - Boardroom	30/06/2023	288.0000	288.0000	MR RICHARD MICHAEL HURST & MRS LEE ANN HURST <R & L HURST S/F A/C>
BHP.AX	BHP Group Limited	X*****4930	Registry Data - Computershare	30/06/2023	680.0000	680.0000	MR RICHARD MICHAEL HURST & MRS LEE ANN HURST <R & L HURST S/F>
BSL.AX	Bluescope Steel Limited	X*****4930	Registry Data - Link	30/06/2023	412.0000	412.0000	MR RICHARD MICHAEL HURST & MRS LEE ANN HURST <R & L HURST S/F A/C>
CGF.AX	Challenger Limited	X*****4930	Registry Data - Computershare	30/06/2023	1,620.0000	1,620.0000	MR RICHARD MICHAEL HURST & MRS LEE ANN HURST <R & L HURST S/F>
CSL.AX	CSL Limited	X*****4930	Registry Data - Computershare	30/06/2023	91.0000	91.0000	MR RICHARD MICHAEL HURST & MRS LEE ANN HURST <R & L HURST S/F>
IEL.AX	Idp Education Limited	X*****4930	Registry Data - Link	30/06/2023	292.0000	292.0000	MR RICHARD MICHAEL HURST & MRS LEE ANN

R & L Hurst Superannuation Fund Balance Review Report

As at 30 June 2023

Investment Code	Investment Name	Holding Reference	Third Party Data			BGL Ledger Balance	Registered Name
			Data Feed Provider	Balance Date	Balance Amount		
ILU.AX	Iluka Resources Limited	X*****4930	Registry Data - Computershare	30/06/2023	713.0000	713.0000	HURST <R & L HURST S/F A/C> MR RICHARD MICHAEL HURST & MRS LEE ANN HURST <R & L HURST S/F>
LOV.AX	Lovisa Holdings Limited	X*****4930	Registry Data - Link	30/06/2023	360.0000	360.0000	MR RICHARD MICHAEL HURST & MRS LEE ANN HURST <R & L HURST S/F A/C>
MQG.AX	Macquarie Group Limited	X*****4930	Registry Data - Link	30/06/2023	88.0000	88.0000	MR RICHARD MICHAEL HURST & MRS LEE ANN HURST <R & L HURST S/F A/C>
MIN.AX	Mineral Resources Limited	X*****4930	Registry Data - Computershare	30/06/2023	117.0000	117.0000	MR RICHARD MICHAEL HURST & MRS LEE ANN HURST <R & L HURST S/F>
NAB.AX	National Australia Bank Limited	X*****4930	Registry Data - Computershare	30/06/2023	594.0000	594.0000	MR RICHARD MICHAEL HURST & MRS LEE ANN HURST <R & L HURST S/F>
ORG.AX	Origin Energy Limited	X*****4930	Registry Data - Boardroom	30/06/2023	1,185.0000	1,185.0000	MR RICHARD MICHAEL HURST & MRS LEE ANN HURST <R & L HURST S/F A/C>
QAN.AX	Qantas Airways Limited	X*****4930	Registry Data - Link	30/06/2023	2,630.0000	2,630.0000	MR RICHARD MICHAEL HURST & MRS LEE ANN HURST <R & L HURST S/F A/C>

R & L Hurst Superannuation Fund Balance Review Report

As at 30 June 2023

Investment Code	Investment Name	Holding Reference	Third Party Data			BGL Ledger Balance	Registered Name
			Data Feed Provider	Balance Date	Balance Amount		
QBE.AX	QBE Insurance Group Limited	X*****4930	Registry Data - Computershare	30/06/2023	773.0000	773.0000	MR RICHARD MICHAEL HURST & MRS LEE ANN HURST <R & L HURST S/F>
RHC.AX	Ramsay Health Care Limited	X*****4930	Registry Data - Boardroom	30/06/2023	121.0000	121.0000	MR RICHARD MICHAEL HURST & MRS LEE ANN HURST <R & L HURST S/F A/C>
STO.AX	Santos Limited	X*****4930	Registry Data - Computershare	30/06/2023	1,160.0000	1,160.0000	MR RICHARD MICHAEL HURST & MRS LEE ANN HURST <R & L HURST S/F>
S32.AX	South32 Limited	X*****4930	Registry Data - Computershare	30/06/2023	2,910.0000	2,910.0000	MR RICHARD MICHAEL HURST & MRS LEE ANN HURST <R & L HURST S/F>
VEA.AX	Viva Energy Group Limited	X*****4930	Registry Data - Link	30/06/2023	2,850.0000	2,850.0000	MR RICHARD MICHAEL HURST & MRS LEE ANN HURST <R & L HURST S/F A/C>
WBC.AX	Westpac Banking Corporation	X*****4930	Registry Data - Link	30/06/2023	682.0000	682.0000	MR RICHARD MICHAEL HURST & MRS LEE ANN HURST <R & L HURST S/F A/C>
WDS.AX	Woodside Energy Group Ltd	X*****4930	Registry Data - Computershare	30/06/2023	237.0000	237.0000	MR RICHARD MICHAEL HURST & MRS LEE ANN HURST <R & L HURST S/F>
WOW.AX	Woolworths Group Limited	X*****4930	Registry Data - Link	30/06/2023	222.0000	222.0000	MR RICHARD MICHAEL HURST & MRS LEE ANN

R & L Hurst Superannuation Fund

Balance Review Report

As at 30 June 2023

Investment Code	Investment Name	Holding Reference	Third Party Data			BGL Ledger	Registered Name
			Data Feed Provider	Balance Date	Balance Amount	Balance	
							HURST <R & L HURST S/F A/C>
78200	Units in Listed Unit Trusts (Australian)						
QPON.AX	Betashares Australian Bank Senior Floating Rate Bond Etf	X*****4930	Registry Data - Link	30/06/2023	1,285.0000	1,285.0000	MR RICHARD MICHAEL HURST & MRS LEE ANN HURST <R & L HURST S/F A/C>
IXJ.AX	Ishares Global Healthcare Etf	X*****4930	Registry Data - Computershare	30/06/2023	252.0000	252.0000	MR RICHARD MICHAEL HURST & MRS LEE ANN HURST <R & L HURST S/F>
IFRA.AX	Vaneck Ftse Global Infrastructure (hedged) Etf	X*****4930	Registry Data - Link	30/06/2023	1,680.0000	1,680.0000	MR RICHARD MICHAEL HURST & MRS LEE ANN HURST <R & L HURST S/F A/C>

R & L Hurst Superannuation Fund

Investment Movement Report

As at 30 June 2023

Investment	Opening Balance		Additions		Disposals			Closing Balance		
	Units	Cost	Units	Cost	Units	Cost	Accounting Profit/(Loss)	Units	Cost	Market Value
Bank Accounts										
ANZ Business Cash Management ***59571		14,733.06		120,215.92		(116,946.52)			18,002.46	18,002.46
ANZ Business Online Saver ***66119		20,734.46		87,491.49		(50,000.00)			58,225.95	58,225.95
ANZ Cash Investment ***38437				157,114.29		(157,114.29)			0.00	0.00
North Investment Cash Account		566.03		26,754.56		(25,350.76)			1,969.83	1,969.83
		36,033.55		391,576.26		(349,411.57)			78,198.24	78,198.24
Term Deposits										
Adelaide Bank Money Market ***4949		15,000.00		130.89		(130.89)			15,000.00	15,000.00
		15,000.00		130.89		(130.89)			15,000.00	15,000.00
Derivatives (Options, Hybrids, Future Contracts)										
MFGO.AX - Magellan Financial Group Limited	20.00	0.00						20.00	0.00	4.00
		0.00							0.00	4.00
Managed Investments (Australian)										
HURSTNORTH - North Investment	476,447.85	546,012.85	23,082.19	25,241.15				499,530.04	571,254.00	591,560.46
		546,012.85		25,241.15					571,254.00	591,560.46

R & L Hurst Superannuation Fund

Investment Movement Report

As at 30 June 2023

Investment	Opening Balance		Additions		Disposals			Closing Balance		
	Units	Cost	Units	Cost	Units	Cost	Accounting Profit/(Loss)	Units	Cost	Market Value
	575.00	6,563.52	198.00	3,008.80				773.00	9,572.32	12,112.91
RHC.AX - Ramsay Health Care Limited			121.00	6,994.93				121.00	6,994.93	6,811.09
RWC.AX - Reliance Worldwide Corporation Limited	1,890.00	7,030.26			(1,890.00)	(7,030.26)	614.69		0.00	
STO.AX - Santos Limited			1,160.00	8,469.60				1,160.00	8,469.60	8,723.20
SVW.AX - Seven Group Holdings Limited	270.00	5,014.13			(270.00)	(5,014.13)	1,635.87		0.00	
S32.AX - South32 Limited	1,035.00	4,981.83	1,875.00	7,434.63				2,910.00	12,416.46	10,941.60
SUN.AX - Suncorp Group Limited	464.00	5,590.68			(464.00)	(5,590.68)	468.72		0.00	
VEA.AX - Viva Energy Group Limited			2,850.00	8,426.50				2,850.00	8,426.50	8,578.50
WES.AX - Wesfarmers Limited	238.00	7,595.64			(238.00)	(7,595.64)	3,856.96		0.00	
WBC.AX - Westpac Banking Corporation			682.00	13,993.18				682.00	13,993.18	14,553.88
WDS.AX - Woodside Energy Group Ltd	469.00	15,605.59			(232.00)	(8,160.95)	(165.51)	237.00	7,444.64	8,162.28
WOW.AX - Woolworths Group Limited			222.00	8,514.68				222.00	8,514.68	8,820.06
	216,797.94		122,122.87		(77,858.23)		10,633.41		261,062.58	276,271.69

R & L Hurst Superannuation Fund

Investment Movement Report

As at 30 June 2023

Investment	Opening Balance		Additions		Disposals			Closing Balance		
	Units	Cost	Units	Cost	Units	Cost	Accounting Profit/(Loss)	Units	Cost	Market Value
Units in Listed Unit Trusts (Australian)										
QPON.AX - Betashares Australian Bank Senior Floating Rate Bond Etf	899.00	22,988.45	386.00	9,993.24				1,285.00	32,981.69	33,294.35
CHC.AX - Charter Hall Group	538.00	8,991.45			(538.00)	(8,991.45)	(3,145.09)		0.00	
GMG.AX - Goodman Group	475.00	3,022.07			(475.00)	(3,022.07)	6,278.85		0.00	
IXJ.AX - Ishares Global Healthcare Etf	171.00	19,945.63	81.00	10,010.82				252.00	29,956.45	32,014.08
IFRA.AX - Vaneck Ftse Global Infrastructure (hedged) Etf	944.00	19,975.16	736.00	14,987.36				1,680.00	34,962.52	33,936.00
		74,922.76		34,991.42		(12,013.52)	3,133.76		97,900.66	99,244.43
	1,467,026.63		574,062.59		(439,414.21)		13,767.17		1,601,675.01	1,910,278.82

78200 - Units in Listed Unit Trusts (Australian)

2023 Financial Year

Preparer Kelly Fu

Reviewer Kelly Fu

Status Completed

Account Code	Description	CY Units	CY Balance	LY Units	LY Balance	Change
CHC.AX	Charter Hall Group	0.000000	\$0.00	538.000000	\$5,826.54	100%
GMG.AX	Goodman Group	0.000000	\$0.00	475.000000	\$8,474.00	100%
IFRA.AX	Vaneck Ftse Global Infrastructure (hedged) Etf	1680.000000	\$33,936.00	944.000000	\$20,343.20	66.82%
IXJ.AX	Ishares Global Healthcare Etf	252.000000	\$32,014.08	171.000000	\$20,124.99	59.08%
QPON.AX	Betashares Australian Bank Senior Floating Rate Bond Etf	1285.000000	\$33,294.35	899.000000	\$22,951.47	45.06%
TOTAL		CY Units	CY Balance	LY Units	LY Balance	
		3217.000000	\$99,244.43	3027.000000	\$77,720.20	

Supporting Documents

No supporting documents

External URLs

No External URLs

Standard Checklist

- Attach copies of Statements and Source Documentation
- Attach Investment Movement Report
- Ensure all Investments are valued correctly at June 30
- Ensure the investment is in accordance with the Fund's investment strategy
- Ensure the investment is in accordance with the SIS Act

85000 - Income Tax Payable/Refundable

2023 Financial Year

Preparer Kelly Fu

Reviewer Kelly Fu

Status Completed

Account Code	Description	CY Balance	LY Balance	Change
85000	Income Tax Payable/Refundable	\$1,511.54	\$1,927.09	(21.56)%
TOTAL		CY Balance	LY Balance	
		\$1,511.54	\$1,927.09	

Supporting Documents

- Statement of Taxable Income [Report](#)
- Tax Reconciliation Report [Report](#)
- 85000 - ATO ITA 2023.pdf

External URLs

No External URLs

Standard Checklist

- ~~Attach Actuarial Certificate (if applicable)~~
- ~~Attach any other Tax reconciliations~~
- ~~Attach copy of Exempt Pension Reconciliation (if applicable)~~
- ~~Attach copy of Non Deductible Expense Reconciliation (if applicable)~~
- Attach copy of Statement of Taxable Income
- Attach copy of Tax Reconciliation Report
- Confirm Transactions in ATO Portal

R & L Hurst Superannuation Fund

Statement of Taxable Income

For the year ended 30 June 2023

	2023
	\$
Benefits accrued as a result of operations	464,904.94
Less	
Increase in MV of investments	338,456.55
Realised Accounting Capital Gains	13,767.17
Accounting Trust Distributions	20,271.09
Non Taxable Contributions	8,000.00
	<u>380,494.81</u>
Add	
Franking Credits	4,196.72
Foreign Credits	778.03
Credit for Tax Withheld - Foreign resident withholding	28.04
Taxable Trust Distributions	2,616.58
Distributed Foreign income	5,287.04
	<u>12,906.41</u>
SMSF Annual Return Rounding	(1.54)
Taxable Income or Loss	<u>97,315.00</u>
Income Tax on Taxable Income or Loss	14,597.25
Less	
Franking Credits	4,196.72
Foreign Credits	778.03
Credit for Tax Withheld - Foreign resident withholding	28.04
CURRENT TAX OR REFUND	<u>9,594.46</u>
Supervisory Levy	259.00
Income Tax Instalments Raised	(11,106.00)
AMOUNT DUE OR REFUNDABLE	<u>(1,252.54)</u>

R & L Hurst Superannuation Fund
Tax Reconciliation Report

For the year ended 30 June 2023

Tax Return Label	Date	Account Code	Account Name	Amount \$
B - Income - Gross rent and other leasing and hiring income				
	26/07/2022	28000/16HOOKERD1	16 Hooke Road, Edinburgh North SA 5113	4,000.00
	23/08/2022	28000/16HOOKERD1	16 Hooke Road, Edinburgh North SA 5113	5,000.00
	27/09/2022	28000/16HOOKERD1	16 Hooke Road, Edinburgh North SA 5113	4,000.00
	26/10/2022	28000/16HOOKERD1	16 Hooke Road, Edinburgh North SA 5113	5,000.00
	28/11/2022	28000/16HOOKERD1	16 Hooke Road, Edinburgh North SA 5113	4,000.00
	30/12/2022	28000/16HOOKERD1	16 Hooke Road, Edinburgh North SA 5113	4,000.00
	30/01/2023	28000/16HOOKERD1	16 Hooke Road, Edinburgh North SA 5113	4,000.00
	27/02/2023	28000/16HOOKERD1	16 Hooke Road, Edinburgh North SA 5113	5,000.00
	27/03/2023	28000/16HOOKERD1	16 Hooke Road, Edinburgh North SA 5113	4,000.00
	27/04/2023	28000/16HOOKERD1	16 Hooke Road, Edinburgh North SA 5113	4,000.00
	29/05/2023	28000/16HOOKERD1	16 Hooke Road, Edinburgh North SA 5113	4,000.00
	26/06/2023	28000/16HOOKERD1	16 Hooke Road, Edinburgh North SA 5113	9,000.00
Sub-Total				56,000.00
Ignore Cents				0.00
Total				56,000.00
C - Income - Gross interest				
	02/07/2022	25000/ADLTD4949	Adelaide Bank Money Market ***4949	18.70
	29/07/2022	25000/ANZ66119	ANZ Business Online Saver ***66119	2.52
	29/07/2022	25000/ANZ59571	ANZ Business Cash Management ***59571	0.11
	31/08/2022	25000/ANZ59571	ANZ Business Cash Management ***59571	0.07
	31/08/2022	25000/ANZ66119	ANZ Business Online Saver ***66119	7.50
	30/09/2022	25000/ANZ59571	ANZ Business Cash Management ***59571	0.07
	30/09/2022	25000/ANZ66119	ANZ Business Online Saver ***66119	10.82
	31/10/2022	25000/ANZ59571	ANZ Business Cash Management ***59571	0.07
	31/10/2022	25000/ANZ66119	ANZ Business Online Saver ***66119	23.30
	30/11/2022	25000/ANZ59571	ANZ Business Cash Management ***59571	0.08
	30/11/2022	25000/ANZ66119	ANZ Business Online Saver ***66119	32.12
	30/12/2022	25000/ANZ59571	ANZ Business Cash Management ***59571	0.10
	30/12/2022	25000/ANZ66119	ANZ Business Online Saver ***66119	36.88
	09/01/2023	25000/ADLTD4949	Adelaide Bank Money Market ***4949	112.19
	31/01/2023	25000/ANZ59571	ANZ Business Cash Management ***59571	0.09
	31/01/2023	25000/ANZ66119	ANZ Business Online Saver ***66119	43.78
	28/02/2023	25000/ANZ59571	ANZ Business Cash Management ***59571	0.04
	28/02/2023	25000/ANZ66119	ANZ Business Online Saver ***66119	41.79

R & L Hurst Superannuation Fund

Tax Reconciliation Report

For the year ended 30 June 2023

Tax Return Label	Date	Account Code	Account Name	Amount \$
C - Income - Gross interest				
	31/03/2023	25000/ANZ59571	ANZ Business Cash Management ***59571	0.09
	31/03/2023	25000/ANZ66119	ANZ Business Online Saver ***66119	59.75
	28/04/2023	25000/ANZ59571	ANZ Business Cash Management ***59571	0.05
	28/04/2023	25000/ANZ66119	ANZ Business Online Saver ***66119	63.25
	31/05/2023	25000/ANZ59571	ANZ Business Cash Management ***59571	0.09
	31/05/2023	25000/ANZ66119	ANZ Business Online Saver ***66119	79.08
	30/06/2023	25000/ANZ59571	ANZ Business Cash Management ***59571	0.11
	30/06/2023	25000/ANZ66119	ANZ Business Online Saver ***66119	90.70
Sub-Total				623.35
Ignore Cents				0.35
Total				623.00
D1 - Income - Gross foreign income				
	29/07/2022	23900/JHX.AX	James Hardie Industries Plc	112.14
	30/06/2023	23800/IXJ.AX	Ishares Global Healthcare Etf	352.75
	30/06/2023	23800/GMG.AX	Goodman Group	9.95
	30/06/2023	23800/HURSTNORTH	North Investment	5,702.37
Sub-Total				6,177.21
Ignore Cents				0.21
Total				6,177.00
D - Income - Net foreign income				
	29/07/2022	23900/JHX.AX	James Hardie Industries Plc	112.14
	30/06/2023	23800/IXJ.AX	Ishares Global Healthcare Etf	352.75
	30/06/2023	23800/GMG.AX	Goodman Group	9.95
	30/06/2023	23800/HURSTNORTH	North Investment	5,702.37
Sub-Total				6,177.21
Ignore Cents				0.21
Total				6,177.00
J - Unfranked dividend amount				
	04/07/2022	23900/MQG.AX	Macquarie Group Limited	161.70
	12/09/2022	23900/CPU.AX	Computershare Limited.	64.80
	23/09/2022	23900/QBE.AX	QBE Insurance Group Limited	46.58
	28/09/2022	23900/AMC.AX	Amcor Limited	100.63
	30/09/2022	23900/ORG.AX	Origin Energy Limited	48.88
	05/10/2022	23900/CSL.AX	CSL Limited	68.05
	07/10/2022	23900/RWC.AX	Reliance Worldwide Corporation Limited	121.44
	20/10/2022	23900/LOV.AX	Lovisa Holdings Limited	93.24
	13/12/2022	23900/AMC.AX	Amcor Limited	113.34
	13/12/2022	23900/MQG.AX	Macquarie Group Limited	158.40
	21/03/2023	23900/CPU.AX	Computershare Limited.	64.80
	21/03/2023	23900/AMC.AX	Amcor Limited	100.86

R & L Hurst Superannuation Fund

Tax Reconciliation Report

For the year ended 30 June 2023

Tax Return Label	Date	Account Code	Account Name	Amount \$
J - Unfranked dividend amount				
	05/04/2023	23900/CSL.AX	CSL Limited	69.72
	06/04/2023	23900/RWC.AX	Reliance Worldwide Corporation Limited	110.45
	14/04/2023	23900/QBE.AX	QBE Insurance Group Limited	155.25
	20/06/2023	23900/AMC.AX	Amcors Limited	107.45
Sub-Total				1,585.59
Ignore Cents				0.59
Total				1,585.00
K - Franked dividend amount				
	01/07/2022	23900/ANZ.AX	ANZ Group Holdings Limited	223.20
	04/07/2022	23900/MQG.AX	Macquarie Group Limited	107.80
	09/09/2022	23900/JBH.AX	Jb Hi-fi Limited	368.73
	16/09/2022	23900/ARG.AX	Argo Investments Limited	191.08
	21/09/2022	23900/SUN.AX	Suncorp Group Limited	78.88
	23/09/2022	23900/QBE.AX	QBE Insurance Group Limited	5.17
	23/09/2022	23900/MIN.AX	Mineral Resources Limited	117.00
	23/09/2022	23900/BHP.AX	BHP Group Limited	1,541.31
	30/09/2022	23900/ORG.AX	Origin Energy Limited	146.65
	30/09/2022	23900/EVN.AX	Evolution Mining Limited	111.45
	05/10/2022	23900/CSL.AX	CSL Limited	7.56
	06/10/2022	23900/WES.AX	Wesfarmers Limited	238.00
	06/10/2022	23900/WDS.AX	Woodside Energy Group Ltd	750.18
	07/10/2022	23900/RWC.AX	Reliance Worldwide Corporation Limited	13.49
	13/10/2022	23900/S32.AX	South32 Limited	260.10
	20/10/2022	23900/LOV.AX	Lovisa Holdings Limited	39.96
	28/10/2022	23900/SVW.AX	Seven Group Holdings Limited	62.10
	13/12/2022	23900/MQG.AX	Macquarie Group Limited	105.60
	14/12/2022	23900/NAB.AX	National Australia Bank Limited	463.32
	15/12/2022	23900/ANZ.AX	ANZ Group Holdings Limited	291.56
	10/03/2023	23900/JBH.AX	Jb Hi-fi Limited	474.77
	10/03/2023	23900/ARG.AX	Argo Investments Limited	185.46
	24/03/2023	23900/ORG.AX	Origin Energy Limited	195.53
	28/03/2023	23900/WES.AX	Wesfarmers Limited	209.44
	30/03/2023	23900/MIN.AX	Mineral Resources Limited	140.40
	30/03/2023	23900/BHP.AX	BHP Group Limited	823.64
	31/03/2023	23900/SUN.AX	Suncorp Group Limited	153.12
	05/04/2023	23900/WDS.AX	Woodside Energy Group Ltd	1,010.41
	06/04/2023	23900/S32.AX	South32 Limited	75.92
	06/04/2023	23900/RWC.AX	Reliance Worldwide Corporation Limited	12.27
	14/04/2023	23900/QBE.AX	QBE Insurance Group Limited	17.25
	20/04/2023	23900/LOV.AX	Lovisa Holdings Limited	136.80
	05/05/2023	23900/SVW.AX	Seven Group Holdings Limited	62.10

R & L Hurst Superannuation Fund

Tax Reconciliation Report

For the year ended 30 June 2023

Tax Return Label	Date	Account Code	Account Name	Amount \$
K - Franked dividend amount				
	02/06/2023	23900/EVN.AX	Evolution Mining Limited	74.30
Sub-Total				8,694.55
Ignore Cents				0.55
Total				8,694.00
L - Income - Dividend franking credit				
	01/07/2022	23900/ANZ.AX	ANZ Group Holdings Limited	95.66
	04/07/2022	23900/MQG.AX	Macquarie Group Limited	46.20
	09/09/2022	23900/JBH.AX	Jb Hi-fi Limited	158.03
	16/09/2022	23900/ARG.AX	Argo Investments Limited	81.89
	21/09/2022	23900/SUN.AX	Suncorp Group Limited	33.81
	23/09/2022	23900/QBE.AX	QBE Insurance Group Limited	2.22
	23/09/2022	23900/MIN.AX	Mineral Resources Limited	50.14
	23/09/2022	23900/BHP.AX	BHP Group Limited	660.56
	30/09/2022	23900/ORG.AX	Origin Energy Limited	62.85
	30/09/2022	23900/EVN.AX	Evolution Mining Limited	47.76
	05/10/2022	23900/CSL.AX	CSL Limited	3.24
	06/10/2022	23900/WES.AX	Wesfarmers Limited	102.00
	06/10/2022	23900/WDS.AX	Woodside Energy Group Ltd	321.51
	07/10/2022	23900/RWC.AX	Reliance Worldwide Corporation Limited	5.78
	13/10/2022	23900/S32.AX	South32 Limited	111.47
	20/10/2022	23900/LOV.AX	Lovisa Holdings Limited	17.13
	28/10/2022	23900/SVW.AX	Seven Group Holdings Limited	26.61
	13/12/2022	23900/MQG.AX	Macquarie Group Limited	45.26
	14/12/2022	23900/NAB.AX	National Australia Bank Limited	198.57
	15/12/2022	23900/ANZ.AX	ANZ Group Holdings Limited	124.95
	10/03/2023	23900/JBH.AX	Jb Hi-fi Limited	203.47
	10/03/2023	23900/ARG.AX	Argo Investments Limited	79.48
	24/03/2023	23900/ORG.AX	Origin Energy Limited	83.80
	28/03/2023	23900/WES.AX	Wesfarmers Limited	89.76
	30/03/2023	23900/MIN.AX	Mineral Resources Limited	60.17
	30/03/2023	23900/BHP.AX	BHP Group Limited	352.99
	31/03/2023	23900/SUN.AX	Suncorp Group Limited	65.62
	05/04/2023	23900/WDS.AX	Woodside Energy Group Ltd	433.03
	06/04/2023	23900/S32.AX	South32 Limited	32.54
	06/04/2023	23900/RWC.AX	Reliance Worldwide Corporation Limited	5.26
	14/04/2023	23900/QBE.AX	QBE Insurance Group Limited	7.39
	20/04/2023	23900/LOV.AX	Lovisa Holdings Limited	58.63
	05/05/2023	23900/SVW.AX	Seven Group Holdings Limited	26.61
	02/06/2023	23900/EVN.AX	Evolution Mining Limited	31.84
Sub-Total				3,726.23
Ignore Cents				0.23
Total				3,726.00

R & L Hurst Superannuation Fund

Tax Reconciliation Report

For the year ended 30 June 2023

Tax Return Label	Date	Account Code	Account Name	Amount \$
M - Gross trust distributions				
	30/06/2023	23800/IFRA.AX	Vaneck Ftse Global Infrastructure (hedged) Etf	1.40
	30/06/2023	23800/IXJ.AX	Ishares Global Healthcare Etf	0.03
	30/06/2023	23800/QPON.AX	Betashares Australian Bank Senior Floating Rate Bond Etf	683.79
	30/06/2023	23800/CHC.AX	Charter Hall Group	152.23
	30/06/2023	23800/GMG.AX	Goodman Group	8.62
	30/06/2023	23800/HURSTNORTH	North Investment	2,241.00
Sub-Total				3,087.07
Ignore Cents				0.07
Total				3,087.00
R2 - Assessable personal contributions				
	27/07/2022	24200/HURLEE00001A	(Contributions) Hurst, Lee Ann - Accumulation (Accumulation)	1,600.00
	31/08/2022	24200/HURLEE00001A	(Contributions) Hurst, Lee Ann - Accumulation (Accumulation)	2,000.00
	28/09/2022	24200/HURRIC00001A	(Contributions) Hurst, Richard - Accumulation (Accumulation)	1,600.00
	31/10/2022	24200/HURRIC00001A	(Contributions) Hurst, Richard - Accumulation (Accumulation)	2,000.00
	01/12/2022	24200/HURLEE00001A	(Contributions) Hurst, Lee Ann - Accumulation (Accumulation)	1,600.00
	09/01/2023	24200/HURRIC00001A	(Contributions) Hurst, Richard - Accumulation (Accumulation)	1,600.00
	30/01/2023	24200/HURLEE00001A	(Contributions) Hurst, Lee Ann - Accumulation (Accumulation)	2,000.00
	27/02/2023	24200/HURLEE00001A	(Contributions) Hurst, Lee Ann - Accumulation (Accumulation)	1,600.00
	29/03/2023	24200/HURRIC00001A	(Contributions) Hurst, Richard - Accumulation (Accumulation)	1,600.00
	26/04/2023	24200/HURLEE00001A	(Contributions) Hurst, Lee Ann - Accumulation (Accumulation)	1,600.00
	29/05/2023	24200/HURRIC00001A	(Contributions) Hurst, Richard - Accumulation (Accumulation)	2,000.00
	30/05/2023	24200/HURLEE00001A	(Contributions) Hurst, Lee Ann - Accumulation (Accumulation)	13,100.00
	30/05/2023	24200/HURRIC00001A	(Contributions) Hurst, Richard - Accumulation (Accumulation)	13,100.00
	26/06/2023	24200/HURRIC00001A	(Contributions) Hurst, Richard - Accumulation (Accumulation)	1,600.00
Sub-Total				47,000.00
Ignore Cents				0.00
Total				47,000.00
R - Assessable contributions (R1 plus R2 plus R3 less R6)				
			Assessable personal contributions	47,000.00
Sub-Total				47,000.00
Ignore Cents				0.00
Total				47,000.00
S - Income - Other income				
	01/09/2022	26500/ANZ.AX	ANZ Group Holdings Limited	110.70

R & L Hurst Superannuation Fund

Tax Reconciliation Report

For the year ended 30 June 2023

Tax Return Label	Date	Account Code	Account Name	Amount \$
S - Income - Other income				
Sub-Total				110.70
Ignore Cents				0.70
Total				110.00
W - GROSS INCOME (Sum of labels A to U)				
				127,002.00
Sub-Total				127,002.00
Ignore Cents				0.00
Total				127,002.00
V - TOTAL ASSESSABLE INCOME (W less Y)				
				127,002.00
Sub-Total				127,002.00
Ignore Cents				0.00
Total				127,002.00
F1 - Expenses - Insurance Premiums				
	08/02/2023	39000/HURLEE00001A	(Life Insurance Premiums) Hurst, Lee Ann - Accumulation (Accumula...	1,082.52
	04/07/2022	39000/HURRIC00001A	(Life Insurance Premiums) Hurst, Richard - Accumulation (Accumula...	696.25
	04/08/2022	39000/HURRIC00001A	(Life Insurance Premiums) Hurst, Richard - Accumulation (Accumula...	696.25
	05/09/2022	39000/HURRIC00001A	(Life Insurance Premiums) Hurst, Richard - Accumulation (Accumula...	696.25
	05/10/2022	39000/HURRIC00001A	(Life Insurance Premiums) Hurst, Richard - Accumulation (Accumula...	813.57
	04/11/2022	39000/HURRIC00001A	(Life Insurance Premiums) Hurst, Richard - Accumulation (Accumula...	813.57
	05/12/2022	39000/HURRIC00001A	(Life Insurance Premiums) Hurst, Richard - Accumulation (Accumula...	813.57
	04/01/2023	39000/HURRIC00001A	(Life Insurance Premiums) Hurst, Richard - Accumulation (Accumula...	813.57
	06/02/2023	39000/HURRIC00001A	(Life Insurance Premiums) Hurst, Richard - Accumulation (Accumula...	813.57
	06/03/2023	39000/HURRIC00001A	(Life Insurance Premiums) Hurst, Richard - Accumulation (Accumula...	813.57
	04/04/2023	39000/HURRIC00001A	(Life Insurance Premiums) Hurst, Richard - Accumulation (Accumula...	813.57
	04/05/2023	39000/HURRIC00001A	(Life Insurance Premiums) Hurst, Richard - Accumulation (Accumula...	813.57
	05/06/2023	39000/HURRIC00001A	(Life Insurance Premiums) Hurst, Richard - Accumulation (Accumula...	813.57
Sub-Total				10,493.40
Ignore Cents				0.40
Total				10,493.00
H1 - Expenses - SMSF auditor fee				
	14/02/2023	30700	Auditor's Remuneration	880.00
Sub-Total				880.00
Ignore Cents				0.00
Total				880.00
I1 - Expenses - Investment expenses				

R & L Hurst Superannuation Fund

Tax Reconciliation Report

For the year ended 30 June 2023

Tax Return Label	Date	Account Code	Account Name	Amount \$
I1 - Expenses - Investment expenses				
	28/07/2022	41960/16HOOKERD1	16 Hooke Road, Edinburgh North SA 5113	1,715.90
	03/11/2022	41960/16HOOKERD1	16 Hooke Road, Edinburgh North SA 5113	1,713.00
	31/01/2023	41960/16HOOKERD1	16 Hooke Road, Edinburgh North SA 5113	1,713.00
	01/05/2023	41960/16HOOKERD1	16 Hooke Road, Edinburgh North SA 5113	1,713.00
	18/08/2022	41960/16HOOKERD1	16 Hooke Road, Edinburgh North SA 5113	642.75
	22/08/2022	42150/16HOOKERD1	16 Hooke Road, Edinburgh North SA 5113	205.56
	21/11/2022	42150/16HOOKERD1	16 Hooke Road, Edinburgh North SA 5113	258.09
	20/02/2023	42150/16HOOKERD1	16 Hooke Road, Edinburgh North SA 5113	203.07
	23/05/2023	42150/16HOOKERD1	16 Hooke Road, Edinburgh North SA 5113	194.38
	30/06/2023	37500/HURSTNORTH	North Investment	6,287.01
Sub-Total				14,645.76
Ignore Cents				0.76
Total				14,645.00
J1 - Expenses - Management and administration expenses				
	14/02/2023	30100	Accountancy Fees	3,410.00
	27/02/2023	30400	ATO Supervisory Levy	259.00
Sub-Total				3,669.00
Ignore Cents				0.00
Total				3,669.00
N - TOTAL DEDUCTIONS				
				29,687.00
Sub-Total				29,687.00
Ignore Cents				0.00
Total				29,687.00
O - TAXABLE INCOME OR LOSS				
				97,315.00
Sub-Total				97,315.00
Ignore Cents				0.00
Total				97,315.00
Z - TOTAL SMSF EXPENSES				
				29,687.00
Sub-Total				29,687.00
Ignore Cents				0.00
Total				29,687.00
A - Taxable income				
				97,315.00

R & L Hurst Superannuation Fund

Tax Reconciliation Report

For the year ended 30 June 2023

Tax Return Label	Date	Account Code	Account Name	Amount \$
A - Taxable income				
Sub-Total				97,315.00
Ignore Cents				0.00
Total				97,315.00
T1 - Tax on taxable income				
				14,597.25
Sub-Total				14,597.25
Ignore Cents				0.00
Total				14,597.25
B - Gross Tax				
				14,597.25
Sub-Total				14,597.25
Ignore Cents				0.00
Total				14,597.25
C1 - Foreign income tax offset				
	30/06/2023	23800/IXJ.AX	Ishares Global Healthcare Etf	52.83
	30/06/2023	23800/GMG.AX	Goodman Group	0.70
	30/06/2023	23800/HURSTNORTH	North Investment	724.50
Sub-Total				778.03
Ignore Cents				0.00
Total				778.03
C - Non-refundable non-carry forward tax offsets				
				778.03
Sub-Total				778.03
Ignore Cents				0.00
Total				778.03
T2 - SUBTOTAL				
				13,819.22
Sub-Total				13,819.22
Ignore Cents				0.00
Total				13,819.22
T3 - SUBTOTAL 2				
				13,819.22
Sub-Total				13,819.22
Ignore Cents				0.00
Total				13,819.22
E1 - Complying fund's franking credits tax offset				
	01/07/2022	23900/ANZ.AX	ANZ Group Holdings Limited	95.66
	04/07/2022	23900/MQG.AX	Macquarie Group Limited	46.20
	09/09/2022	23900/JBH.AX	Jb Hi-fi Limited	158.03
	16/09/2022	23900/ARG.AX	Argo Investments Limited	81.89

R & L Hurst Superannuation Fund

Tax Reconciliation Report

For the year ended 30 June 2023

Tax Return Label	Date	Account Code	Account Name	Amount \$
E1 - Complying fund's franking credits tax offset				
	21/09/2022	23900/SUN.AX	Suncorp Group Limited	33.81
	23/09/2022	23900/QBE.AX	QBE Insurance Group Limited	2.22
	23/09/2022	23900/MIN.AX	Mineral Resources Limited	50.14
	23/09/2022	23900/BHP.AX	BHP Group Limited	660.56
	30/09/2022	23900/ORG.AX	Origin Energy Limited	62.85
	30/09/2022	23900/EVN.AX	Evolution Mining Limited	47.76
	05/10/2022	23900/CSL.AX	CSL Limited	3.24
	06/10/2022	23900/WES.AX	Wesfarmers Limited	102.00
	06/10/2022	23900/WDS.AX	Woodside Energy Group Ltd	321.51
	07/10/2022	23900/RWC.AX	Reliance Worldwide Corporation Limited	5.78
	13/10/2022	23900/S32.AX	South32 Limited	111.47
	20/10/2022	23900/LOV.AX	Lovisa Holdings Limited	17.13
	28/10/2022	23900/SVW.AX	Seven Group Holdings Limited	26.61
	13/12/2022	23900/MQG.AX	Macquarie Group Limited	45.26
	14/12/2022	23900/NAB.AX	National Australia Bank Limited	198.57
	15/12/2022	23900/ANZ.AX	ANZ Group Holdings Limited	124.95
	10/03/2023	23900/JBH.AX	Jb Hi-fi Limited	203.47
	10/03/2023	23900/ARG.AX	Argo Investments Limited	79.48
	24/03/2023	23900/ORG.AX	Origin Energy Limited	83.80
	28/03/2023	23900/WES.AX	Wesfarmers Limited	89.76
	30/03/2023	23900/MIN.AX	Mineral Resources Limited	60.17
	30/03/2023	23900/BHP.AX	BHP Group Limited	352.99
	31/03/2023	23900/SUN.AX	Suncorp Group Limited	65.62
	05/04/2023	23900/WDS.AX	Woodside Energy Group Ltd	433.03
	06/04/2023	23900/S32.AX	South32 Limited	32.54
	06/04/2023	23900/RWC.AX	Reliance Worldwide Corporation Limited	5.26
	14/04/2023	23900/QBE.AX	QBE Insurance Group Limited	7.39
	20/04/2023	23900/LOV.AX	Lovisa Holdings Limited	58.63
	05/05/2023	23900/SVW.AX	Seven Group Holdings Limited	26.61
	02/06/2023	23900/EVN.AX	Evolution Mining Limited	31.84
	30/06/2023	23800/IFRA.AX	Vaneck Ftse Global Infrastructure (hedged) Etf	1.40
	30/06/2023	23800/CHC.AX	Charter Hall Group	42.84
	30/06/2023	23800/HURSTNORTH	North Investment	426.25
Sub-Total				4,196.72
Ignore Cents				0.00
Total				4,196.72
E - Refundable tax offsets				
				4,196.72
Sub-Total				4,196.72
Ignore Cents				0.00
Total				4,196.72

R & L Hurst Superannuation Fund

Tax Reconciliation Report

For the year ended 30 June 2023

Tax Return Label	Date	Account Code	Account Name	Amount \$
T5 - TAX PAYABLE				
				9,622.50
Sub-Total				9,622.50
Ignore Cents				0.00
Total				9,622.50
H2 - Credit for tax withheld – foreign resident withholding				
	29/07/2022	23900/JHX.AX	James Hardie Industries Plc	28.04
Sub-Total				28.04
Ignore Cents				0.00
Total				28.04
H - Eligible credits				
				28.04
Sub-Total				28.04
Ignore Cents				0.00
Total				28.04
K - PAYG instalments raised				
	05/10/2022	85000	Income Tax Payable/Refundable	3,259.00
	21/12/2022	85000	Income Tax Payable/Refundable	3,259.00
	28/03/2023	85000	Income Tax Payable/Refundable	1,811.00
	30/06/2023	85000	Income Tax Payable/Refundable	2,777.00
Sub-Total				11,106.00
Ignore Cents				0.00
Total				11,106.00
L - Supervisory levy				
				259.00
Sub-Total				259.00
Ignore Cents				0.00
Total				259.00
S - AMOUNT DUE OR REFUNDABLE				
				(1,252.54)
Sub-Total				(1,252.54)
Ignore Cents				0.00
Total				(1,252.54)



Activity statement 001

Tax type summary

Income tax year	2023
Period	01 July 2022 - 30 June 2023
Type	Pay as you go Instalments
Balance	\$11,106.00 DR

Transactions

Processed date	Effective date	Description	Debit (DR)	Credit (CR)	Balance
30/10/2022	28/10/2022	Original Activity Statement for the period ending 30 Sep 22 - PAYG Instalments	\$3,259.00		\$3,259.00 DR
05/03/2023	28/02/2023	Original Activity Statement for the period ending 31 Dec 22 - PAYG Instalments	\$3,259.00		\$6,518.00 DR
30/04/2023	28/04/2023	Original Activity Statement for the period ending 31 Mar 23 - PAYG Instalments	\$1,811.00		\$8,329.00 DR
30/07/2023	28/07/2023	Original Activity Statement for the period ending 30 Jun 23 - PAYG Instalments	\$2,777.00		\$11,106.00 DR



Income tax 551

Date generated	06 February 2024
Overdue	\$0.00
Not yet due	\$0.00
Balance	\$0.00

Transactions

2 results found - from **01 July 2022** to **06 February 2024** sorted by **processed date** ordered **newest to oldest**

Processed date	Effective date	Description	Debit (DR)	Credit (CR)	Balance
22 Feb 2023	27 Feb 2023	EFT refund for Income Tax for the period from 01 Jul 21 to 30 Jun 22	\$1,668.09		\$0.00
22 Feb 2023	21 Feb 2023	Tax return Self Man Superfund - Income Tax for the period from 01 Jul 21 to 30 Jun 22		\$1,668.09	\$1,668.09 CR

86000 - PAYG Payable

2023 Financial Year

Preparer Kelly Fu

Reviewer Kelly Fu

Status Completed

Account Code	Description	CY Balance	LY Balance	Change
86000	PAYG Payable	(\$2,777.00)	\$0.00	100%
TOTAL		CY Balance	LY Balance	
		(\$2,777.00)	\$0.00	

Supporting Documents

- 86000 - ATO ICA 2023.pdf

External URLs

No External URLs

Standard Checklist

- Attach copy of PAYG Payment Summary
- Confirm Transactions in ATO Portal



Activity statement 001

Date generated	06 February 2024
Overdue	\$0.00
Not yet due	\$0.00
Balance	\$2,886.00 CR

Transactions

19 results found - from **01 July 2022** to **06 February 2024** sorted by **processed date** ordered **newest to oldest**

Processed date	Effective date	Description	Debit (DR)	Credit (CR)	Balance
16 Jan 2024	15 Jan 2024	Payment received		\$2,886.00	\$2,886.00 CR
5 Nov 2023	5 Nov 2023	General interest charge			\$0.00
5 Nov 2023	30 Oct 2023	Original Activity Statement for the period ending 30 Sep 23 - PAYG Instalments	\$2,885.00		\$0.00
5 Oct 2023	4 Oct 2023	Payment received		\$2,885.00	\$2,885.00 CR
30 Jul 2023	30 Jul 2023	General interest charge			\$0.00
30 Jul 2023	28 Jul 2023	Original Activity Statement for the period ending 30 Jun 23 - PAYG Instalments	\$2,777.00		\$0.00
5 Jul 2023	4 Jul 2023	Payment received		\$2,777.00	\$2,777.00 CR
30 Apr 2023	30 Apr 2023	General interest charge			\$0.00
30 Apr 2023	28 Apr 2023	Original Activity Statement for the period ending 31 Mar 23 - PAYG Instalments	\$1,811.00		\$0.00
29 Mar 2023	28 Mar 2023	Payment received		\$1,811.00	\$1,811.00 CR
5 Mar 2023	5 Mar 2023	General interest charge			\$0.00

Processed date	Effective date	Description	Debit (DR)	Credit (CR)	Balance
5 Mar 2023	28 Feb 2023	Original Activity Statement for the period ending 31 Dec 22 - PAYG Instalments	\$3,259.00		\$0.00
22 Dec 2022	21 Dec 2022	Payment received		\$3,259.00	\$3,259.00 CR
30 Oct 2022	30 Oct 2022	General interest charge			\$0.00
30 Oct 2022	28 Oct 2022	Original Activity Statement for the period ending 30 Sep 22 - PAYG Instalments	\$3,259.00		\$0.00
6 Oct 2022	5 Oct 2022	Payment received		\$3,259.00	\$3,259.00 CR
31 Jul 2022	31 Jul 2022	General interest charge			\$0.00
31 Jul 2022	28 Jul 2022	Original Activity Statement for the period ending 30 Jun 22 - PAYG Instalments	\$1,996.00		\$0.00
1 Jul 2022	30 Jun 2022	Payment received		\$1,996.00	\$1,996.00 CR

89000 - Deferred Tax Liability/Asset

2023 Financial Year

Preparer Kelly Fu

Reviewer Kelly Fu

Status Completed

Account Code	Description	CY Balance	LY Balance	Change
89000	Deferred Tax Liability/Asset	(\$29,431.83)	\$8,334.06	(453.15)%
TOTAL		CY Balance	LY Balance	
		(\$29,431.83)	\$8,334.06	

Supporting Documents

- Deferred Tax Reconciliation Report [Report](#)

External URLs

No External URLs

Standard Checklist

- Attach copy of Deferred Tax Reconciliation Report

R & L Hurst Superannuation Fund
Deferred Tax Reconciliation

For The Period 01 July 2022 - 30 June 2023

Investment Code	Investment Name	Revaluation/Tax Deferred	Permanent Difference (Non-Assessable)	Temporary Difference (Assessable)	Temporary Difference (Accumulation Portion)
Revaluations					
CSL.AX	CSL Limited	(120.12)	(40.04)	(80.08)	(80.08)
AKE.AX	Allkem Limited	254.55	84.84	169.71	169.71
MFGO.AX	Magellan Financial Group Limited	(10.70)	(3.56)	(7.14)	(7.14)
IXJ.AX	Ishares Global Healthcare Etf	1,878.27	626.09	1,252.18	1,252.18
CHC.AX	Charter Hall Group	3,164.91	1,054.97	2,109.94	2,109.94
SUN.AX	Suncorp Group Limited	495.96	165.32	330.64	330.64
16HOOKERD1	16 Hooke Road, Edinburgh North SA 5113	300,000.00	100,000.00	200,000.00	200,000.00
RWC.AX	Reliance Worldwide Corporation Limited	(605.34)	(201.78)	(403.56)	(403.56)
ORG.AX	Origin Energy Limited	3,175.80	1,058.60	2,117.20	2,117.20
EVN.AX	Evolution Mining Limited	5,573.38	1,857.79	3,715.59	3,715.59
QAN.AX	Qantas Airways Limited	3,631.12	1,210.37	2,420.75	2,420.75
SVW.AX	Seven Group Holdings Limited	529.43	176.48	352.95	352.95
VEA.AX	Viva Energy Group Limited	152.00	50.67	101.33	101.33
MQG.AX	Macquarie Group Limited	1,153.68	384.56	769.12	769.12
NAB.AX	National Australia Bank Limited	(605.88)	(201.96)	(403.92)	(403.92)
CGF.AX	Challenger Limited	531.80	177.27	354.53	354.53
JBH.AX	Jb Hi-fi Limited	2,301.13	767.04	1,534.09	1,534.09
ARG.AX	Argo Investments Limited	(44.96)	(14.98)	(29.98)	(29.98)
BHP.AX	BHP Group Limited	2,189.10	729.70	1,459.40	1,459.40
GMG.AX	Goodman Group	(5,451.93)	(1,817.31)	(3,634.62)	(3,634.62)

R & L Hurst Superannuation Fund

Deferred Tax Reconciliation

For The Period 01 July 2022 - 30 June 2023

Investment Code	Investment Name	Revaluation/Tax Deferred	Permanent Difference (Non-Assessable)	Temporary Difference (Assessable)	Temporary Difference (Accumulation Portion)
IFRA.AX	Vaneck Ftse Global Infrastructure (hedged) Etf	(1,394.56)	(464.85)	(929.71)	(929.71)
LOV.AX	Lovisa Holdings Limited	1,976.40	658.80	1,317.60	1,317.60
WDS.AX	Woodside Energy Group Ltd	1,390.27	463.42	926.85	926.85
ANZ.AX	ANZ Group Holdings Limited	661.92	220.64	441.28	441.28
WES.AX	Wesfarmers Limited	(2,378.94)	(792.97)	(1,585.97)	(1,585.97)
AMC.AX	Amcor Limited	(1,716.72)	(572.24)	(1,144.48)	(1,144.48)
QBE.AX	QBE Insurance Group Limited	2,117.86	705.95	1,411.91	1,411.91
JHX.AX	James Hardie Industries Plc	(3,591.32)	(1,197.11)	(2,394.21)	(2,394.21)
WOW.AX	Woolworths Group Limited	305.38	101.79	203.59	203.59
STO.AX	Santos Limited	253.60	84.53	169.07	169.07
HURSTNORTH	North Investment	21,164.82	7,054.94	14,109.88	14,109.88
IEL.AX	Idp Education Limited	(556.28)	(185.43)	(370.85)	(370.85)
ALL.AX	Aristocrat Leisure Limited	116.62	38.87	77.75	77.75
S32.AX	South32 Limited	(570.93)	(190.31)	(380.62)	(380.62)
WBC.AX	Westpac Banking Corporation	560.70	186.90	373.80	373.80
RHC.AX	Ramsay Health Care Limited	(183.84)	(61.28)	(122.56)	(122.56)
ILU.AX	Iluka Resources Limited	(581.64)	(193.88)	(387.76)	(387.76)
MIN.AX	Mineral Resources Limited	2,709.72	903.24	1,806.48	1,806.48
CPU.AX	Computershare Limited.	(328.76)	(109.59)	(219.17)	(219.17)
QPON.AX	Betashares Australian Bank Senior Floating Rate Bond Etf	349.64	116.55	233.09	233.09
BSL.AX	Bluescope Steel Limited	(39.59)	(13.20)	(26.39)	(26.39)
		338,456.55	112,818.84	225,637.71	225,637.71

R & L Hurst Superannuation Fund
Deferred Tax Reconciliation

For The Period 01 July 2022 - 30 June 2023

Investment Code	Investment Name	Revaluation/Tax Deferred	Permanent Difference (Non-Assessable)	Temporary Difference (Assessable)	Temporary Difference (Accumulation Portion)
Tax Deferred Distributions					
CHC.AX	Charter Hall Group	43.56	0.00	43.56	43.56
CHC.AX	Charter Hall Group	14.15	0.00	14.15	14.15
GMG.AX	Goodman Group	(147.38)	0.00	(147.38)	(147.38)
HURSTNORTH	North Investment	(85.18)	0.00	(85.18)	(85.18)
HURSTNORTH	North Investment	(7.47)	0.00	(7.47)	(7.47)
HURSTNORTH	North Investment	(177.25)	0.00	(177.25)	(177.25)
HURSTNORTH	North Investment	(0.00)	0.00	(0.00)	(0.00)
HURSTNORTH	North Investment	(14.27)	0.00	(14.27)	(14.27)
HURSTNORTH	North Investment	(71.36)	0.00	(71.36)	(71.36)
HURSTNORTH	North Investment	(114.30)	0.00	(114.30)	(114.30)
IFRA.AX	Vaneck Ftse Global Infrastructure (hedged) Etf	149.93	0.00	149.93	149.93
IFRA.AX	Vaneck Ftse Global Infrastructure (hedged) Etf	116.90	0.00	116.90	116.90
QPON.AX	Betashares Australian Bank Senior Floating Rate Bond Etf	79.59	0.00	79.59	79.59
QPON.AX	Betashares Australian Bank Senior Floating Rate Bond Etf	34.17	0.00	34.17	34.17
		(178.92)	0.00	(178.92)	(178.92)
Total		338,277.63	112,818.84	225,458.79	225,458.79

Deferred Tax Liability (Asset) Summary

Opening Balance	(8,334.06)
Current Year Transactions	33,818.82
Total Capital Losses	0.00
Total Tax Losses	0.00
Deferred Tax WriteBacks/Adjustment	0.00
Capital Loss carried forward recouped	3,947.07
Tax Loss carried forward recouped	0.00
Closing Balance	<hr/> 29,431.83 <hr/>

A - Financial Statements

2023 Financial Year

Preparer Kelly Fu

Reviewer Kelly Fu

Status N/A - Not Applicable

Supporting Documents

No supporting documents

External URLs

No External URLs

Standard Checklist

- Attach copy of Financial Statements
- Attach copy of SMSF Annual Return

B - Permanent Documents

2023 Financial Year

Preparer Kelly Fu

Reviewer Kelly Fu

Status N/A - Not Applicable

Supporting Documents

- Fund Summary Report Report

External URLs

No External URLs

Standard Checklist

- Attach latest copy of ASIC annual company statement (if corporate trustee)
- Ensure latest copies of ATO Trustee Declarations and ATO confirmation that the fund is a regulated fund is attached.
- Ensure latest copies of trustee consents, member consents and registers are attached
- Ensure latest copy of trust deed (including amendments) are attached
- Use [Australian Business Register](#) to ensure details are correct
- Use [Super Fund Lookup](#) to check the eligibility to receive rollovers and contributions

R & L Hurst Superannuation Fund

Fund Summary Report

As at 30 June 2023

Fund Details

Date Formed: 15/03/2009
Tax File Number: Provided
ABN: 67287083410

Period: 01/07/2022 - 30/06/2023
Fund Type: SMSF
GST Registered: No

Postal Address:

40 Paternoster Road
Reid, South Australia 5118

Physical Address:

40 Paternoster Road
Reid, South Australia 5118

Members

Number of Members: 2

Name	Age	Member Accounts	Pension Accounts	Tax File Number	Beneficiary Details
Hurst, Lee Ann	52	1	0	Provided	Not Provided
Hurst, Richard	52	1	0	Provided	Not Provided

Fund Relationships

Relationship Type	Contact
Accountant	Fu, Kelly
Auditor	Boys, Anthony William
Fund Contact	Hurst, Richard
Tax Agent	PDK Financial Synergy Pty Ltd
Trustee	Hurst, Lee Ann
Trustee	Hurst, Richard

C - Other Documents

2023 Financial Year

Preparer Kelly Fu

Reviewer Kelly Fu

Status N/A - Not Applicable

Supporting Documents

No supporting documents

External URLs

No External URLs

Standard Checklist

- Attach copy of any SOAs issued during the Financial Year
- Attach copy of Investment Strategy
- Attach signed Engagement Letter
- Attach signed Trustee Representation Letter
- Attach Trustee Minutes prepared during the year

D - Pension Documentation

2023 Financial Year

Preparer Kelly Fu

Reviewer Kelly Fu

Status N/A - Not Applicable

Supporting Documents

- Transfer Balance Account Summary [Report](#)

External URLs

No External URLs

Standard Checklist

- Attach Actuarial Certificate
- Attach documentation supporting any pensions commenced during the financial year
- Attach documentation supporting any pensions commuted during the financial year
- Ensure correct Transfer Balance Account Reports have been lodged with the ATO

R & L Hurst Superannuation Fund

Transfer Balance Account Summary

For The Period 01 July 2022 - 30 June 2023

Member	Pension Type	Date	Lodgment Date	Transaction Type	Event Type	Debit	Credit	Balance	Cap Limit	Remaining Cap
--------	--------------	------	---------------	------------------	------------	-------	--------	---------	-----------	---------------

Lee Ann Hurst

Richard Hurst

E - Estate Planning

2023 Financial Year

Preparer Kelly Fu

Reviewer Kelly Fu

Status N/A - Not Applicable

Supporting Documents

No supporting documents

External URLs

No External URLs

Standard Checklist

- Attach Death Benefit Nominations (if applicable)
- Attach Life Insurance Policies (if applicable)
- Attach Reversionary Pension documentation (if applicable)
- Attach SMSF Will (if applicable)
- Review current Estate planning to ensure it matches wishes of members