

March 1, 2019 - March 31, 2019
Account Number: 6377-6004
Account Type: TRUST

E*TRADE Securities LLC
P.O. Box 484
Jersey City, NJ 07303-0484
1-800-ETRADE-1 (1-800-387-2331)
etrade.com Member FINRA/SIPC

Over 1/3 of Americans don't have retirement savings. Don't want to be one of them? Open an IRA today and start saving at *etrade.com*.

THE CROSS FAMILY SUPERANNUATIO
UAD 05/24/2010
12/7-9 ROBERT STREET
LABRADOR
QUEENSLAND
AUSTRALIA 4215

Account At A Glance

\$237,308.97



As of 02/28/19

\$236,212.36



As of 03/31/19

Net Change: \$-1,096.61

DETACH HERE

THE CROSS FAMILY SUPERANNUATIO
UAD 05/24/2010
12/7-9 ROBERT STREET
LABRADOR
QUEENSLAND
AUSTRALIA 4215

Make checks payable to E*TRADE Securities LLC

Mail deposits to:

E*TRADE SECURITIES LLC
P.O. Box 484
Jersey City, NJ 07303-0484

DETACH HERE

Use This Deposit Slip

Acct: 6377-6004

Please do not send cash

Dollars	Cents

TOTAL DEPOSIT

033120190001 111637760047

E*TRADE Securities
Investment Account

E*TRADE

Please refer to the E*TRADE Securities LLC ("ETS") Customer Agreement (the "Customer Agreement") for a complete discussion of the terms and conditions governing your account. If you have questions regarding the Customer Agreement or your account, please email us through etrade.com or call 800-ETRADE1. THE INFORMATION CONTAINED IN YOUR ACCOUNT STATEMENT SHALL BE BINDING UPON YOU IF YOU DO NOT OBJECT, EITHER IN WRITING OR VIA ELECTRONIC MAIL, WITHIN FIVE (5) DAYS AFTER THE ACCOUNT STATEMENT IS FIRST RECEIVED BY YOU. In case of errors or questions about your electronic transfers please telephone us at 800-ETRADE-1 immediately or write us at E*TRADE Securities LLC, PO Box 484, Jersey City, NJ 07303-0484, if you think your statement or receipt is wrong or if you need more information about a transfer on the statement or receipt. We must hear from you no later than 60 days after we sent you the FIRST statement on which the error or the problem appeared. When you contact us, you must:

1. Tell us your name, account number, and ATM card or Check card number.
2. Describe the error or the transfer you are unsure about, and explain as clearly as you can why you believe there is an error or why you need more information.
3. Tell us the dollar amount of the suspected error.

We will investigate your complaint and will correct any error promptly. If we take more than 10 business days to do this, we will credit your account for the amount you think is in error, so that you will have the use of the money during the time it takes us to complete our investigation.

Securities products and services are offered by ETS, Member FINRA/SIPC. Your account is carried by ETS, Member FINRA/SIPC, which maintains your funds and securities deposited with ETS directly by you. Inquiries concerning the positions and balances in your account may be directed to ETS at 800-503-9260. All other inquiries regarding your account or the activity therein should be directed to ETS. Please promptly report any inaccuracy or discrepancy in your account to ETS at 800-503-9260. You should re-confirm any oral communication in writing to further protect your rights, including rights under the Securities Investor Protection Act.

Applicable Rules and Regulations. All transactions in your account shall be subject to the constitution, rules, regulations, customs, and usages of the exchange or market, and its clearing house, where the transactions are executed by ETS or its agents, including ETS affiliates. Also, where applicable, the transactions shall be subject to the provisions of the Securities Act of 1933, as amended, the Securities Exchange Act of 1934, as amended, and the rules and regulations of the Securities and Exchange Commission ("SEC"), the Board of Governors of the Federal Reserve System, and any applicable self-regulatory organization. For information about FINRA's Broker Check Program, including an investor brochure, please contact FINRA at 800-289-9999 or www.finra.org.

Securities Pricing. The amounts printed in the total market value column of the Account Holdings section, or any amounts derived therefrom, are based on US month end prices and are provided to us by outside quotation services for the securities currently held by us in your account. Prices of municipal bonds, certain over-the-counter securities, and federal obligations are approximations and are only for guidance purposes. The prices used are based on the last reported transaction known to the quotation services or the yields or values that are calculated on the basis of these prices. The value of brokered CDs reflected on this statement is estimated by a third-party pricing service. Actual value may differ if you elect to sell your CD(s) in the secondary market.

Interest/Dividends. We are required by law to report annually to you and to the Internal Revenue Service on Form 1099 any taxable interest, dividends, and capital gains credited to your account, as well as any taxes withheld. The year-to-date figures shown on your statement reflect these amounts classified to the best of our current knowledge. However, some payments are subject to reclassification, which will be reflected on subsequent statements if we are advised of them prior to the end of the calendar year.

SIPC and other Insurance Coverage. ETS is a member of the Securities Investor Protection Corporation ("SIPC"). SIPC currently protects the assets in each of your securities accounts at ETS up to \$500,000 (including \$250,000 for claims for cash). Visit www.sipc.org or call 202-371-8300 for more information including a brochure on SIPC protection. (Please note that money market mutual fund balances are not considered cash; they are considered to be securities.) Additional protection for ETS has been secured through an independent insurer, more information about which can be found at <https://us.etrade.com/customer-service/faq>. The market risks associated with investing and any resulting losses are not covered by SIPC or the additional protection.

Payment for Order Flow. The SEC (as well as FINRA) requires that all broker-dealers inform their customers when a new account is opened, and on an annual basis thereafter, of payment for order flow practices (compensation received for placing orders through specialists on national securities exchanges, over-the-counter market makers, alternative trading systems, and ECN's (collectively, "market centers")). Consistent with the overriding principle of best execution, ETS routes orders to various market centers. ETS receives remuneration (generally in the form of per share cash payments or through profit sharing arrangements) for routing orders in securities to particular market centers for execution. Such remuneration is considered compensation to ETS, and the source and amount of any compensation received in connection with your transaction will be disclosed to you upon written request. ETS, absent instructions from you to the contrary, takes a number of factors into consideration in determining where to route customers' orders, including the speed of execution, price improvement opportunities (executions at prices superior to the then prevailing inside market), automatic execution guarantees, the availability of efficient and reliable order handling systems, the level of service provided, the cost of executing orders and whether it will receive cash or non-cash payments for routing order flow, and reciprocal business arrangements.

Margin Accounts. The amount of margin required will be the greater of (1) the amount required by applicable laws, regulations, the rules of applicable self-regulatory organizations and clearing houses, or (2) the amount required by ETS in its sole discretion. You will be charged interest on a daily basis on all debit balances that you owe to ETS and on credit extended to you by ETS for the purpose of purchasing, carrying, or trading in securities or otherwise. Interest is calculated on a 360-day basis using settlement date balances. Except as otherwise agreed by you and ETS, the applicable interest rate for margin loans will be determined by adding the prevailing base rate and the applicable sliding scale percentage rate, which is in turn determined by your average daily debit balance. Your stated interest rate is subject to change without notice during each period in accordance with fluctuations in your average daily debit balance and changes to the base rate that are attributable to a change in the Federal Funds rate. ETS will provide you with at least 30 days' prior written notice before changing your stated interest rate for any other reason. Information about ETS's base rate is available upon written request to ETS. For more information on how ETS calculates interest, please see the Customer Agreement. If you have a margin account, this statement is a combined statement for both your margin account and special memorandum account. The permanent record of the separate account as required by Regulation T of the Federal Reserve Board is available for your inspection.

Free Credit Balances. Any cash balances in your securities account, which represent an obligation of ETS, are payable to you upon demand and referred to as free credit balances. Your free credit cash balances: 1) can be maintained in the securities account and will earn interest through the "Cash Balance Program" as more fully described at: www.etrade.com/cashbalance, and 2) as such are held unsegregated and may be used by ETS in the conduct of its business, subject to the limitations of Rule 15c3-3 under the Securities Exchange Act of 1934. Your free credit cash balances can alternatively be directed to other cash balance options.

Other Cash Balance Option. In addition to the Cash Balance Program you may have the option to have free credit balances in your securities account automatically transferred to a bank sweep product, which is an account at a bank (or banks, collectively, "Program Banks") whose deposits are insured by the FDIC, but which are not obligations of ETS. Accounts opened prior to May 10, 2018 may also be eligible to have their free credit balances transferred to certain money market mutual funds. For detailed information about the products available for free credit balances go to www.etrade.com/sweepoptions ("Sweep Program"). The products available under the Sweep Program may change at any time. Notification of changes will be provided to the extent required by applicable law. Additionally, you may at any time change your selection among the products available in the Sweep Program. You may elect, subject to any limitation set forth in any Sweep Program agreement or, with respect to an account at a bank, under federal banking laws (which includes, without limitation, program banks' potential requirement of seven days' notice before permitting a withdrawal or transfer of funds from such account) that the balance in the bank deposit account be returned, or shares of the money market mutual fund in which you have a beneficial interest be liquidated and the proceeds returned, as applicable, to the securities account or remitted to you. With respect to your decision to participate in a bank sweep product, please remember you are responsible for monitoring the cash balance of your bank sweep accounts deposited with the Program Banks to determine whether you have total deposit balances held in the same capacity at any Program Bank in excess of the \$250,000 FDIC deposit insurance limit.

Options Trading. If you are approved for options trading, you are responsible for advising ETS of any material changes in your investment objectives or financial situation. Additionally, further information regarding commissions and other charges related to the execution of option transactions has been included in the confirmations of such transactions previously provided to you. Such information will also be made available promptly upon request.

Random Allocation of Options Assignment Notices. Assignment notices for short option contracts are allocated among customer short option positions in accordance with a random allocation method. A detailed description of ETS's random allocation method is available at etrade.com and a hard copy of the allocation procedures is available upon request.

Financial Statement. A financial statement of ETS is available for your inspection at its offices or at etrade.com or will be mailed to you upon your written request.

Valuation of Certain Alternative Investments (including DPP and REIT securities). Account statements for individual Retirement Accounts may include valuations for alternative investments. The values of such investments are estimated and reflect either the most recent valuation provided to ETS by the issuer of the investment, or a valuation provided by an independent third party, which ETS will obtain as part of its services, on an annual or more frequent basis. ETS does not provide a guarantee of the value or the appropriateness of the appraisal methodology applied by the independent third party in providing a value and ETS assumes no responsibility for verifying the accuracy of any valuation presented. Failure of the issuer to provide a timely valuation is your sole responsibility. The investment may reflect no value if a valuation was unavailable or is inaccurate. Investment in non-publicly traded securities, which includes alternative investments, often involves higher risk and less liquidity than other more traditional investments. Because there is generally no secondary market for alternative investments, the values reported to you should not be relied upon as any indication of market value. You may be able to sell your interests in the alternative investments held in your account, if at all, only for amounts that are substantially less than their purchase price or the estimated values showing on your account statements. If your statement reflects a distribution that included a return of capital on Direct Participation Programs and/or REITs, please note that said distributions are reported and a net investment per share estimated value is also reported. Pricing and distribution information has been provided by the sponsor, issuer or other external party responsible for reporting of the DPP or REIT and the classification of distributions as income or return of capital, in whole or in part, is subject to final accounting by such party(ies) and will be reported to you on a Form 1099 or K-1, as applicable.

ETS is an indirect subsidiary of E*TRADE Financial Corporation. If you have a complaint, please call 800-ETRADE1, or write to: E*TRADE Securities LLC, P.O. Box 484, Jersey City, NJ 07303-0484.

Definitions:
Activity/Trade Date. Trade date or transaction date of other entries.
Total Portfolio Percent. Percentage of your holding by issue of security.
DIV/CPN% Yield. Annual dividend or bond % yield.
Open Orders. Buy or sell orders for securities that have not yet been executed or canceled.
Symbol/CUSIP. The symbol or identification number for each security.
****** Denotes a security where either the country of issue or country of incorporation of the issuer is outside the US

Unsettled Trades. Based on the timing of statement generation, the value of certain unsettled trades may not be reflected in the Account Value Summary. Please e-mail us through etrade.com or call 800-ETRADE1 with any questions



Account Number: 6377-6004

Statement Period : March 1, 2019 - March 31, 2019

Account Type: TRUST

Customer Update:

Visit the E*TRADE Tax Center to access tax forms, plus tips and tools to help with your tax preparation. Visit etrade.com/tax today.

ACCOUNT OVERVIEW


Last Statement Date: February 28, 2019

Beginning Account Value (On 02/28/19): \$ 237,308.97
 Ending Account Value (On 03/31/19): \$ 236,212.36
 Net Change: \$ -1,096.61

For current rates, please visit etrade.com/rates

ASSET ALLOCATION (AS OF 03/31/19)

3.05% - Cash & Equivalents



96.95% - Stocks, Options & ETF (Long)

ACCOUNT VALUE SUMMARY

	AS OF 03/31/19	AS OF 02/28/19	% CHANGE
Cash & Equivalents	\$ 7,210.73	\$ 644.50	1,018.81%
Total Cash/Margin Debt	\$ 7,210.73	\$ 644.50	1,018.81%
Stocks, Options & ETF (Long)	\$ 229,001.63	\$ 236,664.47	-3.24%
Total Value of Securities	\$ 229,001.63	\$ 236,664.47	-3.24%
Net Account Value	\$ 236,212.36	\$ 237,308.97	-0.46%

Securities products and services are offered by E*TRADE Securities LLC, Member FINRA/SIPC. Sweep Deposit Account is a bank deposit account with E*TRADE Bank, a Federal savings bank, Member FDIC. Sweep deposit accounts at each bank are FDIC-insured up to a maximum of \$250,000. Securities products and cash balances other than Sweep Deposit Account funds are not FDIC-insured, are not guaranteed deposits or obligations of E*TRADE Bank, and are subject to credit risk.

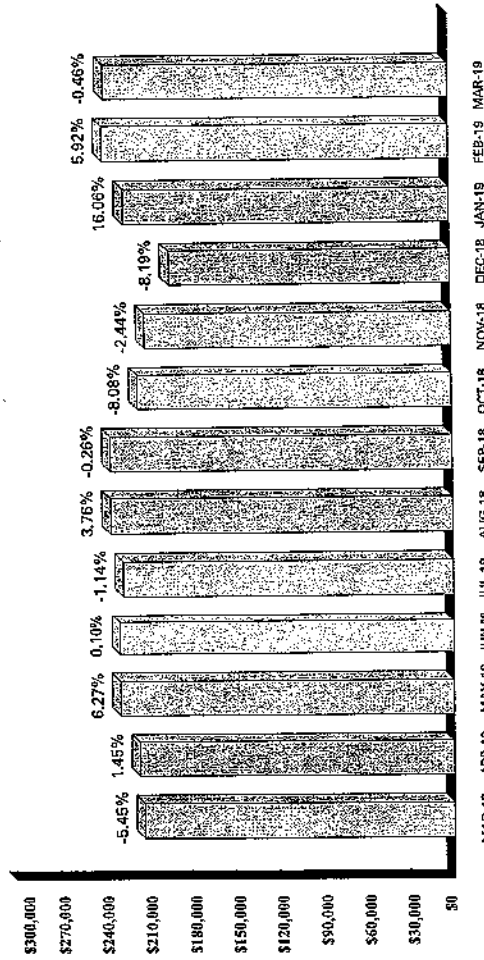


Account Number: 6377-6004

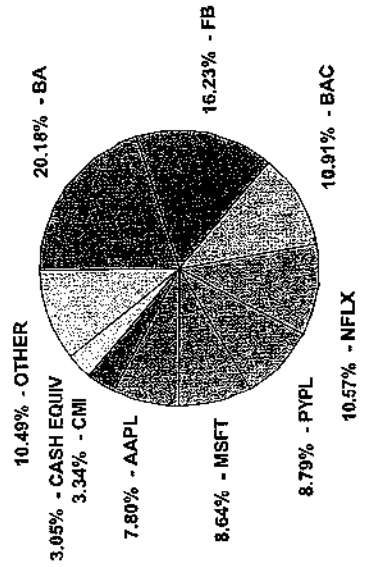
Statement Period : March 1, 2019 - March 31, 2019

Account Type: TRUST

NET ACCOUNT VALUE BY MONTH END



TOP 10 ACCOUNT HOLDINGS (AS OF 03/31/19)



ACCOUNT TRANSACTION SUMMARY

DESCRIPTION	THIS PERIOD	YEAR TO DATE
Securities Sold	\$ 6,083.97	\$ 6,083.97
Interest Received		
Taxable	\$ 0.27	\$ 0.32
Dividends Received		
Taxable	\$ 567.06	\$ 709.47



Account Number: 6377-6004

Statement Period : March 1, 2019 - March 31, 2019

Account Type: TRUST

ACCOUNT HOLDINGS

CASH & CASH EQUIVALENTS (3.05% of Holdings)

DESCRIPTION	PORTFOLIO	AMOUNT
INTL SWEEP DEP ACCT (FDIC INS)		
The shares of your money market sweep fund may be liquidated on your order and proceeds returned to your securities account or remitted to you.		
Opening Balance		644.50
Closing Balance		7,210.73
Average Balance	3.05	5,037.92

Sweep Deposit account is a bank deposit account with E*TRADE Savings Bank, a Federal savings bank, Member FDIC. Sweep Deposit Accounts are FDIC-insured up to \$250,000.00 but is not covered by SIPC. The balance in your bank deposit sweep account may be withdrawn on your order and proceeds returned to your securities account or remitted to you.

TOTAL CASH & CASH EQUIVALENTS 3.05% \$7,210.73 \$0.32

TOTAL CASH & CASH EQUIVALENTS

TOTAL CASH & CASH EQUIVALENTS YTD INTEREST (SWEEP ONLY)

STOCKS, OPTIONS & EXCHANGE-TRADED FUNDS (96.95% of Holdings)

DESCRIPTION	SYMBOL	ACCT	QUANTITY	PRICE	TOTAL MKT	PORTFOLIO	EST ANNUAL	EST ANNUAL
	CUSIP	TYPE			VALUE	(%)	INCOME	YIELD (%)
APPLE INC	AAPL	Cash	97	189.9500	18,425.15	7.80	283.00	1.54%
BANK OF AMERICA CORP	BAC	Cash	934	27.5900	25,769.06	10.91	560.00	2.17%
BOEING CO	BA	Cash	125	381.4200	47,617.50	20.18	1,028.00	2.16%
CUMMINS INC	CM	Cash	50	157.8700	7,893.50	3.34	228.00	2.89%
EBAY INC	EBAY	Cash	130	37.1400	4,828.20	2.04	73.00	1.51%
EQUIFAX INC	EFX	Cash	20	118.5000	2,370.00	1.00	31.00	1.31%
FACEBOOK INC	FB	Cash	290	166.6900	38,338.70	16.23		
KRAFT HEINZ COMPANY	KHC	Cash		32.6500	0.00	0.00		
COMMON STOCK								
MASTERCARD	MA	Cash	30	235.4500	7,063.50	2.99	40.00	0.57%
MICROSOFT CORP	MSFT	Cash	173	117.9400	20,403.62	8.64	318.00	1.56%
MONDELEZ	MDZ	Cash	45	49.9200	2,246.40	0.95	47.00	2.09%
INTERNATIONAL INC								
NETFLIX COM INC	NFLX	Cash	70	356.5600	24,959.20	10.57		
PAYPAL HOLDINGS INC	PYPL	Cash	200	103.8400	20,768.00	8.79		
SMARTMETRIC INC	SM	Cash	19,750	0.1000	1,975.00	0.84		



Account Type: TRUST

Statement Period : March 1, 2019 - March 31, 2019

Account Number: 6377-6004

STOCKS, OPTIONS & EXCHANGE-TRADED FUNDS (Continued)

DESCRIPTION	SYMBOL/ CUSIP	ACCT TYPE	QUANTITY	PRICE	TOTAL MKT VALUE	PORTFOLIO (%)	EST ANNUAL INCOME	EST ANNUAL YIELD (%)
UNIVERSAL INSURANCE HOLDINGS INC	UVE	Cash		31.0000	0.00	0.00		
VISA INC	V	Cash	30	156.1900	4,685.70	1.98	30.00	0.64%
CL A COMMON STOCK WESTERN DIGITAL CORP	WDC	Cash		48.0600	0.00	0.00		
***WNS (HOLDINGS) LIMITED ADR	WNS	Cash	30	53.2700	1,598.10	0.68		
TOTAL STOCKS, OPTIONS & ETF					\$229,001.63	96.95%	\$2,638.00	1.15%
TOTAL PRICED PORTFOLIO HOLDINGS (ON 03/31/19)					\$236,212.36			
TOTAL ESTIMATED ACCOUNT HOLDINGS ANNUAL INCOME					\$2,638.00			

TRANSACTION HISTORY

TRADE DATE	SETTLEMENT DATE	DESCRIPTION	SYMBOL/ CUSIP	TRANSACTION TYPE	QUANTITY	PRICE	AMOUNT PURCHASED	AMOUNT SOLD
03/05/19 15:43	03/07/19	KRAFT HEINZ COMPANY (PHE) COMMON STOCK	KHC	Sold	13	33.0720		422.98
03/05/19 15:44	03/07/19	UNIVERSAL INSURANCE HOLDINGS INC	UVE	Sold	-19	31.4500		590.59
03/05/19 15:45	03/07/19	WESTERN DIGITAL CORP	WDC	Sold	100	50.7743		5,070.40
TOTAL SECURITIES ACTIVITY								\$6,083.97



Account Number: 6377-6004

Statement Period: March 1, 2019 - March 31, 2019

Account Type: TRUST

DIVIDENDS & INTEREST ACTIVITY

DATE	TRANSACTION TYPE	DESCRIPTION	SYMBOL/CUSIP	AMOUNT DEBITED	AMOUNT CREDITED
03/01/19	Dividend	BOEING CO CASH DIV ON 125 SHS REC 02/08/19 PAY 03/01/19 NON-RES TAX WITHHELD @ .15000	BA	38.53	256.88
03/05/19	Dividend	VISA INC CL A COMMON STOCK CASH DIV ON 30 SHS REC 02/15/19 PAY 03/05/19 NON-RES TAX WITHHELD @ .15000	V	1.13	7.50
03/07/19	Dividend	CUMMINS INC CASH DIV ON 50 SHS REC 02/22/19 PAY 03/07/19 NON-RES TAX WITHHELD @ .15000	CMI	8.55	57.00
03/14/19	Dividend	MICROSOFT CORP CASH DIV ON 173 SHS REC 02/21/19 PAY 03/14/19 NON-RES TAX WITHHELD @ .15000	MSFT	11.94	79.58
03/20/19	Dividend	EBAY INC CASH DIV ON 130 SHS REC 03/07/19 PAY 03/20/19 NON-RES TAX WITHHELD @ .15000	EBAY	2.73	18.20
03/26/19	Interest	E TRADE FINANCIAL INTL SWEEP DEP ACCT (FDIC INS) MONTHLY INTEREST			0.27
03/29/19	Dividend	BANK OF AMERICA CORP CASH DIV ON 934 SHS REC 03/07/19 PAY 03/29/19 NON-RES TAX WITHHELD @ .15000	BAC	21.02	140.10
03/29/19	Dividend	EQUIFAX INC CASH DIV ON 20 SHS REC 03/12/19 PAY 03/29/19 NON-RES TAX WITHHELD @ .15000	EFX	1.17	7.80
TOTAL DIVIDENDS & INTEREST ACTIVITY				\$85.07	\$567.33
NET DIVIDENDS & INTEREST ACTIVITY					\$482.26



Statement Period : March 1, 2019 - March 31, 2019

Account Type: TRUST

Account Number: 6377-6004

SWEEP DEPOSIT ACCOUNT ACTIVITY (0.0700% APY/0.0698%APY Earned as of 03/31/19)

Sweep Deposit account is a bank deposit account with E*TRADE Savings Bank, a Federal savings bank, Member FDIC. Sweep Deposit Accounts are FDIC-insured up to \$250,000.00 but is not covered by SIPC. The balance in your bank deposit sweep account may be withdrawn on your order and proceeds returned to your securities account or remitted to you.

DATE	TRANSACTION TYPE	DESCRIPTION	TRANSACTION AMOUNT
03/01/19		OPENING BALANCE	\$644.50
03/01/19	Deposit	E TRADE FINANCIAL INTL SWEEP DEP ACCT (FDIC INS) INTRADAY PURCHASE	218.35
03/05/19	Deposit	E TRADE FINANCIAL INTL SWEEP DEP ACCT (FDIC INS) INTRADAY PURCHASE	6.37
03/07/19	Deposit	E TRADE FINANCIAL INTL SWEEP DEP ACCT (FDIC INS) INTRADAY PURCHASE	48.45
03/07/19	Deposit	E TRADE FINANCIAL INTL SWEEP DEP ACCT (FDIC INS)	6,983.97
03/14/19	Deposit	E TRADE FINANCIAL INTL SWEEP DEP ACCT (FDIC INS) INTRADAY PURCHASE	67.64
03/20/19	Deposit	E TRADE FINANCIAL INTL SWEEP DEP ACCT (FDIC INS) INTRADAY PURCHASE	16.47
03/26/19	Deposit	E TRADE FINANCIAL INTL SWEEP DEP ACCT (FDIC INS) MONTHLY INTEREST	0.27
		REINVESTED	
03/29/19	Deposit	E TRADE FINANCIAL INTL SWEEP DEP ACCT (FDIC INS) INTRADAY PURCHASE	125.71
03/31/19		CLOSING BALANCE	\$7,210.73