

MCWM SUPER FUND
Trial Balance at 30/06/2018

Printed: Thursday 9 May, 2019 @ 14:30:50

Last Year	Account	Account Name	Units	Debits \$	Credits \$
	235	Capital Gains/(Losses) - Taxable			
	235/002	The A2 Milk Company			655.10 ✓
	235/014	Rio Tinto Limited			2,012.24 ✓
	235/015	South32 Limited			360.10 ✓
	235/019	Woolworths Limited		59.90 ✓	
	239	Dividends Received			
	239/002	AGL Energy Limited			290.06 ✓
	239/003	Amp Limited - Ordinary Fully Paid			200.93 ✓
	239/004	Australia and New Zealand Banking Group Limited			285.71 ✓
	239/006	Bhp Billiton Limited			201.67 ✓
	239/008	Healthscope Limited			64.00 ✓
	239/011	Primary Health Care Limited			61.57 ✓
	239/012	Qantas Airways Limited			140.00 ✓
	239/013	Rio Tinto Limited			652.94 ✓
	239/014	South32 Limited			130.40 ✓
	242	Employer Contributions - Concessional			
(8,646.67)	242/001	Clape, Malcolm			14,081.72 ✓
(16,963.45)	242/002	Moulds, Wendy			10,011.55 ✓
	247	Increase in Market Value of Investments			25,607.80 ✓
	250	Interest Received			
(683.12)	250/001	Cash at Bank			849.92 ✓
	250/002	Cash Investment account			4.72 ✓
	261	Member/Personal Contributions - Non Concessional (Undeducted)			239/2
	261/001	Clape, Malcolm			993.50 ✓
	261/002	Moulds, Wendy			993.50 ✓
	280	Rent Received			
(14,000.00)	280/001	12-119 Reichardt Road, Winnellie, NT 0820			24,096.00 ✓
	285	Transfers In - Preserved/Taxable			
(153,999.96)	285/001	Clape, Malcolm			26,966.82 ✓
(173,185.48)	285/002	Moulds, Wendy			
	286	Transfers In - Preserved/Tax Free			
	286/001	Clape, Malcolm			3,715.07 ✓
(6,814.52)	286/002	Moulds, Wendy			
	302	Administration Costs		48.00	
	304	ATO Supervisory Levy		518.00	
135.80	315	Bank Charges		182.00	
9,949.29	330	Decrease in Market Value of Investments			
0.13	379	Interest Paid			
	425	Rental Property Expenses			
1,881.00	425/001	Body corporate fees		3,938.00 ✓	
648.78	425/002	Council rates		1,138.00 ✓	
3,399.12	485	Income Tax Expense		9,792.88	
356,034.15	490	Profit/Loss Allocation Account		96,698.54	
	493	Writeback of Deferred Tax			
2,244.93	493/999	Writeback of FITB/PDIT (Unallocated)			
	501	Clape, Malcolm (Accumulation)			
	501/001	Opening Balance - Preserved/Taxable			161,469.00

MCWM SUPER FUND
Trial Balance at 30/06/2018
Printed: Thursday 9 May, 2019 @ 14:30:50

Last Year	Account	Account Name	Units	Debits \$	Credits \$
(8,646.67)	501/011	Employer Contributions - Concessional			14,081.72
	501/016	Member/Personal Contributions - Preserved			993.50
(153,999.96)	501/021	Transfers In - Preserved/Taxable			26,966.82
	501/022	Transfers In - Preserved/Tax Free			3,715.07
(929.60)	501/031	Share of Profit/(Loss) - Preserved/Taxable			24,726.63
1,297.02	501/051	Contributions Tax - Preserved		2,112.29	
810.21	501/053	Income Tax - Preserved/Taxable		3,072.26	
	502	Moulds, Wendy (Accumulation)			
	502/001	Opening Balance - Preserved/Taxable			187,750.63
	502/002	Opening Balance - Preserved/Tax Free			6,814.52
(16,963.45)	502/011	Employer Contributions - Concessional			10,011.55
	502/016	Member/Personal Contributions - Preserved			993.50
(173,185.48)	502/021	Transfers In - Preserved/Taxable			
(6,814.52)	502/022	Transfers In - Preserved/Tax Free			
(1,138.52)	502/031	Share of Profit/(Loss) - Preserved/Taxable			25,002.63
2,544.52	502/051	Contributions Tax - Preserved		1,501.77	
992.30	502/053	Income Tax - Preserved/Taxable		3,106.56	
60,318.20	604	Cash at Bank		64,323.68 ✓	
	605	Cash Investment account		4,549.51 ✓	
	680	Sundry Debtors		106.00	
	772	Real Estate Properties (Australian)			
302,000.00	772/001	12-119 Reichardt Road, Winnellie, NT 0820	1.0000	302,000.00 ✓	
	776	Shares in Listed Companies (Australian)			
	776/002	AGL Energy Limited	400.0000 ✓	8,992.00 ✓	
	776/003	Amp Limited - Ordinary Fully Paid	1,000.0000 ✓	3,560.00 ✓	
	776/004	Australia and New Zealand Banking Group Limited	250.0000 ✓	7,060.00 ✓	
	776/005	Alumina Limited	1,500.0000 ✓	4,200.00 ✓	
	776/006	Bhp Billiton Limited	200.0000 ✓	6,782.00 ✓	
	776/007	Bluescope Steel Limited	500.0000 ✓	8,630.00 ✓	
	776/008	Healthscope Limited	2,000.0000 ✓	4,420.00 ✓	
	776/009	King River Copper	35,000.0000 ✓	3,395.00 ✓	
	776/010	Macmahon Holdings Limited	4,500.0000 ✓	967.50 ✓	
	776/011	Primary Health Care Limited	845.0000 ✓	2,949.05 ✓	
	776/012	Qantas Airways Limited	6,000.0000 ✓	36,960.00 ✓	
	776/015	Seafarms Group Ltd	60,000.0000 ✓	4,860.00 ✓	
	776/016	Swick Mining Services Ltd	5,000.0000 ✓	1,075.00 ✓	
	776/017	TNG Limited	20,000.0000 ✓	2,500.00 ✓	
	776/019	Seven West Media Limited	2,000.0000 ✓	1,680.00 ✓	
(640.00)	840	GST Payable/Refundable			849.60 ✓
	850	Income Tax Payable			
(5,644.05)	850/001	Income Tax Payable			7,232.10 ✓
	850/002	Imputed Credits		527.48 ✓	
	870	Deferred Tax Liability			2,560.78 ✓
	880	Sundry Creditors			6,162.05 ✓

MCWM SUPER FUND
Trial Balance at 30/06/2018
Printed: Thursday 9 May, 2019 @ 14:30:50

Last Year	Account	Account Name	Units	Debits	Credits
				\$	\$
0.00				591,705.42	591,705.42

Current Year Profit/(Loss): \$106,491.42

Portfolio: 3381424 Mrcwsm Pty Ltd <Mrcwm S/F A/C>
 Date: From 1 Jul 2017 Through 30 Jun 2018
 Tax Type: Super Fund

CGT Summary

Prior Year Losses	0.00				
Losses Generated In Period	(59.90)				
Total Losses Available to be Offset	(59.90)				
		Trust Distributions	Disposal of Assets	Pre Offset Gain	Losses Used to Offset
Non Discounted Gain	0.00	0.00	3,027.44	3,027.44	(59.90)
Indexed Gain	0.00	0.00	0.00	0.00	0.00
Discounted Gain	0.00	0.00	0.00	0.00	0.00
Net Gain/Loss					2,967.54

Note the Discounted Gain has been grossed up before any Losses have been applied.

235/1a

Portfolio: 3381424 Mrcwsm Pty Ltd <Mrcwm S/F A/C>

Date: From 1 Jul 2017 Through 30 Jun 2018

Tax Type: Super Fund

Security	Tax Date	Purchase Date	Sale Date	Sale Quantity	Actual Cost	Adjusted Cost	Indexed Cost	Sale Amount	Gross Gain	Disc. Gain	Indexed Gain	Other Gain	Taxable CGT Gain	CGT Loss	Pre CGT Gain/Loss
A2M	28/09/2017	28/09/2017	09/11/2017	1,000	6,019.95	6,019.95	6,019.95	6,875.05	655.10	0.00	0.00	655.10	655.10	0.00	0.00
		<i>Total for A2M:</i>			1,000	6,019.95	6,019.95	6,875.05	655.10	0.00	0.00	655.10	655.10	0.00	0.00
RIO	26/09/2017	26/09/2017	16/04/2018	100	6,610.95	6,610.95	6,610.95	7,787.57	1,176.62	0.00	0.00	1,176.62	1,176.62	0.00	0.00
	06/12/2017	06/12/2017	16/04/2018	100	6,951.95	6,951.95	6,951.95	7,787.57	835.62	0.00	0.00	835.62	835.62	0.00	0.00
		<i>Total for RIO:</i>			200	13,562.90	13,562.90	15,575.14	2,012.24	0.00	0.00	2,012.24	2,012.24	0.00	0.00
S32	26/09/2017	26/09/2017	25/06/2018	1,000	3,219.95	3,219.95	3,219.95	3,580.05	360.10	0.00	0.00	360.10	360.10	0.00	0.00
		<i>Total for S32:</i>			1,000	3,219.95	3,219.95	3,580.05	360.10	0.00	0.00	360.10	360.10	0.00	0.00
WOW	26/09/2017	26/09/2017	27/10/2017	200	5,059.95	5,059.95	5,059.95	5,000.05	0.00	0.00	0.00	0.00	0.00	(59.90)	0.00
		<i>Total for WOW:</i>			200	5,059.95	5,059.95	5,000.05	0.00	0.00	0.00	0.00	0.00	(59.90)	0.00
Total for Portfolio:					27,862.75	27,862.75	27,862.75	30,830.29	3,027.44	0.00	0.00	3,027.44	3,027.44	(59.90)	0.00

* The discounted method for Super Funds was used to calculate the realised gain/loss for these positions.

235/16

MCWM Super Fund

PROFIT/LOSS ON DISPOSAL OF INVESTMENT AT 9 NOVEMBER 2017

Asset Details

Account Code 776/001
 Asset The A2 Milk Company
 Date Sold 9 November 2017

Transactions Details

Transaction Date	Transaction Type	Units	Cost	Cost Base Adjust [^]	Adjusted Cost Base	CPI Purchase	CPI Sale	CGT Cost Base	Consideration	Method	Profit/(Loss)*	Taxable Profit/(Loss)*	Non Taxable Profit/(Loss)*
02/10/2017	Purchase	1,000.0000	6,019.95		6,019.95			6,019.95	6,675.05	Other *	655.10		
		1,000.0000	6,019.95		6,019.95			6,019.95	6,675.05		655.10		

[^] Tax adjustments include deferred tax and tax free components.
 * Best/selected method

235/002

MCWM Super Fund

PROFIT/LOSS ON DISPOSAL OF INVESTMENT AT 16 APRIL 2018

Asset Details

Account Code 776/013
 Asset Rio Tinto Limited
 Date Sold 16 April 2018

Transactions Details

Transaction Date	Transaction Type	Units	Cost	Cost Base Adjust [^]	Adjusted Cost Base	CPI Purchase	CPI Sale	CGT Cost Base	Consideration	Method	Taxable Profit/(Loss)*	Non Taxable Profit/(Loss)*
Purchase Transactions												
28/09/2017	Purchase	100.0000	6,610.95		6,610.95			6,610.95	7,787.57	Other *	1,176.62	
08/12/2017	Purchase	100.0000	6,951.95		6,951.95			6,951.95	7,787.57	Other *	835.62	
		200.0000	13,562.90		13,562.90			13,562.90	15,575.14		2,012.24	

[^] Tax adjustments include deferred tax and tax free components.

* Best/selected method

235/014

MCWM Super Fund

PROFIT/LOSS ON DISPOSAL OF INVESTMENT AT 25 JUNE 2018

Asset Details

Account Code 776/014
 Asset South32 Limited
 Date Sold 25 June 2018

Transactions Details

Transaction Date	Transaction Type	Units	Cost	Cost Base Adjust [^]	Adjusted Cost Base	CPI Purchase	CPI Sale	CGT Cost Base	Consideration	Method	Taxable Profit/(Loss)*	Non Taxable Profit/(Loss)*
28/09/2017	Purchase	1,000.0000	3,219.95		3,219.95			3,219.95	3,580.05	Other *	360.10	
		1,000.0000	3,219.95		3,219.95			3,219.95	3,580.05		360.10	

[^] Tax adjustments include deferred tax and tax free components.
 * Best/selected method

235/015

MCWM Super Fund

PROFIT/LOSS ON DISPOSAL OF INVESTMENT AT 27 OCTOBER 2017

Asset Details

Account Code 776/018
 Asset Woolworths Limited
 Date Sold 27 October 2017

Transactions Details

Transaction Date	Transaction Type	Units	Cost	Cost Base Adjust	Adjusted Cost Base	CPI Purchase	CPI Sale	CGT Cost Base	Consideration	Method	Profit/(Loss)*	Taxable Profit/(Loss)*	Non Taxable Profit/(Loss)*
28/09/2017	Purchase	200.0000	5,059.95		5,059.95			5,059.95	5,000.05	Other *	(59.90)		
		200.0000	5,059.95		5,059.95			5,059.95	5,000.05		(59.90)		

^ Tax adjustments include deferred tax and tax free components.
 * Best/selected method

235/019

MCWM Super Fund

Dividend income for year ended 30 June 2018

		FF Divs	Unfr divs	Franking credits	Total paid	WHT	Ref
AGL	26/03/2018	172.80	43.20	74.06	290.06		
		<u>172.80</u>	<u>43.20</u>	<u>74.06</u>	<u>290.06</u>	✓	239/002
AMP	28/03/2018	130.50	14.50	55.93	200.93		
		<u>130.50</u>	<u>14.50</u>	<u>55.93</u>	<u>200.93</u>	✓	239/003
ANZ	18/12/2017	200.00		85.71	285.71		
		<u>200.00</u>	<u>-</u>	<u>85.71</u>	<u>285.71</u>	✓	239/004
BHP	27/03/2018	141.17		60.50	201.67		
		<u>141.17</u>	<u>-</u>	<u>60.50</u>	<u>201.67</u>	✓	239/006
Healthscope	23/03/2018		64.00	-	64.00		
		<u>-</u>	<u>64.00</u>	<u>-</u>	<u>64.00</u>	✓	239/008
Primary Health Care	27/03/2018	43.10		18.47	61.57		
		<u>43.10</u>	<u>-</u>	<u>18.47</u>	<u>61.57</u>	✓	239/011
Qantas	12/04/2018		140.00	-	140.00		
		<u>-</u>	<u>140.00</u>	<u>-</u>	<u>140.00</u>	✓	239/012
Rio Tinto	12/04/2018	457.06		195.88	652.94		
		<u>457.06</u>	<u>-</u>	<u>195.88</u>	<u>652.94</u>	✓	239/013
South 32	05/04/2018	86.17	7.30	36.93	130.40		
		<u>86.17</u>	<u>7.30</u>	<u>36.93</u>	<u>130.40</u>	✓	239/014
Totals		1,230.80	269.00	527.48	2,027.28	-	

850/
002

239/1a



Share Investing

Income Transactions Taxable



Portfolio: 3381424 Mrcwsm Pty Ltd <Mrcwm S/F A/C>

Date: From 1 Jul 2017 Through 30 Jun 2018

Tax Type: Super Fund

5. Total Income

Franked Income	1,230.80 ✓
Unfranked Income	269.00 ✓
Interest Income	4.72 <i>28/002</i>
Tax Free/Tax Exempt	0.00
Tax Deferred	0.00
Foreign Income	0.00
Other AU Assessable Income	0.00
Distributed CGT Gains	0.00
Other Expenses	0.00
Short Positions Closed	0.00
Non CGT Assets Disposals	0.00
Rental Income	0.00
Total Income	1,504.52
DRP Amount	0.00
Franking Credits	527.48 ✓
Foreign Tax Credits	0.00
Total TFN Tax Withheld	0.00
Total Non Resident Tax Withheld	0.00

Portfolio: 3381424 Mrcwsm Pty Ltd <Mrcwm S/F A/C>

Date: From 1 Jul 2017 Through 30 Jun 2018

Tax Type: Super Fund

Security	Tax Date	Income Amount	Tax Withheld	DRP Amount	Unfranked Amount	Interest Amount	Interest exempt from NRWT	Franked Amount	Other Aust. Assessable Income	Tax Free/Exempt	Tax Deferred	Total CGT Gains	Foreign Income	Other non-assessable	Assessable non-receivable	Other Exp	Franking Credit	Foreign Income Tax Offsets	
		1	2	3	4	5	6	7	8	9	10	11	12	13	14	15	16	17	18
Ion Trust Income																			
+ANZCMT ANZ CASH INVESTMENT ACCOUNT																			
	29/09/2017	1.04	0.00	0.00	0.00	1.04	0.00	0.00	0.00	0.00	0.00	0.00	0.00	0.00	0.00	0.00	0.00	0.00	0.00
	31/10/2017	1.04	0.00	0.00	0.00	1.04	0.00	0.00	0.00	0.00	0.00	0.00	0.00	0.00	0.00	0.00	0.00	0.00	0.00
	30/11/2017	0.50	0.00	0.00	0.00	0.50	0.00	0.00	0.00	0.00	0.00	0.00	0.00	0.00	0.00	0.00	0.00	0.00	0.00
	29/12/2017	0.36	0.00	0.00	0.00	0.36	0.00	0.00	0.00	0.00	0.00	0.00	0.00	0.00	0.00	0.00	0.00	0.00	0.00
	31/01/2018	0.26	0.00	0.00	0.00	0.26	0.00	0.00	0.00	0.00	0.00	0.00	0.00	0.00	0.00	0.00	0.00	0.00	0.00
	28/02/2018	0.17	0.00	0.00	0.00	0.17	0.00	0.00	0.00	0.00	0.00	0.00	0.00	0.00	0.00	0.00	0.00	0.00	0.00
	29/03/2018	0.25	0.00	0.00	0.00	0.25	0.00	0.00	0.00	0.00	0.00	0.00	0.00	0.00	0.00	0.00	0.00	0.00	0.00
	30/04/2018	0.44	0.00	0.00	0.00	0.44	0.00	0.00	0.00	0.00	0.00	0.00	0.00	0.00	0.00	0.00	0.00	0.00	0.00
	31/05/2018	0.38	0.00	0.00	0.00	0.38	0.00	0.00	0.00	0.00	0.00	0.00	0.00	0.00	0.00	0.00	0.00	0.00	0.00
	29/06/2018	0.28	0.00	0.00	0.00	0.28	0.00	0.00	0.00	0.00	0.00	0.00	0.00	0.00	0.00	0.00	0.00	0.00	0.00
	Total for +ANZCMT:	4.72	0.00	0.00	0.00	4.72	0.00	0.00	0.00	0.00	0.00	0.00	0.00	0.00	0.00	0.00	0.00	0.00	0.00
AGL																			
	26/03/2018	216.00	0.00	0.00	43.20	0.00	0.00	172.80	0.00	0.00	0.00	0.00	0.00	0.00	0.00	0.00	0.00	74.06	0.00
	Total for AGL:	216.00	0.00	0.00	43.20	0.00	0.00	172.80	0.00	0.00	0.00	0.00	0.00	0.00	0.00	0.00	0.00	74.06	0.00
AMP																			
	28/03/2018	145.00	0.00	0.00	14.50	0.00	0.00	130.50	0.00	0.00	0.00	0.00	0.00	0.00	0.00	0.00	0.00	55.93	0.00
	Total for AMP:	145.00	0.00	0.00	14.50	0.00	0.00	130.50	0.00	0.00	0.00	0.00	0.00	0.00	0.00	0.00	0.00	55.93	0.00
ANZ																			
	18/12/2017	200.00	0.00	0.00	0.00	0.00	0.00	200.00	0.00	0.00	0.00	0.00	0.00	0.00	0.00	0.00	0.00	85.71	0.00
	Total for ANZ:	200.00	0.00	0.00	0.00	0.00	0.00	200.00	0.00	0.00	0.00	0.00	0.00	0.00	0.00	0.00	0.00	85.71	0.00

2396

Portfolio: 3381424 Mrcwsm Pty Ltd <Mwsm S/F A/C>

Date: From 1 Jul 2017 Through 30 Jun 2018

Tax Type: Super Fund

Security	Tax Date	Income Amount	Tax Withheld	DRP Amount	Unfranked Amount	Interest Amount	Interest exempt from NRWT	Franked Amount	Other Aust. Assessable Income	Tax Free/ Exempt	Tax Deferred	Total CGT Gains	Foreign Income	Other non-assessable	Assessable non-receivable	Other Exp	Franking Credit	Foreign Income Tax Offsets	
		1	2	3	4	5	6	7	8	9	10	11	12	13	14	15	16	17	18
BHP	27/03/2018	141.17	0.00	0.00	0.00	0.00	0.00	141.17 ✓	0.00	0.00	0.00	0.00	0.00	0.00	0.00	0.00	60.50	0.00 ✓	0.00 *
Total for BHP:		141.17	0.00	0.00	0.00	0.00	0.00	141.17	0.00	0.00	0.00	0.00	0.00	0.00	0.00	0.00	60.50	0.00	0.00
HSO	23/03/2018	64.00	0.00	0.00	64.00 ✓	0.00	0.00	0.00	0.00	0.00	0.00	0.00	0.00	0.00	0.00	0.00	0.00	0.00	0.00 *
Total for HSO:		64.00	0.00	0.00	64.00	0.00	0.00	0.00	0.00	0.00	0.00	0.00	0.00	0.00	0.00	0.00	0.00	0.00	0.00 *
PRY	27/03/2018	43.10	0.00	0.00	0.00	0.00	0.00	43.10 ✓	0.00	0.00	0.00	0.00	0.00	0.00	0.00	0.00	0.00	0.00	0.00
Total for PRY:		43.10	0.00	0.00	0.00	0.00	0.00	43.10	0.00	0.00	0.00	0.00	0.00	0.00	0.00	0.00	0.00	18.47 ✓	0.00 *
QAN	12/04/2018	140.00	0.00	0.00	140.00 ✓	0.00	0.00	0.00	0.00	0.00	0.00	0.00	0.00	0.00	0.00	0.00	0.00	0.00	0.00
Total for QAN:		140.00	0.00	0.00	140.00	0.00	0.00	0.00	0.00	0.00	0.00	0.00	0.00	0.00	0.00	0.00	0.00	0.00	0.00 *
RIO	12/04/2018	457.06	0.00	0.00	0.00	0.00	0.00	457.06 ✓	0.00	0.00	0.00	0.00	0.00	0.00	0.00	0.00	0.00	195.88 ✓	0.00 *
Total for RIO:		457.06	0.00	0.00	0.00	0.00	0.00	457.06	0.00	0.00	0.00	0.00	0.00	0.00	0.00	0.00	0.00	195.88	0.00
S32	05/04/2018	93.47	0.00	0.00	7.30 ✓	0.00	0.00	86.17 ✓	0.00	0.00	0.00	0.00	0.00	0.00	0.00	0.00	0.00	36.93 ✓	0.00 *
Total for S32:		93.47	0.00	0.00	7.30	0.00	0.00	86.17	0.00	0.00	0.00	0.00	0.00	0.00	0.00	0.00	0.00	36.93	0.00
Total Non Trust Income:		1,504.52	0.00	0.00	269.00	4.72	0.00	1,230.80	0.00	0.00	0.00	0.00	0.00	0.00	0.00	0.00	0.00	527.48	0.00

23913



Share Investing

Income Transactions Taxable

præmium

Portfolio: 3381424 Mrcwsm Pty Ltd <Mrcwm S/F A/C>

Date: From 1 Jul 2017 Through 30 Jun 2018

Tax Type: Super Fund

Security	Tax Date	Income Amount	Tax Withheld	DRP Amount	Unfranked Amount	Interest from NRWT	Interest Amount	Other Aust. Assessable Income	Franked Amount	Tax Free/Exempt	Tax Deferred	Total CGT Gains	Foreign Income	Other assessable non-assessable	Other non-receivable	Assessable non-receivable	Other Exp	Franking Credit	Foreign Income Tax Offsets	

* These income entries have been autogenerated but are not confirmed.

1 If these amounts include an Unfranked CFI component you will need to refer to the Unfranked CFI Income report for a detailed breakdown.

2 If these amounts include a Tax Exempt component you will need to refer to the Tax Free and Tax Exempt report for a detailed breakdown.

3 These amounts may include Capital gains that are classified as Taxable Australian Real Property (TARP) and Non-Taxable Australian Real Property (NTARP). Refer to CGT Distributions report for a detailed breakdown.

4 These amounts may include Foreign Attributed FIF and CFC income. Refer to the Foreign Income report for a detailed breakdown.

MCWM SUPER FUND
GENERAL LEDGER FOR THE PERIOD 01/07/2017 TO 30/06/2018
FROM ACCOUNT 242/001 TO 242/001 - ENTRIES: ALL

Printed: Thursday 9 May, 2019 @ 10:12:38

Date	Ref	Type	Units	Debits \$	Credits \$	Balance \$
<u>242</u> <u>Employer Contributions - Concessional</u>						
<u>242/001</u> <u>Clape, Malcolm</u>						
05/07/2017	2	Bank Statement			988.19	(988.19)
Narration: SBSCH Mal						
16/08/2017	2	Bank Statement			1,235.24	(2,223.43)
Narration: SBSCH Mal						
07/09/2017	2	Bank Statement			988.19	(3,211.62)
Narration: SBSCH Mal						
18/10/2017	2	Bank Statement			1,235.24	(4,446.86)
Narration: SBSCH Mal						
21/11/2017	2	Bank Statement			988.19	(5,435.05)
Narration: SBSCH Mal						
23/11/2017	2	Bank Statement			988.19	(6,423.24)
Narration: SBSCH Mal						
19/12/2017	2	Bank Statement			1,235.24	(7,658.48)
Narration: SBSCH Mal						
16/03/2018	2	Bank Statement			988.19	(8,646.67)
Narration: Super Mal						
20/04/2018	2	Bank Statement			988.19	(9,634.86)
Narration: Super Mal						
04/05/2018	2	Bank Statement			988.19	(10,623.05)
Narration: Super Mal						
10/05/2018	2	Bank Statement			1,235.24	(11,858.29)
Narration: Super Mal						
04/06/2018	2	Bank Statement			988.19	(12,846.48)
Narration: Super Mal						
25/06/2018	2	Bank Statement			1,235.24	(14,081.72)
Narration: Super Mal						

Total Debits:
Total Credits: **\$14,081.72**
Current Year Profit/(Loss): **N/A**

②

242/001
1

The Trustee of New Horizons

21 Benison Road

Winnellie

0820

Card Transactions [Accrual]

July 2017 To June 2018

ID No.	Src	Date	Memo	Account	Debit
MCWM - Mals					
EFT	CD	03/07/2017	MCWM - Mals Super	2-1200	\$988.19
EFT	CD	15/08/2017	MCWM - Mals Super	2-1200	\$1,235.24
eft	CD	06/09/2017	MCWM - Mals Super	2-1200	\$988.19
EFT	CD	17/10/2017	MCWM - Mals Super	2-1200	\$1,235.24
EFT	CD	20/11/2017	MCWM - Mals Super	2-1200	\$988.19
EFT	CD	21/11/2017	MCWM - Mals Super	2-1200	\$988.19
EFT	CD	16/12/2017	MCWM - Mals Super	2-1200	\$1,235.24
eft	CD	05/03/2018	MCWM - Mals Super	2-1200	\$988.19
eft	CD	29/03/2018	MCWM - Mals Super	2-1200	\$988.19
eft	CD	30/04/2018	MCWM - Mals Super	2-1200	\$988.19
eft	CD	04/05/2018	MCWM - Mals Super	2-1200	\$1,235.24
EFT	CD	29/05/2018	MCWM - Mals Super	2-1200	\$988.19
EFT	CD	19/06/2018	MCWM - Mals Super	2-1200	\$1,235.24
					\$14,081.72

242/001
2

MCWM SUPER FUND
GENERAL LEDGER FOR THE PERIOD 01/07/2017 TO 30/06/2018
FROM ACCOUNT 242/002 TO 242/002 - ENTRIES: ALL

Printed: Thursday 9 May, 2019 @ 10:13:01

Date	Ref	Type	Units	Debits \$	Credits \$	Balance \$
<u>242</u> <u>Employer Contributions - Concessional</u>						
<u>242/002</u> <u>Moulds, Wendy</u>						
06/07/2017	2	Bank Statement			1,315.39	(1,315.39)
Narration: Super Wendy						
09/08/2017	2	Bank Statement			730.77	(2,046.16)
Narration: Super Wendy						
14/09/2017	2	Bank Statement			730.77	(2,776.93)
Narration: Super Wendy						
13/10/2017	2	Bank Statement			730.77	(3,507.70)
Narration: Super Wendy						
10/11/2017	2	Bank Statement			730.77	(4,238.47)
Narration: Super Wendy						
11/12/2017	2	Bank Statement			730.77	(4,969.24)
Narration: Super Wendy						
23/01/2018	2	Bank Statement			1,096.15	(6,065.39)
Narration: Super Wendy						
28/03/2018	2	Bank Statement			730.77	(6,796.16)
Narration: Super Wendy						
28/03/2018	2	Bank Statement			730.77	(7,526.93)
Narration: Super Wendy						
11/04/2018	2	Bank Statement			730.77	(8,257.70)
Narration: Super Wendy						
12/06/2018	2	Bank Statement			1,753.85	(10,011.55)
Narration: Super Wendy						

8,696.16 (2)

Total Debits:
Total Credits: **\$10,011.55**
Current Year Profit/(Loss): **N/A**

242 / 002
1

Superannuation Payments By Employee

July 2017 To June 2018

Superannuation Category	Employee Member No	Period From	Period To	Paid Date	Amount	Payment Type
Employee Name:		Moulds, Wendy				
Superannuation Funds:		MCWM Super Fund				
Employer Membership No:						
Superannuation Guarantee	2	17/07/2017	30/07/2017	01/08/2017	\$365.38	PS
Superannuation Guarantee	2	23/04/2018	04/05/2018	05/06/2018	\$365.39	PS
Superannuation Guarantee	2	30/04/2018	18/05/2018	05/06/2018	\$365.38	PS
Superannuation Guarantee	2	14/05/2018	01/06/2018	05/06/2018	\$365.39	PS
Superannuation Guarantee	2	26/02/2018	09/03/2018	03/04/2018	\$365.39	PS
Superannuation Guarantee	2	12/03/2018	23/03/2018	03/04/2018	\$365.38	PS
Superannuation Guarantee	2	29/01/2018	09/02/2018	13/03/2018	\$365.39	PS
Superannuation Guarantee	2	12/02/2018	23/02/2018	13/03/2018	\$365.38	PS
Superannuation Guarantee	2	01/01/2018	12/01/2018	06/02/2018	\$365.39	PS
Superannuation Guarantee	2	15/01/2018	26/01/2018	06/02/2018	\$365.38	PS
Superannuation Guarantee	2	04/12/2017	15/12/2017	15/01/2018	\$365.38	PS
Superannuation Guarantee	2	18/12/2017	29/12/2017	15/01/2018	\$365.38	PS
Superannuation Guarantee	2	20/11/2017	01/12/2017	15/01/2018	\$365.39	PS
Superannuation Guarantee	2	06/11/2017	17/11/2017	05/12/2017	\$365.38	PS
Superannuation Guarantee	2	23/10/2017	03/11/2017	05/12/2017	\$365.39	PS
Superannuation Guarantee	2	25/09/2017	08/10/2017	03/11/2017	\$365.39	PS
Superannuation Guarantee	2	09/10/2017	22/10/2017	03/11/2017	\$365.38	PS
Superannuation Guarantee	2	28/08/2017	10/09/2017	05/10/2017	\$365.39	PS
Superannuation Guarantee	2	11/09/2017	24/09/2017	05/10/2017	\$365.38	PS
Superannuation Guarantee	2	31/07/2017	13/08/2017	07/09/2017	\$365.39	PS
Superannuation Guarantee	2	14/08/2017	25/08/2017	07/09/2017	\$365.38	PS
Superannuation Guarantee	2	03/07/2017	16/07/2017	01/08/2017	\$365.39	PS
Superannuation Guarantee	2	09/04/2018	20/04/2018	05/06/2018	\$292.30	PS
Superannuation Guarantee	2	26/03/2018	06/04/2018	05/06/2018	\$365.39	PS
Category Total:					\$8,696.16	
Total:					\$8,696.16	

242/02
2

MCWM SUPER FUND
GENERAL LEDGER FOR THE PERIOD 01/07/2017 TO 30/06/2018
FROM ACCOUNT 247 TO 247 - ENTRIES: ALL

Printed: Thursday 9 May, 2019 @ 12:08:12

Date	Ref	Type	Units	Debits \$	Credits \$	Balance \$
247		<u>Increase in Market Value of Investments</u>				
30/06/2018	300618	Closing Journal - Non Narration: AGL Energy Limited (776/002)		967.90		967.90
30/06/2018	300618	Closing Journal - Non Narration: Amp Limited - Ordinary Fully Paid (776/003)		1,379.95		2,347.85
30/06/2018	300618	Closing Journal - Non Narration: Australia and New Zealand Banking Group Limited (776/004)		459.95		2,807.80
30/06/2018	300618	Closing Journal - Non Narration: Alumina Limited (776/005)		94.95		2,902.75
30/06/2018	300618	Closing Journal - Non Narration: Bhp Billiton Limited (776/006)			1,352.05	1,550.70
30/06/2018	300618	Closing Journal - Non Narration: Bluescope Steel Limited (776/007)			335.05	1,215.65
30/06/2018	300618	Closing Journal - Non Narration: Healthscope Limited (776/008)			820.05	395.60
30/06/2018	300618	Closing Journal - Non Narration: King River Copper (776/009)		184.90		580.50
30/06/2018	300618	Closing Journal - Non Narration: Macmahon Holdings Limited (776/010)		42.45		622.95
30/06/2018	300618	Closing Journal - Non Narration: Primary Health Care Limited (776/011)		67.65		690.60
30/06/2018	300618	Closing Journal - Non Narration: Qantas Airways Limited (776/012)			25,430.10	(24,739.50)
30/06/2018	300618	Closing Journal - Non Narration: Seafarms Group Ltd (776/015)			728.15	(25,467.65)
30/06/2018	300618	Closing Journal - Non Narration: Swick Mining Services Ltd (776/016)		369.95		(25,097.70)
30/06/2018	300618	Closing Journal - Non Narration: TNG Limited (776/017)			80.05	(25,177.75)
30/06/2018	300618	Closing Journal - Non Narration: Seven West Media Limited (776/019)			430.05	(25,607.80)
		Total Debits:		\$3,567.70		
		Total Credits:			\$29,175.50	
		Current Year Profit/(Loss):				N/A

247

NEGOTIATOR INVESTOR STATEMENT

Account Number 4625-22452

Transaction Details

Please retain this statement for taxation purposes

Date	Transaction Details	Withdrawals (\$)	Deposits (\$)	Balance (\$)
2018				
28 JUN	OPENING BALANCE			64,323.68
02 JUL	DIVIDEND FROM ANZ DIVIDEND A065/00426270		200.00	64,523.68
02 JUL	ANZ INTERNET BANKING FUNDS TFER RENT IE PROJECT EFFECTIVE DATE 01 JUL 2018		2,213.20	66,736.88
02 JUL	ANZ INTERNET BANKING BPAY TAX OFFICE PAYMENT {880234}	6,162.05		60,574.83
23 JUL	ANZ INTERNET BANKING FUNDS TFER TRANSFER 500681 TO FLETCHER ACCOUNTI	1,870.00		58,704.83
24 JUL	TRANSFER FROM SUPERCHOICE P/L PC230718-119427174		730.77	59,435.60
27 JUL	INTERNET BANKING BUSINESS	15.00		59,420.60
27 JUL	CREDIT INTEREST PAID		67.83	59,488.43
TOTALS AT END OF PAGE		\$8,047.05	\$3,211.80	
TOTALS AT END OF PERIOD		\$8,047.05	\$3,211.80	\$59,488.43

This Statement Includes

Interest earned on deposits	\$67.83
ANZ bank charges	\$15.00

Yearly Summary

Previous Year to 30/06/2018 (\$)

Interest earned on deposits	849.92
-----------------------------	--------

Fee Summary

Fees Charged for period: 29 JUN 2018 to 27 JUL 2018

Summary of ANZ Transaction Fees

Transaction Fees	Transactions		Fee Per Transaction (\$)	Total Charge (\$)
	Total	Free Additional		
INTERNET/ONLINE	3.00	3.00	0.20	0.00
EFTPOS/PHONE BANKING	2.00	2.00	0.20	0.00
Total Transaction Fees Charged				\$0.00

Please note: Overseas transaction fees, overseas ATM fees and non ANZ ATM operator fees not included

250/01

MCWM SUPER FUND
GENERAL LEDGER FOR THE PERIOD 01/07/2017 TO 30/06/2018
FROM ACCOUNT 261/000 TO 261/999 - ENTRIES: ALL

Printed: Thursday 9 May, 2019 @ 12:37:15

Date	Ref	Type	Units	Debits \$	Credits \$	Balance \$
<u>261</u> <u>Member/Personal Contributions - Non Concessional (Undeducted)</u>						
<u>261/001</u> <u>Clape, Malcolm</u>						
30/06/2018	3	Journal - Cash			993.50	(993.50)
Narration: Body corporate fees paid from personal acc in error						
<u>261/002</u> <u>Moulds, Wendy</u>						
30/06/2018	3	Journal - Cash			993.50	(993.50)
Narration: Body corporate fees paid from personal acc in error						
Total Debits:						
Total Credits:				\$1,987.00		
Current Year Profit/(Loss):				N/A		

Total

1,987.00 425/001

261.

MCWM SUPER FUND
GENERAL LEDGER FOR THE PERIOD 01/07/2017 TO 30/06/2018
FROM ACCOUNT 280/001 TO 280/001 - ENTRIES: ALL

Printed: Thursday 9 May, 2019 @ 11:57:11

Date	Ref	Type	Units	Debits \$	Credits \$	Balance \$
280 <u>Rent Received</u>						
280/001 <u>12-119 Reichardt Road, Winnellie, NT 0820</u>						
24/07/2017	2	Bank Statement			2,200.00	(2,200.00)
Narration: Rent						
23/08/2017	2	Bank Statement			2,200.00	(4,400.00)
Narration: Rent						
25/09/2017	2	Bank Statement			2,200.00	(6,600.00)
Narration: Rent						
23/10/2017	2	Bank Statement			2,200.00	(8,800.00)
Narration: Rent						
23/11/2017	2	Bank Statement			2,200.00	(11,000.00)
Narration: Rent						
27/12/2017	2	Bank Statement			2,200.00	(13,200.00)
Narration: Rent						
23/01/2018	2	Bank Statement			2,200.00	(15,400.00)
Narration: Rent						
23/02/2018	2	Bank Statement			2,200.00	(17,600.00)
Narration: Rent						
23/03/2018	2	Bank Statement			2,200.00	(19,800.00)
Narration: Rent						
23/04/2018	2	Bank Statement			2,200.00	(22,000.00)
Narration: Rent						
23/05/2018	2	Bank Statement			2,200.00	(24,200.00)
Narration: Rent						
25/06/2018	2	Bank Statement			2,200.00	(26,400.00)
Narration: Rent						
26/06/2018	2	Bank Statement			105.60	(26,505.60)
Narration: Rent increase						
30/06/2018	4	Journal - Non Cash		2,409.60		(24,096.00)
Narration: GST on rent income						
				Total Debits:	\$2,409.60	
				Total Credits:	\$26,505.60	
				Current Year Profit/(Loss):	N/A	

280/001

General Ledger [Detail]

July 2017 To June 2018

ID No.	Src	Date	Memo	Debit	Credit	Job No.	Net Activity	Ending Balance
6-1750	Rent							
Beginning Balance:				\$0.00				
EFT	CD	24/07/2017	TFR 671151 TO MRCWSN	\$2,000.00	S			\$2,000.00
00000611	PJ	23/08/2017	Purchase; MRCWSM Pty L	\$2,000.00	A			\$4,000.00
EFT	CD	25/09/2017	TFR 589651 TO MRCWSN	\$2,000.00	S			\$6,000.00
EFT	CD	23/10/2017	TFR 358277 TO MRCWSN	\$2,000.00	O			\$8,000.00
EFT	CD	23/11/2017	TFR 736434 TO MRCWSN	\$2,000.00	N			\$10,000.00
EFT	CD	27/12/2017	TFR 972601 TO MRCWSN	\$2,000.00	D			\$12,000.00
EFT	CD	23/01/2018	TFR 242283 TO MRCWSN	\$2,000.00	S			\$14,000.00
EFT	CD	23/02/2018	TFR 427390 TO MRCWSN	\$2,000.00	F			\$16,000.00
EFT	CD	23/03/2018	TFR 835996 TO MRCWSN	\$2,000.00	N			\$18,000.00
EFT	CD	23/04/2018	TFR 780210 TO MRCWSN	\$2,000.00	A			\$20,000.00
EFT	CD	23/05/2018	TFR 322857 TO MRCWSN	\$2,000.00	M			\$22,000.00
EFT	CD	25/06/2018	TFR 575787 TO MRCWSN	\$2,000.00	S			\$24,000.00
EFT	CD	26/06/2018	TFR 963826 TO MRCWSN	\$96.00				\$24,096.00
Total :				\$24,096.00		\$0.00	\$24,096.00	\$24,096.00
Grand Total :				\$24,096.00		\$0.00		\$24,096.00

*Increase Rent 1/12/17
to \$2012*

Less GST

Rent check :

July to Nov 5 x 2000

Dec to June 7 x 2012

*10,000
14,084

24,084.*

*Overpaid by \$12 which is minor.
(I think my bank statement attached
error).*

*280/001
2*

Deb Fletcher

From: Deb Fletcher
Sent: Tuesday, 26 June 2018 1:32 PM
To: 'Wendy Moulds'
Subject: Rent increase

Hi Wendy

This is the email I sent you when the rent was due to go up. It isn't specified in the lease whether the weighted averages of all cities is used or just Darwin but whichever one is chosen then it will be used in the future. Using the Darwin index is probably the fairest way to do it.

If you use Darwin the increase was 0.06% so the new rent will be \$2,213.20 each month including GST. For the next rent payable this week which is for June 2018 the amount of \$2,305.60 needs to be paid which is the new rent of \$2,213.20 for July plus back rent of \$92.40 (December to May). Can you make sure this is paid by 30th June so the 2018 accounts will be correct.

Also, you are paying the rent for each month around the 23rd of the month and it is supposed to be paid in advance. I've double checked the payments against the lease and so for the July rent onwards can you arrange payment on the 1st day of each month. If you have a regular transfer set up that will need to be changed.

I have spoken to Mal and he will have a look tonight for the rollover documents from Hesta and Colonial Mutual.

Cheers

Deb

All Groups CPI, All groups index numbers and percentage changes

	Index number	Percentage change	
	(a)	Jun Qtr 2017 to Sep Qtr	Sep Qtr 2016 to Sep Qtr
	Sep Qtr 2017	2017	2017
Sydney	112.5	0.7	1.9
Melbourne	111.5	0.5	2.2
Brisbane	111.4	0.4	1.5
Adelaide	110.4	1.1	1.8
Perth	109.5	0.5	0.8
Hobart	109.2	0.3	2.0
Darwin	109.4	0.6	0.6
Canberra	109.6	0.9	2.1
Weighted average of eight capital cities	111.4	0.6	1.8

(a) Index reference period: 2011-12 = 100.0.

Lease started 1/12/16.

Cheers

Deb

Deb Fletcher

Chartered Accountant

Phone: 0435 059 003
Email: deb@fletcheracc.com.au

Fletcher Accounting Pty Ltd
PO Box 38436
Winnellie NT 0821
31/12 Charlton Court
Woolner NT 0820

Liability limited by a scheme approved under Professional Standards Legislation

Unless you are the intended recipient, this email and attachment(s) are confidential and cannot be used or disclosed.

Be advised, the responsibility for the accuracy and completeness of the particulars and information provided by the Client rests with the Client; any advice given to the Client is only an opinion based on the firm's knowledge of the Client's particular circumstances, and a Client/taxpayer has obligations under self-assessment to keep full and proper records in order to facilitate the preparation of accurate reports and returns.

From: Deb Fletcher
Sent: Thursday, 16 November 2017 3:32 PM
To: 'Wendy Moulds' <wendy@ieproject.com.au>
Subject: Lease and CPI

Hi Wendy

I have attached a copy of the lease I sent you and I am pretty sure I completed most of this but there were some things I couldn't answer eg square metres of premises. You do need to have a read of the lease to make sure everything is OK. On page 22 is an annexure (A) for outgoings and you need to complete this. There is also a clause at 14.1 for outgoings and the wording can be changed if no outgoings need to be paid.

I have pasted in the CPI for the year to the end of September 2017 and you can use the Darwin or Weighted averages rate. Darwin is 0.6 and Weighted averages 1.8. These can change year to year (which one is higher) so you need to pick one and continue to use that. It is specified at clause 8.2.1 so I would type in there which one applies.

Let me know if you have any queries.

Cheers

Deb

All Groups CPI, All groups index numbers and percentage changes

	Index number	Percentage change	
	(a)	Jun Qtr 2017 to Sep Qtr 2017	Sep Qtr 2016 to Sep Qtr 2017
	Sep Qtr 2017		
Sydney	112.5	0.7	1.9
Melbourne	111.5	0.5	2.2
Brisbane	111.4	0.4	1.5
Adelaide	110.4	1.1	1.8
Perth	109.5	0.5	0.8
Hobart	109.2	0.3	2.0
Darwin	109.4	0.6	0.6
Canberra	109.6	0.9	2.1
Weighted average of eight capital cities	111.4	0.6	1.8

(a) Index reference period: 2011-12 = 100.0.

Deb Fletcher
Chartered Accountant

Phone: 0435 059 003
Email: deb@fletcheracc.com.au

Fletcher Accounting Pty Ltd
PO Box 38436
Winnellie NT 0821
31/12 Charlton Court
Woolner NT 0820

Liability limited by a scheme approved under Professional Standards Legislation

28/01

Rollover benefits statement

Section A - Receiving fund THIS FORM DOES NOT HAVE TO BE INCLUDED IN A TAX RETURN

MCWM SUPER FUND-CLAPE
PO BOX 36687
WINNELLIE NT 0821

Australian business number(ABN)
Member client identifier
Unique Superannuation Identifier(USI)

Section B - Member's details

Full name
Title: Mr, Mrs, Miss, Ms Family name
First given name
Other given names
Address
Suburb/town State/Territory Postcode
Date of birth Sex(M/F) Tax File Number (TFN) Daytime phone number
Email address (if applicable)

Section C - Rollover transaction details

Service period start date

Tax components		Preservation amounts	
Tax-free component	<input type="text" value="\$ 3715.07"/>	Preserved amount	<input type="text" value="\$ 30681.89"/>
KiwiSaver Tax-free component	<input type="text" value="\$ 0.00"/>	KiwiSaver preserved amount	<input type="text" value="\$ 0.00"/>
Taxable component		Restricted non-preserved amount	<input type="text" value="\$ 0.00"/>
Element taxed in the fund	<input type="text" value="\$ 26966.82"/>	Unrestricted non-preserved amount	<input type="text" value="\$ 0.00"/>
Element untaxed in the fund	<input type="text" value="\$ 0.00"/>	TOTAL Preservation amounts	<input type="text" value="\$ 30681.89"/>
TOTAL Tax Components	<input type="text" value="\$ 30681.89"/>		

Handwritten notes: 285/001 (next to Tax-free component), 285/001 (next to Element taxed in the fund)

Section D - Non-complying funds

Contributions made to a non-complying fund on or after 10 May 2006

Section E - Transferring fund

Fund's name Fund's ABN
Contact name Phone number
Email address (if applicable)

Section F - Declaration

TRUSTEE, DIRECTOR OR AUTHORISED OFFICER DECLARATION:
I declare that the information contained in the statement is true and correct.
Trustee, director or authorised officer signature Date

The original of this form must be sent to the rollover fund within 7 days of paying the rollover payment. A copy must be kept for payee records and a copy given to the person on whose behalf the rollover is made within 30 days of the rollover payment.

Handwritten note: 285/001

MCWM SUPER FUND
GENERAL LEDGER FOR THE PERIOD 01/07/2017 TO 30/06/2018
FROM ACCOUNT 302 TO 315 - ENTRIES: ALL

Printed: Thursday 9 May, 2019 @ 12:40:41

Date	Ref	Type	Units	Debits \$	Credits \$	Balance \$
302 Administration Costs						
22/08/2017	2	Bank Statement		48.00		48.00
Narration: ASIC						
304 ATO Supervisory Levy						
30/06/2018	3	Journal - Non Cash		259.00		259.00
Narration: Supervisory levy						
30/06/2018	3	Journal - Non Cash		259.00		518.00
Narration: Supervisory levy adjustment for new fund						
315 Bank Charges						
28/07/2017	2	Bank Statement		15.00		15.00
Narration: Bank fees						
28/07/2017	2	Bank Statement		0.60		15.60
Narration: Bank fees						
28/08/2017	2	Bank Statement		15.00		30.60
Narration: Bank fees						
28/08/2017	2	Bank Statement		0.20		30.80
Narration: Bank fees						
28/09/2017	2	Bank Statement		15.00		45.80
Narration: Bank fees						
27/10/2017	2	Bank Statement		15.00		60.80
Narration: Bank fees						
28/11/2017	2	Bank Statement		15.00		75.80
Narration: Bank fees						
28/12/2017	2	Bank Statement		15.00		90.80
Narration: Bank fees						
25/01/2018	2	Bank Statement		15.00		105.80
Narration: Bank fees						
28/02/2018	2	Bank Statement		15.00		120.80
Narration: Bank fees						
28/03/2018	2	Bank Statement		15.00		135.80
Narration: Bank fees						
7/04/2018	2	Bank Statement		15.00		150.80
Narration: Bank fees						
27/04/2018	2	Bank Statement		1.00		151.80
Narration: Bank fees						
27/04/2018	2	Bank Statement		0.20		152.00
Narration: Bank fees						
28/05/2018	2	Bank Statement		15.00		167.00
Narration: Bank fees						
28/06/2018	2	Bank Statement		15.00		182.00
Narration: Bank fees						
				Total Debits:	\$748.00	
				Total Credits:		
				Current Year Profit/(Loss):	N/A	

880.

All acc 604.

OWNER STATEMENT

Unit Plan 2009/58, 119 Reichardt Road, Winnellie

Unit 12 : MRCW00 MRCWSM Pty Ltd (ACN 614 183 738) ATF MCWM Super Fund

BILLINGS THROUGH THE PERIOD 01/07/17 - 30/06/18

Date	Levy Description	Period	Amount Invoiced	Payments Allocated	Received	Balance
03/07/17	402205: (S) Roofing	SPECIAL LEVY - REPLACE ROOF DUE AND PAYABLE 01/08/17	\$1,430.00	\$1,430.00	22/08/17	\$0.00
01/08/17	411279: (A) Contributions	01/09/17 to 30/11/17	\$572.00	\$572.00	22/08/17	\$0.00
01/08/17	411280: (S) Contributions	01/09/17 to 30/11/17	\$55.00	\$55.00	22/08/17	\$0.00
01/11/17	443462: (A) Contributions	01/12/17 to 28/02/18	\$572.00	\$572.00	03/11/17	\$0.00
01/11/17	443463: (S) Contributions	01/12/17 to 28/02/18	\$55.00	\$55.00	03/11/17	\$0.00
01/02/18	477075: (A) Contributions	01/03/18 to 31/05/18	\$572.00	\$572.00	05/02/18	\$0.00
01/02/18	477076: (S) Contributions	01/03/18 to 31/05/18	\$55.00	\$55.00	05/02/18	\$0.00
01/05/18	510852: (A) Contributions	01/06/18 to 31/08/18	\$572.00	\$572.00	02/05/18	\$0.00
01/05/18	510853: (S) Contributions	01/06/18 to 31/08/18	\$55.00	\$55.00	02/05/18	\$0.00
Totals			\$3,938.00 ✓	\$3,938.00		\$0.00

JOURNALS

03/11/17	\$572.00
03/11/17	\$55.00
03/11/17	\$-627.00
Total Journals	\$0.00

PAYMENTS RECEIVED ON THE FOLLOWING DATES

22/08/17	\$2,057.00
30/10/17	\$1,987.00 paid from private account in error. Thought they were paying body corporate to another unit.
Total Payments	\$4,044.00
Unallocated Payments	\$106.00 680

425/001
1

OWNER STATEMENT

Unit Plan 2009/58, 119 Reichardt Road, Winnellie

Unit 12 : MRCW00 MRCWSM Pty Ltd (ACN 614 183 738) ATF MCWM Super Fund

BILLINGS THROUGH THE PERIOD 16/03/17 - 16/03/18

Date	Levy Description	Period	Amount Invoiced	Payments Allocated	Received	Balance
02/05/17	378096: (A) Contributions	01/06/17 to 31/08/17	\$572.00	\$572.00	01/06/17	\$0.00
02/05/17	378097: (S) Contributions	01/06/17 to 31/08/17	\$55.00	\$55.00	01/06/17	\$0.00
03/07/17	402205: (S) Roofing	SPECIAL LEVY - REPLACE ROOF DUE AND PAYABLE 01/08/17	\$1,430.00	\$1,430.00	22/08/17	\$0.00
01/08/17	411279: (A) Contributions	01/09/17 to 30/11/17	\$572.00	\$572.00	22/08/17	\$0.00
01/08/17	411280: (S) Contributions	01/09/17 to 30/11/17	\$55.00	\$55.00	22/08/17	\$0.00
01/11/17	443462: (A) Contributions	01/12/17 to 28/02/18	\$572.00	\$572.00	03/11/17	\$0.00
01/11/17	443463: (S) Contributions	01/12/17 to 28/02/18	\$55.00	\$55.00	03/11/17	\$0.00
01/02/18	477075: (A) Contributions	01/03/18 to 31/05/18	\$572.00	\$572.00	05/02/18	\$0.00
01/02/18	477076: (S) Contributions	01/03/18 to 31/05/18	\$55.00	\$55.00	05/02/18	\$0.00
Totals			\$3,938.00	\$3,938.00		\$0.00

JOURNALS

03/11/17	\$572.00
03/11/17	\$55.00
03/11/17	\$-627.00
Total Journals	\$0.00

PAYMENTS RECEIVED ON THE FOLLOWING DATES


01/06/17	\$627.00
22/08/17	\$2,057.00 ✓
30/10/17	\$1,987.00
Total Payments	\$4,671.00

Credit **\$733.00**

Total
4671.00 [\$627.00
\$2,057.00 ✓
\$1,987.00
\$4,671.00

paid in error Paid from private account.

425/001
2



City of Darwin
 CIVIC CENTRE, HARRY CHAN AVENUE
 DARWIN NT 0800
 GPO BOX 84 DARWIN NT 0801
 TEL: (08) 8930 0300 FAX: (08) 8930 0311
 Email: darwin@darwin.nt.gov.au
 Website: www.darwin.nt.gov.au
 ABN: 11 503 313 301

RATES NOTICE

FOR THE YEAR
 1 JULY 2017 - 30 JUNE 2018

ISSUED UNDER SECTION 159
 OF THE LOCAL GOVERNMENT ACT

What happens with this? T.A. Pay upon WM return

E & O.E
 SHOULD THE ADDRESS SHOWN ON THIS NOTICE
 BE INCORRECT PLEASE NOTIFY COUNCIL IN WRITING



001-0821 (14616)

MRCWSM PTY LTD ATF MCWM SUPER FUND
 PO Box 36687
 WINNELLIE NT 0821

Account Number: 34098-6

Valuation Number: 055013490012

Notice Print Date: 21 August 2017

ALLOTMENT LOCATION AND DESCRIPTION 12/119 Reichardt Road WINNELLIE NT 082

CURRENT YEARS RATES AND CHARGES	UNIMPROVED CAPITAL VALUE	NTPS ZONE	RATE IN \$ OR MINIMUM	AMOUNT \$
General Rate	\$45,000	GI	Minimum	\$1,138.00
Balance of Account				\$1,138.00

PAYMENT OPTIONS AND DUE DATES FOR PAYMENT

Arrears	AND	INSTALMENT 1	INSTALMENT 2	INSTALMENT 3	INSTALMENT 4
		\$286.00	\$284.00	\$284.00	\$284.00
Due Now		30/09/17	30/11/17	31/01/18	31/03/18

OR

Arrears	AND	Full Payment
		\$1,138.00
Due Now		30/09/17

NOTE: Debit balances from past years are accruing penalty interest on a daily basis and are due and payable now. You will need to contact Council for an updated payment amount.
 Should payment be received after the close of business on the above due dates, late payment penalties will be added on a daily basis at 18% pa.

pd 18/9

All credit card payments will incur a processing surcharge of 0.4% of the total transaction amount

City of Darwin - Rates and Charges Payment Methods



Billpay Code: 0955
 Reference No: 3409 86

Pay in person at any Post Office, by phone 13 18 16 or go to Postbillpay.com.au



BPAY Biller Code: 5074
 Reference No: 340986



*955 340986

INTERNET PAYMENTS



Account No: 34098
 Valuation No:
 055013490012

Visit our website: www.darwin.nt.gov.au and follow the prompts to pay your rates using your credit card.

BPAY® this payment via internet or phone banking.
 BPAY View® - View and pay this bill using internet banking.
 BPAY View Registration No.: 340986

Electronic notices



Sign up on your online banking account



By Phone 13 18 16 MasterCard or Visa 24 hours 7 days per week
 Billpay Code: 0955
 Reference No: 340986



Register to receive your bill by email by visiting darwin.ezybill.com.au

MRCWSM PTY LTD ATF MCWM SUPER FUND

425/002

NEGOTIATOR INVESTOR STATEMENT

Account Number 4625-22452

Transaction Details

Please retain this statement for taxation purposes

Date	Transaction Details	Withdrawals (\$)	Deposits (\$)	Balance (\$)
2018				
28 JUN	OPENING BALANCE			64,323.68
02 JUL	DIVIDEND FROM ANZ DIVIDEND A065/00426270		200.00	64,523.68
02 JUL	ANZ INTERNET BANKING FUNDS TFER RENT IE PROJECT EFFECTIVE DATE 01 JUL 2018		2,213.20	66,736.88
02 JUL	ANZ INTERNET BANKING BPAY TAX OFFICE PAYMENT {880234}	6,162.05		60,574.83
23 JUL	ANZ INTERNET BANKING FUNDS TFER TRANSFER 500681 TO FLETCHER ACCOUNTI	1,870.00		58,704.83
24 JUL	TRANSFER FROM SUPERCHOICE P/L PC230718-119427174		730.77	59,435.60
27 JUL	INTERNET BANKING BUSINESS	15.00		59,420.60
27 JUL	CREDIT INTEREST PAID		67.83	59,488.43
TOTALS AT END OF PAGE		\$8,047.05	\$3,211.80	
TOTALS AT END OF PERIOD		\$8,047.05	\$3,211.80	\$59,488.43

This Statement Includes

Interest earned on deposits	\$67.83
ANZ bank charges	\$15.00

Yearly Summary

Previous Year to 30/06/2018 (\$)

Interest earned on deposits	849.92
-----------------------------	--------

Fee Summary

Fees Charged for period: 29 JUN 2018 to 27 JUL 2018

Summary of ANZ Transaction Fees

Transaction Fees	Transactions		Fee Per Transaction (\$)	Total Charge (\$)
	Total	Free Additional		
INTERNET/ONLINE	3.00	3.00	0.20	0.00
EFTPOS/PHONE BANKING	2.00	2.00	0.20	0.00
Total Transaction Fees Charged				\$0.00

Please note: Overseas transaction fees, overseas ATM fees and non ANZ ATM operator fees not included

604/11

NEGOTIATOR INVESTOR STATEMENT

Account Number 4625-22452

Transaction Details

Please retain this statement for taxation purposes

Date	Transaction Details	Withdrawals (\$)	Deposits (\$)	Balance (\$)
2018				
28 MAY	OPENING BALANCE			57,984.29
04 JUN	TRANSFER FROM ATO ATO005000009263660		✓ 988.19 242/01	58,972.48
12 JUN	TRANSFER FROM SUPERCHOICE P/L PC080618-117220568		✓ 1,753.85 242/02	60,726.33
25 JUN	ANZ INTERNET BANKING FUNDS TFER RENT IE PROJECT EFFECTIVE DATE 23 JUN 2018		✓ 2,200.00 280/01	62,926.33
25 JUN	TRANSFER FROM ATO ATO001100009170694		✓ 1,235.24 242/01	64,161.57
26 JUN	ANZ INTERNET BANKING FUNDS TFER RENT INCREASE BACK IE PROJECT		✓ 105.60 280/01	64,267.17
28 JUN	INTERNET BANKING BUSINESS	✓ 15.00 315		64,252.17
28 JUN	CREDIT INTEREST PAID		✓ 71.51 250/01	64,323.68 ✓
TOTALS AT END OF PAGE		\$15.00	\$6,354.39	
TOTALS AT END OF PERIOD		\$15.00	\$6,354.39	\$64,323.68

This Statement Includes

Interest earned on deposits	\$71.51
ANZ bank charges	\$15.00

Fee Summary

Fees Charged for period: 29 MAY 2018 to 28 JUN 2018

Summary of ANZ Transaction Fees

Transaction Fees	Transactions		Fee Per Transaction (\$)	Total Charge (\$)
	Total	Free Additional		
INTERNET/ONLINE	2.00	2.00	0.20	0.00
EFTPOS/PHONE BANKING	3.00	3.00	0.20	0.00
Total Transaction Fees Charged				\$0.00

Please note: Overseas transaction fees, overseas ATM fees and non ANZ ATM operator fees not included

604/2

NEGOTIATOR INVESTOR STATEMENT

Account Number 4625-22452

Transaction Details

Please retain this statement for taxation purposes

Date	Transaction Details	Withdrawals (\$)	Deposits (\$)	Balance (\$)
2018				
27 APR	OPENING BALANCE			54,109.34
04 MAY	TRANSFER FROM ATO ATO001000009699625		✓ 988.19 <i>242/001</i>	55,097.53
10 MAY	TRANSFER FROM ATO ATO004000009207555		✓ 1,235.24 <i>242/001</i>	56,332.77
23 MAY	ANZ INTERNET BANKING FUNDS TFER RENT IE PROJECT		✓ 2,200.00 <i>280/001</i>	58,532.77
28 MAY	INTERNET BANKING BUSINESS	✓ 15.00 <i>315</i>		58,517.77
28 MAY	ANZ INTERNET BANKING BPAY TAX OFFICE PAYMENT {964547}	✓ 600.00 <i>840</i>		57,917.77
28 MAY	CREDIT INTEREST PAID		✓ 66.52 <i>280/001</i>	57,984.29
TOTALS AT END OF PAGE		\$615.00	\$4,489.95	
TOTALS AT END OF PERIOD		\$615.00	\$4,489.95	\$57,984.29

This Statement Includes

Interest earned on deposits	\$66.52
ANZ bank charges	\$15.00

Fee Summary

Fees Charged for period: 28 APR 2018 to 28 MAY 2018

Summary of ANZ Transaction Fees

	Transactions		Fee Per Transaction (\$)	Total Charge (\$)
	Total	Free Additional		
Transaction Fees				
INTERNET/ONLINE	2.00	2.00	0.20	0.00
EFTPOS/PHONE BANKING	2.00	2.00	0.20	0.00
Total Transaction Fees Charged				\$0.00

Please note: Overseas transaction fees, overseas ATM fees and non ANZ ATM operator fees not included

Summary of Relationship Benefit for this account

	Amount (\$)
Your Relationship Benefit	0.80
This is made up of:	
Value of Free Transactions	0.80

604/3

NEGOTIATOR INVESTOR STATEMENT

Account Number 4625-22452

Transaction Details

Please retain this statement for taxation purposes

Date	Transaction Details	Withdrawals (\$)	Deposits (\$)	Balance (\$)
2018				
28 MAR	OPENING BALANCE			48,891.86
29 MAR	DIVIDEND FROM HSO REPLACEMENT MAR18/99999880		✓ 64.00 239/008	48,955.86
09 APR	DEPOSIT		✓ 141.17 239/006	49,097.03
11 APR	DIVIDEND FROM AGL DIV PAY 001215761365		✓ 216.00 239/602	49,313.03
11 APR	TRANSFER FROM SUPERCHOICE P/L PC100418-114563383		✓ 730.77 242/002	50,043.80
12 APR	DEBENTURE/NOTE INTEREST FROM S32 REPLACEMENT RAU18/99999595		✓ 93.47 239/914	50,137.27
12 APR	DIVIDEND FROM RIO TINTO LTD AUF17/00921593		✓ 457.06 239/013	50,594.33
17 APR	DIVIDEND FROM AMP REPLACEMENT 17FIN/99998760		✓ 145.00 239/003	50,739.33
20 APR	DIVIDEND FROM QAN PAYMENTS 001215781932		✓ 140.00 239/012	50,879.33
20 APR	TRANSFER FROM ATO ATO006000009347858		✓ 988.19 244/001	51,867.52
23 APR	ANZ INTERNET BANKING FUNDS TFER RENT IE PROJECT		✓ 2,200.00 280/001	54,067.52
27 APR	INTERNET BANKING BUSINESS	✓ 15.00 315		54,052.52
27 APR	CREDIT INTEREST PAID		✓ 58.02 250/001	54,110.54
27 APR	5 EXCESS EFTPOS, PHONE BANKING, AUTOMATIC TRANSACTIONS - FEE	✓ 1.00 315		54,109.54
27 APR	1 EXCESS INTERNET/ONLINE TRANSACTIONS - FEE	✓ 0.20 315		54,109.34
TOTALS AT END OF PAGE		\$16.20	\$5,233.68	
TOTALS AT END OF PERIOD		\$16.20	\$5,233.68	\$54,109.34

This Statement Includes

Interest earned on deposits	\$58.02
ANZ bank charges	\$16.20

604/4

NEGOTIATOR INVESTOR STATEMENT

Account Number 4625-22452

Transaction Details

Please retain this statement for taxation purposes

Date	Transaction Details	Withdrawals (\$)	Deposits (\$)	Balance (\$)
2018				
28 FEB	OPENING BALANCE			44,165.72
16 MAR	TRANSFER FROM ATO ATO008000009354128		✓ 988.19 242/001	45,153.91
23 MAR	ANZ INTERNET BANKING FUNDS TFER RENT IE PROJECT		✓ 2,200.00 280/001	47,353.91
27 MAR	DIVIDEND FROM PRY DIV MAR18/00813400		✓ 43.10 239/011	47,397.01
28 MAR	TRANSFER FROM SUPERCHOICE P/L PC270318-114098990		✓ 730.77 242/002	48,127.78
28 MAR	TRANSFER FROM SUPERCHOICE P/L PC270318-114098896		✓ 730.77 242/002	48,858.55
28 MAR	INTERNET BANKING BUSINESS	✓ 15.00 315		48,843.55
28 MAR	CREDIT INTEREST PAID		✓ 48.31 250/001	48,891.86
TOTALS AT END OF PAGE		\$15.00	\$4,741.14	
TOTALS AT END OF PERIOD		\$15.00	\$4,741.14	\$48,891.86

This Statement Includes

Interest earned on deposits	\$48.31
ANZ bank charges	\$15.00

Fee Summary

Fees Charged for period: 01 MAR 2018 to 28 MAR 2018

Summary of ANZ Transaction Fees

Transaction Fees	Transactions		Fee Per Transaction (\$)	Total Charge (\$)
	Total	Free Additional		
INTERNET/ONLINE	1.00	1.00	0.20	0.00
EFTPOS/PHONE BANKING	4.00	4.00	0.20	0.00
Total Transaction Fees Charged				\$0.00

Please note: Overseas transaction fees, overseas ATM fees and non ANZ ATM operator fees not included

Summary of Relationship Benefit for this account

	Amount (\$)
Your Relationship Benefit	1.00
This is made up of:	
Value of Free Transactions	1.00

604/15

NEGOTIATOR INVESTOR STATEMENT

Account Number 4625-22452

Transaction Details

Please retain this statement for taxation purposes

Date	Transaction Details	Withdrawals (\$)	Deposits (\$)	Balance (\$)
2018				
25 JAN	OPENING BALANCE			47,518.89
12 FEB	ANZ INTERNET BANKING BPAY TAX OFFICE PAYMENT {654101}	✓ 600.00 840		46,918.89
23 FEB	ANZ INTERNET BANKING FUNDS TFER RENT IE PROJECT		✓ 2,200.00 280/001	49,118.89
27 FEB	ANZ INTERNET BANKING FUNDS TFER TRANSFER 321278 TO 012012303447811	✓ 5,000.00 605		44,118.89
28 FEB	INTERNET BANKING BUSINESS	✓ 15.00 315		44,103.89
28 FEB	CREDIT INTEREST PAID		✓ 61.83 250/001	44,165.72
TOTALS AT END OF PAGE		\$5,615.00	\$2,261.83	
TOTALS AT END OF PERIOD		\$5,615.00	\$2,261.83	\$44,165.72

This Statement Includes

Interest earned on deposits	\$61.83
ANZ bank charges	\$15.00

Fee Summary

Fees Charged for period: 26 JAN 2018 to 28 FEB 2018

Summary of ANZ Transaction Fees

Transaction Fees	Transactions		Fee Per Transaction (\$)	Total Charge (\$)
	Total	Free Additional		
INTERNET/ONLINE	3.00	3.00	0.20	0.00
Total Transaction Fees Charged				\$0.00

Please note: Overseas transaction fees, overseas ATM fees and non ANZ ATM operator fees not included

Summary of Relationship Benefit for this account Amount (\$)

Your Relationship Benefit **0.60**

This is made up of:

Value of Free Transactions 0.60

604/6



Negotiator Investor Statement

Enquiries 13 13 14
Lost/Stolen cards 1800 033 844
Website & Internet Banking www.anz.com



001371

THE DIRECTOR
 MRCWSM PTY LTD
 PO BOX 36687
 WINNELLIE NT 0821
 AUSTRALIA

Statement Summary

Opening balance	\$46,987.94
Total deposits	\$3,545.95
Total withdrawals	\$3,015.00
Closing balance	\$47,518.89
Statement starts	28/12/2017
Statement ends	25/01/2018
Statement number	16

Branch Details
 Winnellie
Account Descriptor
 SUPER FUND

Account Details
 MRCWSM PTY LTD ACN 614 183 738
 ATF MCWM SUPER FUND
Branch No. (BSB) 015-896
Account No 4625-22452

Please retain this statement for taxation purposes.

Date	Transaction Details	Withdrawals (\$)	Deposits (\$)	Balance (\$)
2017				
28 DEC	OPENING BALANCE			46,987.94
2018				
17 JAN	ANZ INTERNET BANKING FUNDS TFER TRANSFER 232153 TO WS MOULDS MC CLA	✓ 3,000.00 605		43,987.94
23 JAN	ANZ INTERNET BANKING FUNDS TFER RENTIE PROJECT TRANSFER FROM SUPERCHOICE P/L PC220118-111914698		✓ 2,200.00 280/001 ✓ 1,096.15 242/002	46,187.94 47,284.09
25 JAN	DIVIDEND FROM ANZ REPLACEMENT A064/99997501 INTERNET BANKING BUSINESS CREDIT INTEREST PAID	✓ 15.00 315	200.00 239/004 ✓ 49.80 250/001	47,484.09 47,469.09 47,518.89
TOTALS AT END OF PAGE		\$3,015.00	\$3,545.95	\$47,518.89
TOTALS AT END OF PERIOD		\$3,015.00	\$3,545.95	\$47,518.89

This statement includes	
Interest earned on deposits	\$49.80
ANZ bank charges	\$15.00

MCO1371 / S0000001 / 1006397

Item No. 55732 10.2011 M232702

604/7



Negotiator Investor Statement

Enquiries 13 13 14
 Lost/Stolen cards 1800 033 844
 Website & Internet Banking www.anz.com



000379

THE DIRECTOR
 MRCWSM PTY LTD
 PO BOX 36687
 WINNELLIE NT 0821
 AUSTRALIA

Statement Summary

Opening balance	\$63,780.78
Total deposits	\$4,222.16
Total withdrawals	\$21,015.00
Closing balance	\$46,987.94
Statement starts	28/11/2017
Statement ends	28/12/2017
Statement number	15

Branch Details

Winnellie
 Account Descriptor
 SUPER FUND

Account Details

MRCWSM PTY LTD ACN 614 183 738
 ATF MCWM SUPER FUND
 Branch No. (BSB) 015-896
 Account No 4625-22452

Please retain this statement for taxation purposes.

Date	Transaction Details	Withdrawals (\$)	Deposits (\$)	Balance (\$)
2017				
28 NOV OPENING BALANCE				63,780.78
04 DEC	ANZ INTERNET BANKING FUNDS TFER TRANSFER 226013 TO WS MOULDS MC CLA	✓ 1,000.00	605	62,780.78
05 DEC	ANZ INTERNET BANKING FUNDS TFER TRANSFER 193159 TO 012012303447811	✓ 20,000.00	605	42,780.78
11 DEC	TRANSFER FROM SUPERCHOICE P/L PC081217-110530894		✓ 730.77242/002	43,511.55
19 DEC	TRANSFER FROM SBSCH 460000968934		✓ 1,235.24 242/001	44,746.79
27 DEC	ANZ INTERNET BANKING FUNDS TFER RENTIE PROJECT EFFECTIVE DATE 23 DEC 2017		✓ 2,200.00 280/001	46,946.79
28 DEC	INTERNET BANKING BUSINESS CREDIT INTEREST PAID	✓ 15.00 315	✓ 56.15 250/001	46,931.79 46,987.94
TOTALS AT END OF PAGE		\$21,015.00	\$4,222.16	\$46,987.94
TOTALS AT END OF PERIOD		\$21,015.00	\$4,222.16	\$46,987.94

This statement includes

Interest earned on deposits	\$56.15
ANZ bank charges	\$15.00

M000379 / S000001 / 001851

Item No. 55732 10.2011 W238702

604/8



Negotiator Investor Statement

Enquiries 13 13 14
Lost/Stolen cards 1800 033 844
Website & Internet Banking www.anz.com



000354

THE DIRECTOR
 MRCWSM PTY LTD
 PO BOX 36687
 WINNELLIE NT 0821
 AUSTRALIA

Statement Summary

Opening balance	\$59,414.63
Total deposits	\$4,981.15
Total withdrawals	\$615.00
Closing balance	\$63,780.78
Statement starts	27/10/2017
Statement ends	28/11/2017
Statement number	14

Branch Details
 Winnellie
Account Descriptor
 SUPER FUND

Account Details
 MRCWSM PTY LTD ACN 614 183 738
 ATF MCWM SUPER FUND
Branch No. (BSB) 015-896
Account No 4625-22452

Please retain this statement for taxation purposes.

Date	Transaction Details	Withdrawals (\$)	Deposits (\$)	Balance (\$)
2017				
27 OCT	OPENING BALANCE			59,414.63
10 NOV	TRANSFER FROM SUPERCHOICE P/L PC091117-109733904		✓ 730.77 242/002	60,145.40
13 NOV	ANZ INTERNET BANKING BPAY TAX OFFICE PAYMENT {685067}	✓ 600.00 840		59,545.40
21 NOV	TRANSFER FROM SBSCH 490000737356		✓ 988.19 242/001	60,533.59
22 NOV	TRANSFER FROM SBSCH 400000681869		✓ 988.19 242/001	61,521.78
23 NOV	ANZ INTERNET BANKING FUNDS TFER RENTIE PROJECT		✓ 2,200.00 280/001	63,721.78
28 NOV	INTERNET BANKING BUSINESS CREDIT INTEREST PAID	✓ 15.00 315	✓ 74.00 280/001	63,706.78 63,780.78
TOTALS AT END OF PAGE		\$615.00	\$4,981.15	\$63,780.78
TOTALS AT END OF PERIOD		\$615.00	\$4,981.15	\$63,780.78

This statement includes	
Interest earned on deposits	\$74.00
ANZ bank charges	\$15.00

M000354 / S000001 / I001743

Item No. 55732 102011 W239702

604/9



Negotiator Investor Statement

Enquiries 13 13 14
Lost/Stolen cards 1800 033 844
Website & Internet Banking www.anz.com



001122

THE DIRECTOR
 MRCWSM PTY LTD
 PO BOX 36687
 WINNELLIE NT 0821
 AUSTRALIA

Statement Summary

Opening balance	\$70,198.19
Total deposits	\$4,231.44
Total withdrawals	\$15,015.00
Closing balance	\$59,414.63
Statement starts	28/09/2017
Statement ends	27/10/2017
Statement number	13

Branch Details

Winnellie
Account Descriptor
 SUPER FUND

Account Details

MRCWSM PTY LTD ACN 614 183 738
 ATF MCWM SUPER FUND
Branch No. (BSB) 015-896
Account No 4625-22452

Please retain this statement for taxation purposes.

Date	Transaction Details	Withdrawals (\$)	Deposits (\$)	Balance (\$)
2017				
28 SEP	OPENING BALANCE			70,198.19
03 OCT	ANZ INTERNET BANKING FUNDS TFER TRANSFER 372140 TO 012012303447811	✓ 15,000.00 605		55,198.19
13 OCT	TRANSFER FROM SUPERCHOICE P/L PC121017-108408648		✓ 730.77 242/002	55,928.96
18 OCT	TRANSFER FROM SBSCH 430000797694		✓ 1,235.24 242/001	57,164.20
23 OCT	ANZ INTERNET BANKING FUNDS TFER RENTIE PROJECT		✓ 2,200.00 280/001	59,364.20
27 OCT	INTERNET BANKING BUSINESS CREDIT INTEREST PAID	✓ 15.00 315	✓ 65.43 250/001	59,349.20 59,414.63
TOTALS AT END OF PAGE		\$15,015.00	\$4,231.44	\$59,414.63
TOTALS AT END OF PERIOD		\$15,015.00	\$4,231.44	\$59,414.63

This statement includes	
Interest earned on deposits	\$65.43
ANZ bank charges	\$15.00

M001122 / S000001 / I005217

Item No. 55732 10/2011 W238702

604/10



Negotiator Investor Statement

Australia and New Zealand Banking Group Limited (ANZ) ABN 11 005 357 522.
Australian Credit Licence No. 234527. ANZ's colour blue is a trade mark of ANZ

Enquiries 13 13 14
Lost/Stolen cards 1800 033 844
Website & Internet Banking www.anz.com



000352

THE DIRECTOR
MRCWSM PTY LTD
PO BOX 36687
WINNELLIE NT 0821
AUSTRALIA

Statement Summary

Opening balance	\$97,329.71
Total deposits	\$4,021.48
Total withdrawals	\$31,153.00
Closing balance	\$70,198.19
Statement starts	28/08/2017
Statement ends	28/09/2017
Statement number	12



Branch Details

Winnellie
Account Descriptor
SUPER FUND

Account Details

MRCWSM PTY LTD ACN 614 183 738
ATF MCWM SUPER FUND
Branch No. (BSB) 015-896
Account No 4625-22452

Please retain this statement for taxation purposes.

Date	Transaction Details	Withdrawals (\$)	Deposits (\$)	Balance (\$)
2017				
28 AUG	OPENING BALANCE			97,329.71
06 SEP	ANZ INTERNET BANKING FUNDS TFER TRANSFER 846378 TO WS MOULDS MC CLA	✓ 15,000.00 605		82,329.71
07 SEP	TRANSFER FROM SBSCH 400000666267		✓ 988.19 242/001	83,317.90
14 SEP	TRANSFER FROM SUPERCHOICE P/L PC130917-107616448		✓ 730.77 242/002	84,048.67
18 SEP	ANZ INTERNET BANKING BPAY DARWIN CITY COUNCI {451299}	✓ 1,138.00 425/002		82,910.67
25 SEP	ANZ INTERNET BANKING FUNDS TFER RENT IE PROJECT EFFECTIVE DATE 23 SEP 2017		✓ 2,200.00 280/001	85,110.67
	ANZ M-BANKING FUNDS TFER TRANSFER 946530 TO 012012303447811	✓ 15,000.00 605		70,110.67
28 SEP	INTERNET BANKING BUSINESS CREDIT INTEREST PAID	✓ 15.00 315	✓ 102.52 250/001	70,095.67 70,198.19
TOTALS AT END OF PAGE		\$31,153.00	\$4,021.48	\$70,198.19
TOTALS AT END OF PERIOD		\$31,153.00	\$4,021.48	\$70,198.19

This statement includes

Interest earned on deposits	\$102.52
ANZ bank charges	\$15.00

M000352 / S000001 / 1001763

Item No. 55732 10/2011 W238702

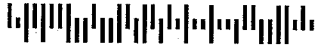
604/11



Negotiator Investor Statement

Australia and New Zealand Banking Group Limited (ANZ) ABN 11 005 357 522.
Australian Credit Licence No. 234527. ANZ's colour blue is a trade mark of ANZ

Enquiries 13 13 14
Lost/Stolen cards 1800 033 844
Website & Internet Banking www.anz.com



000370

THE DIRECTOR
MRCWSM PTY LTD
PO BOX 36687
WINNELLIE NT 0821
AUSTRALIA

Statement Summary

Opening balance	\$95,569.22
Total deposits	\$4,280.69
Total withdrawals	\$2,520.20
Closing balance	\$97,329.71
Statement starts	28/07/2017
Statement ends	28/08/2017
Statement number	11



Branch Details

Winnellie
Account Descriptor
SUPER FUND

Account Details

MRCWSM PTY LTD ACN 614 183 738
ATF MCWM SUPER FUND
Branch No. (BSB) 015-896
Account No 4625-22452

Please retain this statement for taxation purposes.

Date	Transaction Details	Withdrawals (\$)	Deposits (\$)	Balance (\$)
2017				
28 JUL	OPENING BALANCE			95,569.22
09 AUG	TRANSFER FROM SUPERCHOICE P/L PC080817-106871382		✓ 730.77 242/002	96,299.99
16 AUG	TRANSFER FROM SBSCH 470000763599		✓ 1,235.24 242/001	97,535.23
22 AUG	ANZ INTERNET BANKING BPAY ASIC {923436}	✓ 48.00 302		97,487.23
	ANZ INTERNET BANKING BPAY WHITTLES STRATA {922484}	✓ 2,057.00 425/001		95,430.23
23 AUG	ANZ INTERNET BANKING FUNDS TFER RENT IE PROJECT		✓ 2,200.00 280/001	97,630.23
28 AUG	INTERNET BANKING BUSINESS	✓ 15.00 315		97,615.23
	ANZ INTERNET BANKING BPAY TAX OFFICE PAYMENT {261093}	✓ 400.00 840		97,215.23
	CREDIT INTEREST PAID		✓ 114.68 250/001	97,329.91
	1 EXCESS INTERNET/ONLINE TRANSACTIONS - FEE	✓ 0.20 315		97,329.71

M000370 / S000001 / 1001735

Item No. 55732 10/2011 W238702

TOTALS AT END OF PAGE	\$2,520.20	\$4,280.69	\$97,329.71
TOTALS AT END OF PERIOD	\$2,520.20	\$4,280.69	\$97,329.71

This statement includes	
Interest earned on deposits	\$114.68
ANZ bank charges	\$15.20

604/12



Negotiator Investor Statement

Enquiries 13 13 14
 Lost/Stolen cards 1800 033 844
 Website & Internet Banking www.anz.com



001211

THE DIRECTOR
 MRCWSM PTY LTD
 PO BOX 36687
 WINNELLIE NT 0821
 AUSTRALIA

Statement Summary

Opening balance	\$58,564.36
Total deposits	\$37,020.46
Total withdrawals	\$15.60
Closing balance	\$95,569.22
Statement starts	28/06/2017
Statement ends	28/07/2017
Statement number	10

Branch Details
 Winnellie
Account Descriptor
 SUPER FUND

Account Details
 MRCWSM PTY LTD ACN 614 183 738
 ATF MCWM SUPER FUND
Branch No. (BSB) 015-896
Account No 4625-22452

Please retain this statement for taxation purposes.

Date	Description	Withdrawals (\$)	Deposits (\$)	Balance (\$)
2017				
28 JUN	OPENING BALANCE			58,564.36
29 JUN	TRANSFER FROM SUPERCHOICE P/L PC280617-106079800		1,753.84	60,318.20
05 JUL	TRANSFER FROM SBSCH 400000651418		✓ 988.19 242/001	61,306.39
06 JUL	TRANSFER FROM SUPERCHOICE P/L PC050717-106312928		✓ 1,315.39 242/002	62,621.78
20 JUL	DEPOSIT		✓ 30,681.89 492	93,303.67
24 JUL	ANZ INTERNET BANKING FUNDS TFER RENT IE PROJECT EFFECTIVE DATE 23 JUL 2017		12,200.00 280/001	95,503.67
28 JUL	INTERNET BANKING BUSINESS CREDIT INTEREST PAID	✓ 15.00 315		95,488.67
	1 CHEQUE OR MERCHANT DEPOSITS - FEE	✓ 0.60 315	✓ 81.15 280/001	95,569.22
		\$15.60	\$37,020.46	\$95,569.22
		\$15.60	\$37,020.46	\$95,569.22

Interest earned	
Interest earned on deposits	\$81.15
ANZ bank charges	\$15.60

Fees charged	
Interest paid on borrowings	0.13
Interest earned on deposits	683.12
Fees Charged	
ANZ bank account fee	0.80
Sundry fee	135.00
Total	\$135.80

M001211/S000001/1005409

Item No. 55732 102011 W238202

604/13

ANZ CASH INVESTMENT ACCT STATEMENT

Account Number 3034-47811

Transaction Details

Please retain this statement for taxation purposes

Date	Transaction Details	Withdrawals (\$)	Deposits (\$)	Balance (\$)
2018				
24 JAN	OPENING BALANCE			2,104.19
31 JAN	CREDIT INTEREST PAID		0.26 / 250 / 002	2,104.45
27 FEB	ANZ INTERNET BANKING FUNDS TFER TRANSFER 321278 FROM 462522452		5,000.00 / 604	7,104.45
27 FEB	SHARE TRADE WITHDRAWAL TO ANZ SHARE INVEST B SFG 114645744-0	2,035.95 / 776 / 015		5,068.50
28 FEB	CREDIT INTEREST PAID		0.17 / 250 / 002	5,068.67
02 MAR	SHARE TRADE WITHDRAWAL TO ANZ SHARE INVEST B KRC 114793150-0	1,459.95 / 776 / 009		3,608.72
21 MAR	SHARE TRADE WITHDRAWAL TO ANZ SHARE INVEST B KRC 115348133-0	2,119.95 / 776 / 009		1,488.77
29 MAR	CREDIT INTEREST PAID		0.25 / 250 / 002	1,489.02
18 APR	TRANSFER FROM ANZ SHARE INVEST S RIO 115966664-0		15,575.14 / 401 / 776 / 013	17,064.16
24 APR	SHARE TRADE WITHDRAWAL TO ANZ SHARE INVEST B AWC 116074692-0	4,294.95 / 776 / 005		12,769.21
24 APR	SHARE TRADE WITHDRAWAL TO ANZ SHARE INVEST B BSL 116074821-0	8,294.95 / 776 / 007		4,474.26
30 APR	CREDIT INTEREST PAID		0.44 / 250 / 002	4,474.70
31 MAY	SHARE TRADE WITHDRAWAL TO ANZ SHARE INVEST B SFG 117016082-0	1,085.95 / 776 / 015		3,388.75
31 MAY	CREDIT INTEREST PAID		0.38 / 250 / 002	3,389.13
27 JUN	TRANSFER FROM ANZ SHARE INVEST S S32 117652266-0		3,580.05 / 776 / 014 / 491	6,969.18
29 JUN	SHARE TRADE WITHDRAWAL TO ANZ SHARE INVEST B TNG 117732110-0	2,419.95 / 776 / 017		4,549.23
29 JUN	CREDIT INTEREST PAID		0.28 / 250 / 002	4,549.51 ✓
	TOTALS AT END OF PAGE	\$21,711.65	\$24,156.97	
	TOTALS AT END OF PERIOD	\$21,711.65	\$24,156.97	\$4,549.51

This Statement Includes

Interest earned on deposits	\$1.78
-----------------------------	--------

Yearly Summary

Previous Year to 30/06/2018 (\$)

Interest earned on deposits	4.72
-----------------------------	------

605/11



ANZ CASH INVESTMENT ACCT STATEMENT

STATEMENT NUMBER 2

24 JANUARY 2018 TO 24 JULY 2018

MRCWSM P/L
12/119 REICHARDT RD
WINNELLIE NT 0820

WELCOME TO YOUR ANZ ACCOUNT AT A GLANCE

Account Details

SHARE INVESTING LIMITED
MCWM S/F

Branch Number (BSB)

012-012

Account Number

3034-47811

Account Descriptor

TRUST ACCOUNT

Opening Balance:

\$ **2,104.19**

Total Deposits:

\$ **24,156.97**

Total Withdrawals:

\$ **21,711.65**

Closing Balance:

\$ **4,549.51**

NEED TO GET IN TOUCH?



ANZ Internet Banking
anz.com

OR



Enquiries: 133350
Lost/Stolen Cards: 1800 033 844

605/2

Date	Transaction Details	Withdrawals (\$)	Deposits (\$)	Balance (\$)
31 OCT	CREDIT INTEREST PAID		1.04	5,546.58
13 NOV	TRANSFER FROM ANZ SHARE INVEST S A2M 111220069-0		6,675.05	12,221.63
16 NOV	SHARE TRADE WITHDRAWAL TO ANZ SHARE INVEST B SWM 111388863-0	1,249.95		10,971.68
22 NOV	SHARE TRADE WITHDRAWAL TO ANZ SHARE INVEST B AGL 111600359-0	4,939.95		6,031.73
	SHARE TRADE WITHDRAWAL TO ANZ SHARE INVEST B BHP 111600445-0	5,429.95		601.78
30 NOV	CREDIT INTEREST PAID		0.50	602.28
04 DEC	ANZ INTERNET BANKING FUNDS TFER TRANSFER MRCWSM		1,000.00	1,602.28
05 DEC	ANZ INTERNET BANKING FUNDS TFER TRANSFER 193159 FROM 462522452		20,000.00	21,602.28
06 DEC	SHARE TRADE WITHDRAWAL TO ANZ SHARE INVEST B MAH 112104582-0	1,009.95		20,592.33
08 DEC	SHARE TRADE WITHDRAWAL TO ANZ SHARE INVEST B AGL 112189892-0	5,019.95		15,572.38
	SHARE TRADE WITHDRAWAL TO ANZ SHARE INVEST B QAN 112185042-0	5,489.95		10,082.43
	SHARE TRADE WITHDRAWAL TO ANZ SHARE INVEST B RIO 112185089-0	6,951.95		3,130.48
29 DEC	CREDIT INTEREST PAID		0.36	3,130.84
2018				
17 JAN	ANZ INTERNET BANKING FUNDS TFER TRANSFER WENDY MOULDS		3,000.00	6,130.84
	SHARE TRADE WITHDRAWAL TO ANZ SHARE INVEST B PRY 113309891-0	3,016.70		3,114.14
24 JAN	SHARE TRADE WITHDRAWAL TO ANZ SHARE INVEST B SFG 113535113-0	1,009.95		2,104.19

TOTALS AT END OF PAGE	\$34,118.30	\$30,676.95	\$2,104.19
TOTALS AT END OF PERIOD	\$78,573.85	\$80,678.04	\$2,104.19

This statement includes	
Interest earned on deposits	\$2.94

Your fee summary details are listed below:

Fees Charged for period: 01 SEP 2017 to 29 SEP 2017

Summary of ANZ Transaction fees	Transactions			Fee per transaction (\$)	Total Charge (\$)
	Total	Free	Additional		
TRANSACTION FEES					
EFTPOS/PHONE BANKING WDL	4	4	0	0.50	0.00
Total Transaction fees					\$0.00

Please note: Overseas transaction fees, overseas ATM fees and non ANZ ATM operator fees not included

1M0000325 / S0000001 / 0001466

605/3



ANZ Cash Investment Acct Statement

Enquiries 133350
Lost/Stolen cards 1800 033 844
Website & Internet Banking www.anz.com



000325

MRCWSM P/L
 12/119 REICHARDT RD
 WINNELLIE NT 0820

Statement Summary

Opening balance	\$0.00
Total deposits	\$80,678.04
Total withdrawals	\$78,573.85
Closing balance	\$2,104.19
Statement starts	24/07/2017
Statement ends	24/01/2018
Statement number	1

Branch Details

ANZ Share Investing Support
Account Descriptor
 TRUST ACCOUNT

Account Details

SHARE INVESTING LIMITED
 MCWM S/F
Branch No. (BSB) 012-012
Account No 3034-47811

Please retain this statement for taxation purposes.

Date	Transaction Details	Withdrawals (\$)	Deposits (\$)	Balance (\$)
2017				
24 JUL	OPENING BALANCE			0.00
06 SEP	ANZ INTERNET BANKING FUNDS TFER SHARES MOULDS CLAPE		15,000.00 ✓	15,000.00
25 SEP	ANZ M-BANKING FUNDS TFER TRANSFER 946530 FROM 462522452		15,000.00 ✓	30,000.00
28 SEP	SHARE TRADE WITHDRAWAL TO ANZ SHARE INVEST B S32 109785888-0	3,219.95 ✓ 776/014		26,780.05
	SHARE TRADE WITHDRAWAL TO ANZ SHARE INVEST B WOW 109766356-0	5,059.95 ✓ 776/018		21,720.10
	SHARE TRADE WITHDRAWAL TO ANZ SHARE INVEST B RIO 109765756-0	6,610.95 ✓ 776/013		15,109.15
	SHARE TRADE WITHDRAWAL TO ANZ SHARE INVEST B ANZ 109777265-0	7,519.95 ✓ 776/004		7,589.20
29 SEP	CREDIT INTEREST PAID		1.04 ✓ 250/002	7,590.24
02 OCT	SHARE TRADE WITHDRAWAL TO ANZ SHARE INVEST B A2M 109864697-0	6,019.95 ✓ 776/001		1,570.29
03 OCT	ANZ INTERNET BANKING FUNDS TFER TRANSFER 372140 FROM 462522452		15,000.00 ✓ 604	16,570.29
06 OCT	SHARE TRADE WITHDRAWAL TO ANZ SHARE INVEST B SWK 109979516-0	1,444.95 ✓ 776/016		15,125.34
11 OCT	SHARE TRADE WITHDRAWAL TO ANZ SHARE INVEST B HSO 110114224-0	3,599.95 ✓ 776/008		11,525.39
31 OCT	TRANSFER FROM ANZ SHARE INVEST S WOW 110762306-0		5,000.05 ✓ 776/018	16,525.44
	SHARE TRADE WITHDRAWAL TO ANZ SHARE INVEST B AMP 110743981-0	4,939.95 ✓ 776/002		11,585.49
	SHARE TRADE WITHDRAWAL TO ANZ SHARE INVEST B QAN 110763359-0	6,039.95 ✓ 776/012		5,545.54
TOTALS AT END OF PAGE		\$44,455.53	\$50,001.09	\$5,545.54

M000325 / 5000001 / 1001465

Item No. 55732 10/2011 W238702

605/4

MCM Super Fund

12/119 Reichardt Road, Winnellie




27/119 Reichardt Road
Winnellie, NT 0820
\$275,000

96m² Offices

> VIEW ☆ SAVE

EMAIL



Suite 10, 119 Reichardt Road
Winnellie, NT 0820
\$230,000 + GST

96m² 2 Offices

> VIEW ☆ SAVE

EMAIL



Suite 34, 119 Reichardt Road
Winnellie, NT 0820
\$250,000 + GST

96m² 2 Offices

> VIEW ☆ SAVE

EMAIL

Trustees have advised they believe market value of \$302,000 is still applicable at 3/6/18. Similar sized units in complex are advertised as above and these either have no interior fittings or not the same quality. Unit 12 has high quality fittings.

772/001

Prices downloaded from ASX for shares held 29 June 2018

Security Group		Business		Shares	
ASX Code	Code	Product Description	Date	held	MV
AGL	EQY	AGL ENERGY LIMITED.	20180629	400 ✓	8,992.00 776/052
AMP	EQY	AMP LIMITED	20180629	1,000 ✓	3,560.00 776/053
ANZ	EQY	AUSTRALIA AND NEW ZEALAND BANKING GROUP LIMITE	20180629	250 ✓	7,060.00 776/004
AWC	EQY	ALUMINA LIMITED	20180629	1,500 ✓	4,200.00 776/055
BHP	EQY	BHP BILLITON LIMITED	20180629	200 ✓	6,782.00 776/056
BSL	EQY	BLUESCOPE STEEL LIMITED	20180629	500 ✓	8,630.00 776/057
HSO	EQY	HEALTHSCOPE LIMITED.	20180629	2,000 ✓	4,420.00 776/058
KRC	EQY	KING RIVER COPPER LIMITED	20180629	35,000 ✓	3,395.00 776/059
MAH	EQY	MACMAHON HOLDINGS LIMITED	20180629	4,500 ✓	967.50 776/010
PRY	EQY	PRIMARY HEALTH CARE LIMITED	20180629	845 ✓	2,949.05 776/011
QAN	EQY	QANTAS AIRWAYS LIMITED	20180629	6,000 ✓	36,960.00 776/012
SFG	EQY	SEAFARMS GROUP LIMITED	20180629	60,000 ✓	4,860.00 776/015
SWK	EQY	SWICK MINING SERVICES LTD	20180629	5,000 ✓	1,075.00 776/016
TNG	EQY	TNG LIMITED	20180629	20,000 ✓	2,500.00 776/017
SWM	EQY	SEVEN WEST MEDIA LIMITED	20180629	2,000 ✓	1,680.00 776/019

776/1

Confirmations

(as at 2019-01-21 03:03:08 PM GMT+11:00)

Account Number	Code	Confirmation Number	Order Type	Trade Date	Settlement Date	Price	Quantity	Brokerage	GST	Other fees	Consideration
3381424	A2M	-109864697	Buy	2017-09-28	2017-10-02	6.000	1000 ✓	18.14	1.81	0.00 Stamp Duty: 0.00 Application Fee: 0.00 Fee: 0.00 Discount: 0.00 Other Charge: 0.00	6,019.95 ✓
3381424	A2M	-111220069	Sell	2017-11-09	2017-11-13	6.700	1000 ✓	22.68	2.27	0.00 Stamp Duty: 0.00 Application Fee: 0.00 Fee: 0.00 Discount: 0.00 Other Charge: 0.00	6,675.05 ✓
3381424	AGL	-111600359	Buy	2017-11-20	2017-11-22	24.600	200 ✓	18.14	1.81	0.00 Stamp Duty: 0.00 Application Fee: 0.00 Fee: 0.00 Discount: 0.00 Other Charge: 0.00	4,939.95 ✓
3381424	AGL	-112189892	Buy	2017-12-06	2017-12-08	25.000	200 ✓	18.14	1.81	0.00 Stamp Duty: 0.00 Application Fee: 0.00 Fee: 0.00 Discount: 0.00 Other Charge: 0.00	5,019.95 ✓
3381424	AMP	-110743981	Buy	2017-10-27	2017-10-31	4.920	1000 ✓	18.14	1.81	0.00 Stamp Duty: 0.00 Application Fee: 0.00 Fee: 0.00 Discount: 0.00 Other Charge: 0.00	4,939.95 ✓
3381424	ANZ	-109777265	Buy	2017-09-26	2017-09-28	30.000	250 ✓	18.14	1.81	0.00 Stamp Duty: 0.00 Application Fee: 0.00 Fee: 0.00 Discount: 0.00 Other Charge: 0.00	7,519.95 ✓
3381424	AWC	-116074692	Buy	2018-04-20	2018-04-24	2.850	1500 ✓	18.14	1.81	0.00 Stamp Duty: 0.00 Application Fee: 0.00 Fee: 0.00 Discount: 0.00 Other Charge: 0.00	4,294.95 ✓

776/2

3381424	BHP	-111600445	Buy	2017-11-20	2017-11-22	27.050	200 ✓	18.14	1.81	5,429.95 ✓	0.00 Stamp Duty: 0.00 Application Fee: 0.00 Fee: 0.00 Discount: 0.00 Other Charge: 0.00	776 006
3381424	BSL	-116074821	Buy	2018-04-20	2018-04-24	16.550	500 ✓	18.14	1.81	8,294.95 ✓	0.00 Stamp Duty: 0.00 Application Fee: 0.00 Fee: 0.00 Discount: 0.00 Other Charge: 0.00	776 007
3381424	HSO	-110114224	Buy	2017-10-09	2017-10-11	1.790	2000 ✓	18.14	1.81	3,599.95 ✓	0.00 Stamp Duty: 0.00 Application Fee: 0.00 Fee: 0.00 Discount: 0.00 Other Charge: 0.00	776 008
3381424	KRC	-114793150	Buy	2018-02-28	2018-03-02	0.072	20000 ✓	18.14	1.81	1,459.95 ✓	0.00 Stamp Duty: 0.00 Application Fee: 0.00 Fee: 0.00 Discount: 0.00 Other Charge: 0.00	776 009
3381424	KRC	-115348133	Buy	2018-03-19	2018-03-21	0.140	15000 ✓	18.14	1.81	2,119.95 ✓	0.00 Stamp Duty: 0.00 Application Fee: 0.00 Fee: 0.00 Discount: 0.00 Other Charge: 0.00	776 010
3381424	MAH	-112104582	Buy	2017-12-04	2017-12-06	0.220	4500 ✓	18.14	1.81	1,009.95 ✓	0.00 Stamp Duty: 0.00 Application Fee: 0.00 Fee: 0.00 Discount: 0.00 Other Charge: 0.00	776 011
3381424	PRY	-113309891	Buy	2018-01-15	2018-01-17	3.546	845 ✓	18.14	1.81	3,016.70 ✓	0.00 Stamp Duty: 0.00 Application Fee: 0.00 Fee: 0.00 Discount: 0.00 Other Charge: 0.00	776 012
3381424	QAN	-110763359	Buy	2017-10-27	2017-10-31	6.020	1000 ✓	18.14	1.81	6,039.95 ✓	0.00 Stamp Duty: 0.00 Application Fee: 0.00 Fee: 0.00 Discount: 0.00 Other Charge: 0.00	776 012
											0.00	

776/3

3381424	CAN	-112185042	Buy	2017-12-06	2017-12-08	5.470	1000 ✓	18.14	1.81	Stamp Duty: 0.00 Application Fee: 0.00 Fee: 0.00 Discount: 0.00 Other Charge: 0.00	5,489.95 ✓
3381424	RIO	-109765756	Buy	2017-09-26	2017-09-28	65.860	100 ✓	22.68	2.27	Stamp Duty: 0.00 Application Fee: 0.00 Fee: 0.00 Discount: 0.00 Other Charge: 0.00	6,610.95 ✓
3381424	RIO	-112185089	Buy	2017-12-06	2017-12-08	69.320	100 ✓	18.14	1.81	Stamp Duty: 0.00 Application Fee: 0.00 Fee: 0.00 Discount: 0.00 Other Charge: 0.00	6,951.95 ✓
3381424	RIO	-115966664	Sell	2018-04-16	2018-04-18	78.026	200 ✓	27.23	2.72	Stamp Duty: 0.00 Application Fee: 0.00 Fee: 0.00 Discount: 0.00 Other Charge: 0.00	15,575.14 ✓
3381424	S32	-109765888	Buy	2017-09-26	2017-09-28	3.200	1000 ✓	18.14	1.81	Stamp Duty: 0.00 Application Fee: 0.00 Fee: 0.00 Discount: 0.00 Other Charge: 0.00	3,219.95 ✓
3381424	S32	-117652266	Sell	2018-06-25	2018-06-27	3.600	1000 ✓	18.14	1.81	Stamp Duty: 0.00 Application Fee: 0.00 Fee: 0.00 Discount: 0.00 Other Charge: 0.00	3,580.05 ✓
3381424	SFG	-113535113	Buy	2018-01-22	2018-01-24	0.066	15000 ✓	18.14	1.81	Stamp Duty: 0.00 Application Fee: 0.00 Fee: 0.00 Discount: 0.00 Other Charge: 0.00	1,009.95 ✓
3381424	SFG	-114645744	Buy	2018-02-23	2018-02-27	0.063	32000 ✓	18.14	1.81	Stamp Duty: 0.00 Application Fee: 0.00 Fee: 0.00 Discount: 0.00 Other Charge: 0.00	2,035.95 ✓
										Stamp Duty: 0.00	0.00

776
012

776
013

776
014

776
015

776/4

3381424	SFG	-117016082	Buy	2018-05-29	2018-05-31	0.082	13000 ✓	18.14	1.81	1,085.95 ✓	Application Fee: 0.00 Fee: 0.00 Discount: 0.00 Other Charge: 0.00	776 015
3381424	SWK	-109979516	Buy	2017-10-04	2017-10-06	0.285	5000 ✓	18.14	1.81	1,444.95 ✓	Stamp Duty: 0.00 Application Fee: 0.00 Fee: 0.00 Discount: 0.00 Other Charge: 0.00	776 016
3381424	SWM	-111388863	Buy	2017-11-14	2017-11-16	0.615	2000 ✓	18.14	1.81	1,249.95 ✓	Stamp Duty: 0.00 Application Fee: 0.00 Fee: 0.00 Discount: 0.00 Other Charge: 0.00	776 019
3381424	TNG	-117732110	Buy	2018-06-27	2018-06-29	0.120	20000 ✓	18.14	1.81	2,419.95 ✓	Stamp Duty: 0.00 Application Fee: 0.00 Fee: 0.00 Discount: 0.00 Other Charge: 0.00	776 017
3381424	WOW	-109766356	Buy	2017-09-26	2017-09-28	25.200	200 ✓	18.14	1.81	5,059.95 ✓	Stamp Duty: 0.00 Application Fee: 0.00 Fee: 0.00 Discount: 0.00 Other Charge: 0.00	776 018
3381424	WOW	-110762306	Sell	2017-10-27	2017-10-31	25.100	200 ✓	18.14	1.81	5,000.05 ✓	Stamp Duty: 0.00 Application Fee: 0.00 Fee: 0.00 Discount: 0.00 Other Charge: 0.00	

776/S

MCWM SUPER FUND
GENERAL LEDGER FOR THE PERIOD 01/07/2017 TO 30/06/2018
FROM ACCOUNT 776/000 TO 776/999 - ENTRIES: ALL

Printed: Thursday 9 May, 2019 @ 12:18:01

Date	Ref	Type	Units	Debits \$	Credits \$	Balance \$
<u>776</u> <u>Shares in Listed Companies (Australian)</u>						
<u>776/001</u> <u>The A2 Milk Company</u>						
02/10/2017	1	Bank Statement	1,000.0000	6,019.95		6,019.95
Narration: Buy A2M						
09/11/2017	776001	Journal - Cash	(1,000.0000)		6,019.95	
Narration: Disposal of 1,000.0000 unit(s) purchased on 02/10/2017 in The A2 Milk Company						
<u>776/002</u> <u>AGL Energy Limited</u>						
31/10/2017	1	Bank Statement	200.0000	4,939.95		4,939.95
Narration: Buy AGL						
08/12/2017	1	Bank Statement	200.0000	5,019.95		9,959.90
Narration: Buy AGL						
30/06/2018	300618	Closing Journal - Non			967.90	8,992.00
Narration: Market valuation adjustment at 30/06/2018						
			400.0000			
<u>776/003</u> <u>Amp Limited - Ordinary Fully Paid</u>						
22/11/2017	1	Bank Statement	1,000.0000	4,939.95		4,939.95
Narration: Buy AGL						
30/06/2018	300618	Closing Journal - Non			1,379.95	3,560.00
Narration: Market valuation adjustment at 30/06/2018						
			1,000.0000			
<u>776/004</u> <u>Australia and New Zealand Banking Group Limited</u>						
28/09/2017	1	Bank Statement	250.0000	7,519.95		7,519.95
Narration: Buy ANZ						
30/06/2018	300618	Closing Journal - Non			459.95	7,060.00
Narration: Market valuation adjustment at 30/06/2018						
			250.0000			
<u>776/005</u> <u>Alumina Limited</u>						
24/04/2018	1	Bank Statement	1,500.0000	4,294.95		4,294.95
Narration: Buy AWC						
30/06/2018	300618	Closing Journal - Non			94.95	4,200.00
Narration: Market valuation adjustment at 30/06/2018						
			1,500.0000			
<u>776/006</u> <u>Bhp Billiton Limited</u>						
22/11/2017	1	Bank Statement	200.0000	5,429.95		5,429.95
Narration: Buy BHP						
30/06/2018	300618	Closing Journal - Non		1,352.05		6,782.00
Narration: Market valuation adjustment at 30/06/2018						
			200.0000			
<u>776/007</u> <u>Bluescope Steel Limited</u>						
24/04/2018	1	Bank Statement	500.0000	8,294.95		8,294.95
Narration: Buy BSL						
30/06/2018	300618	Closing Journal - Non		335.05		8,630.00
Narration: Market valuation adjustment at 30/06/2018						

MCWM SUPER FUND
GENERAL LEDGER FOR THE PERIOD 01/07/2017 TO 30/06/2018
FROM ACCOUNT 776/000 TO 776/999 - ENTRIES: ALL

Printed: Thursday 9 May, 2019 @ 12:18:01

Date	Ref	Type	Units	Debits \$	Credits \$	Balance \$
			500.0000			
776/008		<u>Healthscope Limited</u>				
11/10/2017	1	Bank Statement	2,000.0000	3,599.95		3,599.95
		Narration: Buy HSO				
30/06/2018	300618	Closing Journal - Non		820.05		4,420.00
		Narration: Market valuation adjustment at 30/06/2018				
			2,000.0000			
776/009		<u>King River Copper</u>				
02/03/2018	1	Bank Statement	20,000.0000	1,459.95		1,459.95
		Narration: Buy KRC				
21/03/2018	1	Bank Statement	15,000.0000	2,119.95		3,579.90
		Narration: Buy KRC				
30/06/2018	300618	Closing Journal - Non			184.90	3,395.00
		Narration: Market valuation adjustment at 30/06/2018				
			35,000.0000			
776/010		<u>Macmahon Holdings Limited</u>				
06/12/2017	1	Bank Statement	4,500.0000	1,009.95		1,009.95
		Narration: Buy MAH				
30/06/2018	300618	Closing Journal - Non			42.45	967.50
		Narration: Market valuation adjustment at 30/06/2018				
			4,500.0000			
776/011		<u>Primary Health Care Limited</u>				
17/01/2018	1	Bank Statement	845.0000	3,016.70		3,016.70
		Narration: Buy PRY				
30/06/2018	300618	Closing Journal - Non			67.65	2,949.05
		Narration: Market valuation adjustment at 30/06/2018				
			845.0000			
776/012		<u>Qantas Airways Limited</u>				
31/10/2017	1	Bank Statement	1,000.0000	6,039.95		6,039.95
		Narration: Buy Qantas				
08/12/2017	1	Bank Statement	5,000.0000	5,489.95		11,529.90
		Narration: Buy Qantas				
30/06/2018	300618	Closing Journal - Non		25,430.10		36,960.00
		Narration: Market valuation adjustment at 30/06/2018				
			6,000.0000			
776/013		<u>Rio Tinto Limited</u>				
28/09/2017	1	Bank Statement	100.0000	6,610.95		6,610.95
		Narration: Buy RIO				
08/12/2017	1	Bank Statement	100.0000	6,951.95		13,562.90
		Narration: Buy RIO				
16/04/2018	776013	Journal - Cash	(100.0000)		6,610.95	6,951.95
		Narration: Disposal of 100.0000 unit(s) purchased on 28/09/2017 in Rio Tinto Limited				
16/04/2018	776013	Journal - Cash	(100.0000)		6,951.95	
		Narration: Disposal of 100.0000 unit(s) purchased on 08/12/2017 in Rio Tinto Limited				

776/7

MCWM SUPER FUND
GENERAL LEDGER FOR THE PERIOD 01/07/2017 TO 30/06/2018
FROM ACCOUNT 776/000 TO 776/999 - ENTRIES: ALL

Printed: Thursday 9 May, 2019 @ 12:18:01

Date	Ref	Type	Units	Debits \$	Credits \$	Balance \$
<u>776/014</u> <u>South32 Limited</u>						
28/09/2017	1	Bank Statement	1,000.0000	3,219.95		3,219.95
Narration: Buy S32						
25/06/2018	776014	Journal - Cash	(1,000.0000)		3,219.95	
Narration: Disposal of 1,000.0000 unit(s) purchased on 28/09/2017 in South32 Limited						
<u>776/015</u> <u>Seafarms Group Ltd</u>						
24/01/2018	1	Bank Statement	15,000.0000	1,009.95		1,009.95
Narration: Buy SFG						
27/02/2018	1	Bank Statement	32,000.0000	2,035.95		3,045.90
Narration: Buy SFG						
31/05/2018	1	Bank Statement	13,000.0000	1,085.95		4,131.85
Narration: Buy SFG						
30/06/2018	300618	Closing Journal - Non		728.15		4,860.00
Narration: Market valuation adjustment at 30/06/2018						
			60,000.0000			
<u>776/016</u> <u>Swick Mining Services Ltd</u>						
06/10/2017	1	Bank Statement	5,000.0000	1,444.95		1,444.95
Narration: Buy SWK						
30/06/2018	300618	Closing Journal - Non			369.95	1,075.00
Narration: Market valuation adjustment at 30/06/2018						
			5,000.0000			
<u>776/017</u> <u>TNG Limited</u>						
29/06/2018	1	Bank Statement	20,000.0000	2,419.95		2,419.95
Narration: Buy TNG						
30/06/2018	300618	Closing Journal - Non		80.05		2,500.00
Narration: Market valuation adjustment at 30/06/2018						
			20,000.0000			
<u>776/018</u> <u>Woolworths Limited</u>						
28/09/2017	1	Bank Statement	200.0000	5,059.95		5,059.95
Narration: Buy Woolworths						
27/10/2017	776018	Journal - Cash	(200.0000)		5,059.95	
Narration: Disposal of 200.0000 unit(s) purchased on 28/09/2017 in Woolworths Limited						
<u>776/019</u> <u>Seven West Media Limited</u>						
16/11/2017	1	Bank Statement	2,000.0000	1,249.95		1,249.95
Narration: Buy SWM						
30/06/2018	300618	Closing Journal - Non		430.05		1,680.00
Narration: Market valuation adjustment at 30/06/2018						
			2,000.0000			
				Total Debits:	\$129,461.00	
				Total Credits:	\$31,430.45	
				Current Year Profit/(Loss):	N/A	

776/8

MCWM SUPER FUND
GENERAL LEDGER FOR THE PERIOD 01/07/2017 TO 30/06/2018
FROM ACCOUNT 840 TO 840 - ENTRIES: ALL

Printed: Thursday 9 May, 2019 @ 12:12:43

Date	Ref	Type	Units	Debits \$	Credits \$	Balance \$
840		<u>GST Payable/Refundable</u>				
01/07/2017		Opening Balance				(640.00)
28/08/2017	2	Bank Statement		400.00		(240.00)
		Narration: ATO				
13/11/2017	2	Bank Statement		600.00		360.00
		Narration: ATO				
12/02/2018	2	Bank Statement		600.00		960.00
		Narration: ATO				
28/05/2018	2	Bank Statement		600.00		1,560.00
		Narration: ATO				
30/06/2018	4	Journal - Non Cash			2,409.60	(849.60) ✓
		Narration: GST on rent income				

Total Debits: \$2,200.00

Total Credits: \$2,409.60

Current Year Profit/(Loss): N/A

Check

June 2018 BAS

609

GST overclaimed 16/17

240 (2)

\$849 ✓

840/1

MCWM SUPER FUND
GENERAL LEDGER FOR THE PERIOD 11/08/2016 TO 30/06/2017
FROM ACCOUNT 840 TO 840 - ENTRIES: ALL

Printed: Tuesday 26 June, 2018 @ 14:47:54

Date	Ref	Type	Units	Debits \$	Credits \$	Balance \$
840		GST Payable/Refundable				
20/02/2017	1	Bank Statement		Dec 2,640.00 ✓		(2,640.00)
		Narration: ATO				
01/05/2017	1	Bank Statement		Nov 2,300.00 ✓		(4,940.00)
		Narration: ATO				
30/06/2017	2	Journal - Non Cash			1,400.00	(6,340.00)
		Narration: Reall GST on rent				
30/06/2017	3	Journal - Non Cash		5,700.00		(640.00)
		Narration: GST claimed on new kitchen and partitioning				

Total Debits: \$5,700.00

Total Credits: \$6,340.00

Current Year Profit/(Loss): N/A

GST on sales 1,400
 GST on cap purch 5,700

 Net GST refundable 4,300.

Rebonds

Dec 2640

Nov 2300

Jan (400)

 4540.

Over claimed by \$240 in Dec 2016 BAS. (4)

840/2



Tax Agent Portal

User ID PD7DPNz

08 May 2019 11:15:41 (EST)

Current client
THE TRUSTEE FOR MCWM SUPER FUND

TFN
987197474

ABN
30922664679

Represented by
FLETCHER ACCOUNTING PTY LTD

Account name
THE TRUSTEE FOR MCWM SUPER FUND

Number
30922664679/004

Description
Integrated Client Account

Itemised account - by Tax Office processed date

Opening balance	\$0.00
Closing balance	\$2,106.00
Estimated general interest charge	\$0.00
Total payable if paid on 8 May 2019	\$2,106.00

Transactions processed by the Tax Office during the period:

From 1 July 2017 To 8 May 2019

Process date	Effective date	Transaction description	Debit amount	Credit amount	Balance
01 Jul 2017		Opening balance			\$0.00
25 Aug 2017		Self assessed amount(s) for the period ended 30 Jun 17	\$0.00		
	25 Aug 2017	- goods and services tax	\$400.00		\$400.00
26 Aug 2017	25 Aug 2017	General interest charge calculated from 29 Jul 17 to 25 Aug 17	\$0.09		\$400.09
26 Aug 2017	26 Aug 2017	Remission of general interest charge		\$0.09	\$400.00
29 Aug 2017	28 Aug 2017	Payment received		\$400.00	\$0.00
23 Sep 2017	22 Sep 2017	General interest charge calculated from 26 Aug 17 to 22 Sep 17	\$0.19		\$0.19
23 Sep 2017	23 Sep 2017	Remission of general interest charge		\$0.19	\$0.00
10 Nov 2017		Self assessed amount(s) for the period ended 30 Sep 17	\$0.00		
	27 Nov 2017	- goods and services tax	\$600.00 ✓		\$600.00
14 Nov 2017	13 Nov 2017	Payment received		\$600.00	\$0.00
10 Feb 2018		Self assessed amount(s) for the period ended 31 Dec 17	\$0.00		
	28 Feb 2018	- goods and services tax	\$600.00 ✓		\$600.00
13 Feb 2018	12 Feb 2018	Payment received		\$600.00	\$0.00
28 May 2018		Self assessed amount(s) for the period ended 31 Mar 18	\$0.00		
	29 May 2018	- goods and services tax	\$600.00 ✓		\$600.00
29 May 2018	28 May 2018	Payment received		\$600.00	\$0.00
27 Aug 2018		Self assessed amount(s) for the period ended 30 Jun 18	\$0.00		
	27 Aug 2018	- goods and services tax	\$609.00 ✓		\$609.00
29 Aug 2018	28 Aug 2018	Payment received		\$609.00	\$0.00
29 Sep 2018	28 Sep 2018	General interest charge calculated from 25 Aug 18 to 28 Sep 18	\$0.14		\$0.14

GST instalments

840 / 3

29 Sep 2018	29 Sep 2018	Remission of general interest charge	\$0.14	\$0.00
16 Nov 2018	15 Nov 2018	Payment received	\$603.00	\$603.00 CR
21 Nov 2018		Self assessed amount(s) for the period ended 30 Sep 18	\$0.00	
	26 Nov 2018	- goods and services tax	\$603.00	\$0.00
11 Feb 2019		Self assessed amount(s) for the period ended 31 Dec 18	\$0.00	
	28 Feb 2019	- goods and services tax	\$604.00	\$604.00
12 Feb 2019	11 Feb 2019	Payment received	\$604.00	\$0.00
01 May 2019		Self assessed amount(s) for the period ended 31 Mar 19	\$0.00	
	28 May 2019	- goods and services tax	\$611.00	\$611.00
	28 May 2019	- pay as you go income tax instalment	\$1,495.00	\$2,106.00
08 May 2019		Closing balance		\$2,106.00

840/4

**MCWM SUPER FUND
STATEMENT OF TAXABLE INCOME
FOR THE YEAR ENDED 30 JUNE 2018**

	2018
	\$
Benefits Accrued as a Result of Operations before Income Tax	106,491.00
Less:	
Increase in Market Value of Investments	(25,608.00)
Member/Personal Contributions - Non Concessional (Undeducted)	(994.00)
Member/Personal Contributions - Non Concessional (Undeducted)	(994.00)
Transfers In - Preserved/Taxable	(26,967.00)
Transfers In - Preserved/Tax Free	(3,715.00)
Accounting Capital Gains	(2,968.00)
Other Non Taxable Items	2.00
	(61,244.00)
	45,247.00
Add:	
Taxable Capital Gains	2,967.00
	2,967.00
Taxable Income <i>See over for tax rec. decl.</i>	48,214.00 ✓
Tax Payable on Taxable Income	7,232.10
Less:	
Imputed Credits	527.48
	527.48
Income Tax Payable/(Refund)	6,704.62
Add:	
Supervisory levy	259.00
Total Amount Due or Refundable	6,963.62

850/001

MCWM SUPER FUND

Trial Balance at 30/06/2018

Tax rec check

Account	Account Name	\$	Non tax/ timing	Cap gains	Divs	Contribs	Interest	Rent income	Exp	
235 Capital Gains/(Losses) - Taxable										
235/002	The A2 Milk Company	(655.10)		(655.10)						
235/014	Rio Tinto Limited	(2,012.24)		(2,012.24)						
235/015	South32 Limited	(360.10)		(360.10)						
235/019	Woolworths Limited	59.90		59.90						
239 Dividends Received										
239/002	AGL Energy Limited	(290.06)			(290.06)					
239/003	Amp Limited - Ordinary Fully Paid	(200.93)			(200.93)					
239/004	Australia and New Zealand Banking	(285.71)			(285.71)					
239/006	Bhp Billiton Limited	(201.67)			(201.67)					
239/008	Healthscope Limited	(64.00)			(64.00)					
239/011	Primary Health Care Limited	(61.57)			(61.57)					
239/012	Qantas Airways Limited	(140.00)			(140.00)					
239/013	Rio Tinto Limited	(652.94)			(652.94)					
239/014	South32 Limited	(130.40)			(130.40)					
242 Employer Contributions - Concessional										
242/001	Clape, Malcolm	(14,081.72)				(14,081.72)				
242/002	Moulds, Wendy	(10,011.55)				(10,011.55)				
247	Increase in Market Value of Inv	(25,607.80)	(25,607.80)							
250 Interest Received										
250/001	Cash at Bank	(849.92)					(849.92)			
250/002	Cash Investment account	(4.72)					(4.72)			
261 Member/Personal Contributions - Non Concessional (Undeducted)										
261/001	Clape, Malcolm	(993.50)	(993.50)							
261/002	Moulds, Wendy	(993.50)	(993.50)							
280 Rent Received										
280/001	12-119 Reichardt Road, Winnellie, NT	(24,096.00)						(24,096.00)		
285 Transfers In - Preserved/Taxable										
285/001	Clape, Malcolm	(26,966.82)	(26,966.82)							
286 Transfers In - Preserved/Tax Free										
286/001	Clape, Malcolm	(3,715.07)	(3,715.07)							
302	Administration Costs	48.00							48.00	
304	ATO Supervisory Levy	518.00							518.00	
315	Bank Charges	182.00							182.00	
425 Rental Property Expenses										
425/001	Body corporate fees	3,938.00							3,938.00	
425/002	Council rates	1,138.00							1,138.00	
Current year profit/(loss)		(106,491.42)								
			(58,276.69)	(2,967.54)	(2,027.28)	(24,093.27)	(854.64)	(24,096.00)	5,824.00	(106,491)
			58,276.69							58,277
			-	(2,967.54)	(2,027.28)	(24,093.27)	(854.64)	(24,096.00)	5,824.00	(48,215)✓

850/001
2



Tax Agent Portal

User ID PD7DPNz

08 May 2019 11:15:14 (EST)

Current client
THE TRUSTEE FOR MCWM SUPER FUND

TFN
987197474

ABN
30922664679

Represented by
FLETCHER ACCOUNTING PTY LTD

Account name
THE TRUSTEE FOR MCWM SUPER FUND

Number
987197474/00002

Description
Income Tax Account

Itemised account - by Tax Office processed date

Transactions processed by the Tax Office during the period:

From 1 July 2017 To 8 May 2019

Process date	Effective date	Transaction description	Debit amount	Credit amount	Balance
01 Jul 2017		OPENING BALANCE			\$0.00
03 Jul 2018	02 Jul 2018	Payment received		\$6,162.05	\$6,162.05 CR
10 Jan 2019	30 Jul 2018	Tax return Self Man Superfund - Income Tax for the period from 01 Jul 16 to 30 Jun 17	\$6,162.05		\$0.00
08 May 2019		CLOSING BALANCE			\$0.00

855/001
3

**MCWM SUPER FUND
DEFERRED TAX RECONCILIATION
FOR THE YEAR ENDED 30 JUNE 2018**

Account Code	Account	Revaluation/Tax Deferred Amount	Permanent Difference	Amount
		\$	\$	\$
Revaluations				
776/002	AGL Energy Limited	(967.90)	322.63	(645.27)
776/003	Amp Limited - Ordinary Fully Paid	(1,379.95)	459.98	(919.97)
776/004	Australia and New Zealand Banking Group Limited	(459.95)	153.32	(306.63)
776/005	Alumina Limited	(94.95)	31.65	(63.30)
776/006	Bhp Billiton Limited	1,352.05	(450.68)	901.37
776/007	Bluescope Steel Limited	335.05	(111.68)	223.37
776/008	Healthscope Limited	820.05	(273.35)	546.70
776/009	King River Copper	(184.90)	61.63	(123.27)
776/010	Macmahon Holdings Limited	(42.45)	14.15	(28.30)
776/011	Primary Health Care Limited	(67.65)	22.55	(45.10)
776/012	Qantas Airways Limited	25,430.10	(8,476.70)	16,953.40
776/015	Seafarms Group Ltd	728.15	(242.72)	485.43
776/016	Swick Mining Services Ltd	(369.95)	123.32	(246.63)
776/017	TNG Limited	80.05	(26.68)	53.37
776/019	Seven West Media Limited	430.05	(143.35)	286.70
		<u>25,607.80</u>	<u>(8,535.93)</u>	<u>17,071.87</u>
		<u>25,607.80</u>	<u>(8,535.93)</u>	<u>17,071.87</u>

Deferred Tax Liability/ (Deferred Tax Asset) Summary

Opening Balance	-
Add Increase/(Decrease) in Deferred Tax	-
- Current Year Transactions (\$17,071.87 @ 15%)	2,560.78
- Deferred Tax Adjustments	-
- Current Year Tax Loss	-
- Change in Capital Loss carried forward (\$0.00 @ 15%)	-
Closing Balance at 30 June 2018	<u>\$ 2,560.78</u> ✓

Section D: Income tax calculation statement

13 CALCULATION STATEMENT		
Taxable income		A \$37,627.00
Tax on taxable income		T1 \$5,644.05
Tax on no-TFN-quoted contributions		J \$0.00
Gross tax		B \$5,644.05
Subtotal	(B less C – cannot be less than zero)	T2 \$5,644.05
Subtotal	(T2 less D – cannot be less than zero)	T3 \$5,644.05
REFUNDABLE TAX OFFSETS		
	(E1 + E2 + E3 + E4)	E \$0.00
Complying fund's franking credits tax offset		E1 \$0.00
Tax Payable		T5 \$5,644.05
Tax offset refunds (Remainder of refundable tax offsets)		I \$0.00
Supervisory levy		L \$259.00
Supervisory levy adjustment for wound up funds		M \$0.00
Supervisory levy adjustment for new funds		N \$259.00
Amount payable		S \$6,162.05 <i>880</i>

Section H: Assets and liabilities*paid 3/7/18*

15 ASSETS		
15b Australian direct investments		
Cash and term deposits		E \$60,318.00
Non-residential real property		K \$302,000.00
15c Overseas direct investments		
Total Australian and overseas assets		U \$362,318.00
16 LIABILITIES		
Total member closing account balances		W \$356,034.00
Other liabilities		Y \$6,284.00
Total liabilities		Z \$362,318.00

Section K: Declarations**PREFERRED TRUSTEE OR DIRECTOR CONTACT DETAILS**

Title	Ms
First name	Wendy
Family name	Moulds
Non-individual trustee name	MRCWSM Pty Ltd
Contact number	04 00247313
Email address	wendy@ieproject.com.au