



ANNUAL REPORT

30 June 2021

Table of Contents

Cash Account Summary	1
Cash Statement	5
Cash Unsettled Securities and Accrued Income and Expenses	19
Investment Income	22
Investment Transactions	29
Point to Point Performance	39
Portfolio Fees Report	40
Portfolio Summary	44
Portfolio Valuation	46
Realised Gains (Enhanced)	50
Unrealised Gains	56
Audit Statement	62

Thomson Super Holding Pty Ltd ATF Thomson Family Super Fund

Investor Details

Stuart Thomson
233 Ascot Vale Road
, ASCOT VALE VIC 3032

Investor Details

Thomson Super Holding
Pty Ltd

Adviser Details

Paul Hewins
Level 12 8 Exhibition Street
, MELBOURNE VIC 3000
03 86464000

Cash Account Summary

From Wednesday, July 1, 2020 to Wednesday, June 30, 2021

Thomson Family Super Fund

Thomson Family Super Fund - Cash Portfolio

Opening Balance as at 01 Jul 2020	\$117.37
Security Income	\$0.00
Fees and Charges	(\$1.43)
Contributions	\$6,000.00
Withdrawals	(\$6,000.00)
Sales and Redemptions	\$0.00
Purchases	\$0.00
Interest on Cash	\$0.00
Closing Balance as at 30 Jun 2021	\$115.94

Thomson Family Super Fund - PWM Alternative Asset

Opening Balance as at 01 Jul 2020	\$904.02
Security Income	\$1,124.28
Fees and Charges	(\$717.72)
Contributions	\$0.00
Withdrawals	\$0.00
Sales and Redemptions	\$22,694.60
Purchases	(\$22,638.03)
Interest on Cash	\$0.00
Closing Balance as at 30 Jun 2021	\$1,367.15

Thomson Family Super Fund - PWM Australian Share

Opening Balance as at 01 Jul 2020	\$7,076.52
Security Income	\$5,108.76
Fees and Charges	(\$2,616.05)
Contributions	\$0.00
Withdrawals	\$0.00
Sales and Redemptions	\$79,893.64
Purchases	(\$76,191.88)
Interest on Cash	\$0.00
Closing Balance as at 30 Jun 2021	\$13,270.99

Cash Account Summary

From Wednesday, July 1, 2020 to Wednesday, June 30, 2021

Thomson Family Super Fund

Thomson Family Super Fund - PWM International Share

Opening Balance as at 01 Jul 2020	\$36,860.75
Security Income	\$7,366.19
Fees and Charges	(\$3,500.53)
Contributions	\$14.32
Withdrawals	(\$4,000.00)
Sales and Redemptions	\$253,442.39
Purchases	(\$275,528.07)
Interest on Cash	\$0.00
Closing Balance as at 30 Jun 2021	\$14,655.05

Thomson Family Super Fund - PWM Transition

Opening Balance as at 01 Jul 2020	\$1,332.31
Security Income	\$983.85
Fees and Charges	(\$278.48)
Contributions	\$0.00
Withdrawals	(\$2,000.00)
Sales and Redemptions	\$20,598.58
Purchases	(\$20,598.58)
Interest on Cash	\$0.00
Closing Balance as at 30 Jun 2021	\$37.68

Thomson Family Super Fund - PWM Listed Property

Opening Balance as at 01 Jul 2020	\$176.44
Security Income	\$2,149.93
Fees and Charges	(\$729.56)
Contributions	\$0.00
Withdrawals	\$0.00
Sales and Redemptions	\$40,035.65
Purchases	(\$37,414.26)
Interest on Cash	\$0.00
Closing Balance as at 30 Jun 2021	\$4,218.20



Cash Account Summary

From Wednesday, July 1, 2020 to Wednesday, June 30, 2021

Thomson Family Super Fund

** Includes the estimated value of Managed Fund redemptions and applications processed but awaiting confirmation by external registries

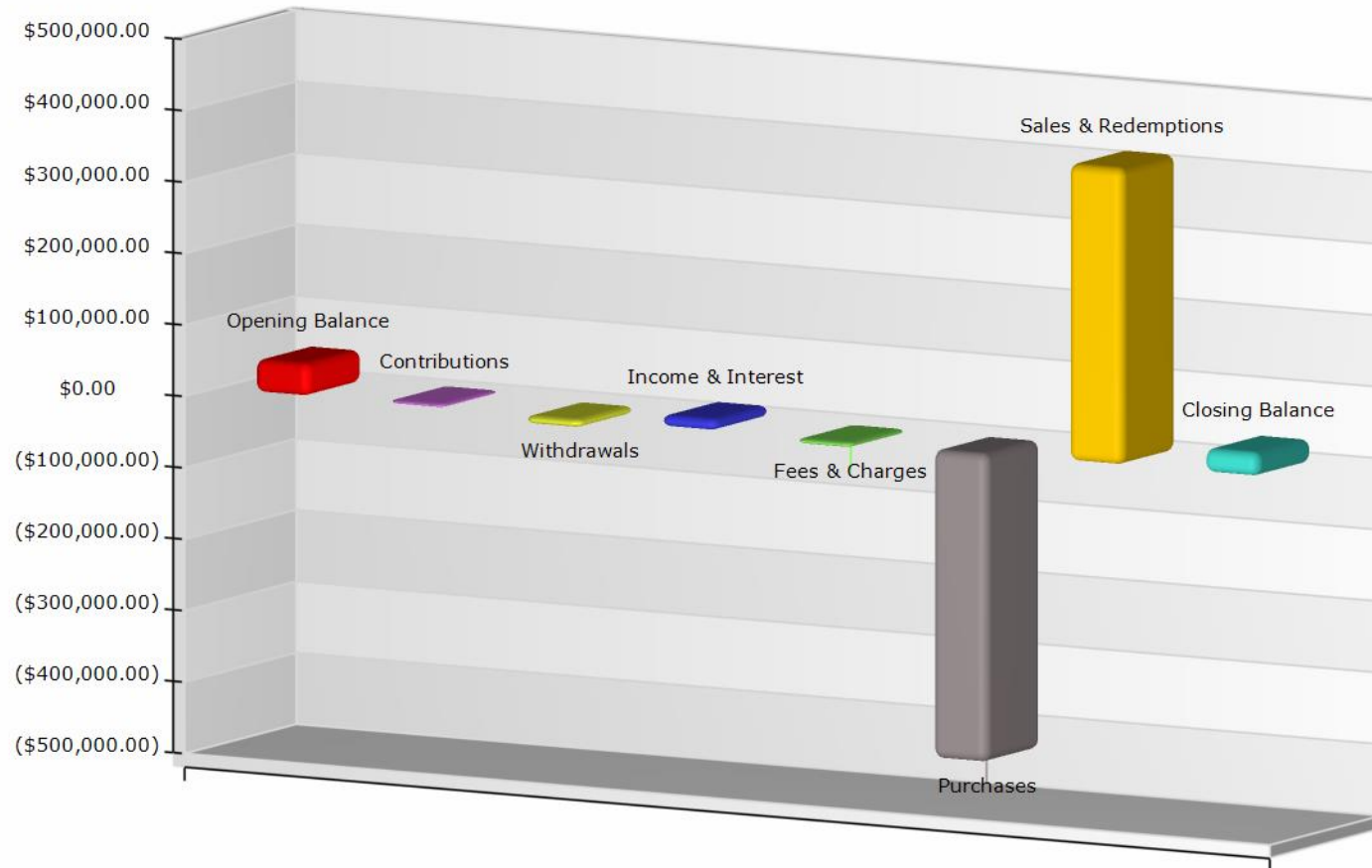
Data reflected in this report may be derived from an external source. If from an external source, it is assumed to be correct at the time this report is produced. Investment Administration Services Pty Limited does not assume responsibility for any inaccurate data provided by the external source. The information in this report is not intended to provide advice, as it does not take into account your personal objectives, financial situation or needs. The information is given in good faith and is derived from sources believed to be accurate. Please note that information contained in this report will be incorrect or incomplete if data supplied to us is incorrect. To the extent permitted by law no liability is accepted for any loss or damage as a result of reliance on this information. IAS does not guarantee the repayment of capital, payment of income or the performance of any particular investment.

Cash Account Summary

From Wednesday, July 1, 2020 to Wednesday, June 30, 2021

Thomson Family Super Fund

Thomson Family Super Fund



Cash Statement - Settled Basis

From Wednesday, July 1, 2020 to Wednesday, June 30, 2021

Thomson Family Super Fund

Portfolio Code	Portfolio Name	Settlement Date	Transaction Description	Transaction Type	Transaction Qualifier	Debit	Credit	Balance	
Thomson Family Super Fund									
AUD Cash									
			Opening Balance					46,467.41	CR
18352505	Thomson Family Super Fund - PWM Listed Property	03/07/2020	Buy - 3,923.0000 units of EGH @ 0.3225	Buy		1,293.17		45,174.24	CR
18352505	Thomson Family Super Fund - PWM Listed Property	03/07/2020	Buy - 242.0000 units of RFF @ 2.0044	Buy		514.09		44,660.15	CR
18352502	Thomson Family Super Fund - PWM Australian Share	03/07/2020	Dividend from MQG	Dividend	Income Credit		138.60	44,798.75	CR
18352505	Thomson Family Super Fund - PWM Listed Property	03/07/2020	Sell - 513.0000 units of COF @ 2.0099	Sell			1,000.90	45,799.65	CR
18352505	Thomson Family Super Fund - PWM Listed Property	03/07/2020	Sell - 506.0000 units of MGR @ 2.2350	Sell			1,100.53	46,900.18	CR
18352502	Thomson Family Super Fund - PWM Australian Share	06/07/2020	Withdrawal - Portfolio Management Fee	Withdrawal	Cash Fee	193.80		46,706.38	CR
18352505	Thomson Family Super Fund - PWM Listed Property	06/07/2020	Withdrawal - Portfolio Management Fee	Withdrawal	Cash Fee	53.40		46,652.98	CR
18352504	Thomson Family Super Fund - PWM International Share	06/07/2020	Withdrawal - Portfolio Management Fee	Withdrawal	Cash Fee	262.91		46,390.07	CR
18352506	Thomson Family Super Fund - PWM Transition	06/07/2020	Withdrawal - Portfolio Management Fee	Withdrawal	Cash Fee	17.61		46,372.46	CR
18352501	Thomson Family Super Fund - PWM Alternative Asset	06/07/2020	Withdrawal - Portfolio Management Fee	Withdrawal	Cash Fee	57.65		46,314.81	CR
183525	Thomson Family Super Fund - Cash Portfolio	06/07/2020	Withdrawal - Portfolio Management Fee	Withdrawal	Cash Fee	0.12		46,314.69	CR
18352502	Thomson Family Super Fund - PWM Australian Share	07/07/2020	Buy - 824.0000 units of NEA @ 2.4696	Buy		2,063.59		44,251.10	CR
18352502	Thomson Family Super Fund - PWM Australian Share	07/07/2020	Buy - 68.0000 units of FMG @ 14.0041	Buy		980.58		43,270.52	CR
18352502	Thomson Family Super Fund - PWM Australian Share	07/07/2020	Buy - 610.0000 units of AMP @ 1.8263	Buy		1,142.39		42,128.13	CR
18352502	Thomson Family Super Fund - PWM Australian Share	07/07/2020	Buy - 11.0000 units of ASX @ 87.4765	Buy		990.55		41,137.58	CR
18352502	Thomson Family Super Fund - PWM Australian Share	07/07/2020	Buy - 189.0000 units of CNU @ 7.1902	Buy		1,387.38		39,750.20	CR
18352502	Thomson Family Super Fund - PWM Australian Share	07/07/2020	Sell - 9.0000 units of MQG @ 121.6282	Sell			1,066.31	40,816.51	CR
18352502	Thomson Family Super Fund - PWM Australian Share	07/07/2020	Sell - 46.0000 units of NAB @ 18.7392	Sell			833.73	41,650.24	CR
18352502	Thomson Family Super Fund - PWM Australian Share	07/07/2020	Sell - 82.0000 units of OZL @ 11.6152	Sell			924.15	42,574.39	CR
18352502	Thomson Family Super Fund - PWM Australian Share	07/07/2020	Sell - 22.0000 units of RIO @ 96.4842	Sell			2,093.98	44,668.37	CR
18352502	Thomson Family Super Fund - PWM Australian Share	07/07/2020	Sell - 33.0000 units of RMD @ 28.0933	Sell			898.78	45,567.15	CR
18352502	Thomson Family Super Fund - PWM Australian Share	07/07/2020	Sell - 20.0000 units of XRO @ 91.1175	Sell			1,793.78	47,360.93	CR
18352502	Thomson Family Super Fund - PWM Australian Share	07/07/2020	Sell - 323.0000 units of SYD @ 5.7401	Sell			1,825.47	49,186.40	CR
18352505	Thomson Family Super Fund - PWM Listed Property	08/07/2020	Sell - 194.0000 units of DXS @ 9.4319	Sell			1,797.94	50,984.34	CR

Cash Statement - Settled Basis

From Wednesday, July 1, 2020 to Wednesday, June 30, 2021

Thomson Family Super Fund

18352505	Thomson Family Super Fund - PWM Listed Property	09/07/2020	Buy - 254.0000 units of SGP @ 3.5011	Buy		919.16		50,065.18	CR
18352504	Thomson Family Super Fund - PWM International Share	09/07/2020	Distribution from MAQ0410AU	Dividend	Income Credit		1,014.87	51,080.05	CR
18352501	Thomson Family Super Fund - PWM Alternative Asset	14/07/2020	Distribution from MGE0006AU	Dividend	Income Credit		386.81	51,466.86	CR
18352504	Thomson Family Super Fund - PWM International Share	14/07/2020	Distribution from MGE0007AU	Dividend	Income Credit		3,577.70	55,044.56	CR
18352504	Thomson Family Super Fund - PWM International Share	14/07/2020	Sell - 235.0000 units of VISM @ 46.6711	Sell			10,936.25	65,980.81	CR
18352502	Thomson Family Super Fund - PWM Australian Share	16/07/2020	Dividend from NST	Dividend	Income Credit		67.50	66,048.31	CR
18352504	Thomson Family Super Fund - PWM International Share	16/07/2020	Dividend from VISM	Dividend	Income Credit		156.41	66,204.72	CR
18352505	Thomson Family Super Fund - PWM Listed Property	31/07/2020	Dividend from RFF	Dividend	Income Credit		29.45	66,234.17	CR
18352502	Thomson Family Super Fund - PWM Australian Share	05/08/2020	Buy - 37.0000 units of WPL @ 19.9483	Buy		766.32		65,467.85	CR
18352502	Thomson Family Super Fund - PWM Australian Share	05/08/2020	Buy - 722.0000 units of AMP @ 1.4125	Buy		1,048.15		64,419.70	CR
18352502	Thomson Family Super Fund - PWM Australian Share	05/08/2020	Buy - 7.0000 units of ASX @ 83.7505	Buy		614.43		63,805.27	CR
18352502	Thomson Family Super Fund - PWM Australian Share	05/08/2020	Buy - 3.0000 units of CSL @ 278.9722	Buy		865.19		62,940.08	CR
18352502	Thomson Family Super Fund - PWM Australian Share	05/08/2020	Sell - 69.0000 units of QBE @ 10.0144	Sell			662.77	63,602.85	CR
18352502	Thomson Family Super Fund - PWM Australian Share	05/08/2020	Sell - 158.0000 units of PPH @ 7.0793	Sell			1,090.18	64,693.03	CR
18352502	Thomson Family Super Fund - PWM Australian Share	05/08/2020	Sell - 119.0000 units of OZL @ 13.8144	Sell			1,615.39	66,308.42	CR
18352502	Thomson Family Super Fund - PWM Australian Share	05/08/2020	Sell - 168.0000 units of FMG @ 17.8277	Sell			2,966.10	69,274.52	CR
18352505	Thomson Family Super Fund - PWM Listed Property	06/08/2020	Sell - 81.0000 units of GMG @ 17.1478	Sell			1,358.05	70,632.57	CR
18352505	Thomson Family Super Fund - PWM Listed Property	06/08/2020	Sell - 678.0000 units of CIP @ 3.3116	Sell			2,212.55	72,845.12	CR
18352504	Thomson Family Super Fund - PWM International Share	06/08/2020	Sell - 26,259.5674 units of MAQ0410AU @ 2.9172	Sell			76,576.41	149,421.53	CR
18352504	Thomson Family Super Fund - PWM International Share	06/08/2020	Sell - 17,487.0198 units of MGE0007AU @ 1.7727	Sell			30,971.24	180,392.77	CR
18352505	Thomson Family Super Fund - PWM Listed Property	06/08/2020	Buy - 556.0000 units of NSR @ 1.8835	Buy		1,077.45		179,315.32	CR
18352505	Thomson Family Super Fund - PWM Listed Property	06/08/2020	Buy - 807.0000 units of WPR @ 2.5558	Buy		2,094.88		177,220.44	CR
18352505	Thomson Family Super Fund - PWM Listed Property	06/08/2020	Sell - 760.0000 units of ABP @ 2.6700	Sell			1,996.94	179,217.38	CR
18352505	Thomson Family Super Fund - PWM Listed Property	10/08/2020	Dividend from CIP	Dividend	Income Credit		31.70	179,249.08	CR
18352505	Thomson Family Super Fund - PWM Listed Property	10/08/2020	Dividend from COF	Dividend	Income Credit		22.83	179,271.91	CR
18352504	Thomson Family Super Fund - PWM International Share	11/08/2020	Withdrawal - Portfolio Management Fee	Withdrawal	Cash Fee	278.14		178,993.77	CR
18352502	Thomson Family Super Fund - PWM Australian Share	11/08/2020	Withdrawal - Portfolio Management Fee	Withdrawal	Cash Fee	202.63		178,791.14	CR
18352505	Thomson Family Super Fund - PWM Listed Property	11/08/2020	Withdrawal - Portfolio Management Fee	Withdrawal	Cash Fee	55.39		178,735.75	CR
18352505	Thomson Family Super Fund - PWM Listed Property	11/08/2020	Buy - 229.0000 units of WPR @ 2.4634	Buy		593.31		178,142.44	CR

Cash Statement - Settled Basis

From Wednesday, July 1, 2020 to Wednesday, June 30, 2021

Thomson Family Super Fund

183525	Thomson Family Super Fund - Cash Portfolio	11/08/2020	Withdrawal - Portfolio Management Fee	Withdrawal	Cash Fee	0.12	178,142.32	CR	
18352501	Thomson Family Super Fund - PWM Alternative Asset	11/08/2020	Withdrawal - Portfolio Management Fee	Withdrawal	Cash Fee	60.97	178,081.35	CR	
18352506	Thomson Family Super Fund - PWM Transition	11/08/2020	Withdrawal - Portfolio Management Fee	Withdrawal	Cash Fee	19.12	178,062.23	CR	
18352505	Thomson Family Super Fund - PWM Listed Property	11/08/2020	Buy - 122.0000 units of DXS @ 8.3838	Buy		1,052.97	177,009.26	CR	
18352504	Thomson Family Super Fund - PWM International Share	21/08/2020	Buy - 48,616.8475 units of ETL8482AU @ 1.1052	Buy		53,759.34	123,249.92	CR	
18352505	Thomson Family Super Fund - PWM Listed Property	21/08/2020	Dividend from ADI	Dividend	Income Credit		35.36	123,285.28	CR
18352505	Thomson Family Super Fund - PWM Listed Property	26/08/2020	Sell - 915.0000 units of GDI @ 1.0550	Sell			935.31	124,220.59	CR
18352505	Thomson Family Super Fund - PWM Listed Property	28/08/2020	Sell - 314.0000 units of GOZ @ 3.2792	Sell			999.51	125,220.10	CR
18352505	Thomson Family Super Fund - PWM Listed Property	28/08/2020	Dividend from DXS	Dividend	Income Credit		141.32	125,361.42	CR
18352505	Thomson Family Super Fund - PWM Listed Property	28/08/2020	Dividend from DXS	Dividend	Income Credit		34.59	125,396.01	CR
18352505	Thomson Family Super Fund - PWM Listed Property	28/08/2020	Dividend from GMG	Dividend	Income Credit		75.13	125,471.14	CR
18352505	Thomson Family Super Fund - PWM Listed Property	28/08/2020	Dividend from GMG	Dividend	Income Credit		27.32	125,498.46	CR
18352502	Thomson Family Super Fund - PWM Australian Share	28/08/2020	Dividend from GMG	Dividend	Income Credit		14.19	125,512.65	CR
18352502	Thomson Family Super Fund - PWM Australian Share	28/08/2020	Dividend from GMG	Dividend	Income Credit		5.16	125,517.81	CR
18352505	Thomson Family Super Fund - PWM Listed Property	28/08/2020	Dividend from GPT	Dividend	Income Credit		131.32	125,649.13	CR
18352505	Thomson Family Super Fund - PWM Listed Property	28/08/2020	Buy - 2,262.0000 units of EGH @ 0.3997	Buy		934.05	124,715.08	CR	
18352505	Thomson Family Super Fund - PWM Listed Property	31/08/2020	Dividend from GDI	Dividend	Income Credit		35.46	124,750.54	CR
18352505	Thomson Family Super Fund - PWM Listed Property	31/08/2020	Dividend from GOZ	Dividend	Income Credit		95.50	124,846.04	CR
18352505	Thomson Family Super Fund - PWM Listed Property	31/08/2020	Dividend from SGP	Dividend	Income Credit		133.67	124,979.71	CR
18352505	Thomson Family Super Fund - PWM Listed Property	31/08/2020	Dividend from CHC	Dividend	Income Credit		19.15	124,998.86	CR
18352505	Thomson Family Super Fund - PWM Listed Property	31/08/2020	Dividend from CHC	Dividend	Income Credit		26.04	125,024.90	CR
18352505	Thomson Family Super Fund - PWM Listed Property	31/08/2020	Dividend from ABP	Dividend	Income Credit		68.78	125,093.68	CR
18352504	Thomson Family Super Fund - PWM International Share	04/09/2020	Withdrawal - Portfolio Management Fee	Withdrawal	Cash Fee	279.72	124,813.96	CR	
18352502	Thomson Family Super Fund - PWM Australian Share	04/09/2020	Withdrawal - Portfolio Management Fee	Withdrawal	Cash Fee	205.96	124,608.00	CR	
18352505	Thomson Family Super Fund - PWM Listed Property	04/09/2020	Withdrawal - Portfolio Management Fee	Withdrawal	Cash Fee	58.36	124,549.64	CR	
18352502	Thomson Family Super Fund - PWM Australian Share	04/09/2020	Buy - 186.0000 units of EVN @ 5.6500	Buy		1,079.23	123,470.41	CR	
18352502	Thomson Family Super Fund - PWM Australian Share	04/09/2020	Buy - 9.0000 units of CBA @ 66.9600	Buy		630.83	122,839.58	CR	
18352502	Thomson Family Super Fund - PWM Australian Share	04/09/2020	Buy - 481.0000 units of NEA @ 3.1293	Buy		1,533.67	121,305.91	CR	
18352502	Thomson Family Super Fund - PWM Australian Share	04/09/2020	Buy - 92.0000 units of GMG @ 18.2800	Buy		1,710.29	119,595.62	CR	

Cash Statement - Settled Basis

From Wednesday, July 1, 2020 to Wednesday, June 30, 2021

Thomson Family Super Fund

18352502	Thomson Family Super Fund - PWM Australian Share	04/09/2020	Buy - 972.0000 units of IPL @ 2.0965	Buy		2,066.44		117,529.18	CR
18352506	Thomson Family Super Fund - PWM Transition	04/09/2020	Withdrawal - Portfolio Management Fee	Withdrawal	Cash Fee	21.67		117,507.51	CR
18352501	Thomson Family Super Fund - PWM Alternative Asset	04/09/2020	Withdrawal - Portfolio Management Fee	Withdrawal	Cash Fee	60.32		117,447.19	CR
183525	Thomson Family Super Fund - Cash Portfolio	04/09/2020	Withdrawal - Portfolio Management Fee	Withdrawal	Cash Fee	0.12		117,447.07	CR
18352502	Thomson Family Super Fund - PWM Australian Share	04/09/2020	Sell - 164.0000 units of IVC @ 9.6252	Sell			1,550.03	118,997.10	CR
18352502	Thomson Family Super Fund - PWM Australian Share	04/09/2020	Sell - 74.0000 units of LLC @ 11.9956	Sell			859.39	119,856.49	CR
18352502	Thomson Family Super Fund - PWM Australian Share	04/09/2020	Sell - 87.0000 units of QBE @ 10.0370	Sell			844.94	120,701.43	CR
18352502	Thomson Family Super Fund - PWM Australian Share	04/09/2020	Sell - 10.0000 units of XRO @ 99.9899	Sell			971.58	121,673.01	CR
18352505	Thomson Family Super Fund - PWM Listed Property	10/09/2020	Buy - 575.0000 units of MGR @ 2.1056	Buy		1,241.26		120,431.75	CR
18352505	Thomson Family Super Fund - PWM Listed Property	14/09/2020	Dividend from MGR	Dividend	Income Credit		64.53	120,496.28	CR
18352502	Thomson Family Super Fund - PWM Australian Share	15/09/2020	Dividend from LLC	Dividend	Income Credit		11.92	120,508.20	CR
18352506	Thomson Family Super Fund - PWM Transition	16/09/2020	Dividend from NSC	Dividend	Income Credit		39.65	120,547.85	CR
18352502	Thomson Family Super Fund - PWM Australian Share	18/09/2020	Dividend from WPL	Dividend	Income Credit		79.02	120,626.87	CR
18352502	Thomson Family Super Fund - PWM Australian Share	22/09/2020	Dividend from BHP	Dividend	Income Credit		78.47	120,705.34	CR
18352505	Thomson Family Super Fund - PWM Listed Property	22/09/2020	Buy - 75.0000 units of GMG @ 18.0000	Buy		1,380.84		119,324.50	CR
18352504	Thomson Family Super Fund - PWM International Share	23/09/2020	Buy - 14,978.8702 units of FSF5774AU @ 1.4004	Buy		21,004.41		98,320.09	CR
18352504	Thomson Family Super Fund - PWM International Share	23/09/2020	Buy - 20,623.9965 units of ETL1864AU @ 1.2581	Buy		25,975.05		72,345.04	CR
18352505	Thomson Family Super Fund - PWM Listed Property	23/09/2020	Sell - 283.0000 units of RFF @ 2.3225	Sell			627.89	72,972.93	CR
18352502	Thomson Family Super Fund - PWM Australian Share	24/09/2020	Dividend from ALU	Dividend	Income Credit		48.64	73,021.57	CR
18352502	Thomson Family Super Fund - PWM Australian Share	24/09/2020	Dividend from RMD	Dividend	Income Credit		18.72	73,040.29	CR
18352502	Thomson Family Super Fund - PWM Australian Share	25/09/2020	Dividend from QBE	Dividend	Income Credit		27.44	73,067.73	CR
18352502	Thomson Family Super Fund - PWM Australian Share	25/09/2020	Dividend from EVN	Dividend	Income Credit		70.65	73,138.38	CR
18352506	Thomson Family Super Fund - PWM Transition	25/09/2020	Dividend from BAF	Dividend	Income Credit		596.64	73,735.02	CR
18352505	Thomson Family Super Fund - PWM Listed Property	25/09/2020	Dividend from EGH	Dividend	Income Credit		34.02	73,769.04	CR
18352505	Thomson Family Super Fund - PWM Listed Property	29/09/2020	Sell - 247.0000 units of ADI @ 2.7313	Sell			645.23	74,414.27	CR
18352505	Thomson Family Super Fund - PWM Listed Property	29/09/2020	Buy - 261.0000 units of CIP @ 3.1971	Buy		864.20		73,550.07	CR
18352504	Thomson Family Super Fund - PWM International Share	30/09/2020	Dividend from WQG	Dividend	Income Credit		655.24	74,205.31	CR
18352502	Thomson Family Super Fund - PWM Australian Share	30/09/2020	Dividend from ASX	Dividend	Income Credit		172.73	74,378.04	CR
18352502	Thomson Family Super Fund - PWM Australian Share	30/09/2020	Dividend from CBA	Dividend	Income Credit		201.88	74,579.92	CR

Cash Statement - Settled Basis

From Wednesday, July 1, 2020 to Wednesday, June 30, 2021

Thomson Family Super Fund

18352502	Thomson Family Super Fund - PWM Australian Share	01/10/2020	Dividend from AMP	Dividend	Income Credit	530.40	75,110.32	CR
18352502	Thomson Family Super Fund - PWM Australian Share	01/10/2020	Dividend from WES	Dividend	Income Credit	71.25	75,181.57	CR
18352502	Thomson Family Super Fund - PWM Australian Share	02/10/2020	Dividend from FMG	Dividend	Income Credit	669.00	75,850.57	CR
18352502	Thomson Family Super Fund - PWM Australian Share	05/10/2020	Dividend from IVC	Dividend	Income Credit	20.30	75,870.87	CR
18352502	Thomson Family Super Fund - PWM Australian Share	05/10/2020	Dividend from OZL	Dividend	Income Credit	68.40	75,939.27	CR
18352502	Thomson Family Super Fund - PWM Australian Share	05/10/2020	Buy - 580.0000 units of AMP @ 1.3407	Buy		805.86	75,133.41	CR
18352502	Thomson Family Super Fund - PWM Australian Share	05/10/2020	Buy - 43.0000 units of NAB @ 17.8311	Buy		794.98	74,338.43	CR
18352502	Thomson Family Super Fund - PWM Australian Share	05/10/2020	Buy - 315.0000 units of NEA @ 2.3232	Buy		760.04	73,578.39	CR
18352502	Thomson Family Super Fund - PWM Australian Share	05/10/2020	Sell - 3.0000 units of CSL @ 288.4067	Sell		836.94	74,415.33	CR
18352501	Thomson Family Super Fund - PWM Alternative Asset	06/10/2020	Sell - 770.0000 units of ACQRZ @ 1.1000	Sell	File Adjustment	847.00	75,262.33	CR
18352501	Thomson Family Super Fund - PWM Alternative Asset	06/10/2020	Buy - 770.0000 units of ACQN @ 1.1000	Buy	File Adjustment	847.00	74,415.33	CR
18352501	Thomson Family Super Fund - PWM Alternative Asset	06/10/2020	Buy - 770.0000 units of ACQRZ @ 1.1000	Buy	Book Value Adjustment	847.00	73,568.33	CR
183525	Thomson Family Super Fund - Cash Portfolio	07/10/2020	Withdrawal - Portfolio Management Fee	Withdrawal	Cash Fee	0.12	73,568.21	CR
18352501	Thomson Family Super Fund - PWM Alternative Asset	07/10/2020	Withdrawal - Portfolio Management Fee	Withdrawal	Cash Fee	59.33	73,508.88	CR
18352506	Thomson Family Super Fund - PWM Transition	07/10/2020	Withdrawal - Portfolio Management Fee	Withdrawal	Cash Fee	22.22	73,486.66	CR
18352504	Thomson Family Super Fund - PWM International Share	07/10/2020	Withdrawal - Portfolio Management Fee	Withdrawal	Cash Fee	272.92	73,213.74	CR
18352505	Thomson Family Super Fund - PWM Listed Property	07/10/2020	Withdrawal - Portfolio Management Fee	Withdrawal	Cash Fee	56.79	73,156.95	CR
18352502	Thomson Family Super Fund - PWM Australian Share	07/10/2020	Withdrawal - Portfolio Management Fee	Withdrawal	Cash Fee	193.59	72,963.36	CR
18352505	Thomson Family Super Fund - PWM Listed Property	08/10/2020	Dividend from LIC	Dividend	Income Credit	5.45	72,968.81	CR
18352502	Thomson Family Super Fund - PWM Australian Share	08/10/2020	Buy - 31.0000 units of WPL @ 17.9611	Buy		584.96	72,383.85	CR
18352502	Thomson Family Super Fund - PWM Australian Share	08/10/2020	Buy - 11.0000 units of WES @ 44.6500	Buy		519.30	71,864.55	CR
18352502	Thomson Family Super Fund - PWM Australian Share	08/10/2020	Buy - 912.0000 units of JHC @ 0.4025	Buy		395.19	71,469.36	CR
18352502	Thomson Family Super Fund - PWM Australian Share	08/10/2020	Sell - 50.0000 units of ELD @ 11.2512	Sell		534.38	72,003.74	CR
18352502	Thomson Family Super Fund - PWM Australian Share	08/10/2020	Sell - 75.0000 units of CNU @ 8.0090	Sell		572.49	72,576.23	CR
18352502	Thomson Family Super Fund - PWM Australian Share	08/10/2020	Sell - 50.0000 units of QBE @ 8.9134	Sell		417.53	72,993.76	CR
18352502	Thomson Family Super Fund - PWM Australian Share	08/10/2020	Sell - 51.0000 units of PPH @ 8.0478	Sell		382.31	73,376.07	CR
18352502	Thomson Family Super Fund - PWM Australian Share	08/10/2020	Sell - 6.0000 units of XRO @ 106.1157	Sell		608.49	73,984.56	CR
18352502	Thomson Family Super Fund - PWM Australian Share	09/10/2020	Dividend from CSL	Dividend	Income Credit	63.19	74,047.75	CR
18352502	Thomson Family Super Fund - PWM Australian Share	12/10/2020	Dividend from CNU	Dividend	Income Credit	89.73	74,137.48	CR

Cash Statement - Settled Basis

From Wednesday, July 1, 2020 to Wednesday, June 30, 2021

Thomson Family Super Fund

18352501	Thomson Family Super Fund - PWM Alternative Asset	13/10/2020	Sell - 770.0000 units of ACQN @ 1.1000	Sell	Share Exchange		847.00	74,984.48	CR
18352501	Thomson Family Super Fund - PWM Alternative Asset	13/10/2020	Buy - 770.0000 units of ACQ @ 1.1000	Buy	Share Exchange	847.00		74,137.48	CR
18352505	Thomson Family Super Fund - PWM Listed Property	13/10/2020	Buy - 291.0000 units of CIP @ 3.1965	Buy		958.48		73,179.00	CR
18352505	Thomson Family Super Fund - PWM Listed Property	13/10/2020	Buy - 300.0000 units of VCX @ 1.4315	Buy		457.58		72,721.42	CR
18352505	Thomson Family Super Fund - PWM Listed Property	13/10/2020	Sell - 138.0000 units of GOZ @ 3.4842	Sell			452.67	73,174.09	CR
18352505	Thomson Family Super Fund - PWM Listed Property	13/10/2020	Sell - 32.0000 units of CHC @ 13.4430	Sell			402.05	73,576.14	CR
18352505	Thomson Family Super Fund - PWM Listed Property	14/10/2020	Sell - 275.0000 units of ADI @ 2.6200	Sell			692.27	74,268.41	CR
18352502	Thomson Family Super Fund - PWM Australian Share	15/10/2020	Dividend from HLS	Dividend	Income Credit		56.13	74,324.54	CR
18352505	Thomson Family Super Fund - PWM Listed Property	19/10/2020	Sell - 330.0000 units of ADI @ 2.6555	Sell			848.04	75,172.58	CR
18352506	Thomson Family Super Fund - PWM Transition	19/10/2020	Buy - 7,446.0000 units of WMA @ 0.9452	Buy	File Adjustment	7,038.27		68,134.31	CR
18352506	Thomson Family Super Fund - PWM Transition	19/10/2020	Buy - 4,885.0000 units of WMA @ 0.9472	Buy	File Adjustment	4,627.14		63,507.17	CR
18352506	Thomson Family Super Fund - PWM Transition	19/10/2020	Buy - 3,198.0000 units of WMA @ 1.2030	Buy	File Adjustment	3,847.22		59,659.95	CR
18352506	Thomson Family Super Fund - PWM Transition	19/10/2020	Buy - 2,152.0000 units of WMA @ 1.1130	Buy	File Adjustment	2,395.20		57,264.75	CR
18352506	Thomson Family Super Fund - PWM Transition	19/10/2020	Buy - 1,003.0000 units of WMA @ 1.2148	Buy	File Adjustment	1,218.43		56,046.32	CR
18352506	Thomson Family Super Fund - PWM Transition	19/10/2020	Buy - 398.0000 units of WMA @ 1.2572	Buy	File Adjustment	500.37		55,545.95	CR
18352506	Thomson Family Super Fund - PWM Transition	19/10/2020	Buy - 806.0000 units of WMA @ 1.2059	Buy	File Adjustment	971.95		54,574.00	CR
18352506	Thomson Family Super Fund - PWM Transition	19/10/2020	Sell - 7,446.0000 units of BAF @ 0.9452	Sell	File Adjustment		7,038.27	61,612.27	CR
18352506	Thomson Family Super Fund - PWM Transition	19/10/2020	Sell - 4,885.0000 units of BAF @ 0.9472	Sell	File Adjustment		4,627.14	66,239.41	CR
18352506	Thomson Family Super Fund - PWM Transition	19/10/2020	Sell - 3,198.0000 units of BAF @ 1.2030	Sell	File Adjustment		3,847.22	70,086.63	CR
18352506	Thomson Family Super Fund - PWM Transition	19/10/2020	Sell - 2,152.0000 units of BAF @ 1.1130	Sell	File Adjustment		2,395.20	72,481.83	CR
18352506	Thomson Family Super Fund - PWM Transition	19/10/2020	Sell - 1,003.0000 units of BAF @ 1.2148	Sell	File Adjustment		1,218.43	73,700.26	CR
18352506	Thomson Family Super Fund - PWM Transition	19/10/2020	Sell - 398.0000 units of BAF @ 1.2572	Sell	File Adjustment		500.37	74,200.63	CR
18352506	Thomson Family Super Fund - PWM Transition	19/10/2020	Sell - 806.0000 units of BAF @ 1.2059	Sell	File Adjustment		971.95	75,172.58	CR
18352505	Thomson Family Super Fund - PWM Listed Property	23/10/2020	Sell - 107.0000 units of DXS @ 9.2925	Sell			965.98	76,138.56	CR
18352505	Thomson Family Super Fund - PWM Listed Property	23/10/2020	Buy - 37.0000 units of GMG @ 18.5020	Buy		712.79		75,425.77	CR
18352501	Thomson Family Super Fund - PWM Alternative Asset	30/10/2020	Buy - 1,879.2912 units of MGE0006AU @ 1.7128	Buy		3,246.85		72,178.92	CR
18352505	Thomson Family Super Fund - PWM Listed Property	30/10/2020	Dividend from RFF	Dividend	Income Credit		29.47	72,208.39	CR
18352505	Thomson Family Super Fund - PWM Listed Property	30/10/2020	Dividend from CIP	Dividend	Income Credit		11.09	72,219.48	CR
18352505	Thomson Family Super Fund - PWM Listed Property	03/11/2020	Buy - 385.0000 units of CLW @ 4.7886	Buy		1,872.19		70,347.29	CR

Cash Statement - Settled Basis

From Wednesday, July 1, 2020 to Wednesday, June 30, 2021

Thomson Family Super Fund

18352501	Thomson Family Super Fund - PWM Alternative Asset	03/11/2020	Sell - 15.0000 units of GOLD @ 248.8713	Sell		3,703.90	74,051.19	CR
18352505	Thomson Family Super Fund - PWM Listed Property	03/11/2020	Sell - 350.0000 units of RFF @ 2.4153	Sell		817.09	74,868.28	CR
18352502	Thomson Family Super Fund - PWM Australian Share	04/11/2020	Sell - 46.0000 units of RMD @ 27.4572	Sell		1,234.63	76,102.91	CR
18352502	Thomson Family Super Fund - PWM Australian Share	04/11/2020	Sell - 62.0000 units of QBE @ 8.2658	Sell		484.32	76,587.23	CR
18352502	Thomson Family Super Fund - PWM Australian Share	04/11/2020	Sell - 43.0000 units of OZL @ 14.5303	Sell		596.60	77,183.83	CR
18352502	Thomson Family Super Fund - PWM Australian Share	04/11/2020	Sell - 61.0000 units of FMG @ 17.2137	Sell		1,021.71	78,205.54	CR
18352502	Thomson Family Super Fund - PWM Australian Share	04/11/2020	Buy - 15.0000 units of BHP @ 33.8273	Buy	535.57		77,669.97	CR
18352502	Thomson Family Super Fund - PWM Australian Share	04/11/2020	Buy - 2.0000 units of CSL @ 286.0499	Buy	600.28		77,069.69	CR
18352502	Thomson Family Super Fund - PWM Australian Share	04/11/2020	Buy - 138.0000 units of CTD @ 14.6550	Buy	2,051.03		75,018.66	CR
18352502	Thomson Family Super Fund - PWM Australian Share	04/11/2020	Buy - 88.0000 units of HUB @ 21.5353	Buy	1,923.71		73,094.95	CR
18352506	Thomson Family Super Fund - PWM Transition	05/11/2020	Withdrawal - Portfolio Management Fee	Withdrawal	Cash Fee	24.13	73,070.82	CR
183525	Thomson Family Super Fund - Cash Portfolio	05/11/2020	Withdrawal - Portfolio Management Fee	Withdrawal	Cash Fee	0.12	73,070.70	CR
18352501	Thomson Family Super Fund - PWM Alternative Asset	05/11/2020	Withdrawal - Portfolio Management Fee	Withdrawal	Cash Fee	62.45	73,008.25	CR
18352502	Thomson Family Super Fund - PWM Australian Share	05/11/2020	Withdrawal - Portfolio Management Fee	Withdrawal	Cash Fee	210.18	72,798.07	CR
18352505	Thomson Family Super Fund - PWM Listed Property	05/11/2020	Withdrawal - Portfolio Management Fee	Withdrawal	Cash Fee	58.96	72,739.11	CR
18352504	Thomson Family Super Fund - PWM International Share	05/11/2020	Withdrawal - Portfolio Management Fee	Withdrawal	Cash Fee	291.14	72,447.97	CR
18352505	Thomson Family Super Fund - PWM Listed Property	06/11/2020	Dividend from ADI	Dividend	Income Credit	26.02	72,473.99	CR
18352505	Thomson Family Super Fund - PWM Listed Property	06/11/2020	Buy - 563.0000 units of NSR @ 1.8308	Buy	1,059.06		71,414.93	CR
18352505	Thomson Family Super Fund - PWM Listed Property	06/11/2020	Sell - 190.0000 units of WPR @ 2.7434	Sell		493.09	71,908.02	CR
18352505	Thomson Family Super Fund - PWM Listed Property	09/11/2020	Sell - 503.0000 units of GOZ @ 3.5848	Sell		1,774.58	73,682.60	CR
18352505	Thomson Family Super Fund - PWM Listed Property	10/11/2020	Buy - 604.0000 units of CQE @ 2.9612	Buy	1,817.12		71,865.48	CR
18352505	Thomson Family Super Fund - PWM Listed Property	11/11/2020	Buy - 1,774.0000 units of VCX @ 1.4428	Buy	2,588.33		69,277.15	CR
18352505	Thomson Family Super Fund - PWM Listed Property	11/11/2020	Sell - 248.0000 units of DXS @ 9.0337	Sell		2,211.65	71,488.80	CR
18352505	Thomson Family Super Fund - PWM Listed Property	12/11/2020	Sell - 283.0000 units of GPT @ 4.6999	Sell		1,301.65	72,790.45	CR
18352505	Thomson Family Super Fund - PWM Listed Property	12/11/2020	Buy - 44.0000 units of GMG @ 18.3745	Buy	836.74		71,953.71	CR
18352506	Thomson Family Super Fund - PWM Transition	26/11/2020	Dividend from NSC	Dividend	Income Credit	49.56	72,003.27	CR
18352501	Thomson Family Super Fund - PWM Alternative Asset	27/11/2020	Dividend from ACQ	Dividend	Income Credit	144.34	72,147.61	CR
18352502	Thomson Family Super Fund - PWM Australian Share	27/11/2020	Buy - 2,472.0000 units of PPHZ @ 1.5316	Buy	Share Exchange	3,786.03	68,361.58	CR
18352502	Thomson Family Super Fund - PWM Australian Share	27/11/2020	Sell - 618.0000 units of PPH @ 6.1263	Sell	Share Exchange	3,786.03	72,147.61	CR

Cash Statement - Settled Basis

From Wednesday, July 1, 2020 to Wednesday, June 30, 2021

Thomson Family Super Fund

18352502	Thomson Family Super Fund - PWM Australian Share	03/12/2020	Sell - 2,472.0000 units of PPHZ @ 1.5316	Sell	Share Exchange		3,786.03	75,933.64	CR
18352502	Thomson Family Super Fund - PWM Australian Share	03/12/2020	Buy - 2,472.0000 units of PPH @ 1.5316	Buy	Share Exchange	3,786.03		72,147.61	CR
18352502	Thomson Family Super Fund - PWM Australian Share	04/12/2020	Buy - 1,655.0000 units of M7T @ 1.3257	Buy		2,222.72		69,924.89	CR
18352506	Thomson Family Super Fund - PWM Transition	04/12/2020	Withdrawal - Portfolio Management Fee	Withdrawal	Cash Fee	23.56		69,901.33	CR
18352501	Thomson Family Super Fund - PWM Alternative Asset	04/12/2020	Withdrawal - Portfolio Management Fee	Withdrawal	Cash Fee	58.82		69,842.51	CR
183525	Thomson Family Super Fund - Cash Portfolio	04/12/2020	Withdrawal - Portfolio Management Fee	Withdrawal	Cash Fee	0.12		69,842.39	CR
18352504	Thomson Family Super Fund - PWM International Share	04/12/2020	Withdrawal - Portfolio Management Fee	Withdrawal	Cash Fee	287.48		69,554.91	CR
18352505	Thomson Family Super Fund - PWM Listed Property	04/12/2020	Withdrawal - Portfolio Management Fee	Withdrawal	Cash Fee	62.05		69,492.86	CR
18352502	Thomson Family Super Fund - PWM Australian Share	04/12/2020	Withdrawal - Portfolio Management Fee	Withdrawal	Cash Fee	216.96		69,275.90	CR
18352504	Thomson Family Super Fund - PWM International Share	07/12/2020	Buy - 19,737.2906 units of OPS8304AU @ 1.1735	Buy		23,189.75		46,086.15	CR
18352505	Thomson Family Super Fund - PWM Listed Property	07/12/2020	Sell - 846.0000 units of WPR @ 2.6940	Sell			2,250.40	48,336.55	CR
18352505	Thomson Family Super Fund - PWM Listed Property	10/12/2020	Buy - 854.0000 units of SCG @ 2.9447	Buy		2,543.56		45,792.99	CR
18352504	Thomson Family Super Fund - PWM International Share	10/12/2020	Buy - 19,483.0781 units of ETL1864AU @ 1.4496	Buy		28,270.67		17,522.32	CR
18352502	Thomson Family Super Fund - PWM Australian Share	10/12/2020	Dividend from NAB	Dividend	Income Credit		113.70	17,636.02	CR
18352504	Thomson Family Super Fund - PWM International Share	11/12/2020	Sell - 24,965.7969 units of ETL8482AU @ 1.2110	Sell			30,205.58	47,841.60	CR
18352504	Thomson Family Super Fund - PWM International Share	14/12/2020	Distribution from FSF5774AU	Dividend	Income Credit		59.92	47,901.52	CR
18352502	Thomson Family Super Fund - PWM Australian Share	17/12/2020	Dividend from RMD	Dividend	Income Credit		16.50	47,918.02	CR
18352502	Thomson Family Super Fund - PWM Australian Share	18/12/2020	Dividend from ELD	Dividend	Income Credit		57.07	47,975.09	CR
18352502	Thomson Family Super Fund - PWM Australian Share	22/12/2020	Dividend from MQG	Dividend	Income Credit		91.80	48,066.89	CR
18352502	Thomson Family Super Fund - PWM Australian Share	24/12/2020	Sell - 205.0000 units of IVC @ 11.3402	Sell			2,296.00	50,362.89	CR
18352502	Thomson Family Super Fund - PWM Australian Share	29/12/2020	Sell - 241.0000 units of QBE @ 8.7550	Sell			2,081.29	52,444.18	CR
18352502	Thomson Family Super Fund - PWM Australian Share	07/01/2021	Withdrawal - Portfolio Management Fee	Withdrawal	Cash Fee	226.03		52,218.15	CR
18352504	Thomson Family Super Fund - PWM International Share	07/01/2021	Withdrawal - Portfolio Management Fee	Withdrawal	Cash Fee	305.82		51,912.33	CR
183525	Thomson Family Super Fund - Cash Portfolio	07/01/2021	Withdrawal - Portfolio Management Fee	Withdrawal	Cash Fee	0.12		51,912.21	CR
18352501	Thomson Family Super Fund - PWM Alternative Asset	07/01/2021	Withdrawal - Portfolio Management Fee	Withdrawal	Cash Fee	61.12		51,851.09	CR
18352505	Thomson Family Super Fund - PWM Listed Property	07/01/2021	Withdrawal - Portfolio Management Fee	Withdrawal	Cash Fee	64.71		51,786.38	CR
18352506	Thomson Family Super Fund - PWM Transition	07/01/2021	Withdrawal - Portfolio Management Fee	Withdrawal	Cash Fee	24.97		51,761.41	CR
18352505	Thomson Family Super Fund - PWM Listed Property	15/01/2021	Buy - 463.0000 units of WPR @ 2.5056	Buy		1,188.45		50,572.96	CR
18352504	Thomson Family Super Fund - PWM International Share	15/01/2021	Deposit - OPS8304AU Fee Rebate Dec 20	Deposit	Other Fees		3.16	50,576.12	CR

Cash Statement - Settled Basis

From Wednesday, July 1, 2020 to Wednesday, June 30, 2021

Thomson Family Super Fund

18352504	Thomson Family Super Fund - PWM International Share	15/01/2021	Distribution from MGE0007AU	Dividend	Income Credit		1,246.81	51,822.93	CR
18352501	Thomson Family Super Fund - PWM Alternative Asset	15/01/2021	Distribution from MGE0006AU	Dividend	Income Credit		399.10	52,222.03	CR
18352505	Thomson Family Super Fund - PWM Listed Property	15/01/2021	Sell - 695.0000 units of RFF @ 2.5031	Sell			1,711.11	53,933.14	CR
18352505	Thomson Family Super Fund - PWM Listed Property	21/01/2021	Dividend from CQE	Dividend	Income Credit		22.65	53,955.79	CR
18352505	Thomson Family Super Fund - PWM Listed Property	28/01/2021	Dividend from CIP	Dividend	Income Credit		23.46	53,979.25	CR
18352505	Thomson Family Super Fund - PWM Listed Property	29/01/2021	Dividend from RFF	Dividend	Income Credit		19.60	53,998.85	CR
18352502	Thomson Family Super Fund - PWM Australian Share	03/02/2021	Buy - 670.0000 units of TLS @ 3.1464	Buy		2,136.76		51,862.09	CR
18352502	Thomson Family Super Fund - PWM Australian Share	03/02/2021	Buy - 668.0000 units of NTO @ 3.1583	Buy		2,138.41		49,723.68	CR
18352502	Thomson Family Super Fund - PWM Australian Share	03/02/2021	Buy - 83.0000 units of HUB @ 23.5759	Buy		1,985.42		47,738.26	CR
18352502	Thomson Family Super Fund - PWM Australian Share	03/02/2021	Buy - 807.0000 units of IPL @ 2.7329	Buy		2,234.15		45,504.11	CR
18352502	Thomson Family Super Fund - PWM Australian Share	03/02/2021	Buy - 88.0000 units of NAB @ 23.7623	Buy		2,119.74		43,384.37	CR
18352502	Thomson Family Super Fund - PWM Australian Share	03/02/2021	Sell - 20.0000 units of XRO @ 131.5685	Sell			2,602.54	45,986.91	CR
18352502	Thomson Family Super Fund - PWM Australian Share	03/02/2021	Sell - 27.0000 units of CBA @ 84.4285	Sell			2,250.85	48,237.76	CR
18352506	Thomson Family Super Fund - PWM Transition	04/02/2021	Withdrawal - Portfolio Management Fee	Withdrawal	Cash Fee	26.13		48,211.63	CR
18352505	Thomson Family Super Fund - PWM Listed Property	04/02/2021	Withdrawal - Portfolio Management Fee	Withdrawal	Cash Fee	63.66		48,147.97	CR
18352501	Thomson Family Super Fund - PWM Alternative Asset	04/02/2021	Withdrawal - Portfolio Management Fee	Withdrawal	Cash Fee	61.09		48,086.88	CR
183525	Thomson Family Super Fund - Cash Portfolio	04/02/2021	Withdrawal - Portfolio Management Fee	Withdrawal	Cash Fee	0.12		48,086.76	CR
18352502	Thomson Family Super Fund - PWM Australian Share	04/02/2021	Withdrawal - Portfolio Management Fee	Withdrawal	Cash Fee	226.19		47,860.57	CR
18352504	Thomson Family Super Fund - PWM International Share	04/02/2021	Withdrawal - Portfolio Management Fee	Withdrawal	Cash Fee	309.88		47,550.69	CR
18352505	Thomson Family Super Fund - PWM Listed Property	12/02/2021	Dividend from CLW	Dividend	Income Credit		28.11	47,578.80	CR
18352505	Thomson Family Super Fund - PWM Listed Property	12/02/2021	Buy - 226.0000 units of DXS @ 8.6196	Buy		1,976.64		45,602.16	CR
18352505	Thomson Family Super Fund - PWM Listed Property	12/02/2021	Sell - 490.0000 units of MGR @ 2.3637	Sell			1,129.85	46,732.01	CR
18352505	Thomson Family Super Fund - PWM Listed Property	12/02/2021	Sell - 220.0000 units of SCG @ 2.7728	Sell			581.83	47,313.84	CR
18352505	Thomson Family Super Fund - PWM Listed Property	23/02/2021	Sell - 634.0000 units of SCG @ 2.7149	Sell			1,692.71	49,006.55	CR
18352502	Thomson Family Super Fund - PWM Australian Share	24/02/2021	Sell - 166.0000 units of OZL @ 22.6280	Sell			3,727.07	52,733.62	CR
18352505	Thomson Family Super Fund - PWM Listed Property	25/02/2021	Dividend from GMG	Dividend	Income Credit		113.70	52,847.32	CR
18352502	Thomson Family Super Fund - PWM Australian Share	25/02/2021	Dividend from GMG	Dividend	Income Credit		33.15	52,880.47	CR
18352505	Thomson Family Super Fund - PWM Listed Property	26/02/2021	Dividend from GPT	Dividend	Income Credit		149.03	53,029.50	CR
18352505	Thomson Family Super Fund - PWM Listed Property	26/02/2021	Dividend from SCG	Dividend	Income Credit		44.38	53,073.88	CR

Cash Statement - Settled Basis

From Wednesday, July 1, 2020 to Wednesday, June 30, 2021

Thomson Family Super Fund

18352505	Thomson Family Super Fund - PWM Listed Property	26/02/2021	Dividend from SGP	Dividend	Income Credit		171.20	53,245.08	CR
18352505	Thomson Family Super Fund - PWM Listed Property	26/02/2021	Dividend from CHC	Dividend	Income Credit		16.09	53,261.17	CR
18352505	Thomson Family Super Fund - PWM Listed Property	26/02/2021	Dividend from CHC	Dividend	Income Credit		23.98	53,285.15	CR
18352505	Thomson Family Super Fund - PWM Listed Property	26/02/2021	Dividend from DXS	Dividend	Income Credit		94.46	53,379.61	CR
18352505	Thomson Family Super Fund - PWM Listed Property	01/03/2021	Dividend from NSR	Dividend	Income Credit		44.76	53,424.37	CR
18352505	Thomson Family Super Fund - PWM Listed Property	01/03/2021	Dividend from MGR	Dividend	Income Credit		106.56	53,530.93	CR
18352505	Thomson Family Super Fund - PWM Listed Property	01/03/2021	Buy - 571.0000 units of GOZ @ 3.1241	Buy		1,812.42		51,718.51	CR
18352505	Thomson Family Super Fund - PWM Listed Property	02/03/2021	Dividend from VCX	Dividend	Income Credit		122.50	51,841.01	CR
18352502	Thomson Family Super Fund - PWM Australian Share	03/03/2021	Buy - 709.0000 units of TLS @ 3.1391	Buy		2,254.32		49,586.69	CR
18352502	Thomson Family Super Fund - PWM Australian Share	03/03/2021	Sell - 481.0000 units of OSH @ 4.2995	Sell			2,039.41	51,626.10	CR
18352502	Thomson Family Super Fund - PWM Australian Share	03/03/2021	Sell - 292.0000 units of LLC @ 13.5430	Sell			3,925.31	55,551.41	CR
18352506	Thomson Family Super Fund - PWM Transition	04/03/2021	Withdrawal - Portfolio Management Fee	Withdrawal	Cash Fee	23.60		55,527.81	CR
183525	Thomson Family Super Fund - Cash Portfolio	04/03/2021	Withdrawal - Portfolio Management Fee	Withdrawal	Cash Fee	0.11		55,527.70	CR
18352501	Thomson Family Super Fund - PWM Alternative Asset	04/03/2021	Withdrawal - Portfolio Management Fee	Withdrawal	Cash Fee	54.24		55,473.46	CR
18352505	Thomson Family Super Fund - PWM Listed Property	04/03/2021	Withdrawal - Portfolio Management Fee	Withdrawal	Cash Fee	56.67		55,416.79	CR
18352504	Thomson Family Super Fund - PWM International Share	04/03/2021	Withdrawal - Portfolio Management Fee	Withdrawal	Cash Fee	283.08		55,133.71	CR
18352502	Thomson Family Super Fund - PWM Australian Share	04/03/2021	Withdrawal - Portfolio Management Fee	Withdrawal	Cash Fee	209.63		54,924.08	CR
18352502	Thomson Family Super Fund - PWM Australian Share	17/03/2021	Dividend from LLC	Dividend	Income Credit		16.29	54,940.37	CR
18352502	Thomson Family Super Fund - PWM Australian Share	17/03/2021	Dividend from LLC	Dividend	Income Credit		11.21	54,951.58	CR
18352502	Thomson Family Super Fund - PWM Australian Share	17/03/2021	Dividend from LLC	Dividend	Income Credit		16.29	54,967.87	CR
18352506	Thomson Family Super Fund - PWM Transition	18/03/2021	Dividend from NSC	Dividend	Income Credit		49.56	55,017.43	CR
18352502	Thomson Family Super Fund - PWM Australian Share	18/03/2021	Dividend from RMD	Dividend	Income Credit		15.38	55,032.81	CR
18352502	Thomson Family Super Fund - PWM Australian Share	23/03/2021	Dividend from ALU	Dividend	Income Credit		48.64	55,081.45	CR
18352502	Thomson Family Super Fund - PWM Australian Share	23/03/2021	Dividend from BHP	Dividend	Income Credit		156.05	55,237.50	CR
18352501	Thomson Family Super Fund - PWM Alternative Asset	23/03/2021	Buy - 13,356.2366 units of UBS0064AU @ 1.2595	Buy		16,850.18		38,387.32	CR
18352502	Thomson Family Super Fund - PWM Australian Share	24/03/2021	Dividend from ASX	Dividend	Income Credit		158.48	38,545.80	CR
18352502	Thomson Family Super Fund - PWM Australian Share	24/03/2021	Dividend from WPL	Dividend	Income Credit		38.09	38,583.89	CR
18352502	Thomson Family Super Fund - PWM Australian Share	24/03/2021	Dividend from FMG	Dividend	Income Credit		893.76	39,477.65	CR
18352502	Thomson Family Super Fund - PWM Australian Share	25/03/2021	Dividend from OSH	Dividend	Income Credit		3.25	39,480.90	CR

Cash Statement - Settled Basis

From Wednesday, July 1, 2020 to Wednesday, June 30, 2021

Thomson Family Super Fund

18352501	Thomson Family Super Fund - PWM Alternative Asset	25/03/2021	Sell - 10,475.0575 units of MGE0006AU @ 1.6539	Sell		17,296.70	56,777.60	CR
18352505	Thomson Family Super Fund - PWM Listed Property	26/03/2021	Sell - 385.0000 units of CLW @ 4.7367	Sell		1,795.06	58,572.66	CR
18352502	Thomson Family Super Fund - PWM Australian Share	26/03/2021	Dividend from OZL	Dividend	Income Credit	109.82	58,682.48	CR
18352502	Thomson Family Super Fund - PWM Australian Share	26/03/2021	Dividend from TLS	Dividend	Income Credit	20.10	58,702.58	CR
18352502	Thomson Family Super Fund - PWM Australian Share	26/03/2021	Dividend from TLS	Dividend	Income Credit	33.50	58,736.08	CR
18352502	Thomson Family Super Fund - PWM Australian Share	26/03/2021	Dividend from IEL	Dividend	Income Credit	13.04	58,749.12	CR
18352502	Thomson Family Super Fund - PWM Australian Share	26/03/2021	Dividend from EVN	Dividend	Income Credit	67.97	58,817.09	CR
18352505	Thomson Family Super Fund - PWM Listed Property	26/03/2021	Buy - 778.0000 units of WPR @ 2.4941	Buy		1,969.02	56,848.07	CR
18352505	Thomson Family Super Fund - PWM Listed Property	26/03/2021	Buy - 93.0000 units of CHC @ 13.2607	Buy		1,261.64	55,586.43	CR
18352502	Thomson Family Super Fund - PWM Australian Share	30/03/2021	Dividend from CBA	Dividend	Income Credit	282.00	55,868.43	CR
18352504	Thomson Family Super Fund - PWM International Share	31/03/2021	Dividend from WQG	Dividend	Income Credit	655.24	56,523.67	CR
18352502	Thomson Family Super Fund - PWM Australian Share	31/03/2021	Dividend from WES	Dividend	Income Credit	75.68	56,599.35	CR
18352502	Thomson Family Super Fund - PWM Australian Share	01/04/2021	Dividend from CSL	Dividend	Income Credit	56.66	56,656.01	CR
18352505	Thomson Family Super Fund - PWM Listed Property	01/04/2021	Sell - 790.0000 units of VCX @ 1.6292	Sell		1,258.67	57,914.68	CR
18352505	Thomson Family Super Fund - PWM Listed Property	07/04/2021	Dividend from LIC	Dividend	Income Credit	6.54	57,921.22	CR
18352502	Thomson Family Super Fund - PWM Australian Share	07/04/2021	Buy - 59.0000 units of BHP @ 45.6292	Buy		2,720.97	55,200.25	CR
18352502	Thomson Family Super Fund - PWM Australian Share	07/04/2021	Buy - 984.0000 units of IPL @ 2.9222	Buy		2,904.35	52,295.90	CR
18352502	Thomson Family Super Fund - PWM Australian Share	07/04/2021	Buy - 311.0000 units of QBE @ 9.7657	Buy		3,066.08	49,229.82	CR
18352506	Thomson Family Super Fund - PWM Transition	08/04/2021	Withdrawal - Portfolio Management Fee	Withdrawal	Cash Fee	25.34	49,204.48	CR
18352505	Thomson Family Super Fund - PWM Listed Property	08/04/2021	Withdrawal - Portfolio Management Fee	Withdrawal	Cash Fee	65.95	49,138.53	CR
18352501	Thomson Family Super Fund - PWM Alternative Asset	08/04/2021	Withdrawal - Portfolio Management Fee	Withdrawal	Cash Fee	60.12	49,078.41	CR
183525	Thomson Family Super Fund - Cash Portfolio	08/04/2021	Withdrawal - Portfolio Management Fee	Withdrawal	Cash Fee	0.12	49,078.29	CR
18352501	Thomson Family Super Fund - PWM Alternative Asset	08/04/2021	Distribution from UBS0064AU	Dividend	Income Credit	40.07	49,118.36	CR
18352502	Thomson Family Super Fund - PWM Australian Share	08/04/2021	Withdrawal - Portfolio Management Fee	Withdrawal	Cash Fee	228.46	48,889.90	CR
18352504	Thomson Family Super Fund - PWM International Share	08/04/2021	Withdrawal - Portfolio Management Fee	Withdrawal	Cash Fee	305.23	48,584.67	CR
18352502	Thomson Family Super Fund - PWM Australian Share	13/04/2021	Dividend from CNU	Dividend	Income Credit	60.11	48,644.78	CR
18352504	Thomson Family Super Fund - PWM International Share	15/04/2021	Deposit - OPS8304AU Fee Rebate for Period Ended March 2021	Deposit	Other Fees	11.16	48,655.94	CR
18352502	Thomson Family Super Fund - PWM Australian Share	19/04/2021	Dividend from HUB	Dividend	Income Credit	7.70	48,663.64	CR
18352502	Thomson Family Super Fund - PWM Australian Share	20/04/2021	Dividend from COH	Dividend	Income Credit	67.85	48,731.49	CR

Cash Statement - Settled Basis

From Wednesday, July 1, 2020 to Wednesday, June 30, 2021

Thomson Family Super Fund

18352505	Thomson Family Super Fund - PWM Listed Property	21/04/2021	Dividend from CQE	Dividend	Income Credit		24.76	48,756.25	CR
18352505	Thomson Family Super Fund - PWM Listed Property	21/04/2021	Dividend from EGH	Dividend	Income Credit		36.49	48,792.74	CR
18352502	Thomson Family Super Fund - PWM Australian Share	28/04/2021	Buy - 1,069.0000 units of TLS @ 3.3858	Buy		3,648.56		45,144.18	CR
18352502	Thomson Family Super Fund - PWM Australian Share	28/04/2021	Buy - 33.0000 units of WES @ 55.3039	Buy		1,853.60		43,290.58	CR
18352502	Thomson Family Super Fund - PWM Australian Share	28/04/2021	Buy - 133.0000 units of CTD @ 19.6571	Buy		2,643.21		40,647.37	CR
18352502	Thomson Family Super Fund - PWM Australian Share	28/04/2021	Sell - 221.0000 units of GMG @ 19.0326	Sell			4,176.87	44,824.24	CR
18352505	Thomson Family Super Fund - PWM Listed Property	28/04/2021	Sell - 651.0000 units of NSR @ 2.0476	Sell			1,304.57	46,128.81	CR
18352504	Thomson Family Super Fund - PWM International Share	29/04/2021	Buy - 19,072.3990 units of ETL1864AU @ 1.6119	Buy		30,770.80		15,358.01	CR
18352504	Thomson Family Super Fund - PWM International Share	29/04/2021	Buy - 49,355.4139 units of ACM0009AU @ 1.7418	Buy		85,995.26		70,637.25	DR
18352504	Thomson Family Super Fund - PWM International Share	29/04/2021	Buy - 5,312.8676 units of OPS8304AU @ 1.2300	Buy		6,562.79		77,200.04	DR
18352505	Thomson Family Super Fund - PWM Listed Property	29/04/2021	Dividend from CIP	Dividend	Income Credit		23.46	77,176.58	DR
18352506	Thomson Family Super Fund - PWM Transition	30/04/2021	Dividend from WMA	Dividend	Income Credit		198.88	76,977.70	DR
18352505	Thomson Family Super Fund - PWM Listed Property	30/04/2021	Buy - 256.0000 units of MGR @ 2.6475	Buy		705.97		77,683.67	DR
18352504	Thomson Family Super Fund - PWM International Share	03/05/2021	Sell - 37,554.5178 units of MGE0007AU @ 1.9693	Sell			73,928.11	3,755.56	DR
18352504	Thomson Family Super Fund - PWM International Share	04/05/2021	Sell - 23,651.0506 units of ETL8482AU @ 1.3045	Sell			30,824.80	27,069.24	CR
18352502	Thomson Family Super Fund - PWM Australian Share	05/05/2021	Sell - 250.0000 units of EVN @ 4.5852	Sell			1,117.94	28,187.18	CR
18352502	Thomson Family Super Fund - PWM Australian Share	05/05/2021	Sell - 91.0000 units of FMG @ 22.4972	Sell			2,018.60	30,205.78	CR
18352502	Thomson Family Super Fund - PWM Australian Share	05/05/2021	Sell - 39.0000 units of HUB @ 24.9261	Sell			943.81	31,149.59	CR
18352502	Thomson Family Super Fund - PWM Australian Share	05/05/2021	Sell - 266.0000 units of CNU @ 6.2618	Sell			1,637.11	32,786.70	CR
18352502	Thomson Family Super Fund - PWM Australian Share	05/05/2021	Sell - 17.0000 units of XRO @ 139.9133	Sell			2,349.79	35,136.49	CR
18352502	Thomson Family Super Fund - PWM Australian Share	05/05/2021	Sell - 89.0000 units of OZL @ 24.0191	Sell			2,109.02	37,245.51	CR
18352502	Thomson Family Super Fund - PWM Australian Share	05/05/2021	Buy - 384.0000 units of IPL @ 2.6439	Buy		1,043.58		36,201.93	CR
18352502	Thomson Family Super Fund - PWM Australian Share	05/05/2021	Buy - 405.0000 units of NTO @ 3.1479	Buy		1,303.30		34,898.63	CR
18352502	Thomson Family Super Fund - PWM Australian Share	05/05/2021	Buy - 729.0000 units of NEA @ 2.0725	Buy		1,539.33		33,359.30	CR
18352502	Thomson Family Super Fund - PWM Australian Share	05/05/2021	Sell - 27.0000 units of ASX @ 72.4774	Sell			1,928.27	35,287.57	CR
18352504	Thomson Family Super Fund - PWM International Share	06/05/2021	Withdrawal - Portfolio Management Fee	Withdrawal	Cash Fee	308.79		34,978.78	CR
18352502	Thomson Family Super Fund - PWM Australian Share	06/05/2021	Withdrawal - Portfolio Management Fee	Withdrawal	Cash Fee	227.45		34,751.33	CR
18352506	Thomson Family Super Fund - PWM Transition	06/05/2021	Withdrawal - Portfolio Management Fee	Withdrawal	Cash Fee	24.69		34,726.64	CR
18352505	Thomson Family Super Fund - PWM Listed Property	06/05/2021	Withdrawal - Portfolio Management Fee	Withdrawal	Cash Fee	65.24		34,661.40	CR

Cash Statement - Settled Basis

From Wednesday, July 1, 2020 to Wednesday, June 30, 2021

Thomson Family Super Fund

183525	Thomson Family Super Fund - Cash Portfolio	06/05/2021	Withdrawal - Portfolio Management Fee	Withdrawal	Cash Fee	0.12		34,661.28	CR
18352501	Thomson Family Super Fund - PWM Alternative Asset	06/05/2021	Withdrawal - Portfolio Management Fee	Withdrawal	Cash Fee	59.13		34,602.15	CR
18352505	Thomson Family Super Fund - PWM Listed Property	12/05/2021	Sell - 359.0000 units of MGR @ 2.8008	Sell			977.17	35,579.32	CR
18352505	Thomson Family Super Fund - PWM Listed Property	17/05/2021	Sell - 244.0000 units of MGR @ 2.7025	Sell			631.20	36,210.52	CR
18352502	Thomson Family Super Fund - PWM Australian Share	17/05/2021	Sell - 54.0000 units of NAB @ 25.9436	Sell			1,372.51	37,583.03	CR
18352506	Thomson Family Super Fund - PWM Transition	26/05/2021	Dividend from NSC	Dividend	Income Credit		49.56	37,632.59	CR
18352501	Thomson Family Super Fund - PWM Alternative Asset	27/05/2021	Dividend from ACQ	Dividend	Income Credit		153.96	37,786.55	CR
18352505	Thomson Family Super Fund - PWM Listed Property	01/06/2021	Sell - 468.0000 units of NSR @ 2.0800	Sell			945.13	38,731.68	CR
18352502	Thomson Family Super Fund - PWM Australian Share	03/06/2021	Sell - 22.0000 units of OZL @ 25.6740	Sell			536.65	39,268.33	CR
18352502	Thomson Family Super Fund - PWM Australian Share	03/06/2021	Sell - 537.0000 units of NEA @ 1.7129	Sell			891.54	40,159.87	CR
18352502	Thomson Family Super Fund - PWM Australian Share	03/06/2021	Sell - 13.0000 units of XRO @ 131.4669	Sell			1,680.54	41,840.41	CR
18352502	Thomson Family Super Fund - PWM Australian Share	03/06/2021	Buy - 54.0000 units of WOW @ 41.7800	Buy		2,284.83		39,555.58	CR
18352502	Thomson Family Super Fund - PWM Australian Share	03/06/2021	Buy - 690.0000 units of PPH @ 1.6259	Buy		1,150.22		38,405.36	CR
18352502	Thomson Family Super Fund - PWM Australian Share	03/06/2021	Buy - 313.0000 units of IPL @ 2.2751	Buy		740.33		37,665.03	CR
18352502	Thomson Family Super Fund - PWM Australian Share	03/06/2021	Buy - 5.0000 units of CSL @ 287.8778	Buy		1,467.85		36,197.18	CR
18352506	Thomson Family Super Fund - PWM Transition	04/06/2021	Withdrawal - Portfolio Management Fee	Withdrawal	Cash Fee	25.44		36,171.74	CR
18352501	Thomson Family Super Fund - PWM Alternative Asset	04/06/2021	Withdrawal - Portfolio Management Fee	Withdrawal	Cash Fee	62.48		36,109.26	CR
183525	Thomson Family Super Fund - Cash Portfolio	04/06/2021	Withdrawal - Portfolio Management Fee	Withdrawal	Cash Fee	0.12		36,109.14	CR
18352505	Thomson Family Super Fund - PWM Listed Property	04/06/2021	Withdrawal - Portfolio Management Fee	Withdrawal	Cash Fee	68.38		36,040.76	CR
18352502	Thomson Family Super Fund - PWM Australian Share	04/06/2021	Withdrawal - Portfolio Management Fee	Withdrawal	Cash Fee	237.06		35,803.70	CR
18352504	Thomson Family Super Fund - PWM International Share	04/06/2021	Withdrawal - Portfolio Management Fee	Withdrawal	Cash Fee	315.42		35,488.28	CR
18352502	Thomson Family Super Fund - PWM Australian Share	04/06/2021	Sell - 495.0000 units of JHC @ 1.0993	Sell			515.98	36,004.26	CR
18352502	Thomson Family Super Fund - PWM Australian Share	04/06/2021	Sell - 523.0000 units of JHC @ 1.0994	Sell			546.81	36,551.07	CR
18352502	Thomson Family Super Fund - PWM Australian Share	11/06/2021	Sell - 557.0000 units of NEA @ 1.8535	Sell			1,004.08	37,555.15	CR
183525	Thomson Family Super Fund - Cash Portfolio	11/06/2021	Deposit - Cash Transfer from Portfolio 18352506	Deposit			2,000.00	39,555.15	CR
183525	Thomson Family Super Fund - Cash Portfolio	11/06/2021	Deposit - Cash Transfer from Portfolio 18352504	Deposit			4,000.00	43,555.15	CR
18352504	Thomson Family Super Fund - PWM International Share	11/06/2021	Withdrawal - Cash Transfer to Portfolio 183525	Withdrawal		4,000.00		39,555.15	CR
183525	Thomson Family Super Fund - Cash Portfolio	11/06/2021	Withdrawal - MdaToMcmaTopUp	Withdrawal		6,000.00		33,555.15	CR
18352506	Thomson Family Super Fund - PWM Transition	11/06/2021	Withdrawal - Cash Transfer to Portfolio 183525	Withdrawal		2,000.00		31,555.15	CR

Cash Statement - Settled Basis

From Wednesday, July 1, 2020 to Wednesday, June 30, 2021

Thomson Family Super Fund

18352505	Thomson Family Super Fund - PWM Listed Property	15/06/2021	Buy - 302.0000 units of GPT @ 4.8801	Buy		1,502.26		30,052.89	CR
18352505	Thomson Family Super Fund - PWM Listed Property	15/06/2021	Sell - 455.0000 units of MGR @ 2.9707	Sell			1,323.24	31,376.13	CR
18352505	Thomson Family Super Fund - PWM Listed Property	16/06/2021	Sell - 48.0000 units of LIC @ 13.8288	Sell			635.57	32,011.70	CR
18352505	Thomson Family Super Fund - PWM Listed Property	16/06/2021	Buy - 71.0000 units of GMG @ 20.6314	Buy		1,493.29		30,518.41	CR
18352505	Thomson Family Super Fund - PWM Listed Property	16/06/2021	Buy - 179.0000 units of CIP @ 3.7158	Buy		693.34		29,825.07	CR
18352502	Thomson Family Super Fund - PWM Australian Share	17/06/2021	Dividend from RMD	Dividend	Income Credit		15.44	29,840.51	CR
18352502	Thomson Family Super Fund - PWM Australian Share	18/06/2021	Dividend from ELD	Dividend	Income Credit		87.80	29,928.31	CR
18352502	Thomson Family Super Fund - PWM Australian Share	21/06/2021	Sell - 386.0000 units of NEA @ 1.8238	Sell			675.77	30,604.08	CR
18352502	Thomson Family Super Fund - PWM Australian Share	21/06/2021	Sell - 865.0000 units of M7T @ 0.9925	Sell			830.24	31,434.32	CR
18352502	Thomson Family Super Fund - PWM Australian Share	28/06/2021	Sell - 469.0000 units of NEA @ 1.9320	Sell			877.82	32,312.14	CR
18352505	Thomson Family Super Fund - PWM Listed Property	28/06/2021	Sell - 2,074.0000 units of EGH @ 0.5755	Sell			1,165.22	33,477.36	CR
18352502	Thomson Family Super Fund - PWM Australian Share	30/06/2021	Sell - 400.0000 units of NEA @ 1.8276	Sell			702.81	34,180.17	CR
18352502	Thomson Family Super Fund - PWM Australian Share	30/06/2021	Sell - 790.0000 units of M7T @ 1.0446	Sell			796.97	34,977.14	CR
18352502	Thomson Family Super Fund - PWM Australian Share	30/06/2021	Buy - 22.0000 units of WES @ 58.3515	Buy		1,312.13		33,665.01	CR
AUD Cash - Closing Balance								33,665.01	CR

** Includes the estimated value of Managed Fund redemptions and applications processed but awaiting confirmation by external registries

Data reflected in this report may be derived from an external source. If from an external source, it is assumed to be correct at the time this report is produced. Investment Administration Services Pty Limited does not assume responsibility for any inaccurate data provided by the external source. The information in this report is not intended to provide advice, as it does not take into account your personal objectives, financial situation or needs. The information is given in good faith and is derived from sources believed to be accurate. Please note that information contained in this report will be incorrect or incomplete if data supplied to us is incorrect. To the extent permitted by law no liability is accepted for any loss or damage as a result of reliance on this information. IAS does not guarantee the repayment of capital, payment of income or the performance of any particular investment.

Cash, Unsettled Securities and Accrued Income/Expenses

As at Wednesday, July 1, 2020 and Wednesday, June 30, 2021

Thomson Family Super Fund

Portfolio Code	Portfolio Name	Transaction Date	Settlement Date	Security Code	Description	Type	Amount (AUD)
Cash, Unsettled Securities and Accrued Income/Expenses as at Wednesday, July 1, 2020							
Cash							
Z9183525	Thomson Family Super Fund			CASH_INV_AUD	Cash as at 01/07/2020		\$46,467.41
Unsettled Securities							
Z9183525	Thomson Family Super Fund				There are no Unsettled Securities		\$0.00
Accrued Income							
Z9183525	Thomson Family Super Fund	06/03/2020	16/07/2020	NST	Dividend from NST	Dividend	\$67.50
Z9183525	Thomson Family Super Fund	26/03/2020	15/10/2020	HLS	Dividend from HLS	Dividend	\$56.13
Z9183525	Thomson Family Super Fund	18/05/2020	03/07/2020	MQG	Dividend from MQG	Dividend	\$138.60
Z9183525	Thomson Family Super Fund	29/06/2020	31/07/2020	RFF	Dividend from RFF	Dividend	\$29.45
Z9183525	Thomson Family Super Fund	29/06/2020	10/08/2020	COF	Dividend from COF	Dividend	\$22.83
Z9183525	Thomson Family Super Fund	29/06/2020	10/08/2020	CIP	Dividend from CIP	Dividend	\$31.70
Z9183525	Thomson Family Super Fund	29/06/2020	21/08/2020	ADI	Dividend from ADI	Dividend	\$35.36
Z9183525	Thomson Family Super Fund	29/06/2020	28/08/2020	GMG	Dividend from GMG	Dividend	\$14.19
Z9183525	Thomson Family Super Fund	29/06/2020	28/08/2020	GMG	Dividend from GMG	Dividend	\$5.16
Z9183525	Thomson Family Super Fund	29/06/2020	28/08/2020	DXS	Dividend from DXS	Dividend	\$141.32
Z9183525	Thomson Family Super Fund	29/06/2020	28/08/2020	DXS	Dividend from DXS	Dividend	\$34.59
Z9183525	Thomson Family Super Fund	29/06/2020	28/08/2020	GMG	Dividend from GMG	Dividend	\$75.13
Z9183525	Thomson Family Super Fund	29/06/2020	28/08/2020	GMG	Dividend from GMG	Dividend	\$27.32
Z9183525	Thomson Family Super Fund	29/06/2020	31/08/2020	CHC	Dividend from CHC	Dividend	\$26.04
Z9183525	Thomson Family Super Fund	29/06/2020	31/08/2020	CHC	Dividend from CHC	Dividend	\$19.15
Z9183525	Thomson Family Super Fund	29/06/2020	31/08/2020	GDI	Dividend from GDI	Dividend	\$35.46
Z9183525	Thomson Family Super Fund	29/06/2020	31/08/2020	SGP	Dividend from SGP	Dividend	\$133.67
Z9183525	Thomson Family Super Fund	29/06/2020	31/08/2020	ABP	Dividend from ABP	Dividend	\$68.78
Z9183525	Thomson Family Super Fund	29/06/2020	31/08/2020	GOZ	Dividend from GOZ	Dividend	\$95.50
Z9183525	Thomson Family Super Fund	29/06/2020	14/09/2020	MGR	Dividend from MGR	Dividend	\$64.53
Z9183525	Thomson Family Super Fund	30/06/2020	09/07/2020	MAQ0410AU	Distribution from MAQ0410AU	Dividend	\$1,014.87
Z9183525	Thomson Family Super Fund	30/06/2020	14/07/2020	MGE0007AU	Distribution from MGE0007AU	Dividend	\$3,577.70
Z9183525	Thomson Family Super Fund	30/06/2020	14/07/2020	MGE0006AU	Distribution from MGE0006AU	Dividend	\$386.81

Cash, Unsettled Securities and Accrued Income/Expenses

As at Wednesday, July 1, 2020 and Wednesday, June 30, 2021

Thomson Family Super Fund

Portfolio Code	Portfolio Name	Transaction Date	Settlement Date	Security Code	Description	Type	Amount (AUD)
Expenses							
Z9183525	Thomson Family Super Fund	30/06/2020	06/07/2020	CASH_INV_AUD	Withdrawal - Portfolio Management Fee	Withdrawal	(\$0.12)
Z9183525	Thomson Family Super Fund	30/06/2020	06/07/2020	CASH_INV_AUD	Withdrawal - Portfolio Management Fee	Withdrawal	(\$193.80)
Z9183525	Thomson Family Super Fund	30/06/2020	06/07/2020	CASH_INV_AUD	Withdrawal - Portfolio Management Fee	Withdrawal	(\$57.65)
Z9183525	Thomson Family Super Fund	30/06/2020	06/07/2020	CASH_INV_AUD	Withdrawal - Portfolio Management Fee	Withdrawal	(\$262.91)
Z9183525	Thomson Family Super Fund	30/06/2020	06/07/2020	CASH_INV_AUD	Withdrawal - Portfolio Management Fee	Withdrawal	(\$17.61)
Z9183525	Thomson Family Super Fund	30/06/2020	06/07/2020	CASH_INV_AUD	Withdrawal - Portfolio Management Fee	Withdrawal	(\$53.40)

Cash, Unsettled Securities and Accrued Income/Expenses as at Wednesday, June 30, 2021

Cash							
Z9183525	Thomson Family Super Fund			CASH_INV_AUD	Cash as at 30/06/2021		\$33,665.01
Unsettled Securities							
Z9183525	Thomson Family Super Fund	24/06/2021	01/07/2021	WOW	Sell - 54.0000 units of WOW @ \$6.004074	Sell	\$324.22
Z9183525	Thomson Family Super Fund	24/06/2021	01/07/2021	EDV	Buy - 54.0000 units of EDV @ \$6.004026	Buy	(\$324.22)
Accrued Income							
Z9183525	Thomson Family Super Fund	13/05/2021	02/07/2021	NAB	Dividend from NAB	Dividend	\$280.20
Z9183525	Thomson Family Super Fund	17/05/2021	02/07/2021	MQG	Dividend from MQG	Dividend	\$227.80
Z9183525	Thomson Family Super Fund	31/05/2021	02/07/2021	IPL	Dividend from IPL	Dividend	\$31.47
Z9183525	Thomson Family Super Fund	29/06/2021	21/07/2021	CQE	Dividend from CQE	Dividend	\$24.76
Z9183525	Thomson Family Super Fund	29/06/2021	21/07/2021	CQE	Dividend from CQE	Dividend	\$24.16
Z9183525	Thomson Family Super Fund	29/06/2021	10/08/2021	CIP	Dividend from CIP	Dividend	\$31.07
Z9183525	Thomson Family Super Fund	29/06/2021	26/08/2021	GMG	Dividend from GMG	Dividend	\$74.61
Z9183525	Thomson Family Super Fund	29/06/2021	26/08/2021	GMG	Dividend from GMG	Dividend	\$49.74
Z9183525	Thomson Family Super Fund	29/06/2021	30/08/2021	DXS	Dividend from DXS	Dividend	\$25.75
Z9183525	Thomson Family Super Fund	29/06/2021	30/08/2021	DXS	Dividend from DXS	Dividend	\$101.67
Z9183525	Thomson Family Super Fund	29/06/2021	31/08/2021	CHC	Dividend from CHC	Dividend	\$23.79
Z9183525	Thomson Family Super Fund	29/06/2021	31/08/2021	CHC	Dividend from CHC	Dividend	\$35.87
Z9183525	Thomson Family Super Fund	29/06/2021	31/08/2021	SGP	Dividend from SGP	Dividend	\$201.50
Z9183525	Thomson Family Super Fund	29/06/2021	31/08/2021	VCX	Dividend from VCX	Dividend	\$185.66

Cash, Unsettled Securities and Accrued Income/Expenses

As at Wednesday, July 1, 2020 and Wednesday, June 30, 2021

Thomson Family Super Fund

Portfolio Code	Portfolio Name	Transaction Date	Settlement Date	Security Code	Description	Type	Amount (AUD)
Z9183525	Thomson Family Super Fund	29/06/2021	31/08/2021	MGR	Dividend from MGR	Dividend	\$47.33
Z9183525	Thomson Family Super Fund	29/06/2021	31/08/2021	WPR	Dividend from WPR	Dividend	\$96.92
Z9183525	Thomson Family Super Fund	29/06/2021	31/08/2021	GOZ	Dividend from GOZ	Dividend	\$57.10
Z9183525	Thomson Family Super Fund	30/06/2021	05/07/2021	FSF5774AU	Distribution from FSF5774AU	Dividend	\$2,985.29
Z9183525	Thomson Family Super Fund	30/06/2021	14/07/2021	ACM0009AU	Distribution from ACM0009AU	Dividend	\$410.36
Z9183525	Thomson Family Super Fund	30/06/2021	14/07/2021	UBS0064AU	Distribution from UBS0064AU	Dividend	\$1,091.40
Z9183525	Thomson Family Super Fund	30/06/2021	20/07/2021	ETL1864AU	Distribution from ETL1864AU	Dividend	\$23,531.21
Z9183525	Thomson Family Super Fund	30/06/2021	19/08/2021	ETL0431AU	Distribution from ETL0431AU	Dividend	\$973.43
Expenses							
Z9183525	Thomson Family Super Fund	30/06/2021	06/07/2021	CASH_INV_AUD	Withdrawal - Portfolio Management Fee	Withdrawal	(\$59.93)
Z9183525	Thomson Family Super Fund	30/06/2021	06/07/2021	CASH_INV_AUD	Withdrawal - Portfolio Management Fee	Withdrawal	(\$0.12)
Z9183525	Thomson Family Super Fund	30/06/2021	06/07/2021	CASH_INV_AUD	Withdrawal - Portfolio Management Fee	Withdrawal	(\$316.66)
Z9183525	Thomson Family Super Fund	30/06/2021	06/07/2021	CASH_INV_AUD	Withdrawal - Portfolio Management Fee	Withdrawal	(\$236.96)
Z9183525	Thomson Family Super Fund	30/06/2021	06/07/2021	CASH_INV_AUD	Withdrawal - Portfolio Management Fee	Withdrawal	(\$69.49)
Z9183525	Thomson Family Super Fund	30/06/2021	06/07/2021	CASH_INV_AUD	Withdrawal - Portfolio Management Fee	Withdrawal	(\$23.43)

Data reflected in this report may be derived from an external source. If from an external source, it is assumed to be correct at the time this report is produced. Investment Administration Services Pty Limited does not assume responsibility for any inaccurate data provided by the external source. The information in this report is not intended to provide advice, as it does not take into account your personal objectives, financial situation or needs. The information is given in good faith and is derived from sources believed to be accurate. Please note that information contained in this report will be incorrect or incomplete if data supplied to us is incorrect. To the extent permitted by law no liability is accepted for any loss or damage as a result of reliance on this information. IAS does not guarantee the repayment of capital, payment of income or the performance of any particular investment.

Investment Income

From Wednesday, July 1, 2020 to Wednesday, June 30, 2021

Thomson Family Super Fund

Portfolio Code	Portfolio Name	Security	Security Name	Trade Date	Description	Quantity	Rate (AUD)	Unfranked (AUD)	Franked (AUD)	Imp. Credits (AUD)	Withholding Tax (AUD)	Proceeds (AUD)
Equity												
18352504	Thomson Family Super Fund - PWM International Share	VISM	VANGUARD MSCI INT SMALL CO INDEX ETF	01/07/2020	Dividend Income	235.0000	\$0.6656	\$156.41				\$156.41
18352505	Thomson Family Super Fund - PWM Listed Property	GPT	GPT GROUP	13/08/2020	Dividend Income	1,412.0000	\$0.0930	\$131.32				\$131.32
18352502	Thomson Family Super Fund - PWM Australian Share	CBA	COMMONWEALTH BANK OF AUSTRALIA	19/08/2020	Dividend Income	206.0000	\$0.9800		\$201.88	\$86.52		\$201.88
18352502	Thomson Family Super Fund - PWM Australian Share	RMD	RESMED INC	19/08/2020	Dividend Income	406.0000	\$0.0542	\$22.02			\$3.30	\$18.72
18352502	Thomson Family Super Fund - PWM Australian Share	QBE	QBE INSURANCE GROUP LIMITED	20/08/2020	Dividend Income	686.0000	\$0.0400	\$24.70	\$2.74	\$1.18		\$27.44
18352502	Thomson Family Super Fund - PWM Australian Share	LLC	LENLEASE GROUP	21/08/2020	Dividend Income	366.0000	\$0.0326	\$11.92				\$11.92
18352502	Thomson Family Super Fund - PWM Australian Share	WPL	WOODSIDE PETROLEUM LIMITED	24/08/2020	Dividend Income	218.0000	\$0.3625		\$79.02	\$33.87		\$79.02
18352502	Thomson Family Super Fund - PWM Australian Share	EVN	EVOLUTION MINING LIMITED	24/08/2020	Dividend Income	785.0000	\$0.0900		\$70.65	\$30.28		\$70.65
18352502	Thomson Family Super Fund - PWM Australian Share	WES	WESFARMERS LIMITED	25/08/2020	Dividend Income	75.0000	\$0.9500		\$71.25	\$30.54		\$71.25
18352502	Thomson Family Super Fund - PWM Australian Share	IVC	INVOCARE LIMITED	25/08/2020	Dividend Income	369.0000	\$0.0550		\$20.30	\$8.70		\$20.30
18352502	Thomson Family Super Fund - PWM Australian Share	FMG	FORTESCUE METALS GROUP LTD	31/08/2020	Dividend Income	669.0000	\$1.0000		\$669.00	\$286.71		\$669.00
18352505	Thomson Family Super Fund - PWM Listed Property	EGH	EUREKA GROUP HOLDINGS LIMITED	31/08/2020	Dividend Income	6,185.0000	\$0.0055	\$34.02				\$34.02
18352506	Thomson Family Super Fund - PWM Transition	NSC	NAOS SMALL CAP OPPORTUNITIES COMPANY LTD	31/08/2020	Dividend Income	3,965.0000	\$0.0100		\$39.65	\$16.99		\$39.65
18352505	Thomson Family Super Fund - PWM Listed Property	LIC	LIFESTYLE COMMUNITIES LIMITED	03/09/2020	Dividend Income	218.0000	\$0.0250		\$5.45	\$2.34		\$5.45
18352502	Thomson Family Super Fund - PWM Australian Share	ALU	ALTIUM LIMITED	03/09/2020	Dividend Income	256.0000	\$0.1900	\$48.64				\$48.64
18352502	Thomson Family Super Fund - PWM Australian Share	BHP	BHP GROUP LIMITED	03/09/2020	Dividend Income	104.0000	\$0.7546		\$78.47	\$33.63		\$78.47

Investment Income

From Wednesday, July 1, 2020 to Wednesday, June 30, 2021

Thomson Family Super Fund

Portfolio Code	Portfolio Name	Security	Security Name	Trade Date	Description	Quantity	Rate (AUD)	Unfranked (AUD)	Franked (AUD)	Imp. Credits (AUD)	Withholding Tax (AUD)	Proceeds (AUD)
18352502	Thomson Family Super Fund - PWM Australian Share	ASX	ASX LIMITED	07/09/2020	Dividend Income	141.0000	\$1.2250		\$172.73	\$74.03		\$172.73
18352502	Thomson Family Super Fund - PWM Australian Share	CSL	CSL LIMITED	10/09/2020	Dividend Income	43.0000	\$1.4696	\$63.19				\$63.19
18352506	Thomson Family Super Fund - PWM Transition	BAF	BLUE SKY ALTERNATIVES ACCESS FUND LIMITED	10/09/2020	Dividend Income	19,888.0000	\$0.0300		\$596.64	\$226.31		\$596.64
18352504	Thomson Family Super Fund - PWM International Share	WQG	WCM GLOBAL GROWTH LIMITED	14/09/2020	Dividend Income	32,762.0000	\$0.0200	\$327.62	\$327.62	\$140.41		\$655.24
18352502	Thomson Family Super Fund - PWM Australian Share	CNU	CHORUS LIMITED	14/09/2020	Dividend Income	693.0000	\$0.1523	\$105.57			\$15.84	\$89.73
18352502	Thomson Family Super Fund - PWM Australian Share	OZL	OZ MINERALS LIMITED	17/09/2020	Dividend Income	855.0000	\$0.0800		\$68.40	\$29.31		\$68.40
18352502	Thomson Family Super Fund - PWM Australian Share	AMP	AMP LIMITED	18/09/2020	Dividend Income	5,304.0000	\$0.1000		\$530.40	\$227.31		\$530.40
18352505	Thomson Family Super Fund - PWM Listed Property	CIP	CENTURIA INDUSTRIAL REIT ORD FP	29/09/2020	Dividend Income	261.0000	\$0.0425	\$11.09				\$11.09
18352505	Thomson Family Super Fund - PWM Listed Property	ADI	APN INDUSTRIA REIT	29/09/2020	Dividend Income	605.0000	\$0.0430	\$26.02				\$26.02
18352505	Thomson Family Super Fund - PWM Listed Property	RFF	RURAL FUNDS GROUP	29/09/2020	Dividend Income	1,045.0000	\$0.0282	\$29.47				\$29.47
18352506	Thomson Family Super Fund - PWM Transition	NSC	NAOS SMALL CAP OPPORTUNITIES COMPANY LTD	09/11/2020	Dividend Income	3,965.0000	\$0.0125		\$49.56	\$21.24		\$49.56
18352502	Thomson Family Super Fund - PWM Australian Share	RMD	RESMED INC	11/11/2020	Dividend Income	360.0000	\$0.0539	\$19.41			\$2.91	\$16.50
18352502	Thomson Family Super Fund - PWM Australian Share	NAB	NATIONAL AUSTRALIA BANK LIMITED	12/11/2020	Dividend Income	379.0000	\$0.3000		\$113.70	\$48.73		\$113.70
18352501	Thomson Family Super Fund - PWM Alternative Asset	ACQ	ACORN CAPITAL INVESTMENT FUND LIMITED	12/11/2020	Dividend Income	3,849.0000	\$0.0375		\$144.34	\$50.71		\$144.34
18352502	Thomson Family Super Fund - PWM Australian Share	MQG	MACQUARIE GROUP LIMITED	16/11/2020	Dividend Income	68.0000	\$1.3500	\$55.08	\$36.72	\$15.74		\$91.80
18352502	Thomson Family Super Fund - PWM Australian Share	ELD	ELDERS LIMITED	23/11/2020	Dividend Income	439.0000	\$0.1300		\$57.07	\$24.46		\$57.07
18352502	Thomson Family Super Fund - PWM Australian Share	GMG	GOODMAN GROUP	30/12/2020	Dividend Income	221.0000	\$0.1500	\$33.15				\$33.15

Investment Income

From Wednesday, July 1, 2020 to Wednesday, June 30, 2021

Thomson Family Super Fund

Portfolio Code	Portfolio Name	Security	Security Name	Trade Date	Description	Quantity	Rate (AUD)	Unfranked (AUD)	Franked (AUD)	Imp. Credits (AUD)	Withholding Tax (AUD)	Proceeds (AUD)
18352505	Thomson Family Super Fund - PWM Listed Property	CIP	CENTURIA INDUSTRIAL REIT ORD FP	30/12/2020	Dividend Income	552.0000	\$0.0425	\$23.46				\$23.46
18352505	Thomson Family Super Fund - PWM Listed Property	CLW	CHARTER HALL LONG--REIT UNIT	30/12/2020	Dividend Income	385.0000	\$0.0730	\$28.11				\$28.11
18352505	Thomson Family Super Fund - PWM Listed Property	NSR	NATIONAL STORAGE REIT	30/12/2020	Dividend Income	1,119.0000	\$0.0400	\$44.76				\$44.76
18352505	Thomson Family Super Fund - PWM Listed Property	CQE	CHARTER HALL SOCIAL INFRASTRUCTURE REIT	30/12/2020	Dividend Income	604.0000	\$0.0375	\$22.65				\$22.65
18352505	Thomson Family Super Fund - PWM Listed Property	CHC	CHARTER HALL GROUP	30/12/2020	Dividend Income	216.0000	\$0.0745		\$16.09	\$6.90		\$16.09
18352505	Thomson Family Super Fund - PWM Listed Property	CHC	CHARTER HALL GROUP	30/12/2020	Dividend Income	216.0000	\$0.1110	\$23.98				\$23.98
18352505	Thomson Family Super Fund - PWM Listed Property	RFF	RURAL FUNDS GROUP	30/12/2020	Dividend Income	695.0000	\$0.0282	\$19.60				\$19.60
18352505	Thomson Family Super Fund - PWM Listed Property	SGP	STOCKLAND	30/12/2020	Dividend Income	1,515.0000	\$0.1130	\$171.20				\$171.20
18352505	Thomson Family Super Fund - PWM Listed Property	MGR	MIRVAC GROUP	30/12/2020	Dividend Income	2,220.0000	\$0.0480	\$106.56				\$106.56
18352505	Thomson Family Super Fund - PWM Listed Property	VCX	VICINITY CENTRES	30/12/2020	Dividend Income	3,603.0000	\$0.0340	\$122.50				\$122.50
18352505	Thomson Family Super Fund - PWM Listed Property	GMG	GOODMAN GROUP	30/12/2020	Dividend Income	758.0000	\$0.1500	\$113.70				\$113.70
18352505	Thomson Family Super Fund - PWM Listed Property	DXS	DEXUS STAND ALONE STAPLED SECURITY	30/12/2020	Dividend Income	328.0000	\$0.2880	\$94.46				\$94.46
18352502	Thomson Family Super Fund - PWM Australian Share	RMD	RESMED INC	10/02/2021	Dividend Income	360.0000	\$0.0503	\$18.10			\$2.72	\$15.38
18352505	Thomson Family Super Fund - PWM Listed Property	SCG	SCENTRE GROUP	12/02/2021	Dividend Income	634.0000	\$0.0700	\$44.38				\$44.38
18352502	Thomson Family Super Fund - PWM Australian Share	CBA	COMMONWEALTH BANK OF AUSTRALIA	16/02/2021	Dividend Income	188.0000	\$1.5000		\$282.00	\$120.86		\$282.00
18352505	Thomson Family Super Fund - PWM Listed Property	GPT	GPT GROUP	18/02/2021	Dividend Income	1,129.0000	\$0.1320	\$149.03				\$149.03

Investment Income

From Wednesday, July 1, 2020 to Wednesday, June 30, 2021

Thomson Family Super Fund

Portfolio Code	Portfolio Name	Security	Security Name	Trade Date	Description	Quantity	Rate (AUD)	Unfranked (AUD)	Franked (AUD)	Imp. Credits (AUD)	Withholding Tax (AUD)	Proceeds (AUD)
18352502	Thomson Family Super Fund - PWM Australian Share	WES	WESFARMERS LIMITED	23/02/2021	Dividend Income	86.0000	\$0.8800		\$75.68	\$32.43		\$75.68
18352502	Thomson Family Super Fund - PWM Australian Share	TLS	TELSTRA CORPORATION LIMITED	24/02/2021	Dividend Income	670.0000	\$0.0300		\$20.10	\$8.61		\$20.10
18352502	Thomson Family Super Fund - PWM Australian Share	TLS	TELSTRA CORPORATION LIMITED	24/02/2021	Dividend Income	670.0000	\$0.0500		\$33.50	\$14.36		\$33.50
18352502	Thomson Family Super Fund - PWM Australian Share	WPL	WOODSIDE PETROLEUM LIMITED	25/02/2021	Dividend Income	249.0000	\$0.1530		\$38.09	\$16.32		\$38.09
18352502	Thomson Family Super Fund - PWM Australian Share	LLC	LENLEASE GROUP	26/02/2021	Dividend Income	292.0000	\$0.0558		\$16.29	\$6.98		\$16.29
18352502	Thomson Family Super Fund - PWM Australian Share	LLC	LENLEASE GROUP	26/02/2021	Dividend Income	292.0000	\$0.0384	\$11.21				\$11.21
18352502	Thomson Family Super Fund - PWM Australian Share	LLC	LENLEASE GROUP	26/02/2021	Dividend Income	292.0000	\$0.0558	\$16.29				\$16.29
18352506	Thomson Family Super Fund - PWM Transition	NSC	NAOS SMALL CAP OPPORTUNITIES COMPANY LTD	26/02/2021	Dividend Income	3,965.0000	\$0.0125		\$49.56	\$21.24		\$49.56
18352502	Thomson Family Super Fund - PWM Australian Share	ALU	ALTIUM LIMITED	01/03/2021	Dividend Income	256.0000	\$0.1900	\$48.64				\$48.64
18352502	Thomson Family Super Fund - PWM Australian Share	EVN	EVOLUTION MINING LIMITED	01/03/2021	Dividend Income	971.0000	\$0.0700		\$67.97	\$29.13		\$67.97
18352502	Thomson Family Super Fund - PWM Australian Share	FMG	FORTESCUE METALS GROUP LTD	01/03/2021	Dividend Income	608.0000	\$1.4700		\$893.76	\$383.04		\$893.76
18352502	Thomson Family Super Fund - PWM Australian Share	OSH	OIL SEARCH LIMITED	02/03/2021	Dividend Income	501.0000	\$0.0065	\$3.25				\$3.25
18352502	Thomson Family Super Fund - PWM Australian Share	ASX	ASX LIMITED	04/03/2021	Dividend Income	141.0000	\$1.1240		\$158.48	\$67.92		\$158.48
18352502	Thomson Family Super Fund - PWM Australian Share	IEL	IDP EDUCATION LIMITED	04/03/2021	Dividend Income	163.0000	\$0.0800	\$13.04				\$13.04
18352502	Thomson Family Super Fund - PWM Australian Share	BHP	BHP GROUP LIMITED	04/03/2021	Dividend Income	119.0000	\$1.3113		\$156.05	\$66.88		\$156.05
18352502	Thomson Family Super Fund - PWM Australian Share	CSL	CSL LIMITED	04/03/2021	Dividend Income	42.0000	\$1.3491	\$56.66				\$56.66
18352505	Thomson Family Super Fund - PWM Listed Property	LIC	LIFESTYLE COMMUNITIES LIMITED	05/03/2021	Dividend Income	218.0000	\$0.0300		\$6.54	\$2.80		\$6.54

Investment Income

From Wednesday, July 1, 2020 to Wednesday, June 30, 2021

Thomson Family Super Fund

Portfolio Code	Portfolio Name	Security	Security Name	Trade Date	Description	Quantity	Rate (AUD)	Unfranked (AUD)	Franked (AUD)	Imp. Credits (AUD)	Withholding Tax (AUD)	Proceeds (AUD)
18352502	Thomson Family Super Fund - PWM Australian Share	OZL	OZ MINERALS LIMITED	11/03/2021	Dividend Income	646.0000	\$0.1700		\$109.82	\$47.07		\$109.82
18352502	Thomson Family Super Fund - PWM Australian Share	CNU	CHORUS LIMITED	15/03/2021	Dividend Income	618.0000	\$0.1144	\$70.72			\$10.61	\$60.11
18352504	Thomson Family Super Fund - PWM International Share	WQG	WCM GLOBAL GROWTH LIMITED	18/03/2021	Dividend Income	32,762.0000	\$0.0200		\$655.24	\$280.82		\$655.24
18352502	Thomson Family Super Fund - PWM Australian Share	HUB	HUB24 LIMITED	19/03/2021	Dividend Income	171.0000	\$0.0450		\$7.70	\$3.30		\$7.70
18352505	Thomson Family Super Fund - PWM Listed Property	EGH	EUREKA GROUP HOLDINGS LIMITED	24/03/2021	Dividend Income	6,185.0000	\$0.0059	\$36.49				\$36.49
18352502	Thomson Family Super Fund - PWM Australian Share	COH	COCHLEAR LIMITED	25/03/2021	Dividend Income	59.0000	\$1.1500	\$67.85				\$67.85
18352505	Thomson Family Super Fund - PWM Listed Property	CIP	CENTURIA INDUSTRIAL REIT ORD FP	30/03/2021	Dividend Income	552.0000	\$0.0425	\$23.46				\$23.46
18352505	Thomson Family Super Fund - PWM Listed Property	CQE	CHARTER HALL SOCIAL INFRASTRUCTURE REIT	30/03/2021	Dividend Income	604.0000	\$0.0410	\$24.76				\$24.76
18352506	Thomson Family Super Fund - PWM Transition	WMA	WAM ALTERNATIVE ASSETS LIMITED	07/04/2021	Dividend Income	19,888.0000	\$0.0100		\$198.88	\$69.88		\$198.88
18352506	Thomson Family Super Fund - PWM Transition	NSC	NAOS SMALL CAP OPPORTUNITIES COMPANY LTD	30/04/2021	Dividend Income	3,965.0000	\$0.0125		\$49.56	\$21.24		\$49.56
18352501	Thomson Family Super Fund - PWM Alternative Asset	ACQ	ACORN CAPITAL INVESTMENT FUND LIMITED	04/05/2021	Dividend Income	3,849.0000	\$0.0400		\$153.96	\$54.09		\$153.96
18352502	Thomson Family Super Fund - PWM Australian Share	RMD	RESMED INC	12/05/2021	Dividend Income	360.0000	\$0.0505	\$18.17			\$2.73	\$15.44
18352502	Thomson Family Super Fund - PWM Australian Share	NAB	NATIONAL AUSTRALIA BANK LIMITED	13/05/2021	Dividend Income	467.0000	\$0.6000		\$280.20	\$120.09		\$280.20
18352502	Thomson Family Super Fund - PWM Australian Share	MQG	MACQUARIE GROUP LIMITED	17/05/2021	Dividend Income	68.0000	\$3.3500	\$136.68	\$91.12	\$39.05		\$227.80
18352502	Thomson Family Super Fund - PWM Australian Share	ELD	ELDERS LIMITED	24/05/2021	Dividend Income	439.0000	\$0.2000	\$70.24	\$17.56	\$7.53		\$87.80
18352502	Thomson Family Super Fund - PWM Australian Share	IPL	INCITEC PIVOT LIMITED	31/05/2021	Dividend Income	3,147.0000	\$0.0100		\$31.47	\$13.49		\$31.47
18352505	Thomson Family Super Fund - PWM Listed Property	CIP	CENTURIA INDUSTRIAL REIT ORD FP	29/06/2021	Dividend Income	731.0000	\$0.0425	\$31.07				\$31.07

Investment Income

From Wednesday, July 1, 2020 to Wednesday, June 30, 2021

Thomson Family Super Fund

Portfolio Code	Portfolio Name	Security	Security Name	Trade Date	Description	Quantity	Rate (AUD)	Unfranked (AUD)	Franked (AUD)	Imp. Credits (AUD)	Withholding Tax (AUD)	Proceeds (AUD)
18352505	Thomson Family Super Fund - PWM Listed Property	WPR	WAYPOINT REIT	29/06/2021	Dividend Income	1,241.0000	\$0.0781	\$96.92				\$96.92
18352505	Thomson Family Super Fund - PWM Listed Property	GOZ	GROWTHPOINT PROPERTIES AUSTRALIA	29/06/2021	Dividend Income	571.0000	\$0.1000	\$57.10				\$57.10
18352505	Thomson Family Super Fund - PWM Listed Property	CQE	CHARTER HALL SOCIAL INFRASTRUCTURE REIT	29/06/2021	Dividend Income	604.0000	\$0.0410	\$24.76				\$24.76
18352505	Thomson Family Super Fund - PWM Listed Property	CQE	CHARTER HALL SOCIAL INFRASTRUCTURE REIT	29/06/2021	Dividend Income	604.0000	\$0.0400	\$24.16				\$24.16
18352505	Thomson Family Super Fund - PWM Listed Property	CHC	CHARTER HALL GROUP	29/06/2021	Dividend Income	309.0000	\$0.0770		\$23.79	\$10.20		\$23.79
18352505	Thomson Family Super Fund - PWM Listed Property	CHC	CHARTER HALL GROUP	29/06/2021	Dividend Income	309.0000	\$0.1161	\$35.87				\$35.87
18352505	Thomson Family Super Fund - PWM Listed Property	SGP	STOCKLAND	29/06/2021	Dividend Income	1,515.0000	\$0.1330	\$201.50				\$201.50
18352505	Thomson Family Super Fund - PWM Listed Property	VCX	VICINITY CENTRES	29/06/2021	Dividend Income	2,813.0000	\$0.0660	\$185.66				\$185.66
18352505	Thomson Family Super Fund - PWM Listed Property	MGR	MIRVAC GROUP	29/06/2021	Dividend Income	928.0000	\$0.0510	\$47.33				\$47.33
18352505	Thomson Family Super Fund - PWM Listed Property	GMG	GOODMAN GROUP	29/06/2021	Dividend Income	829.0000	\$0.0900	\$74.61				\$74.61
18352505	Thomson Family Super Fund - PWM Listed Property	GMG	GOODMAN GROUP	29/06/2021	Dividend Income	829.0000	\$0.0600	\$49.74				\$49.74
18352505	Thomson Family Super Fund - PWM Listed Property	DXS	DEXUS STAND ALONE STAPLED SECURITY	29/06/2021	Dividend Income	554.0000	\$0.0465		\$25.75	\$11.04		\$25.75
18352505	Thomson Family Super Fund - PWM Listed Property	DXS	DEXUS STAND ALONE STAPLED SECURITY	29/06/2021	Dividend Income	554.0000	\$0.1835	\$101.67				\$101.67
								\$3,609.97	\$6,794.75	\$2,844.28	\$38.11	\$10,366.61

Managed Fund

18352504	Thomson Family Super Fund - PWM International Share	FSF5774AU	BAILLIE GIFFORD LONG TERM GLOBAL GROWTH FD CLASS A	13/12/2020	Distribution Income	14,978.8700	\$0.0040	\$59.92				\$59.92
18352504	Thomson Family Super Fund - PWM International Share	MGE0007AU	MAGELLAN GLOBAL FUND HEDGED	31/12/2020	Distribution Income	37,554.5200	\$0.0332	\$1,246.81				\$1,246.81

Investment Income

From Wednesday, July 1, 2020 to Wednesday, June 30, 2021

Thomson Family Super Fund

Portfolio Code	Portfolio Name	Security	Security Name	Trade Date	Description	Quantity	Rate (AUD)	Unfranked (AUD)	Franked (AUD)	Imp. Credits (AUD)	Withholding Tax (AUD)	Proceeds (AUD)
18352501	Thomson Family Super Fund - PWM Alternative Asset	MGE0006AU	MAGELLAN INFRASTRUCTURE FUND (UNHEDGED)	31/12/2020	Distribution Income	10,475.0600	\$0.0381	\$399.10				\$399.10
18352501	Thomson Family Super Fund - PWM Alternative Asset	UBS0064AU	UBS CLARION GLOBAL INFRASTRUCTURE SECURITIES FUND	31/03/2021	Distribution Income	13,356.2400	\$0.0030	\$40.07				\$40.07
18352501	Thomson Family Super Fund - PWM Alternative Asset	UBS0064AU	UBS CLARION GLOBAL INFRASTRUCTURE SECURITIES FUND	30/06/2021	Distribution Income	13,356.2400	\$0.0817	\$1,091.40				\$1,091.40
18352501	Thomson Family Super Fund - PWM Alternative Asset	ETL0431AU	PARTNERS GROUP GLOBAL MULTI ASSET FUND	30/06/2021	Distribution Income	12,990.9300	\$0.0749	\$973.43				\$973.43
18352504	Thomson Family Super Fund - PWM International Share	ACM0009AU	ALLIANCE BERNSTEIN GLOBAL EQUITIES FUND	30/06/2021	Distribution Income	49,355.4100	\$0.0083	\$410.36				\$410.36
18352504	Thomson Family Super Fund - PWM International Share	ETL1864AU	T. ROWE PRICE GLOBAL EQUITY (HEDGED) FUND M CLASS	30/06/2021	Distribution Income	59,179.4700	\$0.3976	\$23,531.21				\$23,531.21
18352504	Thomson Family Super Fund - PWM International Share	FSF5774AU	BAILLIE GIFFORD LONG TERM GLOBAL GROWTH FD CLASS A	30/06/2021	Distribution Income	14,978.8700	\$0.1993	\$2,985.29				\$2,985.29
								\$30,737.59				\$30,737.59
TOTAL								\$34,347.56	\$6,794.75	\$2,844.28	\$38.11	\$41,104.20

Data reflected in this report may be derived from an external source. If from an external source, it is assumed to be correct at the time this report is produced. Investment Administration Services Pty Limited does not assume responsibility for any inaccurate data provided by the external source. The information in this report is not intended to provide advice, as it does not take into account your personal objectives, financial situation or needs. The information is given in good faith and is derived from sources believed to be accurate. Please note that information contained in this report will be incorrect or incomplete if data supplied to us is incorrect. To the extent permitted by law no liability is accepted for any loss or damage as a result of reliance on this information. IAS does not guarantee the repayment of capital, payment of income or the performance of any particular investment.

Investment Transactions

From Wednesday, July 1, 2020 to Wednesday, June 30, 2021

Thomson Family Super Fund

Portfolio Code	Portfolio Name	Transaction Date	Settlement Date	Security Code	Security	Description	Units	Price (AUD)	Transaction Charges (AUD) *	Costs (AUD)	Proceeds (AUD)
Thomson Family Super Fund - PWM Alternative Asset											
18352501	Thomson Family Super Fund - PWM Alternative Asset	21/09/2020	23/09/2020	ACQRZ	ACORN CAPITAL INVESTMENT FUND LIMITED RIGHTS	Buy Rights Distribution	770.0000	\$0.0000		\$0.00	
18352501	Thomson Family Super Fund - PWM Alternative Asset	06/10/2020	06/10/2020	ACQN	ACORN CAPITAL INVESTMENT FUND LIMITED DEFERRED	Buy File Adjustment	770.0000	\$1.1000		\$847.00	
18352501	Thomson Family Super Fund - PWM Alternative Asset	06/10/2020	06/10/2020	ACQRZ	ACORN CAPITAL INVESTMENT FUND LIMITED RIGHTS	Buy Book Value Adjustment	770.0000	\$1.1000		\$847.00	
18352501	Thomson Family Super Fund - PWM Alternative Asset	06/10/2020	06/10/2020	ACQRZ	ACORN CAPITAL INVESTMENT FUND LIMITED RIGHTS	Sell File Adjustment	770.0000	\$1.1000			\$847.00
18352501	Thomson Family Super Fund - PWM Alternative Asset	13/10/2020	13/10/2020	ACQ	ACORN CAPITAL INVESTMENT FUND LIMITED	Buy Share Exchange	770.0000	\$1.1000		\$847.00	
18352501	Thomson Family Super Fund - PWM Alternative Asset	13/10/2020	13/10/2020	ACQN	ACORN CAPITAL INVESTMENT FUND LIMITED DEFERRED	Sell Share Exchange	770.0000	\$1.1000			\$847.00
18352501	Thomson Family Super Fund - PWM Alternative Asset	30/10/2020	30/10/2020	MGE0006AU	MAGELLAN INFRASTRUCTURE FUND (UNHEDGED)	Buy	1,879.2912	\$1.7128	\$28.00	\$3,246.85	
18352501	Thomson Family Super Fund - PWM Alternative Asset	30/10/2020	03/11/2020	GOLD	ETFS PHYSICAL GOLD	Sell	15.0000	\$248.8713	\$29.17		\$3,703.90
18352501	Thomson Family Super Fund - PWM Alternative Asset	23/03/2021	23/03/2021	UBS0064AU	UBS CLARION GLOBAL INFRASTRUCTURE SECURITIES FUND	Buy	13,356.2366	\$1.2595	\$28.00	\$16,850.18	
18352501	Thomson Family Super Fund - PWM Alternative Asset	23/03/2021	25/03/2021	MGE0006AU	MAGELLAN INFRASTRUCTURE FUND (UNHEDGED)	Sell	10,475.0575	\$1.6539	\$28.00		\$17,296.70
										\$22,638.03	\$22,694.60
Thomson Family Super Fund - PWM Transition											
18352506	Thomson Family Super Fund - PWM Transition	19/10/2020	19/10/2020	WMA	WAM ALTERNATIVE ASSETS LIMITED	Buy File Adjustment	1,003.0000	\$1.2148		\$1,218.43	
18352506	Thomson Family Super Fund - PWM Transition	19/10/2020	19/10/2020	WMA	WAM ALTERNATIVE ASSETS LIMITED	Buy File Adjustment	398.0000	\$1.2572		\$500.37	
18352506	Thomson Family Super Fund - PWM Transition	19/10/2020	19/10/2020	WMA	WAM ALTERNATIVE ASSETS LIMITED	Buy File Adjustment	806.0000	\$1.2059		\$971.95	
18352506	Thomson Family Super Fund - PWM Transition	19/10/2020	19/10/2020	BAF	BLUE SKY ALTERNATIVES ACCESS FUND LIMITED	Sell File Adjustment	398.0000	\$1.2572			\$500.37
18352506	Thomson Family Super Fund - PWM Transition	19/10/2020	19/10/2020	BAF	BLUE SKY ALTERNATIVES ACCESS FUND LIMITED	Sell File Adjustment	806.0000	\$1.2059			\$971.95
18352506	Thomson Family Super Fund - PWM Transition	19/10/2020	19/10/2020	WMA	WAM ALTERNATIVE ASSETS LIMITED	Buy File Adjustment	7,446.0000	\$0.9452		\$7,038.27	
18352506	Thomson Family Super Fund - PWM Transition	19/10/2020	19/10/2020	WMA	WAM ALTERNATIVE ASSETS LIMITED	Buy File Adjustment	4,885.0000	\$0.9472		\$4,627.14	
18352506	Thomson Family Super Fund - PWM Transition	19/10/2020	19/10/2020	WMA	WAM ALTERNATIVE ASSETS LIMITED	Buy File Adjustment	3,198.0000	\$1.2030		\$3,847.22	

Investment Transactions

From Wednesday, July 1, 2020 to Wednesday, June 30, 2021

Thomson Family Super Fund

Portfolio Code	Portfolio Name	Transaction Date	Settlement Date	Security Code	Security	Description	Units	Price (AUD)	Transaction Charges (AUD) *	Costs (AUD)	Proceeds (AUD)
18352506	Thomson Family Super Fund - PWM Transition	19/10/2020	19/10/2020	WMA	WAM ALTERNATIVE ASSETS LIMITED	Buy File Adjustment	2,152.0000	\$1.1130		\$2,395.20	
18352506	Thomson Family Super Fund - PWM Transition	19/10/2020	19/10/2020	BAF	BLUE SKY ALTERNATIVES ACCESS FUND LIMITED	Sell File Adjustment	7,446.0000	\$0.9452			\$7,038.27
18352506	Thomson Family Super Fund - PWM Transition	19/10/2020	19/10/2020	BAF	BLUE SKY ALTERNATIVES ACCESS FUND LIMITED	Sell File Adjustment	4,885.0000	\$0.9472			\$4,627.14
18352506	Thomson Family Super Fund - PWM Transition	19/10/2020	19/10/2020	BAF	BLUE SKY ALTERNATIVES ACCESS FUND LIMITED	Sell File Adjustment	3,198.0000	\$1.2030			\$3,847.22
18352506	Thomson Family Super Fund - PWM Transition	19/10/2020	19/10/2020	BAF	BLUE SKY ALTERNATIVES ACCESS FUND LIMITED	Sell File Adjustment	2,152.0000	\$1.1130			\$2,395.20
18352506	Thomson Family Super Fund - PWM Transition	19/10/2020	19/10/2020	BAF	BLUE SKY ALTERNATIVES ACCESS FUND LIMITED	Sell File Adjustment	1,003.0000	\$1.2148			\$1,218.43
18352506	Thomson Family Super Fund - PWM Transition	24/05/2021	31/05/2021	NSCOA	NAOS SMALL CAP OPPORTUNITIES COMPANY LTD WARRANTS	Buy Warrant Distribution	1,322.0000	\$0.0000		\$0.00	
										\$20,598.58	\$20,598.58

Thomson Family Super Fund - PWM Listed Property

18352505	Thomson Family Super Fund - PWM Listed Property	01/07/2020	03/07/2020	MGR	MIRVAC GROUP	Sell	506.0000	\$2.2350	\$30.38		\$1,100.53
18352505	Thomson Family Super Fund - PWM Listed Property	01/07/2020	03/07/2020	RFF	RURAL FUNDS GROUP	Buy	242.0000	\$2.0044	\$29.02	\$514.09	
18352505	Thomson Family Super Fund - PWM Listed Property	01/07/2020	03/07/2020	COF	CENTURIA OFFICE REIT	Sell	513.0000	\$2.0099	\$30.17		\$1,000.90
18352505	Thomson Family Super Fund - PWM Listed Property	01/07/2020	03/07/2020	EGH	EUREKA GROUP HOLDINGS LIMITED	Buy	3,923.0000	\$0.3225	\$28.00	\$1,293.17	
18352505	Thomson Family Super Fund - PWM Listed Property	06/07/2020	08/07/2020	DXS	DEXUS STAND ALONE STAPLED SECURITY	Sell	194.0000	\$9.4319	\$31.85		\$1,797.94
18352505	Thomson Family Super Fund - PWM Listed Property	07/07/2020	09/07/2020	SGP	STOCKLAND	Buy	254.0000	\$3.5011	\$29.87	\$919.16	
18352505	Thomson Family Super Fund - PWM Listed Property	04/08/2020	06/08/2020	GMG	GOODMAN GROUP	Sell	81.0000	\$17.1478	\$30.92		\$1,358.05
18352505	Thomson Family Super Fund - PWM Listed Property	04/08/2020	06/08/2020	NSR	NATIONAL STORAGE REIT	Buy	556.0000	\$1.8835	\$30.20	\$1,077.45	
18352505	Thomson Family Super Fund - PWM Listed Property	04/08/2020	06/08/2020	WPR	WAYPOINT REIT	Buy	807.0000	\$2.5558	\$32.33	\$2,094.88	
18352505	Thomson Family Super Fund - PWM Listed Property	04/08/2020	06/08/2020	ABP	ABACUS PROPERTY GROUP	Sell	760.0000	\$2.6700	\$32.26		\$1,996.94
18352505	Thomson Family Super Fund - PWM Listed Property	04/08/2020	06/08/2020	CIP	CENTURIA INDUSTRIAL REIT ORD FP	Sell	678.0000	\$3.3116	\$32.72		\$2,212.55
18352505	Thomson Family Super Fund - PWM Listed Property	07/08/2020	11/08/2020	DXS	DEXUS STAND ALONE STAPLED SECURITY	Buy	122.0000	\$8.3838	\$30.15	\$1,052.97	
18352505	Thomson Family Super Fund - PWM Listed Property	07/08/2020	11/08/2020	WPR	WAYPOINT REIT	Buy	229.0000	\$2.4634	\$29.18	\$593.31	
18352505	Thomson Family Super Fund - PWM Listed Property	24/08/2020	26/08/2020	GDI	GDI PROPERTY GROUP STAPLED SECURITIES	Sell	915.0000	\$1.0550	\$30.02		\$935.31
18352505	Thomson Family Super Fund - PWM Listed Property	26/08/2020	28/08/2020	GOZ	GROWTHPOINT PROPERTIES AUSTRALIA	Sell	314.0000	\$3.2792	\$30.17		\$999.51

Investment Transactions

From Wednesday, July 1, 2020 to Wednesday, June 30, 2021

Thomson Family Super Fund

Portfolio Code	Portfolio Name	Transaction Date	Settlement Date	Security Code	Security	Description	Units	Price (AUD)	Transaction Charges (AUD) *	Costs (AUD)	Proceeds (AUD)
18352505	Thomson Family Super Fund - PWM Listed Property	26/08/2020	28/08/2020	EGH	EUREKA GROUP HOLDINGS LIMITED	Buy	2,262.0000	\$0.3997	\$29.90	\$934.05	
18352505	Thomson Family Super Fund - PWM Listed Property	08/09/2020	10/09/2020	MGR	MIRVAC GROUP	Buy	575.0000	\$2.1056	\$30.54	\$1,241.26	
18352505	Thomson Family Super Fund - PWM Listed Property	18/09/2020	22/09/2020	GMG	GOODMAN GROUP	Buy	75.0000	\$18.0000	\$30.84	\$1,380.84	
18352505	Thomson Family Super Fund - PWM Listed Property	21/09/2020	23/09/2020	RFF	RURAL FUNDS GROUP	Sell	283.0000	\$2.3225	\$29.38		\$627.89
18352505	Thomson Family Super Fund - PWM Listed Property	25/09/2020	29/09/2020	CIP	CENTURIA INDUSTRIAL REIT ORD FP	Buy	261.0000	\$3.1971	\$29.76	\$864.20	
18352505	Thomson Family Super Fund - PWM Listed Property	25/09/2020	29/09/2020	ADI	APN INDUSTRIA REIT	Sell	247.0000	\$2.7313	\$29.41		\$645.23
18352505	Thomson Family Super Fund - PWM Listed Property	09/10/2020	13/10/2020	CHC	CHARTER HALL GROUP	Sell	32.0000	\$13.4430	\$28.13		\$402.05
18352505	Thomson Family Super Fund - PWM Listed Property	09/10/2020	13/10/2020	GOZ	GROWTHPOINT PROPERTIES AUSTRALIA	Sell	138.0000	\$3.4842	\$28.15		\$452.67
18352505	Thomson Family Super Fund - PWM Listed Property	09/10/2020	13/10/2020	CIP	CENTURIA INDUSTRIAL REIT ORD FP	Buy	291.0000	\$3.1965	\$28.30	\$958.48	
18352505	Thomson Family Super Fund - PWM Listed Property	09/10/2020	13/10/2020	VCX	VICINITY CENTRES	Buy	300.0000	\$1.4315	\$28.13	\$457.58	
18352505	Thomson Family Super Fund - PWM Listed Property	12/10/2020	14/10/2020	ADI	APN INDUSTRIA REIT	Sell	275.0000	\$2.6200	\$28.23		\$692.27
18352505	Thomson Family Super Fund - PWM Listed Property	15/10/2020	19/10/2020	ADI	APN INDUSTRIA REIT	Sell	330.0000	\$2.6555	\$28.28		\$848.04
18352505	Thomson Family Super Fund - PWM Listed Property	21/10/2020	23/10/2020	DXS	DEXUS STAND ALONE STAPLED SECURITY	Sell	107.0000	\$9.2925	\$28.32		\$965.98
18352505	Thomson Family Super Fund - PWM Listed Property	21/10/2020	23/10/2020	GMG	GOODMAN GROUP	Buy	37.0000	\$18.5020	\$28.22	\$712.79	
18352505	Thomson Family Super Fund - PWM Listed Property	30/10/2020	03/11/2020	CLW	CHARTER HALL LONG--REIT UNIT	Buy	385.0000	\$4.7886	\$28.58	\$1,872.19	
18352505	Thomson Family Super Fund - PWM Listed Property	30/10/2020	03/11/2020	RFF	RURAL FUNDS GROUP	Sell	350.0000	\$2.4153	\$28.27		\$817.09
18352505	Thomson Family Super Fund - PWM Listed Property	04/11/2020	06/11/2020	WPR	WAYPOINT REIT	Sell	190.0000	\$2.7434	\$28.16		\$493.09
18352505	Thomson Family Super Fund - PWM Listed Property	04/11/2020	06/11/2020	NSR	NATIONAL STORAGE REIT	Buy	563.0000	\$1.8308	\$28.32	\$1,059.06	
18352505	Thomson Family Super Fund - PWM Listed Property	05/11/2020	09/11/2020	GOZ	GROWTHPOINT PROPERTIES AUSTRALIA	Sell	503.0000	\$3.5848	\$28.57		\$1,774.58
18352505	Thomson Family Super Fund - PWM Listed Property	06/11/2020	10/11/2020	CQE	CHARTER HALL SOCIAL INFRASTRUCTURE REIT	Buy	604.0000	\$2.9612	\$28.56	\$1,817.12	
18352505	Thomson Family Super Fund - PWM Listed Property	09/11/2020	11/11/2020	DXS	DEXUS STAND ALONE STAPLED SECURITY	Sell	248.0000	\$9.0337	\$28.71		\$2,211.65
18352505	Thomson Family Super Fund - PWM Listed Property	09/11/2020	11/11/2020	VCX	VICINITY CENTRES	Buy	1,774.0000	\$1.4428	\$28.80	\$2,588.33	
18352505	Thomson Family Super Fund - PWM Listed Property	10/11/2020	12/11/2020	GPT	GPT GROUP	Sell	283.0000	\$4.6999	\$28.42		\$1,301.65
18352505	Thomson Family Super Fund - PWM Listed Property	10/11/2020	12/11/2020	GMG	GOODMAN GROUP	Buy	44.0000	\$18.3745	\$28.26	\$836.74	

Investment Transactions

From Wednesday, July 1, 2020 to Wednesday, June 30, 2021

Thomson Family Super Fund

Portfolio Code	Portfolio Name	Transaction Date	Settlement Date	Security Code	Security	Description	Units	Price (AUD)	Transaction Charges (AUD) *	Costs (AUD)	Proceeds (AUD)
18352505	Thomson Family Super Fund - PWM Listed Property	03/12/2020	07/12/2020	WPR	WAYPOINT REIT	Sell	846.0000	\$2.6940	\$28.72		\$2,250.40
18352505	Thomson Family Super Fund - PWM Listed Property	08/12/2020	10/12/2020	SCG	SCENTRE GROUP	Buy	854.0000	\$2.9447	\$28.79	\$2,543.56	
18352505	Thomson Family Super Fund - PWM Listed Property	13/01/2021	15/01/2021	RFF	RURAL FUNDS GROUP	Sell	695.0000	\$2.5031	\$28.54		\$1,711.11
18352505	Thomson Family Super Fund - PWM Listed Property	13/01/2021	15/01/2021	WPR	WAYPOINT REIT	Buy	463.0000	\$2.5056	\$28.36	\$1,188.45	
18352505	Thomson Family Super Fund - PWM Listed Property	10/02/2021	12/02/2021	MGR	MIRVAC GROUP	Sell	490.0000	\$2.3637	\$28.36		\$1,129.85
18352505	Thomson Family Super Fund - PWM Listed Property	10/02/2021	12/02/2021	SCG	SCENTRE GROUP	Sell	220.0000	\$2.7728	\$28.19		\$581.83
18352505	Thomson Family Super Fund - PWM Listed Property	10/02/2021	12/02/2021	DXS	DEXUS STAND ALONE STAPLED SECURITY	Buy	226.0000	\$8.6196	\$28.61	\$1,976.64	
18352505	Thomson Family Super Fund - PWM Listed Property	19/02/2021	23/02/2021	SCG	SCENTRE GROUP	Sell	634.0000	\$2.7149	\$28.54		\$1,692.71
18352505	Thomson Family Super Fund - PWM Listed Property	25/02/2021	01/03/2021	GOZ	GROWTHPOINT PROPERTIES AUSTRALIA	Buy	571.0000	\$3.1241	\$28.56	\$1,812.42	
18352505	Thomson Family Super Fund - PWM Listed Property	24/03/2021	26/03/2021	WPR	WAYPOINT REIT	Buy	778.0000	\$2.4941	\$28.61	\$1,969.02	
18352505	Thomson Family Super Fund - PWM Listed Property	24/03/2021	26/03/2021	CHC	CHARTER HALL GROUP	Buy	93.0000	\$13.2607	\$28.39	\$1,261.64	
18352505	Thomson Family Super Fund - PWM Listed Property	24/03/2021	26/03/2021	CLW	CHARTER HALL LONG--REIT UNIT	Sell	385.0000	\$4.7367	\$28.57		\$1,795.06
18352505	Thomson Family Super Fund - PWM Listed Property	30/03/2021	01/04/2021	VCX	VICINITY CENTRES	Sell	790.0000	\$1.6292	\$28.40		\$1,258.67
18352505	Thomson Family Super Fund - PWM Listed Property	26/04/2021	28/04/2021	NSR	NATIONAL STORAGE REIT	Sell	651.0000	\$2.0476	\$28.42		\$1,304.57
18352505	Thomson Family Super Fund - PWM Listed Property	28/04/2021	30/04/2021	MGR	MIRVAC GROUP	Buy	256.0000	\$2.6475	\$28.21	\$705.97	
18352505	Thomson Family Super Fund - PWM Listed Property	10/05/2021	12/05/2021	MGR	MIRVAC GROUP	Sell	359.0000	\$2.8008	\$28.32		\$977.17
18352505	Thomson Family Super Fund - PWM Listed Property	13/05/2021	17/05/2021	MGR	MIRVAC GROUP	Sell	244.0000	\$2.7025	\$28.21		\$631.20
18352505	Thomson Family Super Fund - PWM Listed Property	28/05/2021	01/06/2021	NSR	NATIONAL STORAGE REIT	Sell	468.0000	\$2.0800	\$28.31		\$945.13
18352505	Thomson Family Super Fund - PWM Listed Property	10/06/2021	15/06/2021	GPT	GPT GROUP	Buy	302.0000	\$4.8801	\$28.47	\$1,502.26	
18352505	Thomson Family Super Fund - PWM Listed Property	10/06/2021	15/06/2021	MGR	MIRVAC GROUP	Sell	455.0000	\$2.9707	\$28.43		\$1,323.24
18352505	Thomson Family Super Fund - PWM Listed Property	11/06/2021	16/06/2021	CIP	CENTURIA INDUSTRIAL REIT ORD FP	Buy	179.0000	\$3.7158	\$28.21	\$693.34	
18352505	Thomson Family Super Fund - PWM Listed Property	11/06/2021	16/06/2021	GMG	GOODMAN GROUP	Buy	71.0000	\$20.6314	\$28.46	\$1,493.29	
18352505	Thomson Family Super Fund - PWM Listed Property	11/06/2021	16/06/2021	LIC	LIFESTYLE COMMUNITIES LIMITED	Sell	48.0000	\$13.8288	\$28.21		\$635.57
18352505	Thomson Family Super Fund - PWM Listed Property	24/06/2021	28/06/2021	EGH	EUREKA GROUP HOLDINGS LIMITED	Sell	2,074.0000	\$0.5755	\$28.37		\$1,165.22

Investment Transactions

From Wednesday, July 1, 2020 to Wednesday, June 30, 2021

Thomson Family Super Fund

Portfolio Code	Portfolio Name	Transaction Date	Settlement Date	Security Code	Security	Description	Units	Price (AUD)	Transaction Charges (AUD) *	Costs (AUD)	Proceeds (AUD)
										\$37,414.26	\$40,035.65
Thomson Family Super Fund - PWM International Share											
18352504	Thomson Family Super Fund - PWM International Share	10/07/2020	14/07/2020	VISM	VANGUARD MSCI INT SMALL CO INDEX ETF	Sell	235.0000	\$46.6711	\$31.46		\$10,936.25
18352504	Thomson Family Super Fund - PWM International Share	04/08/2020	06/08/2020	MAQ0410AU	WALTER SCOTT GLOBAL EQUITY FUND	Sell	26,259.5674	\$2.9172	\$28.00		\$76,576.41
18352504	Thomson Family Super Fund - PWM International Share	04/08/2020	06/08/2020	MGE0007AU	MAGELLAN GLOBAL FUND HEDGED	Sell	17,487.0198	\$1.7727	\$28.00		\$30,971.24
18352504	Thomson Family Super Fund - PWM International Share	21/08/2020	21/08/2020	ETL8482AU	T. ROWE PRICE GLOBAL EQUITY FUND - M CLASS	Buy	48,616.8475	\$1.1052	\$28.00	\$53,759.34	
18352504	Thomson Family Super Fund - PWM International Share	23/09/2020	23/09/2020	ETL1864AU	T. ROWE PRICE GLOBAL EQUITY (HEDGED) FUND M CLASS	Buy	20,623.9965	\$1.2581	\$28.00	\$25,975.05	
18352504	Thomson Family Super Fund - PWM International Share	23/09/2020	23/09/2020	FSF5774AU	BAILLIE GIFFORD LONG TERM GLOBAL GROWTH FD CLASS A	Buy	14,978.8702	\$1.4004	\$28.00	\$21,004.41	
18352504	Thomson Family Super Fund - PWM International Share	07/12/2020	07/12/2020	OPS8304AU	ARTISAN GLOBAL DISCOVERY FUND	Buy	19,737.2906	\$1.1735	\$28.00	\$23,189.75	
18352504	Thomson Family Super Fund - PWM International Share	09/12/2020	11/12/2020	ETL8482AU	T. ROWE PRICE GLOBAL EQUITY FUND - M CLASS	Sell	24,965.7969	\$1.2110	\$28.00		\$30,205.58
18352504	Thomson Family Super Fund - PWM International Share	10/12/2020	10/12/2020	ETL1864AU	T. ROWE PRICE GLOBAL EQUITY (HEDGED) FUND M CLASS	Buy	19,483.0781	\$1.4496	\$28.00	\$28,270.67	
18352504	Thomson Family Super Fund - PWM International Share	01/04/2021	13/04/2021	WQGOA	WCM GLOBAL GROWTH LIMITED OPTIONS AUG 2022	Buy Warrant Distribution	2,930.0000	\$0.0000		\$0.00	
18352504	Thomson Family Super Fund - PWM International Share	01/04/2021	13/04/2021	WQGOA	WCM GLOBAL GROWTH LIMITED OPTIONS AUG 2022	Buy Warrant Distribution	5,003.0000	\$0.0000		\$0.00	
18352504	Thomson Family Super Fund - PWM International Share	01/04/2021	13/04/2021	WQGOA	WCM GLOBAL GROWTH LIMITED OPTIONS AUG 2022	Buy Warrant Distribution	244.0000	\$0.0000		\$0.00	
18352504	Thomson Family Super Fund - PWM International Share	01/04/2021	13/04/2021	WQGOA	WCM GLOBAL GROWTH LIMITED OPTIONS AUG 2022	Buy Warrant Distribution	347.0000	\$0.0000		\$0.00	
18352504	Thomson Family Super Fund - PWM International Share	01/04/2021	13/04/2021	WQGOA	WCM GLOBAL GROWTH LIMITED OPTIONS AUG 2022	Buy Warrant Distribution	1,668.0000	\$0.0000		\$0.00	
18352504	Thomson Family Super Fund - PWM International Share	01/04/2021	13/04/2021	WQGOA	WCM GLOBAL GROWTH LIMITED OPTIONS AUG 2022	Buy Warrant Distribution	12.0000	\$0.0000		\$0.00	
18352504	Thomson Family Super Fund - PWM International Share	01/04/2021	13/04/2021	WQGOA	WCM GLOBAL GROWTH LIMITED OPTIONS AUG 2022	Buy Warrant Distribution	43.0000	\$0.0000		\$0.00	
18352504	Thomson Family Super Fund - PWM International Share	01/04/2021	13/04/2021	WQGOA	WCM GLOBAL GROWTH LIMITED OPTIONS AUG 2022	Buy Warrant Distribution	478.0000	\$0.0000		\$0.00	
18352504	Thomson Family Super Fund - PWM International Share	01/04/2021	13/04/2021	WQGOA	WCM GLOBAL GROWTH LIMITED OPTIONS AUG 2022	Buy Warrant Distribution	197.0000	\$0.0000		\$0.00	
18352504	Thomson Family Super Fund - PWM International Share	29/04/2021	29/04/2021	ETL1864AU	T. ROWE PRICE GLOBAL EQUITY (HEDGED) FUND M CLASS	Buy	19,072.3990	\$1.6119	\$28.00	\$30,770.80	
18352504	Thomson Family Super Fund - PWM International Share	29/04/2021	29/04/2021	OPS8304AU	ARTISAN GLOBAL DISCOVERY FUND	Buy	5,312.8676	\$1.2300	\$28.00	\$6,562.79	

Investment Transactions

From Wednesday, July 1, 2020 to Wednesday, June 30, 2021

Thomson Family Super Fund

Portfolio Code	Portfolio Name	Transaction Date	Settlement Date	Security Code	Security	Description	Units	Price (AUD)	Transaction Charges (AUD) *	Costs (AUD)	Proceeds (AUD)
18352504	Thomson Family Super Fund - PWM International Share	29/04/2021	29/04/2021	ACM0009AU	ALLIANCE BERNSTEIN GLOBAL EQUITIES FUND	Buy	49,355.4139	\$1.7418	\$28.00	\$85,995.26	
18352504	Thomson Family Super Fund - PWM International Share	29/04/2021	03/05/2021	MGE0007AU	MAGELLAN GLOBAL FUND HEDGED	Sell	37,554.5178	\$1.9693	\$28.00		\$73,928.11
18352504	Thomson Family Super Fund - PWM International Share	30/04/2021	04/05/2021	ETL8482AU	T.ROWE PRICE GLOBAL EQUITY FUND - M CLASS	Sell	23,651.0506	\$1.3045	\$28.00		\$30,824.80
										\$275,528.07	\$253,442.39

Thomson Family Super Fund - PWM Australian Share

18352502	Thomson Family Super Fund - PWM Australian Share	03/07/2020	07/07/2020	RIO	RIO TINTO LIMITED	Sell	22.0000	\$96.4842	\$28.67		\$2,093.98
18352502	Thomson Family Super Fund - PWM Australian Share	03/07/2020	07/07/2020	RMD	RESMED INC	Sell	33.0000	\$28.0933	\$28.30		\$898.78
18352502	Thomson Family Super Fund - PWM Australian Share	03/07/2020	07/07/2020	SYD	SYDNEY AIRPORT TRUSTS 1 & 2	Sell	323.0000	\$5.7401	\$28.58		\$1,825.47
18352502	Thomson Family Super Fund - PWM Australian Share	03/07/2020	07/07/2020	XRO	XERO LIMITED	Sell	20.0000	\$91.1175	\$28.57		\$1,793.78
18352502	Thomson Family Super Fund - PWM Australian Share	03/07/2020	07/07/2020	CNU	CHORUS LIMITED	Buy	189.0000	\$7.1902	\$28.43	\$1,387.38	
18352502	Thomson Family Super Fund - PWM Australian Share	03/07/2020	07/07/2020	FMG	FORTESCUE METALS GROUP LTD	Buy	68.0000	\$14.0041	\$28.30	\$980.58	
18352502	Thomson Family Super Fund - PWM Australian Share	03/07/2020	07/07/2020	MQG	MACQUARIE GROUP LIMITED	Sell	9.0000	\$121.6282	\$28.34		\$1,066.31
18352502	Thomson Family Super Fund - PWM Australian Share	03/07/2020	07/07/2020	NAB	NATIONAL AUSTRALIA BANK LIMITED	Sell	46.0000	\$18.7392	\$28.27		\$833.73
18352502	Thomson Family Super Fund - PWM Australian Share	03/07/2020	07/07/2020	NEA	NEARMAP LTD	Buy	824.0000	\$2.4696	\$28.64	\$2,063.59	
18352502	Thomson Family Super Fund - PWM Australian Share	03/07/2020	07/07/2020	OZL	OZ MINERALS LIMITED	Sell	82.0000	\$11.6152	\$28.30		\$924.15
18352502	Thomson Family Super Fund - PWM Australian Share	03/07/2020	07/07/2020	AMP	AMP LIMITED	Buy	610.0000	\$1.8263	\$28.35	\$1,142.39	
18352502	Thomson Family Super Fund - PWM Australian Share	03/07/2020	07/07/2020	ASX	ASX LIMITED	Buy	11.0000	\$87.4765	\$28.31	\$990.55	
18352502	Thomson Family Super Fund - PWM Australian Share	03/08/2020	05/08/2020	CSL	CSL LIMITED	Buy	3.0000	\$278.9722	\$28.27	\$865.19	
18352502	Thomson Family Super Fund - PWM Australian Share	03/08/2020	05/08/2020	FMG	FORTESCUE METALS GROUP LTD	Sell	168.0000	\$17.8277	\$28.95		\$2,966.10
18352502	Thomson Family Super Fund - PWM Australian Share	03/08/2020	05/08/2020	OZL	OZ MINERALS LIMITED	Sell	119.0000	\$13.8144	\$28.52		\$1,615.39
18352502	Thomson Family Super Fund - PWM Australian Share	03/08/2020	05/08/2020	PPH	PUSHPAY HOLDINGS LIMITED	Sell	158.0000	\$7.0793	\$28.35		\$1,090.18
18352502	Thomson Family Super Fund - PWM Australian Share	03/08/2020	05/08/2020	QBE	QBE INSURANCE GROUP LIMITED	Sell	69.0000	\$10.0144	\$28.22		\$662.77
18352502	Thomson Family Super Fund - PWM Australian Share	03/08/2020	05/08/2020	WPL	WOODSIDE PETROLEUM LIMITED	Buy	37.0000	\$19.9483	\$28.23	\$766.32	
18352502	Thomson Family Super Fund - PWM Australian Share	03/08/2020	05/08/2020	AMP	AMP LIMITED	Buy	722.0000	\$1.4125	\$28.32	\$1,048.15	

Investment Transactions

From Wednesday, July 1, 2020 to Wednesday, June 30, 2021

Thomson Family Super Fund

Portfolio Code	Portfolio Name	Transaction Date	Settlement Date	Security Code	Security	Description	Units	Price (AUD)	Transaction Charges (AUD) *	Costs (AUD)	Proceeds (AUD)
18352502	Thomson Family Super Fund - PWM Australian Share	03/08/2020	05/08/2020	ASX	ASX LIMITED	Buy	7.0000	\$83.7505	\$28.18	\$614.43	
18352502	Thomson Family Super Fund - PWM Australian Share	02/09/2020	04/09/2020	NEA	NEARMAP LTD	Buy	481.0000	\$3.1293	\$28.48	\$1,533.67	
18352502	Thomson Family Super Fund - PWM Australian Share	02/09/2020	04/09/2020	QBE	QBE INSURANCE GROUP LIMITED	Sell	87.0000	\$10.0370	\$28.28		\$844.94
18352502	Thomson Family Super Fund - PWM Australian Share	02/09/2020	04/09/2020	XRO	XERO LIMITED	Sell	10.0000	\$99.9899	\$28.32		\$971.58
18352502	Thomson Family Super Fund - PWM Australian Share	02/09/2020	04/09/2020	CBA	COMMONWEALTH BANK OF AUSTRALIA	Buy	9.0000	\$66.9600	\$28.19	\$630.83	
18352502	Thomson Family Super Fund - PWM Australian Share	02/09/2020	04/09/2020	EVN	EVOLUTION MINING LIMITED	Buy	186.0000	\$5.6500	\$28.33	\$1,079.23	
18352502	Thomson Family Super Fund - PWM Australian Share	02/09/2020	04/09/2020	GMG	GOODMAN GROUP	Buy	92.0000	\$18.2800	\$28.53	\$1,710.29	
18352502	Thomson Family Super Fund - PWM Australian Share	02/09/2020	04/09/2020	IPL	INCITEC PIVOT LIMITED	Buy	972.0000	\$2.0965	\$28.64	\$2,066.44	
18352502	Thomson Family Super Fund - PWM Australian Share	02/09/2020	04/09/2020	IVC	INVOCARE LIMITED	Sell	164.0000	\$9.6252	\$28.50		\$1,550.03
18352502	Thomson Family Super Fund - PWM Australian Share	02/09/2020	04/09/2020	LLC	LENLEASE GROUP	Sell	74.0000	\$11.9956	\$28.28		\$859.39
18352502	Thomson Family Super Fund - PWM Australian Share	01/10/2020	05/10/2020	NEA	NEARMAP LTD	Buy	315.0000	\$2.3232	\$28.23	\$760.04	
18352502	Thomson Family Super Fund - PWM Australian Share	01/10/2020	05/10/2020	AMP	AMP LIMITED	Buy	580.0000	\$1.3407	\$28.25	\$805.86	
18352502	Thomson Family Super Fund - PWM Australian Share	01/10/2020	05/10/2020	CSL	CSL LIMITED	Sell	3.0000	\$288.4067	\$28.28		\$836.94
18352502	Thomson Family Super Fund - PWM Australian Share	01/10/2020	05/10/2020	NAB	NATIONAL AUSTRALIA BANK LIMITED	Buy	43.0000	\$17.8311	\$28.24	\$794.98	
18352502	Thomson Family Super Fund - PWM Australian Share	06/10/2020	08/10/2020	WES	WESFARMERS LIMITED	Buy	11.0000	\$44.6500	\$28.15	\$519.30	
18352502	Thomson Family Super Fund - PWM Australian Share	06/10/2020	08/10/2020	WPL	WOODSIDE PETROLEUM LIMITED	Buy	31.0000	\$17.9611	\$28.17	\$584.96	
18352502	Thomson Family Super Fund - PWM Australian Share	06/10/2020	08/10/2020	XRO	XERO LIMITED	Sell	6.0000	\$106.1157	\$28.20		\$608.49
18352502	Thomson Family Super Fund - PWM Australian Share	06/10/2020	08/10/2020	CNU	CHORUS LIMITED	Sell	75.0000	\$8.0090	\$28.19		\$572.49
18352502	Thomson Family Super Fund - PWM Australian Share	06/10/2020	08/10/2020	ELD	ELDERS LIMITED	Sell	50.0000	\$11.2512	\$28.18		\$534.38
18352502	Thomson Family Super Fund - PWM Australian Share	06/10/2020	08/10/2020	JHC	JAPARA HEALTHCARE LIMITED	Buy	912.0000	\$0.4025	\$28.11	\$395.19	
18352502	Thomson Family Super Fund - PWM Australian Share	06/10/2020	08/10/2020	PPH	PUSHPAY HOLDINGS LIMITED	Sell	51.0000	\$8.0478	\$28.13		\$382.31
18352502	Thomson Family Super Fund - PWM Australian Share	06/10/2020	08/10/2020	QBE	QBE INSURANCE GROUP LIMITED	Sell	50.0000	\$8.9134	\$28.14		\$417.53
18352502	Thomson Family Super Fund - PWM Australian Share	02/11/2020	04/11/2020	FMG	FORTESCUE METALS GROUP LTD	Sell	61.0000	\$17.2137	\$28.33		\$1,021.71
18352502	Thomson Family Super Fund - PWM Australian Share	02/11/2020	04/11/2020	HUB	HUB24 LIMITED	Buy	88.0000	\$21.5353	\$28.60	\$1,923.71	

Investment Transactions

From Wednesday, July 1, 2020 to Wednesday, June 30, 2021

Thomson Family Super Fund

Portfolio Code	Portfolio Name	Transaction Date	Settlement Date	Security Code	Security	Description	Units	Price (AUD)	Transaction Charges (AUD) *	Costs (AUD)	Proceeds (AUD)
18352502	Thomson Family Super Fund - PWM Australian Share	02/11/2020	04/11/2020	OZL	OZ MINERALS LIMITED	Sell	43.0000	\$14.5303	\$28.20		\$596.60
18352502	Thomson Family Super Fund - PWM Australian Share	02/11/2020	04/11/2020	QBE	QBE INSURANCE GROUP LIMITED	Sell	62.0000	\$8.2658	\$28.16		\$484.32
18352502	Thomson Family Super Fund - PWM Australian Share	02/11/2020	04/11/2020	RMD	RESMED INC	Sell	46.0000	\$27.4572	\$28.40		\$1,234.63
18352502	Thomson Family Super Fund - PWM Australian Share	02/11/2020	04/11/2020	BHP	BHP GROUP LIMITED	Buy	15.0000	\$33.8273	\$28.16	\$535.57	
18352502	Thomson Family Super Fund - PWM Australian Share	02/11/2020	04/11/2020	CSL	CSL LIMITED	Buy	2.0000	\$286.0499	\$28.18	\$600.28	
18352502	Thomson Family Super Fund - PWM Australian Share	02/11/2020	04/11/2020	CTD	CORPORATE TRAVEL MANAGEMENT LIMITED	Buy	138.0000	\$14.6550	\$28.64	\$2,051.03	
18352502	Thomson Family Super Fund - PWM Australian Share	25/11/2020	27/11/2020	PPHZ	PUSHPAY HOLDINGS LIMITED	Buy Share Exchange STOCK SPLIT	2,472.0000	\$1.5316		\$3,786.03	
18352502	Thomson Family Super Fund - PWM Australian Share	25/11/2020	27/11/2020	PPH	PUSHPAY HOLDINGS LIMITED	Sell Share Exchange	618.0000	\$6.1263			\$3,786.03
18352502	Thomson Family Super Fund - PWM Australian Share	02/12/2020	04/12/2020	M7T	MACH7 TECHNOLOGIES LIMITED	Buy	1,655.0000	\$1.3257	\$28.69	\$2,222.72	
18352502	Thomson Family Super Fund - PWM Australian Share	03/12/2020	03/12/2020	PPH	PUSHPAY HOLDINGS LIMITED	Buy Share Exchange	2,472.0000	\$1.5316		\$3,786.03	
18352502	Thomson Family Super Fund - PWM Australian Share	03/12/2020	03/12/2020	PPHZ	PUSHPAY HOLDINGS LIMITED	Sell Share Exchange STOCK SPLIT	2,472.0000	\$1.5316			\$3,786.03
18352502	Thomson Family Super Fund - PWM Australian Share	22/12/2020	24/12/2020	IVC	INVOCARE LIMITED	Sell	205.0000	\$11.3402	\$28.74		\$2,296.00
18352502	Thomson Family Super Fund - PWM Australian Share	23/12/2020	29/12/2020	QBE	QBE INSURANCE GROUP LIMITED	Sell	241.0000	\$8.7550	\$28.67		\$2,081.29
18352502	Thomson Family Super Fund - PWM Australian Share	01/02/2021	03/02/2021	NTO	NITRO SOFTWARE LIMITED	Buy	668.0000	\$3.1583	\$28.67	\$2,138.41	
18352502	Thomson Family Super Fund - PWM Australian Share	01/02/2021	03/02/2021	CBA	COMMONWEALTH BANK OF AUSTRALIA	Sell	27.0000	\$84.4285	\$28.72		\$2,250.85
18352502	Thomson Family Super Fund - PWM Australian Share	01/02/2021	03/02/2021	HUB	HUB24 LIMITED	Buy	83.0000	\$23.5759	\$28.62	\$1,985.42	
18352502	Thomson Family Super Fund - PWM Australian Share	01/02/2021	03/02/2021	IPL	INCITEC PIVOT LIMITED	Buy	807.0000	\$2.7329	\$28.70	\$2,234.15	
18352502	Thomson Family Super Fund - PWM Australian Share	01/02/2021	03/02/2021	NAB	NATIONAL AUSTRALIA BANK LIMITED	Buy	88.0000	\$23.7623	\$28.66	\$2,119.74	
18352502	Thomson Family Super Fund - PWM Australian Share	01/02/2021	03/02/2021	TLS	TELSTRA CORPORATION LIMITED	Buy	670.0000	\$3.1464	\$28.67	\$2,136.76	
18352502	Thomson Family Super Fund - PWM Australian Share	01/02/2021	03/02/2021	XRO	XERO LIMITED	Sell	20.0000	\$131.5685	\$28.83		\$2,602.54
18352502	Thomson Family Super Fund - PWM Australian Share	22/02/2021	24/02/2021	OZL	OZ MINERALS LIMITED	Sell	166.0000	\$22.6280	\$29.18		\$3,727.07
18352502	Thomson Family Super Fund - PWM Australian Share	01/03/2021	03/03/2021	LLC	LENLEASE GROUP	Sell	292.0000	\$13.5430	\$29.25		\$3,925.31
18352502	Thomson Family Super Fund - PWM Australian Share	01/03/2021	03/03/2021	OSH	OIL SEARCH LIMITED	Sell	481.0000	\$4.2995	\$28.65		\$2,039.41
18352502	Thomson Family Super Fund - PWM Australian Share	01/03/2021	03/03/2021	TLS	TELSTRA CORPORATION LIMITED	Buy	709.0000	\$3.1391	\$28.70	\$2,254.32	

Investment Transactions

From Wednesday, July 1, 2020 to Wednesday, June 30, 2021

Thomson Family Super Fund

Portfolio Code	Portfolio Name	Transaction Date	Settlement Date	Security Code	Security	Description	Units	Price (AUD)	Transaction Charges (AUD) *	Costs (AUD)	Proceeds (AUD)
18352502	Thomson Family Super Fund - PWM Australian Share	01/04/2021	07/04/2021	IPL	INCITEC PIVOT LIMITED	Buy	984.0000	\$2.9222	\$28.91	\$2,904.35	
18352502	Thomson Family Super Fund - PWM Australian Share	01/04/2021	07/04/2021	QBE	QBE INSURANCE GROUP LIMITED	Buy	311.0000	\$9.7657	\$28.95	\$3,066.08	
18352502	Thomson Family Super Fund - PWM Australian Share	01/04/2021	07/04/2021	BHP	BHP GROUP LIMITED	Buy	59.0000	\$45.6292	\$28.85	\$2,720.97	
18352502	Thomson Family Super Fund - PWM Australian Share	26/04/2021	28/04/2021	CTD	CORPORATE TRAVEL MANAGEMENT LIMITED	Buy	133.0000	\$19.6571	\$28.82	\$2,643.21	
18352502	Thomson Family Super Fund - PWM Australian Share	26/04/2021	28/04/2021	GMG	GOODMAN GROUP	Sell	221.0000	\$19.0326	\$29.33		\$4,176.87
18352502	Thomson Family Super Fund - PWM Australian Share	26/04/2021	28/04/2021	TLS	TELSTRA CORPORATION LIMITED	Buy	1,069.0000	\$3.3858	\$29.14	\$3,648.56	
18352502	Thomson Family Super Fund - PWM Australian Share	26/04/2021	28/04/2021	WES	WESFARMERS LIMITED	Buy	33.0000	\$55.3039	\$28.57	\$1,853.60	
18352502	Thomson Family Super Fund - PWM Australian Share	03/05/2021	05/05/2021	NEA	NEARMAP LTD	Buy	729.0000	\$2.0725	\$28.48	\$1,539.33	
18352502	Thomson Family Super Fund - PWM Australian Share	03/05/2021	05/05/2021	NTO	NITRO SOFTWARE LIMITED	Buy	405.0000	\$3.1479	\$28.40	\$1,303.30	
18352502	Thomson Family Super Fund - PWM Australian Share	03/05/2021	05/05/2021	OZL	OZ MINERALS LIMITED	Sell	89.0000	\$24.0191	\$28.68		\$2,109.02
18352502	Thomson Family Super Fund - PWM Australian Share	03/05/2021	05/05/2021	XRO	XERO LIMITED	Sell	17.0000	\$139.9133	\$28.74		\$2,349.79
18352502	Thomson Family Super Fund - PWM Australian Share	03/05/2021	05/05/2021	ASX	ASX LIMITED	Sell	27.0000	\$72.4774	\$28.62		\$1,928.27
18352502	Thomson Family Super Fund - PWM Australian Share	03/05/2021	05/05/2021	CNU	CHORUS LIMITED	Sell	266.0000	\$6.2618	\$28.53		\$1,637.11
18352502	Thomson Family Super Fund - PWM Australian Share	03/05/2021	05/05/2021	EVN	EVOLUTION MINING LIMITED	Sell	250.0000	\$4.5852	\$28.36		\$1,117.94
18352502	Thomson Family Super Fund - PWM Australian Share	03/05/2021	05/05/2021	FMG	FORTESCUE METALS GROUP LTD	Sell	91.0000	\$22.4972	\$28.65		\$2,018.60
18352502	Thomson Family Super Fund - PWM Australian Share	03/05/2021	05/05/2021	HUB	HUB24 LIMITED	Sell	39.0000	\$24.9261	\$28.31		\$943.81
18352502	Thomson Family Super Fund - PWM Australian Share	03/05/2021	05/05/2021	IPL	INCITEC PIVOT LIMITED	Buy	384.0000	\$2.6439	\$28.32	\$1,043.58	
18352502	Thomson Family Super Fund - PWM Australian Share	13/05/2021	17/05/2021	NAB	NATIONAL AUSTRALIA BANK LIMITED	Sell	54.0000	\$25.9436	\$28.44		\$1,372.51
18352502	Thomson Family Super Fund - PWM Australian Share	01/06/2021	03/06/2021	PPH	PUSHPAY HOLDINGS LIMITED	Buy	690.0000	\$1.6259	\$28.35	\$1,150.22	
18352502	Thomson Family Super Fund - PWM Australian Share	01/06/2021	03/06/2021	XRO	XERO LIMITED	Sell	13.0000	\$131.4669	\$28.53		\$1,680.54
18352502	Thomson Family Super Fund - PWM Australian Share	01/06/2021	03/06/2021	WOW	WOOLWORTHS GROUP LIMITED	Buy	54.0000	\$41.7800	\$28.71	\$2,284.83	
18352502	Thomson Family Super Fund - PWM Australian Share	01/06/2021	03/06/2021	CSL	CSL LIMITED	Buy	5.0000	\$287.8778	\$28.46	\$1,467.85	
18352502	Thomson Family Super Fund - PWM Australian Share	01/06/2021	03/06/2021	OZL	OZ MINERALS LIMITED	Sell	22.0000	\$25.6740	\$28.18		\$536.65
18352502	Thomson Family Super Fund - PWM Australian Share	01/06/2021	03/06/2021	IPL	INCITEC PIVOT LIMITED	Buy	313.0000	\$2.2751	\$28.22	\$740.33	

Investment Transactions

From Wednesday, July 1, 2020 to Wednesday, June 30, 2021

Thomson Family Super Fund

Portfolio Code	Portfolio Name	Transaction Date	Settlement Date	Security Code	Security	Description	Units	Price (AUD)	Transaction Charges (AUD) *	Costs (AUD)	Proceeds (AUD)
18352502	Thomson Family Super Fund - PWM Australian Share	01/06/2021	03/06/2021	NEA	NEARMAP LTD	Sell	537.0000	\$1.7129	\$28.29		\$891.54
18352502	Thomson Family Super Fund - PWM Australian Share	02/06/2021	04/06/2021	JHC	JAPARA HEALTHCARE LIMITED	Sell	495.0000	\$1.0993	\$28.17		\$515.98
18352502	Thomson Family Super Fund - PWM Australian Share	02/06/2021	04/06/2021	JHC	JAPARA HEALTHCARE LIMITED	Sell	523.0000	\$1.0994	\$28.18		\$546.81
18352502	Thomson Family Super Fund - PWM Australian Share	09/06/2021	11/06/2021	NEA	NEARMAP LTD	Sell	557.0000	\$1.8535	\$28.32		\$1,004.08
18352502	Thomson Family Super Fund - PWM Australian Share	17/06/2021	21/06/2021	M7T	MACH7 TECHNOLOGIES LIMITED	Sell	865.0000	\$0.9925	\$28.27		\$830.24
18352502	Thomson Family Super Fund - PWM Australian Share	17/06/2021	21/06/2021	NEA	NEARMAP LTD	Sell	386.0000	\$1.8238	\$28.22		\$675.77
18352502	Thomson Family Super Fund - PWM Australian Share	24/06/2021	28/06/2021	NEA	NEARMAP LTD	Sell	469.0000	\$1.9320	\$28.29		\$877.82
18352502	Thomson Family Super Fund - PWM Australian Share	24/06/2021	01/07/2021	WOW	WOOLWORTHS GROUP LIMITED	Sell Book Value Adjustment	54.0000	\$6.0041			\$324.22
18352502	Thomson Family Super Fund - PWM Australian Share	24/06/2021	01/07/2021	EDV	ENDEAVOUR GROUP LIMITED	Buy Share Exchange	54.0000	\$6.0040		\$324.22	
18352502	Thomson Family Super Fund - PWM Australian Share	28/06/2021	30/06/2021	M7T	MACH7 TECHNOLOGIES LIMITED	Sell	790.0000	\$1.0446	\$28.26		\$796.97
18352502	Thomson Family Super Fund - PWM Australian Share	28/06/2021	30/06/2021	NEA	NEARMAP LTD	Sell	400.0000	\$1.8276	\$28.23		\$702.81
18352502	Thomson Family Super Fund - PWM Australian Share	28/06/2021	30/06/2021	WES	WESFARMERS LIMITED	Buy	22.0000	\$58.3515	\$28.40	\$1,312.13	
										\$76,516.10	\$80,217.86
Net Cost / Net Proceeds										\$432,695.04	\$416,989.08

* Transaction Charges are inclusive of GST and GST refunds where these are applicable

** Includes the estimated value of Managed Fund redemptions and applications processed but awaiting confirmation by external registries

Data reflected in this report may be derived from an external source. If from an external source, it is assumed to be correct at the time this report is produced. Investment Administration Services Pty Limited does not assume responsibility for any inaccurate data provided by the external source. The information in this report is not intended to provide advice, as it does not take into account your personal objectives, financial situation or needs. The information is given in good faith and is derived from sources believed to be accurate. Please note that information contained in this report will be incorrect or incomplete if data supplied to us is incorrect. To the extent permitted by law no liability is accepted for any loss or damage as a result of reliance on this information. IAS does not guarantee the repayment of capital, payment of income or the performance of any particular investment.

Point to Point Performance Summary by Portfolio

From Wednesday, July 1, 2020 to Wednesday, June 30, 2021

Thomson Family Super Fund

	Opening Balance	Portfolio Cashflows				Closing Balance	Valuation Movement	Investment Return	Compound Period Performance
		Contributions		Withdrawals					
		in Cash	in Kind	in Cash	in Kind				
Thomson Family Super Fund - Cash Portfolio	\$117.25	\$6,000.00	\$0.00	(\$6,001.43)	\$0.00	\$115.82	(\$1.43)	\$0.00	0.000 %
Thomson Family Super Fund - PWM Alternative Asset	\$57,030.33	\$0.00	\$0.00	(\$720.00)	\$0.00	\$60,456.73	\$3,426.40	\$4,146.40	7.311 %
Thomson Family Super Fund - PWM Australian Share	\$191,717.38	\$0.00	\$0.00	(\$2,621.10)	\$0.00	\$238,783.22	\$47,065.84	\$49,686.94	26.079 %
Thomson Family Super Fund - PWM Diversified Fixed Interest	\$0.00	\$0.00	\$0.00	\$0.00	\$0.00	\$0.00	\$0.00	\$0.00	0.000 %
Thomson Family Super Fund - PWM International Share	\$261,250.05	\$73.33	\$0.00	(\$7,554.28)	\$0.00	\$317,997.39	\$56,747.34	\$64,228.29	24.791 %
Thomson Family Super Fund - PWM Listed Property	\$52,828.30	\$0.00	\$0.00	(\$745.65)	\$0.00	\$70,050.56	\$17,222.27	\$17,967.92	34.229 %
Thomson Family Super Fund - PWM Transition	\$17,418.31	\$0.00	\$0.00	(\$2,284.30)	\$0.00	\$23,582.17	\$6,163.86	\$8,448.16	48.946 %
		\$6,073.33	\$0.00	(\$19,926.76)	\$0.00		\$130,624.27	\$144,477.70	25.061 %

Note that this report is based on transaction data as at the date of the report. Back-dated transactions for the period of the report may still be outstanding and not appear in the report.

Data reflected in this report may be derived from an external source. If from an external source, it is assumed to be correct at the time this report is produced. Investment Administration Services Pty Limited does not assume responsibility for any inaccurate data provided by the external source. The information in this report is not intended to provide advice, as it does not take into account your personal objectives, financial situation or needs. The information is given in good faith and is derived from sources believed to be accurate. Please note that information contained in this report will be incorrect or incomplete if data supplied to us is incorrect. To the extent permitted by law no liability is accepted for any loss or damage as a result of reliance on this information. IAS does not guarantee the repayment of capital, payment of income or the performance of any particular investment.

Note that this report includes all data as supplied to us prior to Portfolio being taken over by IAS. IAS takes no responsibility for all data as supplied to us presented on this report prior to 01-Jul-2020

Portfolio Fees Report

From Wednesday, July 1, 2020 to Wednesday, June 30, 2021

Thomson Family Super Fund

Portfolio Code	Portfolio Name	Transaction Date	Fee Reason	Fee Description	Fee Amount
183525	Thomson Family Super Fund - Cash Portfolio	31/07/2020	Portfolio Management Fee	Portfolio Management Fee	\$0.12
183525	Thomson Family Super Fund - Cash Portfolio	31/08/2020	Portfolio Management Fee	Portfolio Management Fee	\$0.12
183525	Thomson Family Super Fund - Cash Portfolio	30/09/2020	Portfolio Management Fee	Portfolio Management Fee	\$0.12
183525	Thomson Family Super Fund - Cash Portfolio	31/10/2020	Portfolio Management Fee	Portfolio Management Fee	\$0.12
183525	Thomson Family Super Fund - Cash Portfolio	30/11/2020	Portfolio Management Fee	Portfolio Management Fee	\$0.12
183525	Thomson Family Super Fund - Cash Portfolio	31/12/2020	Portfolio Management Fee	Portfolio Management Fee	\$0.12
183525	Thomson Family Super Fund - Cash Portfolio	31/01/2021	Portfolio Management Fee	Portfolio Management Fee	\$0.12
183525	Thomson Family Super Fund - Cash Portfolio	28/02/2021	Portfolio Management Fee	Portfolio Management Fee	\$0.11
183525	Thomson Family Super Fund - Cash Portfolio	31/03/2021	Portfolio Management Fee	Portfolio Management Fee	\$0.12
183525	Thomson Family Super Fund - Cash Portfolio	30/04/2021	Portfolio Management Fee	Portfolio Management Fee	\$0.12
183525	Thomson Family Super Fund - Cash Portfolio	31/05/2021	Portfolio Management Fee	Portfolio Management Fee	\$0.12
183525	Thomson Family Super Fund - Cash Portfolio	30/06/2021	Portfolio Management Fee	Portfolio Management Fee	\$0.12
					\$1.43

PWM Alternative Asset

18352501	Thomson Family Super Fund - PWM Alternative Asset	31/07/2020	Portfolio Management Fee	Portfolio Management Fee	\$60.97
18352501	Thomson Family Super Fund - PWM Alternative Asset	31/08/2020	Portfolio Management Fee	Portfolio Management Fee	\$60.32
18352501	Thomson Family Super Fund - PWM Alternative Asset	30/09/2020	Portfolio Management Fee	Portfolio Management Fee	\$59.33
18352501	Thomson Family Super Fund - PWM Alternative Asset	31/10/2020	Portfolio Management Fee	Portfolio Management Fee	\$62.45
18352501	Thomson Family Super Fund - PWM Alternative Asset	30/11/2020	Portfolio Management Fee	Portfolio Management Fee	\$58.82
18352501	Thomson Family Super Fund - PWM Alternative Asset	31/12/2020	Portfolio Management Fee	Portfolio Management Fee	\$61.12
18352501	Thomson Family Super Fund - PWM Alternative Asset	31/01/2021	Portfolio Management Fee	Portfolio Management Fee	\$61.09
18352501	Thomson Family Super Fund - PWM Alternative Asset	28/02/2021	Portfolio Management Fee	Portfolio Management Fee	\$54.24
18352501	Thomson Family Super Fund - PWM Alternative Asset	31/03/2021	Portfolio Management Fee	Portfolio Management Fee	\$60.12
18352501	Thomson Family Super Fund - PWM Alternative Asset	30/04/2021	Portfolio Management Fee	Portfolio Management Fee	\$59.13
18352501	Thomson Family Super Fund - PWM Alternative Asset	31/05/2021	Portfolio Management Fee	Portfolio Management Fee	\$62.48
18352501	Thomson Family Super Fund - PWM Alternative Asset	30/06/2021	Portfolio Management Fee	Portfolio Management Fee	\$59.93
					\$720.00

PWM Australian Share

Portfolio Fees Report

From Wednesday, July 1, 2020 to Wednesday, June 30, 2021

Thomson Family Super Fund

Portfolio Code	Portfolio Name	Transaction Date	Fee Reason	Fee Description	Fee Amount
18352502	Thomson Family Super Fund - PWM Australian Share	31/07/2020	Portfolio Management Fee	Portfolio Management Fee	\$202.63
18352502	Thomson Family Super Fund - PWM Australian Share	31/08/2020	Portfolio Management Fee	Portfolio Management Fee	\$205.96
18352502	Thomson Family Super Fund - PWM Australian Share	30/09/2020	Portfolio Management Fee	Portfolio Management Fee	\$193.59
18352502	Thomson Family Super Fund - PWM Australian Share	31/10/2020	Portfolio Management Fee	Portfolio Management Fee	\$210.18
18352502	Thomson Family Super Fund - PWM Australian Share	30/11/2020	Portfolio Management Fee	Portfolio Management Fee	\$216.96
18352502	Thomson Family Super Fund - PWM Australian Share	31/12/2020	Portfolio Management Fee	Portfolio Management Fee	\$226.03
18352502	Thomson Family Super Fund - PWM Australian Share	31/01/2021	Portfolio Management Fee	Portfolio Management Fee	\$226.19
18352502	Thomson Family Super Fund - PWM Australian Share	28/02/2021	Portfolio Management Fee	Portfolio Management Fee	\$209.63
18352502	Thomson Family Super Fund - PWM Australian Share	31/03/2021	Portfolio Management Fee	Portfolio Management Fee	\$228.46
18352502	Thomson Family Super Fund - PWM Australian Share	30/04/2021	Portfolio Management Fee	Portfolio Management Fee	\$227.45
18352502	Thomson Family Super Fund - PWM Australian Share	31/05/2021	Portfolio Management Fee	Portfolio Management Fee	\$237.06
18352502	Thomson Family Super Fund - PWM Australian Share	30/06/2021	Portfolio Management Fee	Portfolio Management Fee	\$236.96
					\$2,621.10

PWM International Share

18352504	Thomson Family Super Fund - PWM International Share	31/07/2020	Portfolio Management Fee	Portfolio Management Fee	\$278.14
18352504	Thomson Family Super Fund - PWM International Share	31/08/2020	Portfolio Management Fee	Portfolio Management Fee	\$279.72
18352504	Thomson Family Super Fund - PWM International Share	30/09/2020	Portfolio Management Fee	Portfolio Management Fee	\$272.92
18352504	Thomson Family Super Fund - PWM International Share	31/10/2020	Portfolio Management Fee	Portfolio Management Fee	\$291.14
18352504	Thomson Family Super Fund - PWM International Share	30/11/2020	Portfolio Management Fee	Portfolio Management Fee	\$287.48
18352504	Thomson Family Super Fund - PWM International Share	31/12/2020	Portfolio Management Fee	Portfolio Management Fee	\$305.82
18352504	Thomson Family Super Fund - PWM International Share	31/01/2021	Portfolio Management Fee	Portfolio Management Fee	\$309.88
18352504	Thomson Family Super Fund - PWM International Share	28/02/2021	Portfolio Management Fee	Portfolio Management Fee	\$283.08
18352504	Thomson Family Super Fund - PWM International Share	31/03/2021	Portfolio Management Fee	Portfolio Management Fee	\$305.23
18352504	Thomson Family Super Fund - PWM International Share	30/04/2021	Portfolio Management Fee	Portfolio Management Fee	\$308.79
18352504	Thomson Family Super Fund - PWM International Share	31/05/2021	Portfolio Management Fee	Portfolio Management Fee	\$315.42
18352504	Thomson Family Super Fund - PWM International Share	30/06/2021	Portfolio Management Fee	Portfolio Management Fee	\$316.66
18352504	Thomson Family Super Fund - PWM International Share	31/12/2020	Other Fee Refund	OPS8304AU Fee Rebate Dec 20	(\$3.16)
18352504	Thomson Family Super Fund - PWM International Share	31/03/2021	Other Fee Refund	OPS8304AU Fee Rebate for Period Ended March 2021	(\$11.16)
18352504	Thomson Family Super Fund - PWM International Share	30/06/2021	Fund Manager Fee Rebate	ACM0009AU Rebate Apr to Jun21	(\$44.89)

Portfolio Fees Report

From Wednesday, July 1, 2020 to Wednesday, June 30, 2021

Thomson Family Super Fund

Portfolio Code	Portfolio Name	Transaction Date	Fee Reason	Fee Description	Fee Amount
18352504	Thomson Family Super Fund - PWM International Share	30/06/2021	Other Fee Refund	OPS8304AU Jun 21 Rebate	(\$14.12)
					\$3,480.95

PWM Listed Property

18352505	Thomson Family Super Fund - PWM Listed Property	31/07/2020	Portfolio Management Fee	Portfolio Management Fee	\$55.39
18352505	Thomson Family Super Fund - PWM Listed Property	31/08/2020	Portfolio Management Fee	Portfolio Management Fee	\$58.36
18352505	Thomson Family Super Fund - PWM Listed Property	30/09/2020	Portfolio Management Fee	Portfolio Management Fee	\$56.79
18352505	Thomson Family Super Fund - PWM Listed Property	31/10/2020	Portfolio Management Fee	Portfolio Management Fee	\$58.96
18352505	Thomson Family Super Fund - PWM Listed Property	30/11/2020	Portfolio Management Fee	Portfolio Management Fee	\$62.05
18352505	Thomson Family Super Fund - PWM Listed Property	31/12/2020	Portfolio Management Fee	Portfolio Management Fee	\$64.71
18352505	Thomson Family Super Fund - PWM Listed Property	31/01/2021	Portfolio Management Fee	Portfolio Management Fee	\$63.66
18352505	Thomson Family Super Fund - PWM Listed Property	28/02/2021	Portfolio Management Fee	Portfolio Management Fee	\$56.67
18352505	Thomson Family Super Fund - PWM Listed Property	31/03/2021	Portfolio Management Fee	Portfolio Management Fee	\$65.95
18352505	Thomson Family Super Fund - PWM Listed Property	30/04/2021	Portfolio Management Fee	Portfolio Management Fee	\$65.24
18352505	Thomson Family Super Fund - PWM Listed Property	31/05/2021	Portfolio Management Fee	Portfolio Management Fee	\$68.38
18352505	Thomson Family Super Fund - PWM Listed Property	30/06/2021	Portfolio Management Fee	Portfolio Management Fee	\$69.49
					\$745.65

PWM Transition

18352506	Thomson Family Super Fund - PWM Transition	31/07/2020	Portfolio Management Fee	Portfolio Management Fee	\$19.12
18352506	Thomson Family Super Fund - PWM Transition	31/08/2020	Portfolio Management Fee	Portfolio Management Fee	\$21.67
18352506	Thomson Family Super Fund - PWM Transition	30/09/2020	Portfolio Management Fee	Portfolio Management Fee	\$22.22
18352506	Thomson Family Super Fund - PWM Transition	31/10/2020	Portfolio Management Fee	Portfolio Management Fee	\$24.13
18352506	Thomson Family Super Fund - PWM Transition	30/11/2020	Portfolio Management Fee	Portfolio Management Fee	\$23.56
18352506	Thomson Family Super Fund - PWM Transition	31/12/2020	Portfolio Management Fee	Portfolio Management Fee	\$24.97
18352506	Thomson Family Super Fund - PWM Transition	31/01/2021	Portfolio Management Fee	Portfolio Management Fee	\$26.13
18352506	Thomson Family Super Fund - PWM Transition	28/02/2021	Portfolio Management Fee	Portfolio Management Fee	\$23.60
18352506	Thomson Family Super Fund - PWM Transition	31/03/2021	Portfolio Management Fee	Portfolio Management Fee	\$25.34
18352506	Thomson Family Super Fund - PWM Transition	30/04/2021	Portfolio Management Fee	Portfolio Management Fee	\$24.69
18352506	Thomson Family Super Fund - PWM Transition	31/05/2021	Portfolio Management Fee	Portfolio Management Fee	\$25.44

Portfolio Fees Report

From Wednesday, July 1, 2020 to Wednesday, June 30, 2021

Thomson Family Super Fund

Portfolio Code	Portfolio Name	Transaction Date	Fee Reason	Fee Description	Fee Amount
18352506	Thomson Family Super Fund - PWM Transition	30/06/2021	Portfolio Management Fee	Portfolio Management Fee	\$23.43
					\$284.30

TOTAL

\$7,853.43

The Fee Amounts are inclusive of GST and GST refunds where these are applicable. GST is only displayed separately where a GST Refund has not been received.

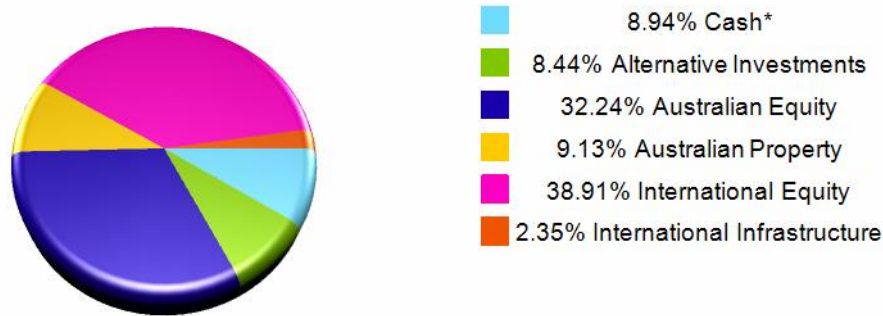
Data reflected in this report may be derived from an external source. If from an external source, it is assumed to be correct at the time this report is produced. Investment Administration Services Pty Limited does not assume responsibility for any inaccurate data provided by the external source. The information in this report is not intended to provide advice, as it does not take into account your personal objectives, financial situation or needs. The information is given in good faith and is derived from sources believed to be accurate. Please note that information contained in this report will be incorrect or incomplete if data supplied to us is incorrect. To the extent permitted by law no liability is accepted for any loss or damage as a result of reliance on this information. IAS does not guarantee the repayment of capital, payment of income or the performance of any particular investment.

Portfolio Summary

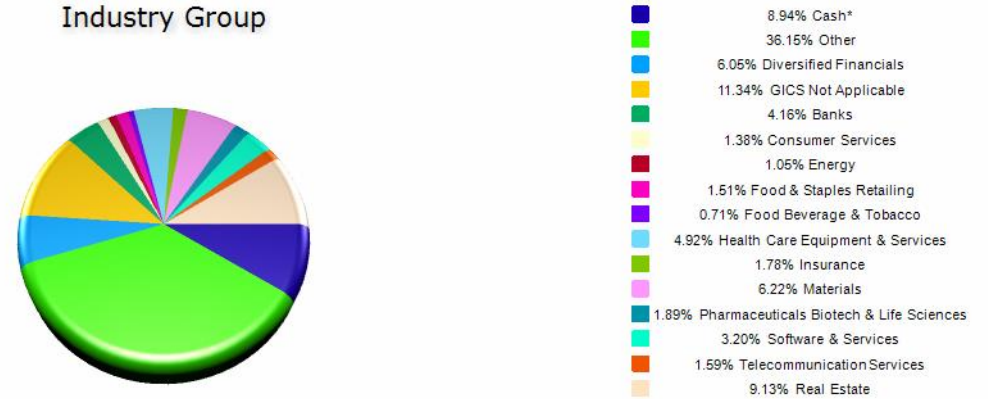
As at Wednesday, June 30, 2021

Thomson Family Super Fund

Asset Class



Industry Group



Asset Class	Accounting Cost	Market Value	% of Assets
Cash, Unsettled Securities and Accrued Income/Expenses	\$63,528.52	\$63,528.52	8.94 %
Cash, Unsettled Securities and Accrued Income/Expenses	\$63,528.52	\$63,528.52	8.94 %
Alternative Investments	\$53,977.07	\$59,992.42	8.44 %
Other	\$18,297.14	\$18,957.66	2.67 %
Diversified Financials	\$11,114.78	\$15,748.56	2.22 %
GICS Not Applicable	\$24,565.15	\$25,286.20	3.56 %
Australian Equity	\$181,466.43	\$229,187.96	32.24 %
Banks	\$19,576.36	\$29,604.42	4.16 %
Consumer Services	\$7,496.86	\$9,823.81	1.38 %
Diversified Financials	\$24,169.22	\$27,237.74	3.83 %
Energy	\$6,834.36	\$7,439.10	1.05 %
Food & Staples Retailing	\$8,818.75	\$10,731.78	1.51 %
Food Beverage & Tobacco	\$4,013.91	\$5,070.45	0.71 %
Health Care Equipment & Services	\$23,721.42	\$34,951.89	4.92 %
Insurance	\$13,523.06	\$12,629.53	1.78 %

Portfolio Summary

As at Wednesday, June 30, 2021

Thomson Family Super Fund

Asset Class	Accounting Cost	Market Value	% of Assets
Materials	\$31,091.51	\$44,218.34	6.22 %
Pharmaceuticals Biotech & Life Sciences	\$11,075.06	\$13,403.93	1.89 %
Software & Services	\$20,682.63	\$22,785.13	3.20 %
Telecommunication Services	\$10,463.27	\$11,291.84	1.59 %
Australian Property	\$51,932.72	\$64,921.92	9.13 %
Real Estate	\$51,932.72	\$64,921.92	9.13 %
International Equity	\$257,346.52	\$276,673.13	38.91 %
Other	\$221,768.73	\$221,359.74	31.13 %
GICS Not Applicable	\$35,577.79	\$55,313.39	7.78 %
International Infrastructure	\$16,850.18	\$16,681.94	2.35 %
Other	\$16,850.18	\$16,681.94	2.35 %
TOTAL	\$625,101.44	\$710,985.89	100.00 %

** Includes the estimated value of Managed Fund redemptions and applications processed but awaiting confirmation by external registries

Data reflected in this report may be derived from an external source. If from an external source, it is assumed to be correct at the time this report is produced. Investment Administration Services Pty Limited does not assume responsibility for any inaccurate data provided by the external source. The information in this report is not intended to provide advice, as it does not take into account your personal objectives, financial situation or needs. The information is given in good faith and is derived from sources believed to be accurate. Please note that information contained in this report will be incorrect or incomplete if data supplied to us is incorrect. To the extent permitted by law no liability is accepted for any loss or damage as a result of reliance on this information. IAS does not guarantee the repayment of capital, payment of income or the performance of any particular investment.

Portfolio Valuation

As at Wednesday, June 30, 2021

Thomson Family Super Fund

Portfolio Code	Portfolio Name	Security Code	Security	Quantity	Accounting Cost (AUD)	Average Cost per unit (AUD)	Price (AUD)	Price Date	Value# (AUD)	Allocation	Accounting Gain/Loss
Thomson Family Super Fund											
183525	Thomson Family Super Fund - Cash Portfolio	CASH_INV_AUD	Cash Account		\$115.82			30/06/2021	\$115.82	0.02 %	\$0.00
18352501	Thomson Family Super Fund - PWM Alternative Asset	ACQ	ACORN CAPITAL INVESTMENT FUND LIMITED	3,849.0000	\$3,966.57	\$1.0306	\$1.4800	30/06/2021	\$5,696.52	0.80 %	\$1,729.95
18352501	Thomson Family Super Fund - PWM Alternative Asset	CASH_INV_AUD	Cash Account		\$3,372.05			30/06/2021	\$3,372.05	0.47 %	\$0.00
18352501	Thomson Family Super Fund - PWM Alternative Asset	ETL0431AU	PARTNERS GROUP GLOBAL MULTI ASSET FUND	12,990.9265	\$18,297.14	\$1.4085	\$1.4593	30/06/2021	\$18,957.66	2.67 %	\$660.52
18352501	Thomson Family Super Fund - PWM Alternative Asset	GOLD	ETFS PHYSICAL GOLD	72.0000	\$11,114.78	\$154.3720	\$218.7300	30/06/2021	\$15,748.56	2.22 %	\$4,633.78
18352501	Thomson Family Super Fund - PWM Alternative Asset	UBS0064AU	UBS CLARION GLOBAL INFRASTRUCTURE SECURITIES FUND	13,356.2366	\$16,850.18	\$1.2616	\$1.2490	30/06/2021	\$16,681.94	2.35 %	(\$168.24)
18352502	Thomson Family Super Fund - PWM Australian Share	ALU	ALTium LIMITED	256.0000	\$9,475.54	\$37.0138	\$36.6900	30/06/2021	\$9,392.64	1.32 %	(\$82.90)
18352502	Thomson Family Super Fund - PWM Australian Share	AMP	AMP LIMITED	5,884.0000	\$8,606.42	\$1.4627	\$1.1250	30/06/2021	\$6,619.50	0.93 %	(\$1,986.92)
18352502	Thomson Family Super Fund - PWM Australian Share	ASX	ASX LIMITED	114.0000	\$9,512.75	\$83.4452	\$77.7100	30/06/2021	\$8,858.94	1.25 %	(\$653.81)
18352502	Thomson Family Super Fund - PWM Australian Share	BHP	BHP GROUP LIMITED	178.0000	\$7,007.60	\$39.3685	\$48.5700	30/06/2021	\$8,645.46	1.22 %	\$1,637.86
18352502	Thomson Family Super Fund - PWM Australian Share	CASH_INV_AUD	Cash Account		\$13,573.50			30/06/2021	\$13,573.50	1.91 %	\$0.00
18352502	Thomson Family Super Fund - PWM Australian Share	CBA	COMMONWEALTH BANK OF AUSTRALIA	188.0000	\$11,989.16	\$63.7721	\$99.8700	30/06/2021	\$18,775.56	2.64 %	\$6,786.40
18352502	Thomson Family Super Fund - PWM Australian Share	CNU	CHORUS LIMITED	352.0000	\$2,423.63	\$6.8853	\$5.9300	30/06/2021	\$2,087.36	0.29 %	(\$336.27)
18352502	Thomson Family Super Fund - PWM Australian Share	COH	COCHLEAR LIMITED	59.0000	\$11,157.08	\$189.1031	\$251.6700	30/06/2021	\$14,848.53	2.09 %	\$3,691.45
18352502	Thomson Family Super Fund - PWM Australian Share	CSL	CSL LIMITED	47.0000	\$11,075.06	\$235.6396	\$285.1900	30/06/2021	\$13,403.93	1.89 %	\$2,328.87
18352502	Thomson Family Super Fund - PWM Australian Share	CTD	CORPORATE TRAVEL MANAGEMENT LIMITED	271.0000	\$4,694.24	\$17.3219	\$21.4900	30/06/2021	\$5,823.79	0.82 %	\$1,129.55
18352502	Thomson Family Super Fund - PWM Australian Share	EDV	ENDEAVOUR GROUP LIMITED	54.0000	\$324.22	\$6.0041	\$6.2900	30/06/2021	\$339.66	0.05 %	\$15.44
18352502	Thomson Family Super Fund - PWM Australian Share	ELD	ELDERS LIMITED	439.0000	\$4,013.91	\$9.1433	\$11.5500	30/06/2021	\$5,070.45	0.71 %	\$1,056.54
18352502	Thomson Family Super Fund - PWM Australian Share	EVN	EVOLUTION MINING LIMITED	721.0000	\$4,010.79	\$5.5628	\$4.5000	30/06/2021	\$3,244.50	0.46 %	(\$766.29)

Portfolio Valuation

As at Wednesday, June 30, 2021

Thomson Family Super Fund

Portfolio Code	Portfolio Name	Security Code	Security	Quantity	Accounting Cost (AUD)	Average Cost per unit (AUD)	Price (AUD)	Price Date	Value# (AUD)	Allocation	Accounting Gain/Loss
18352502	Thomson Family Super Fund - PWM Australian Share	FMG	FORTESCUE METALS GROUP LTD	517.0000	\$6,290.45	\$12.1672	\$23.3400	30/06/2021	\$12,066.78	1.70 %	\$5,776.33
18352502	Thomson Family Super Fund - PWM Australian Share	HUB	HUB24 LIMITED	132.0000	\$2,976.22	\$22.5471	\$28.5100	30/06/2021	\$3,763.32	0.53 %	\$787.10
18352502	Thomson Family Super Fund - PWM Australian Share	IEL	IDP EDUCATION LIMITED	163.0000	\$2,802.62	\$17.1940	\$24.5400	30/06/2021	\$4,000.02	0.56 %	\$1,197.40
18352502	Thomson Family Super Fund - PWM Australian Share	IPL	INCITEC PIVOT LIMITED	3,460.0000	\$8,988.85	\$2.5979	\$2.3800	30/06/2021	\$8,234.80	1.16 %	(\$754.05)
18352502	Thomson Family Super Fund - PWM Australian Share	JHC	JAPARA HEALTHCARE LIMITED	6,492.0000	\$3,649.59	\$0.5622	\$1.2800	30/06/2021	\$8,309.76	1.17 %	\$4,660.17
18352502	Thomson Family Super Fund - PWM Australian Share	MQG	MACQUARIE GROUP LIMITED	68.0000	\$7,861.26	\$115.6068	\$156.4300	30/06/2021	\$10,637.24	1.50 %	\$2,775.98
18352502	Thomson Family Super Fund - PWM Australian Share	NAB	NATIONAL AUSTRALIA BANK LIMITED	413.0000	\$7,587.20	\$18.3710	\$26.2200	30/06/2021	\$10,828.86	1.52 %	\$3,241.66
18352502	Thomson Family Super Fund - PWM Australian Share	NTO	NITRO SOFTWARE LIMITED	1,073.0000	\$3,441.71	\$3.2076	\$3.2600	30/06/2021	\$3,497.98	0.49 %	\$56.27
18352502	Thomson Family Super Fund - PWM Australian Share	OSH	OIL SEARCH LIMITED	501.0000	\$1,395.02	\$2.7845	\$3.8100	30/06/2021	\$1,908.81	0.27 %	\$513.79
18352502	Thomson Family Super Fund - PWM Australian Share	OZL	OZ MINERALS LIMITED	535.0000	\$4,793.81	\$8.9604	\$22.4800	30/06/2021	\$12,026.80	1.69 %	\$7,232.99
18352502	Thomson Family Super Fund - PWM Australian Share	PPH	PUSHPAY HOLDINGS LIMITED	3,162.0000	\$4,936.25	\$1.5611	\$1.6550	30/06/2021	\$5,233.11	0.74 %	\$296.86
18352502	Thomson Family Super Fund - PWM Australian Share	QBE	QBE INSURANCE GROUP LIMITED	557.0000	\$4,916.64	\$8.8270	\$10.7900	30/06/2021	\$6,010.03	0.85 %	\$1,093.39
18352502	Thomson Family Super Fund - PWM Australian Share	RMD	RESMED INC	360.0000	\$8,914.76	\$24.7632	\$32.7600	30/06/2021	\$11,793.60	1.66 %	\$2,878.84
18352502	Thomson Family Super Fund - PWM Australian Share	TLS	TELSTRA CORPORATION LIMITED	2,448.0000	\$8,039.64	\$3.2842	\$3.7600	30/06/2021	\$9,204.48	1.29 %	\$1,164.84
18352502	Thomson Family Super Fund - PWM Australian Share	WES	WESFARMERS LIMITED	141.0000	\$6,533.92	\$46.3399	\$59.1000	30/06/2021	\$8,333.10	1.17 %	\$1,799.18
18352502	Thomson Family Super Fund - PWM Australian Share	WOW	WOOLWORTHS GROUP LIMITED	54.0000	\$1,960.61	\$36.3076	\$38.1300	30/06/2021	\$2,059.02	0.29 %	\$98.41
18352502	Thomson Family Super Fund - PWM Australian Share	WPL	WOODSIDE PETROLEUM LIMITED	249.0000	\$5,439.34	\$21.8447	\$22.2100	30/06/2021	\$5,530.29	0.78 %	\$90.95
18352502	Thomson Family Super Fund - PWM Australian Share	XRO	XERO LIMITED	34.0000	\$2,829.13	\$83.2098	\$137.1000	30/06/2021	\$4,661.40	0.66 %	\$1,832.27
18352504	Thomson Family Super Fund - PWM International Share	ACM0009AU	ALLIANCE BERNSTEIN GLOBAL EQUITIES FUND	49,355.4139	\$85,995.26	\$1.7424	\$1.8106	30/06/2021	\$89,362.91	12.57 %	\$3,367.65
18352504	Thomson Family Super Fund - PWM International Share	CASH_INV_AUD	Cash Account		\$41,324.26			30/06/2021	\$41,324.26	5.81 %	\$0.00

Portfolio Valuation

As at Wednesday, June 30, 2021

Thomson Family Super Fund

Portfolio Code	Portfolio Name	Security Code	Security	Quantity	Accounting Cost (AUD)	Average Cost per unit (AUD)	Price (AUD)	Price Date	Value# (AUD)	Allocation	Accounting Gain/Loss
18352504	Thomson Family Super Fund - PWM International Share	ETL1864AU	T. ROWE PRICE GLOBAL EQUITY (HEDGED) FUND M CLASS	59,179.4736	\$85,016.52	\$1.4366	\$1.2704	30/06/2021	\$75,180.12	10.57 %	(\$9,836.40)
18352504	Thomson Family Super Fund - PWM International Share	FSF5774AU	BAILLIE GIFFORD LONG TERM GLOBAL GROWTH FD CLASS A	14,978.8702	\$21,004.41	\$1.4023	\$1.6198	30/06/2021	\$24,262.77	3.41 %	\$3,258.36
18352504	Thomson Family Super Fund - PWM International Share	OPS8304AU	ARTISAN GLOBAL DISCOVERY FUND	25,050.1582	\$29,752.54	\$1.1877	\$1.2996	30/06/2021	\$32,553.93	4.58 %	\$2,801.39
18352504	Thomson Family Super Fund - PWM International Share	WQG	WCM GLOBAL GROWTH LIMITED	32,762.0000	\$35,577.79	\$1.0860	\$1.6350	30/06/2021	\$53,565.87	7.53 %	\$17,988.08
18352504	Thomson Family Super Fund - PWM International Share	WQGOA	WCM GLOBAL GROWTH LIMITED OPTIONS AUG 2022	10,922.0000	\$0.00	\$0.0000	\$0.1600	30/06/2021	\$1,747.52	0.25 %	\$1,747.52
18352505	Thomson Family Super Fund - PWM Listed Property	CASH_INV_AUD	Cash Account		\$5,128.64			30/06/2021	\$5,128.64	0.72 %	\$0.00
18352505	Thomson Family Super Fund - PWM Listed Property	CHC	CHARTER HALL GROUP	309.0000	\$3,420.04	\$11.0681	\$15.5200	30/06/2021	\$4,795.68	0.67 %	\$1,375.64
18352505	Thomson Family Super Fund - PWM Listed Property	CIP	CENTURIA INDUSTRIAL REIT ORD FP	731.0000	\$2,516.02	\$3.4419	\$3.7200	30/06/2021	\$2,719.32	0.38 %	\$203.30
18352505	Thomson Family Super Fund - PWM Listed Property	CQE	CHARTER HALL SOCIAL INFRASTRUCTURE REIT	604.0000	\$1,817.12	\$3.0085	\$3.4800	30/06/2021	\$2,101.92	0.30 %	\$284.80
18352505	Thomson Family Super Fund - PWM Listed Property	DXS	DEXUS STAND ALONE STAPLED SECURITY	554.0000	\$5,017.58	\$9.0570	\$10.6700	30/06/2021	\$5,911.18	0.83 %	\$893.60
18352505	Thomson Family Super Fund - PWM Listed Property	EGH	EUREKA GROUP HOLDINGS LIMITED	4,111.0000	\$1,370.80	\$0.3335	\$0.6050	30/06/2021	\$2,487.16	0.35 %	\$1,116.35
18352505	Thomson Family Super Fund - PWM Listed Property	GMG	GOODMAN GROUP	829.0000	\$11,995.89	\$14.4703	\$21.1700	30/06/2021	\$17,549.93	2.47 %	\$5,554.04
18352505	Thomson Family Super Fund - PWM Listed Property	GOZ	GROWTHPOINT PROPERTIES AUSTRALIA	571.0000	\$1,812.42	\$3.1741	\$4.0700	30/06/2021	\$2,323.97	0.33 %	\$511.55
18352505	Thomson Family Super Fund - PWM Listed Property	GPT	GPT GROUP	1,431.0000	\$6,648.38	\$4.6460	\$4.9000	30/06/2021	\$7,011.90	0.99 %	\$363.52
18352505	Thomson Family Super Fund - PWM Listed Property	LIC	LIFESTYLE COMMUNITIES LIMITED	170.0000	\$816.25	\$4.8015	\$15.6100	30/06/2021	\$2,653.70	0.37 %	\$1,837.45
18352505	Thomson Family Super Fund - PWM Listed Property	MGR	MIRVAC GROUP	928.0000	\$2,126.77	\$2.2918	\$2.9200	30/06/2021	\$2,709.76	0.38 %	\$582.99
18352505	Thomson Family Super Fund - PWM Listed Property	SGP	STOCKLAND	1,515.0000	\$6,970.44	\$4.6010	\$4.6600	30/06/2021	\$7,059.90	0.99 %	\$89.46
18352505	Thomson Family Super Fund - PWM Listed Property	VCX	VICINITY CENTRES	2,813.0000	\$4,263.54	\$1.5157	\$1.5450	30/06/2021	\$4,346.09	0.61 %	\$82.54

Portfolio Valuation

As at Wednesday, June 30, 2021

Thomson Family Super Fund

Portfolio Code	Portfolio Name	Security Code	Security	Quantity	Accounting Cost (AUD)	Average Cost per unit (AUD)	Price (AUD)	Price Date	Value# (AUD)	Allocation	Accounting Gain/Loss
18352505	Thomson Family Super Fund - PWM Listed Property	WPR	WAYPOINT REIT	1,241.0000	\$3,157.47	\$2.5443	\$2.6200	30/06/2021	\$3,251.42	0.46 %	\$93.95
18352506	Thomson Family Super Fund - PWM Transition	CASH_INV_AUD	Cash Account		\$14.25			30/06/2021	\$14.25	0.00 %	\$0.00
18352506	Thomson Family Super Fund - PWM Transition	NSC	NAOS SMALL CAP OPPORTUNITIES COMPANY LTD	3,965.0000	\$3,818.99	\$0.9632	\$0.9800	30/06/2021	\$3,885.70	0.55 %	\$66.71
18352506	Thomson Family Super Fund - PWM Transition	NSCOA	NAOS SMALL CAP OPPORTUNITIES COMPANY LTD WARRANTS	1,322.0000	\$0.00	\$0.0000	\$0.0700	30/06/2021	\$92.54	0.01 %	\$92.54
18352506	Thomson Family Super Fund - PWM Transition	WMA	WAM ALTERNATIVE ASSETS LIMITED	19,888.0000	\$20,598.58	\$1.0357	\$0.9850	30/06/2021	\$19,589.68	2.76 %	(\$1,008.90)
					\$625,101.44				\$710,985.89	100.00 %	\$85,884.45
TOTAL					\$625,101.44				\$710,985.89	100.00 %	\$85,884.45

** Includes the estimated value of Managed Fund redemptions and applications processed but awaiting confirmation by external registries

Data reflected in this report may be derived from an external source. If from an external source, it is assumed to be correct at the time this report is produced. Investment Administration Services Pty Limited does not assume responsibility for any inaccurate data provided by the external source. The information in this report is not intended to provide advice, as it does not take into account your personal objectives, financial situation or needs. The information is given in good faith and is derived from sources believed to be accurate. Please note that information contained in this report will be incorrect or incomplete if data supplied to us is incorrect. To the extent permitted by law no liability is accepted for any loss or damage as a result of reliance on this information. IAS does not guarantee the repayment of capital, payment of income or the performance of any particular investment.

Realised Accounting Gains/Losses

From Wednesday, July 1, 2020 to Wednesday, June 30, 2021

Thomson Family Super Fund

Security Code	Sale Date	Purchase Date	Parcel ID	Units	Actual Cost (Native/Local)	Purchase Date FX Rate	Actual Cost (AUD)	Net Sale Proceeds (Native/Local)	Sale Date FX Rate	Net Sale Proceeds (AUD)	Gain/(Loss) (AUD)	Gain/(Loss) on Currency Exchange Rates (AUD)	Gain/(Loss) on Traded Local Prices (AUD)
18352501 - Thomson Family Super Fund - PWM Alternative Asset													
AUD													
GOLD	30/10/2020	21/08/2019	21066910	15.0000	3,163.13	1.0000	\$3,163.13	3,703.90	1.0000	\$3,703.90	\$540.77	\$0.00	\$540.77
MGE0006AU	23/03/2021	20/01/2015	9099780	5,757.9633	8,119.09	1.0000	\$8,119.09	9,507.71	1.0000	\$9,507.71	\$1,388.62	\$0.00	\$1,388.62
MGE0006AU	23/03/2021	25/10/2016	13227949	2,837.8030	4,225.53	1.0000	\$4,225.53	4,685.86	1.0000	\$4,685.86	\$460.33	\$0.00	\$460.33
MGE0006AU	23/03/2021	30/10/2020	25278417	1,879.2912	3,246.85	1.0000	\$3,246.85	3,103.14	1.0000	\$3,103.14	(\$143.71)	\$0.00	(\$143.71)
AUD Total					18,754.60		\$18,754.60	21,000.61		\$21,000.61	\$2,246.01	\$0.00	\$2,246.01
Total							\$18,754.60			\$21,000.61	\$2,246.01	\$0.00	\$2,246.01

18352502 - Thomson Family Super Fund - PWM Australian Share

AUD													
MQG	03/07/2020	30/09/2019	21584807	9.0000	1,080.00	1.0000	\$1,080.00	1,066.31	1.0000	\$1,066.31	(\$13.69)	\$0.00	(\$13.69)
NAB	03/07/2020	04/05/2020	23485096	46.0000	762.18	1.0000	\$762.18	833.73	1.0000	\$833.73	\$71.55	\$0.00	\$71.55
OZL	03/07/2020	23/07/2019	20808003	82.0000	846.65	1.0000	\$846.65	924.15	1.0000	\$924.15	\$77.50	\$0.00	\$77.50
RIO	03/07/2020	24/03/2020	23136851	22.0000	1,760.60	1.0000	\$1,760.60	2,093.98	1.0000	\$2,093.98	\$333.38	\$0.00	\$333.38
RMD	03/07/2020	11/05/2020	23620080	33.0000	819.46	1.0000	\$819.46	898.78	1.0000	\$898.78	\$79.32	\$0.00	\$79.32
SYD	03/07/2020	01/06/2020	23746848	323.0000	1,933.59	1.0000	\$1,933.59	1,825.47	1.0000	\$1,825.47	(\$108.12)	\$0.00	(\$108.12)
XRO	03/07/2020	11/05/2020	23619837	20.0000	1,664.20	1.0000	\$1,664.20	1,793.78	1.0000	\$1,793.78	\$129.59	\$0.00	\$129.59
FMG	03/08/2020	11/05/2020	23620808	100.0000	1,216.72	1.0000	\$1,216.72	1,765.54	1.0000	\$1,765.54	\$548.81	\$0.00	\$548.81
FMG	03/08/2020	03/07/2020	24039938	68.0000	980.58	1.0000	\$980.58	1,200.56	1.0000	\$1,200.56	\$219.98	\$0.00	\$219.98
OZL	03/08/2020	23/07/2019	20808003	119.0000	1,228.67	1.0000	\$1,228.67	1,615.39	1.0000	\$1,615.39	\$386.72	\$0.00	\$386.72
PPH	03/08/2020	13/05/2020	23635189	158.0000	967.95	1.0000	\$967.95	1,090.18	1.0000	\$1,090.18	\$122.23	\$0.00	\$122.23
QBE	03/08/2020	12/05/2020	23592234	69.0000	519.06	1.0000	\$519.06	662.77	1.0000	\$662.77	\$143.71	\$0.00	\$143.71
IVC	02/09/2020	13/05/2020	23619009	164.0000	1,772.26	1.0000	\$1,772.26	1,550.03	1.0000	\$1,550.03	(\$222.23)	\$0.00	(\$222.23)
LLC	02/09/2020	03/06/2020	23799069	56.0000	775.95	1.0000	\$775.95	650.35	1.0000	\$650.35	(\$125.60)	\$0.00	(\$125.60)
LLC	02/09/2020	13/05/2020	23618767	18.0000	203.74	1.0000	\$203.74	209.04	1.0000	\$209.04	\$5.30	\$0.00	\$5.30
QBE	02/09/2020	12/05/2020	23592234	87.0000	654.47	1.0000	\$654.47	844.94	1.0000	\$844.94	\$190.47	\$0.00	\$190.47
XRO	02/09/2020	11/05/2020	23619837	10.0000	832.10	1.0000	\$832.10	971.58	1.0000	\$971.58	\$139.48	\$0.00	\$139.48

Realised Accounting Gains/Losses

From Wednesday, July 1, 2020 to Wednesday, June 30, 2021

Thomson Family Super Fund

Security Code	Sale Date	Purchase Date	Parcel ID	Units	Actual Cost (Native/Local)	Purchase Date FX Rate	Actual Cost (AUD)	Net Sale Proceeds (Native/Local)	Sale Date FX Rate	Net Sale Proceeds (AUD)	Gain/(Loss) (AUD)	Gain/(Loss) on Currency Exchange Rates (AUD)	Gain/(Loss) on Traded Local Prices (AUD)
CSL	01/10/2020	07/06/2019	20422075	3.0000	611.41	1.0000	\$611.41	836.94	1.0000	\$836.94	\$225.53	\$0.00	\$225.53
CNU	06/10/2020	03/07/2020	24040611	75.0000	550.55	1.0000	\$550.55	572.49	1.0000	\$572.49	\$21.94	\$0.00	\$21.94
ELD	06/10/2020	13/05/2020	23619251	50.0000	457.17	1.0000	\$457.17	534.38	1.0000	\$534.38	\$77.21	\$0.00	\$77.21
PPH	06/10/2020	13/05/2020	23635189	51.0000	312.44	1.0000	\$312.44	382.31	1.0000	\$382.31	\$69.87	\$0.00	\$69.87
QBE	06/10/2020	12/05/2020	23592234	50.0000	376.13	1.0000	\$376.13	417.53	1.0000	\$417.53	\$41.40	\$0.00	\$41.40
XRO	06/10/2020	11/05/2020	23619837	6.0000	499.26	1.0000	\$499.26	608.49	1.0000	\$608.49	\$109.23	\$0.00	\$109.23
FMG	02/11/2020	11/05/2020	23620808	61.0000	742.20	1.0000	\$742.20	1,021.71	1.0000	\$1,021.71	\$279.51	\$0.00	\$279.51
OZL	02/11/2020	23/07/2019	20808003	43.0000	443.97	1.0000	\$443.97	596.60	1.0000	\$596.60	\$152.63	\$0.00	\$152.63
QBE	02/11/2020	12/05/2020	23592234	62.0000	466.40	1.0000	\$466.40	484.32	1.0000	\$484.32	\$17.92	\$0.00	\$17.92
RMD	02/11/2020	11/05/2020	23620080	46.0000	1,142.28	1.0000	\$1,142.28	1,234.63	1.0000	\$1,234.63	\$92.35	\$0.00	\$92.35
IVC	22/12/2020	13/05/2020	23619009	205.0000	2,215.33	1.0000	\$2,215.33	2,296.00	1.0000	\$2,296.00	\$80.67	\$0.00	\$80.67
QBE	23/12/2020	12/05/2020	23592234	241.0000	1,812.94	1.0000	\$1,812.94	2,081.29	1.0000	\$2,081.29	\$268.35	\$0.00	\$268.35
CBA	01/02/2021	20/07/2017	15003048	22.0000	1,879.94	1.0000	\$1,879.94	1,834.03	1.0000	\$1,834.03	(\$45.92)	\$0.00	(\$45.92)
CBA	01/02/2021	12/12/2014	8943621	4.0000	329.22	1.0000	\$329.22	333.46	1.0000	\$333.46	\$4.24	\$0.00	\$4.24
CBA	01/02/2021	08/09/2015	10587996	1.0000	71.50	1.0000	\$71.50	83.36	1.0000	\$83.36	\$11.86	\$0.00	\$11.86
XRO	01/02/2021	11/05/2020	23619837	20.0000	1,664.20	1.0000	\$1,664.20	2,602.54	1.0000	\$2,602.54	\$938.35	\$0.00	\$938.35
OZL	22/02/2021	16/07/2019	20745910	144.0000	1,423.86	1.0000	\$1,423.86	3,233.12	1.0000	\$3,233.12	\$1,809.26	\$0.00	\$1,809.26
OZL	22/02/2021	23/07/2019	20808003	22.0000	227.15	1.0000	\$227.15	493.95	1.0000	\$493.95	\$266.80	\$0.00	\$266.80
LLC	01/03/2021	13/05/2020	23618767	292.0000	3,305.14	1.0000	\$3,305.14	3,925.31	1.0000	\$3,925.31	\$620.17	\$0.00	\$620.17
OSH	01/03/2021	14/05/2020	23638910	481.0000	1,339.34	1.0000	\$1,339.34	2,039.41	1.0000	\$2,039.41	\$700.07	\$0.00	\$700.07
GMG	26/04/2021	01/06/2020	23746699	129.0000	2,010.94	1.0000	\$2,010.94	2,438.08	1.0000	\$2,438.08	\$427.14	\$0.00	\$427.14
GMG	26/04/2021	02/09/2020	24648210	92.0000	1,710.29	1.0000	\$1,710.29	1,738.79	1.0000	\$1,738.79	\$28.50	\$0.00	\$28.50
ASX	03/05/2021	03/07/2020	24038539	11.0000	990.55	1.0000	\$990.55	785.59	1.0000	\$785.59	(\$204.96)	\$0.00	(\$204.96)
ASX	03/05/2021	11/05/2020	23621294	9.0000	751.01	1.0000	\$751.01	642.76	1.0000	\$642.76	(\$108.25)	\$0.00	(\$108.25)
ASX	03/05/2021	03/08/2020	24282377	7.0000	614.43	1.0000	\$614.43	499.92	1.0000	\$499.92	(\$114.51)	\$0.00	(\$114.51)
CNU	03/05/2021	14/05/2020	23638291	152.0000	1,046.57	1.0000	\$1,046.57	935.49	1.0000	\$935.49	(\$111.08)	\$0.00	(\$111.08)
CNU	03/05/2021	03/07/2020	24040611	114.0000	836.83	1.0000	\$836.83	701.62	1.0000	\$701.62	(\$135.21)	\$0.00	(\$135.21)
EVN	03/05/2021	02/09/2020	24648685	186.0000	1,079.23	1.0000	\$1,079.23	831.75	1.0000	\$831.75	(\$247.48)	\$0.00	(\$247.48)
EVN	03/05/2021	11/05/2020	23583213	64.0000	356.02	1.0000	\$356.02	286.19	1.0000	\$286.19	(\$69.83)	\$0.00	(\$69.83)
FMG	03/05/2021	11/05/2020	23620808	91.0000	1,107.22	1.0000	\$1,107.22	2,018.60	1.0000	\$2,018.60	\$911.38	\$0.00	\$911.38

Realised Accounting Gains/Losses

From Wednesday, July 1, 2020 to Wednesday, June 30, 2021

Thomson Family Super Fund

Security Code	Sale Date	Purchase Date	Parcel ID	Units	Actual Cost (Native/Local)	Purchase Date FX Rate	Actual Cost (AUD)	Net Sale Proceeds (Native/Local)	Sale Date FX Rate	Net Sale Proceeds (AUD)	Gain/(Loss) (AUD)	Gain/(Loss) on Currency Exchange Rates (AUD)	Gain/(Loss) on Traded Local Prices (AUD)
HUB	03/05/2021	01/02/2021	25912640	39.0000	932.91	1.0000	\$932.91	943.81	1.0000	\$943.81	\$10.90	\$0.00	\$10.90
OZL	03/05/2021	16/07/2019	20745910	89.0000	880.03	1.0000	\$880.03	2,109.02	1.0000	\$2,109.02	\$1,228.99	\$0.00	\$1,228.99
XRO	03/05/2021	11/05/2020	23619837	17.0000	1,414.57	1.0000	\$1,414.57	2,349.79	1.0000	\$2,349.79	\$935.22	\$0.00	\$935.22
NAB	13/05/2021	04/05/2020	23485096	54.0000	894.73	1.0000	\$894.73	1,372.51	1.0000	\$1,372.51	\$477.78	\$0.00	\$477.78
NEA	01/06/2021	02/09/2020	24648896	481.0000	1,533.67	1.0000	\$1,533.67	798.57	1.0000	\$798.57	(\$735.10)	\$0.00	(\$735.10)
NEA	01/06/2021	03/07/2020	24040813	56.0000	140.24	1.0000	\$140.24	92.97	1.0000	\$92.97	(\$47.27)	\$0.00	(\$47.27)
OZL	01/06/2021	11/05/2020	23620322	22.0000	197.13	1.0000	\$197.13	536.65	1.0000	\$536.65	\$339.52	\$0.00	\$339.52
XRO	01/06/2021	11/05/2020	23619837	13.0000	1,081.73	1.0000	\$1,081.73	1,680.54	1.0000	\$1,680.54	\$598.81	\$0.00	\$598.81
JHC	02/06/2021	14/05/2020	23638487	523.0000	305.03	1.0000	\$305.03	546.81	1.0000	\$546.81	\$241.78	\$0.00	\$241.78
JHC	02/06/2021	14/05/2020	23638487	495.0000	288.70	1.0000	\$288.70	515.98	1.0000	\$515.98	\$227.28	\$0.00	\$227.28
NEA	09/06/2021	03/07/2020	24040813	557.0000	1,394.93	1.0000	\$1,394.93	1,004.08	1.0000	\$1,004.08	(\$390.85)	\$0.00	(\$390.85)
M7T	17/06/2021	02/12/2020	25511895	865.0000	1,161.72	1.0000	\$1,161.72	830.24	1.0000	\$830.24	(\$331.48)	\$0.00	(\$331.48)
NEA	17/06/2021	03/07/2020	24040813	211.0000	528.42	1.0000	\$528.42	369.40	1.0000	\$369.40	(\$159.02)	\$0.00	(\$159.02)
NEA	17/06/2021	01/10/2020	25020759	175.0000	422.24	1.0000	\$422.24	306.37	1.0000	\$306.37	(\$115.87)	\$0.00	(\$115.87)
NEA	24/06/2021	03/05/2021	26661840	329.0000	694.70	1.0000	\$694.70	615.78	1.0000	\$615.78	(\$78.92)	\$0.00	(\$78.92)
NEA	24/06/2021	01/10/2020	25020759	140.0000	337.80	1.0000	\$337.80	262.04	1.0000	\$262.04	(\$75.76)	\$0.00	(\$75.76)
M7T	28/06/2021	02/12/2020	25511895	790.0000	1,061.00	1.0000	\$1,061.00	796.97	1.0000	\$796.97	(\$264.03)	\$0.00	(\$264.03)
NEA	28/06/2021	03/05/2021	26661840	400.0000	844.63	1.0000	\$844.63	702.81	1.0000	\$702.81	(\$141.82)	\$0.00	(\$141.82)
AUD Total					62,505.88		\$62,505.88	72,321.58		\$72,321.58	\$9,815.70	\$0.00	\$9,815.70
Total							\$62,505.88			\$72,321.58	\$9,815.70	\$0.00	\$9,815.70

18352504 - Thomson Family Super Fund - PWM International Share

AUD													
VISM	10/07/2020	13/02/2019	19469117	224.0000	11,411.51	1.0000	\$11,411.51	10,424.34	1.0000	\$10,424.34	(\$987.17)	\$0.00	(\$987.17)
VISM	10/07/2020	02/06/2020	23758110	11.0000	561.78	1.0000	\$561.78	511.91	1.0000	\$511.91	(\$49.87)	\$0.00	(\$49.87)
MAQ0410AU	04/08/2020	18/12/2014	8993171	21,992.9350	40,410.45	1.0000	\$40,410.45	64,134.34	1.0000	\$64,134.34	\$23,723.89	\$0.00	\$23,723.89
MAQ0410AU	04/08/2020	15/08/2019	21036257	1,442.4394	3,979.13	1.0000	\$3,979.13	4,206.35	1.0000	\$4,206.35	\$227.22	\$0.00	\$227.22
MAQ0410AU	04/08/2020	22/11/2017	16007425	1,392.0584	3,256.17	1.0000	\$3,256.17	4,059.43	1.0000	\$4,059.43	\$803.26	\$0.00	\$803.26
MAQ0410AU	04/08/2020	31/10/2018	18721429	837.0644	2,103.25	1.0000	\$2,103.25	2,440.99	1.0000	\$2,440.99	\$337.74	\$0.00	\$337.74

Realised Accounting Gains/Losses

From Wednesday, July 1, 2020 to Wednesday, June 30, 2021

Thomson Family Super Fund

Security Code	Sale Date	Purchase Date	Parcel ID	Units	Actual Cost (Native/Local)	Purchase Date FX Rate	Actual Cost (AUD)	Net Sale Proceeds (Native/Local)	Sale Date FX Rate	Net Sale Proceeds (AUD)	Gain/(Loss) (AUD)	Gain/(Loss) on Currency Exchange Rates (AUD)	Gain/(Loss) on Traded Local Prices (AUD)
MAQ0410AU	04/08/2020	03/06/2020	23838841	595.0702	1,774.65	1.0000	\$1,774.65	1,735.30	1.0000	\$1,735.30	(\$39.35)	\$0.00	(\$39.35)
MGE0007AU	04/08/2020	16/04/2020	23419567	16,794.2033	27,688.86	1.0000	\$27,688.86	29,744.19	1.0000	\$29,744.19	\$2,055.34	\$0.00	\$2,055.34
MGE0007AU	04/08/2020	03/06/2020	23849071	692.8165	1,244.17	1.0000	\$1,244.17	1,227.05	1.0000	\$1,227.05	(\$17.12)	\$0.00	(\$17.12)
ETL8482AU	09/12/2020	21/08/2020	24542355	24,965.7969	27,606.58	1.0000	\$27,606.58	30,205.58	1.0000	\$30,205.58	\$2,599.00	\$0.00	\$2,599.00
MGE0007AU	29/04/2021	16/04/2020	23419567	37,554.5178	61,916.70	1.0000	\$61,916.70	73,928.11	1.0000	\$73,928.11	\$12,011.41	\$0.00	\$12,011.41
ETL8482AU	30/04/2021	21/08/2020	24542355	23,651.0506	26,152.76	1.0000	\$26,152.76	30,824.80	1.0000	\$30,824.80	\$4,672.04	\$0.00	\$4,672.04
AUD Total					208,106.01		\$208,106.01	253,442.39		\$253,442.39	\$45,336.39	\$0.00	\$45,336.39
Total							\$208,106.01			\$253,442.39	\$45,336.39	\$0.00	\$45,336.39

18352505 - Thomson Family Super Fund - PWM Listed Property

AUD													
COF	01/07/2020	27/09/2019	22617801	257.0000	759.58	1.0000	\$759.58	501.43	1.0000	\$501.43	(\$258.15)	\$0.00	(\$258.15)
COF	01/07/2020	11/12/2019	22617800	256.0000	791.89	1.0000	\$791.89	499.47	1.0000	\$499.47	(\$292.42)	\$0.00	(\$292.42)
MGR	01/07/2020	11/12/2014	8935275	292.0000	540.46	1.0000	\$540.46	635.09	1.0000	\$635.09	\$94.63	\$0.00	\$94.63
MGR	01/07/2020	01/04/2016	11755401	214.0000	416.19	1.0000	\$416.19	465.44	1.0000	\$465.44	\$49.25	\$0.00	\$49.25
DXS	06/07/2020	16/05/2019	20257000	120.0000	1,574.05	1.0000	\$1,574.05	1,112.13	1.0000	\$1,112.13	(\$461.92)	\$0.00	(\$461.92)
DXS	06/07/2020	24/06/2019	20523893	49.0000	691.87	1.0000	\$691.87	454.12	1.0000	\$454.12	(\$237.75)	\$0.00	(\$237.75)
DXS	06/07/2020	30/05/2019	20310911	25.0000	327.22	1.0000	\$327.22	231.69	1.0000	\$231.69	(\$95.53)	\$0.00	(\$95.53)
ABP	04/08/2020	19/03/2020	23019146	531.0000	1,437.14	1.0000	\$1,437.14	1,395.23	1.0000	\$1,395.23	(\$41.91)	\$0.00	(\$41.91)
ABP	04/08/2020	07/04/2020	23284225	229.0000	600.93	1.0000	\$600.93	601.71	1.0000	\$601.71	\$0.78	\$0.00	\$0.78
CIP	04/08/2020	09/03/2020	22901364	561.0000	1,881.08	1.0000	\$1,881.08	1,830.74	1.0000	\$1,830.74	(\$50.34)	\$0.00	(\$50.34)
CIP	04/08/2020	14/04/2020	23387702	117.0000	334.54	1.0000	\$334.54	381.81	1.0000	\$381.81	\$47.27	\$0.00	\$47.27
GMG	04/08/2020	24/06/2019	20524070	46.0000	727.74	1.0000	\$727.74	771.24	1.0000	\$771.24	\$43.50	\$0.00	\$43.50
GMG	04/08/2020	04/03/2019	19597216	35.0000	464.46	1.0000	\$464.46	586.81	1.0000	\$586.81	\$122.35	\$0.00	\$122.35
GDI	24/08/2020	11/06/2020	23870273	915.0000	1,103.18	1.0000	\$1,103.18	935.31	1.0000	\$935.31	(\$167.87)	\$0.00	(\$167.87)
GOZ	26/08/2020	19/02/2020	22666461	225.0000	1,030.20	1.0000	\$1,030.20	716.21	1.0000	\$716.21	(\$313.99)	\$0.00	(\$313.99)
GOZ	26/08/2020	18/02/2020	22657721	89.0000	395.87	1.0000	\$395.87	283.30	1.0000	\$283.30	(\$112.57)	\$0.00	(\$112.57)
RFF	21/09/2020	14/08/2019	21057294	283.0000	570.40	1.0000	\$570.40	627.89	1.0000	\$627.89	\$57.49	\$0.00	\$57.49
ADI	25/09/2020	07/04/2020	23284650	191.0000	449.40	1.0000	\$449.40	498.94	1.0000	\$498.94	\$49.54	\$0.00	\$49.54

Realised Accounting Gains/Losses

From Wednesday, July 1, 2020 to Wednesday, June 30, 2021

Thomson Family Super Fund

Security Code	Sale Date	Purchase Date	Parcel ID	Units	Actual Cost (Native/Local)	Purchase Date FX Rate	Actual Cost (AUD)	Net Sale Proceeds (Native/Local)	Sale Date FX Rate	Net Sale Proceeds (AUD)	Gain/(Loss) (AUD)	Gain/(Loss) on Currency Exchange Rates (AUD)	Gain/(Loss) on Traded Local Prices (AUD)
ADI	25/09/2020	20/03/2020	23036562	56.0000	122.24	1.0000	\$122.24	146.29	1.0000	\$146.29	\$24.04	\$0.00	\$24.04
CHC	09/10/2020	13/12/2019	22191521	32.0000	370.40	1.0000	\$370.40	402.05	1.0000	\$402.05	\$31.65	\$0.00	\$31.65
GOZ	09/10/2020	18/02/2020	22657721	138.0000	613.83	1.0000	\$613.83	452.67	1.0000	\$452.67	(\$161.16)	\$0.00	(\$161.16)
ADI	12/10/2020	20/03/2020	23036562	167.0000	364.55	1.0000	\$364.55	420.40	1.0000	\$420.40	\$55.85	\$0.00	\$55.85
ADI	12/10/2020	23/03/2020	23046984	108.0000	209.25	1.0000	\$209.25	271.87	1.0000	\$271.87	\$62.62	\$0.00	\$62.62
ADI	15/10/2020	24/03/2020	23136852	232.0000	434.35	1.0000	\$434.35	596.20	1.0000	\$596.20	\$161.85	\$0.00	\$161.85
ADI	15/10/2020	23/03/2020	23046984	98.0000	189.88	1.0000	\$189.88	251.84	1.0000	\$251.84	\$61.96	\$0.00	\$61.96
DXS	21/10/2020	08/07/2019	20679660	107.0000	1,487.01	1.0000	\$1,487.01	965.98	1.0000	\$965.98	(\$521.03)	\$0.00	(\$521.03)
RFF	30/10/2020	14/08/2019	21057294	350.0000	705.44	1.0000	\$705.44	817.09	1.0000	\$817.09	\$111.65	\$0.00	\$111.65
WPR	04/11/2020	04/08/2020	24292091	190.0000	493.22	1.0000	\$493.22	493.09	1.0000	\$493.09	(\$0.13)	\$0.00	(\$0.13)
GOZ	05/11/2020	18/02/2020	22657721	329.0000	1,463.40	1.0000	\$1,463.40	1,160.71	1.0000	\$1,160.71	(\$302.69)	\$0.00	(\$302.69)
GOZ	05/11/2020	19/03/2020	23019365	174.0000	507.04	1.0000	\$507.04	613.87	1.0000	\$613.87	\$106.83	\$0.00	\$106.83
DXS	09/11/2020	30/05/2019	20310911	212.0000	2,774.85	1.0000	\$2,774.85	1,890.60	1.0000	\$1,890.60	(\$884.24)	\$0.00	(\$884.24)
DXS	09/11/2020	18/12/2019	22208505	24.0000	296.39	1.0000	\$296.39	214.03	1.0000	\$214.03	(\$82.36)	\$0.00	(\$82.36)
DXS	09/11/2020	08/07/2019	20679660	12.0000	166.77	1.0000	\$166.77	107.02	1.0000	\$107.02	(\$59.75)	\$0.00	(\$59.75)
GPT	10/11/2020	13/03/2020	22961735	283.0000	1,420.19	1.0000	\$1,420.19	1,301.65	1.0000	\$1,301.65	(\$118.54)	\$0.00	(\$118.54)
WPR	03/12/2020	04/08/2020	24292091	617.0000	1,601.66	1.0000	\$1,601.66	1,641.25	1.0000	\$1,641.25	\$39.59	\$0.00	\$39.59
WPR	03/12/2020	07/08/2020	24372741	229.0000	593.31	1.0000	\$593.31	609.15	1.0000	\$609.15	\$15.84	\$0.00	\$15.84
RFF	13/01/2021	14/08/2019	21057294	301.0000	606.68	1.0000	\$606.68	741.07	1.0000	\$741.07	\$134.39	\$0.00	\$134.39
RFF	13/01/2021	01/07/2020	23966760	242.0000	514.09	1.0000	\$514.09	595.81	1.0000	\$595.81	\$81.72	\$0.00	\$81.72
RFF	13/01/2021	06/08/2018	17940891	152.0000	296.40	1.0000	\$296.40	374.23	1.0000	\$374.23	\$77.83	\$0.00	\$77.83
MGR	10/02/2021	11/12/2014	8935275	490.0000	906.94	1.0000	\$906.94	1,129.85	1.0000	\$1,129.85	\$222.91	\$0.00	\$222.91
SCG	10/02/2021	08/12/2020	25599174	220.0000	655.25	1.0000	\$655.25	581.83	1.0000	\$581.83	(\$73.42)	\$0.00	(\$73.42)
SCG	19/02/2021	08/12/2020	25599174	634.0000	1,888.31	1.0000	\$1,888.31	1,692.71	1.0000	\$1,692.71	(\$195.60)	\$0.00	(\$195.60)
CLW	24/03/2021	30/10/2020	25266265	385.0000	1,872.19	1.0000	\$1,872.19	1,795.06	1.0000	\$1,795.06	(\$77.13)	\$0.00	(\$77.13)
VCX	30/03/2021	17/06/2020	23909592	790.0000	1,301.67	1.0000	\$1,301.67	1,258.67	1.0000	\$1,258.67	(\$43.00)	\$0.00	(\$43.00)
NSR	26/04/2021	04/08/2020	24292530	556.0000	1,077.45	1.0000	\$1,077.45	1,114.19	1.0000	\$1,114.19	\$36.74	\$0.00	\$36.74
NSR	26/04/2021	04/11/2020	25309457	95.0000	178.70	1.0000	\$178.70	190.38	1.0000	\$190.38	\$11.67	\$0.00	\$11.67
MGR	10/05/2021	03/03/2020	22888191	349.0000	1,113.02	1.0000	\$1,113.02	949.95	1.0000	\$949.95	(\$163.07)	\$0.00	(\$163.07)
MGR	10/05/2021	24/03/2020	23136854	10.0000	19.11	1.0000	\$19.11	27.22	1.0000	\$27.22	\$8.11	\$0.00	\$8.11

Realised Accounting Gains/Losses

From Wednesday, July 1, 2020 to Wednesday, June 30, 2021

Thomson Family Super Fund

Security Code	Sale Date	Purchase Date	Parcel ID	Units	Actual Cost (Native/Local)	Purchase Date FX Rate	Actual Cost (AUD)	Net Sale Proceeds (Native/Local)	Sale Date FX Rate	Net Sale Proceeds (AUD)	Gain/(Loss) (AUD)	Gain/(Loss) on Currency Exchange Rates (AUD)	Gain/(Loss) on Traded Local Prices (AUD)
MGR	13/05/2021	24/03/2020	23136854	244.0000	466.21	1.0000	\$466.21	631.20	1.0000	\$631.20	\$164.99	\$0.00	\$164.99
NSR	28/05/2021	04/11/2020	25309457	468.0000	880.36	1.0000	\$880.36	945.13	1.0000	\$945.13	\$64.77	\$0.00	\$64.77
MGR	10/06/2021	11/12/2014	8935275	415.0000	768.12	1.0000	\$768.12	1,206.91	1.0000	\$1,206.91	\$438.79	\$0.00	\$438.79
MGR	10/06/2021	24/03/2020	23136854	40.0000	76.43	1.0000	\$76.43	116.33	1.0000	\$116.33	\$39.90	\$0.00	\$39.90
LIC	11/06/2021	08/11/2017	15963299	31.0000	148.85	1.0000	\$148.85	410.47	1.0000	\$410.47	\$261.63	\$0.00	\$261.63
LIC	11/06/2021	03/11/2017	15863582	17.0000	82.44	1.0000	\$82.44	225.10	1.0000	\$225.10	\$142.66	\$0.00	\$142.66
EGH	24/06/2021	26/08/2020	24535512	2,074.0000	856.42	1.0000	\$856.42	1,165.22	1.0000	\$1,165.22	\$308.80	\$0.00	\$308.80
AUD Total					41,618.62		\$41,618.62	40,035.65		\$40,035.65	(\$1,582.97)	\$0.00	(\$1,582.97)
Total							\$41,618.62			\$40,035.65	(\$1,582.97)	\$0.00	(\$1,582.97)

TOTAL							\$330,985.11			\$386,800.23	\$55,815.13	\$0.00	\$55,815.13
--------------	--	--	--	--	--	--	---------------------	--	--	---------------------	--------------------	---------------	--------------------

** Includes the estimated value of Managed Fund redemptions and applications processed but awaiting confirmation by external registries

Foreign Exchange Gains or Losses are excluded from this Report.

Data reflected in this report may be derived from an external source. If from an external source, it is assumed to be correct at the time this report is produced. Investment Administration Services Pty Limited does not assume responsibility for any inaccurate data provided by the external source. The information in this report is not intended to provide advice, as it does not take into account your personal objectives, financial situation or needs. The information is given in good faith and is derived from sources believed to be accurate. Please note that information contained in this report will be incorrect or incomplete if data supplied to us is incorrect. To the extent permitted by law no liability is accepted for any loss or damage as a result of reliance on this information. IAS does not guarantee the repayment of capital, payment of income or the performance of any particular investment.

Unrealised Gains

As at Wednesday, June 30, 2021

Thomson Family Super Fund

Portfolio Code	Portfolio Name	Parcelld	Purchase Date	Security Code	Units	Accounting Cost	Value (AUD)	Gain/Loss
Thomson Family Super Fund - PWM Alternative Asset								
18352501	Thomson Family Super Fund - PWM Alternative Asset	18973222	07/04/2017	ACQ	419.0000	\$424.58	\$620.12	\$195.54
18352501	Thomson Family Super Fund - PWM Alternative Asset	18973220	20/04/2017	ACQ	2,660.0000	\$2,694.99	\$3,936.80	\$1,241.81
18352501	Thomson Family Super Fund - PWM Alternative Asset	25359160	06/10/2020	ACQ	770.0000	\$847.00	\$1,139.60	\$292.60
18352501	Thomson Family Super Fund - PWM Alternative Asset	21153912	19/08/2019	ETL0431AU	12,990.9265	\$18,297.14	\$18,957.66	\$660.52
18352501	Thomson Family Super Fund - PWM Alternative Asset	9086991	19/01/2015	GOLD	52.0000	\$7,771.52	\$11,373.96	\$3,602.44
18352501	Thomson Family Super Fund - PWM Alternative Asset	13145232	11/10/2016	GOLD	17.0000	\$2,710.64	\$3,718.41	\$1,007.77
18352501	Thomson Family Super Fund - PWM Alternative Asset	21066910	21/08/2019	GOLD	3.0000	\$632.63	\$656.19	\$23.56
18352501	Thomson Family Super Fund - PWM Alternative Asset	26405547	23/03/2021	UBS0064AU	13,356.2366	\$16,850.18	\$16,681.94	(\$168.24)
					30,268.1631	\$50,228.68	\$57,084.68	\$6,856.00
Thomson Family Super Fund - PWM Australian Share								
18352502	Thomson Family Super Fund - PWM Australian Share	23621544	11/05/2020	ALU	256.0000	\$9,475.54	\$9,392.64	(\$82.90)
18352502	Thomson Family Super Fund - PWM Australian Share	23591829	12/05/2020	AMP	3,972.0000	\$5,610.02	\$4,468.50	(\$1,141.52)
18352502	Thomson Family Super Fund - PWM Australian Share	24039637	03/07/2020	AMP	610.0000	\$1,142.39	\$686.25	(\$456.14)
18352502	Thomson Family Super Fund - PWM Australian Share	24283056	03/08/2020	AMP	722.0000	\$1,048.15	\$812.25	(\$235.90)
18352502	Thomson Family Super Fund - PWM Australian Share	25020393	01/10/2020	AMP	580.0000	\$805.86	\$652.50	(\$153.36)
18352502	Thomson Family Super Fund - PWM Australian Share	23621294	11/05/2020	ASX	114.0000	\$9,512.75	\$8,858.94	(\$653.81)
18352502	Thomson Family Super Fund - PWM Australian Share	21790489	25/10/2019	BHP	104.0000	\$3,751.06	\$5,051.28	\$1,300.22
18352502	Thomson Family Super Fund - PWM Australian Share	25267595	02/11/2020	BHP	15.0000	\$535.57	\$728.55	\$192.98
18352502	Thomson Family Super Fund - PWM Australian Share	26439777	01/04/2021	BHP	59.0000	\$2,720.97	\$2,865.63	\$144.66
18352502	Thomson Family Super Fund - PWM Australian Share	10587996	08/09/2015	CBA	9.0000	\$643.50	\$898.83	\$255.33
18352502	Thomson Family Super Fund - PWM Australian Share	18868821	21/11/2018	CBA	42.0000	\$2,966.27	\$4,194.54	\$1,228.27
18352502	Thomson Family Super Fund - PWM Australian Share	23621051	11/05/2020	CBA	128.0000	\$7,748.56	\$12,783.36	\$5,034.80
18352502	Thomson Family Super Fund - PWM Australian Share	24647310	02/09/2020	CBA	9.0000	\$630.83	\$898.83	\$268.00
18352502	Thomson Family Super Fund - PWM Australian Share	23638291	14/05/2020	CNU	352.0000	\$2,423.63	\$2,087.36	(\$336.27)
18352502	Thomson Family Super Fund - PWM Australian Share	23590421	12/05/2020	COH	59.0000	\$11,157.08	\$14,848.53	\$3,691.45
18352502	Thomson Family Super Fund - PWM Australian Share	20422075	07/06/2019	CSL	30.0000	\$6,114.14	\$8,555.70	\$2,441.56
18352502	Thomson Family Super Fund - PWM Australian Share	23758304	02/06/2020	CSL	7.0000	\$2,027.60	\$1,996.33	(\$31.27)
18352502	Thomson Family Super Fund - PWM Australian Share	24282593	03/08/2020	CSL	3.0000	\$865.19	\$855.57	(\$9.62)

Unrealised Gains

As at Wednesday, June 30, 2021

Thomson Family Super Fund

Portfolio Code	Portfolio Name	ParcelId	Purchase Date	Security Code	Units	Accounting Cost	Value (AUD)	Gain/Loss
18352502	Thomson Family Super Fund - PWM Australian Share	25267722	02/11/2020	CSL	2.0000	\$600.28	\$570.38	(\$29.90)
18352502	Thomson Family Super Fund - PWM Australian Share	26907756	01/06/2021	CSL	5.0000	\$1,467.85	\$1,425.95	(\$41.90)
18352502	Thomson Family Super Fund - PWM Australian Share	25267397	02/11/2020	CTD	138.0000	\$2,051.03	\$2,965.62	\$914.59
18352502	Thomson Family Super Fund - PWM Australian Share	26618149	26/04/2021	CTD	133.0000	\$2,643.21	\$2,858.17	\$214.96
18352502	Thomson Family Super Fund - PWM Australian Share	27522401	01/06/2021	EDV	54.0000	\$324.22	\$339.66	\$15.44
18352502	Thomson Family Super Fund - PWM Australian Share	23619251	13/05/2020	ELD	439.0000	\$4,013.91	\$5,070.45	\$1,056.54
18352502	Thomson Family Super Fund - PWM Australian Share	23583213	11/05/2020	EVN	721.0000	\$4,010.79	\$3,244.50	(\$766.29)
18352502	Thomson Family Super Fund - PWM Australian Share	23620808	11/05/2020	FMG	517.0000	\$6,290.45	\$12,066.78	\$5,776.33
18352502	Thomson Family Super Fund - PWM Australian Share	25267165	02/11/2020	HUB	88.0000	\$1,923.71	\$2,508.88	\$585.17
18352502	Thomson Family Super Fund - PWM Australian Share	25912640	01/02/2021	HUB	44.0000	\$1,052.51	\$1,254.44	\$201.93
18352502	Thomson Family Super Fund - PWM Australian Share	23747023	01/06/2020	IEL	163.0000	\$2,802.62	\$4,000.02	\$1,197.40
18352502	Thomson Family Super Fund - PWM Australian Share	24648457	02/09/2020	IPL	972.0000	\$2,066.44	\$2,313.36	\$246.92
18352502	Thomson Family Super Fund - PWM Australian Share	25912486	01/02/2021	IPL	807.0000	\$2,234.15	\$1,920.66	(\$313.49)
18352502	Thomson Family Super Fund - PWM Australian Share	26440023	01/04/2021	IPL	984.0000	\$2,904.35	\$2,341.92	(\$562.43)
18352502	Thomson Family Super Fund - PWM Australian Share	26661492	03/05/2021	IPL	384.0000	\$1,043.58	\$913.92	(\$129.66)
18352502	Thomson Family Super Fund - PWM Australian Share	26908293	01/06/2021	IPL	313.0000	\$740.33	\$744.94	\$4.61
18352502	Thomson Family Super Fund - PWM Australian Share	23638487	14/05/2020	JHC	5,580.0000	\$3,254.40	\$7,142.40	\$3,888.00
18352502	Thomson Family Super Fund - PWM Australian Share	25082655	06/10/2020	JHC	912.0000	\$395.19	\$1,167.36	\$772.17
18352502	Thomson Family Super Fund - PWM Australian Share	21584807	30/09/2019	MQG	28.0000	\$3,360.00	\$4,380.04	\$1,020.04
18352502	Thomson Family Super Fund - PWM Australian Share	23620565	11/05/2020	MQG	40.0000	\$4,501.26	\$6,257.20	\$1,755.94
18352502	Thomson Family Super Fund - PWM Australian Share	23485096	04/05/2020	NAB	282.0000	\$4,672.48	\$7,394.04	\$2,721.56
18352502	Thomson Family Super Fund - PWM Australian Share	25020592	01/10/2020	NAB	43.0000	\$794.98	\$1,127.46	\$332.48
18352502	Thomson Family Super Fund - PWM Australian Share	25913206	01/02/2021	NAB	88.0000	\$2,119.74	\$2,307.36	\$187.62
18352502	Thomson Family Super Fund - PWM Australian Share	25912981	01/02/2021	NTO	668.0000	\$2,138.41	\$2,177.68	\$39.27
18352502	Thomson Family Super Fund - PWM Australian Share	26662264	03/05/2021	NTO	405.0000	\$1,303.30	\$1,320.30	\$17.00
18352502	Thomson Family Super Fund - PWM Australian Share	23638910	14/05/2020	OSH	501.0000	\$1,395.02	\$1,908.81	\$513.79
18352502	Thomson Family Super Fund - PWM Australian Share	23620322	11/05/2020	OZL	535.0000	\$4,793.81	\$12,026.80	\$7,232.99
18352502	Thomson Family Super Fund - PWM Australian Share	25809851	13/05/2020	PPH	2,472.0000	\$3,786.03	\$4,091.16	\$305.13
18352502	Thomson Family Super Fund - PWM Australian Share	26906099	01/06/2021	PPH	690.0000	\$1,150.22	\$1,141.95	(\$8.27)

Unrealised Gains

As at Wednesday, June 30, 2021

Thomson Family Super Fund

Portfolio Code	Portfolio Name	Parcelld	Purchase Date	Security Code	Units	Accounting Cost	Value (AUD)	Gain/Loss
18352502	Thomson Family Super Fund - PWM Australian Share	23592234	12/05/2020	QBE	246.0000	\$1,850.56	\$2,654.34	\$803.78
18352502	Thomson Family Super Fund - PWM Australian Share	26440210	01/04/2021	QBE	311.0000	\$3,066.08	\$3,355.69	\$289.61
18352502	Thomson Family Super Fund - PWM Australian Share	23620080	11/05/2020	RMD	316.0000	\$7,846.94	\$10,352.16	\$2,505.22
18352502	Thomson Family Super Fund - PWM Australian Share	23758535	02/06/2020	RMD	44.0000	\$1,067.82	\$1,441.44	\$373.62
18352502	Thomson Family Super Fund - PWM Australian Share	25912129	01/02/2021	TLS	670.0000	\$2,136.76	\$2,519.20	\$382.44
18352502	Thomson Family Super Fund - PWM Australian Share	26182300	01/03/2021	TLS	709.0000	\$2,254.32	\$2,665.84	\$411.52
18352502	Thomson Family Super Fund - PWM Australian Share	26617207	26/04/2021	TLS	1,069.0000	\$3,648.56	\$4,019.44	\$370.88
18352502	Thomson Family Super Fund - PWM Australian Share	23638683	14/05/2020	WES	75.0000	\$2,848.89	\$4,432.50	\$1,583.61
18352502	Thomson Family Super Fund - PWM Australian Share	25081583	06/10/2020	WES	11.0000	\$519.30	\$650.10	\$130.80
18352502	Thomson Family Super Fund - PWM Australian Share	26617675	26/04/2021	WES	33.0000	\$1,853.60	\$1,950.30	\$96.70
18352502	Thomson Family Super Fund - PWM Australian Share	27087284	28/06/2021	WES	22.0000	\$1,312.13	\$1,300.20	(\$11.93)
18352502	Thomson Family Super Fund - PWM Australian Share	26908070	01/06/2021	WOW	54.0000	\$1,960.61	\$2,059.02	\$98.41
18352502	Thomson Family Super Fund - PWM Australian Share	23583016	11/05/2020	WPL	181.0000	\$4,088.06	\$4,020.01	(\$68.05)
18352502	Thomson Family Super Fund - PWM Australian Share	24283540	03/08/2020	WPL	37.0000	\$766.32	\$821.77	\$55.45
18352502	Thomson Family Super Fund - PWM Australian Share	25081707	06/10/2020	WPL	31.0000	\$584.96	\$688.51	\$103.55
18352502	Thomson Family Super Fund - PWM Australian Share	23619837	11/05/2020	XRO	34.0000	\$2,829.13	\$4,661.40	\$1,832.27
					28,922.0000	\$177,647.42	\$225,209.72	\$47,562.30

Thomson Family Super Fund - PWM International Share

18352504	Thomson Family Super Fund - PWM International Share	26671581	29/04/2021	ACM0009AU	49,355.4139	\$85,995.26	\$89,362.91	\$3,367.65
18352504	Thomson Family Super Fund - PWM International Share	24966992	23/09/2020	ETL1864AU	20,623.9965	\$25,975.05	\$26,200.21	\$225.16
18352504	Thomson Family Super Fund - PWM International Share	25635078	10/12/2020	ETL1864AU	19,483.0781	\$28,270.67	\$24,750.82	(\$3,519.85)
18352504	Thomson Family Super Fund - PWM International Share	26671833	29/04/2021	ETL1864AU	19,072.3990	\$30,770.80	\$24,229.10	(\$6,541.70)
18352504	Thomson Family Super Fund - PWM International Share	24988322	23/09/2020	FSF5774AU	14,978.8702	\$21,004.41	\$24,262.77	\$3,258.36
18352504	Thomson Family Super Fund - PWM International Share	25668639	07/12/2020	OPS8304AU	19,737.2906	\$23,189.75	\$25,649.60	\$2,459.85
18352504	Thomson Family Super Fund - PWM International Share	26671157	29/04/2021	OPS8304AU	5,312.8676	\$6,562.79	\$6,904.34	\$341.55
18352504	Thomson Family Super Fund - PWM International Share	17566008	14/06/2017	WQG	8,789.0000	\$9,684.30	\$14,370.02	\$4,685.72
18352504	Thomson Family Super Fund - PWM International Share	17566007	15/11/2017	WQG	5,003.0000	\$5,066.94	\$8,179.91	\$3,112.97
18352504	Thomson Family Super Fund - PWM International Share	17566001	21/11/2017	WQG	1,042.0000	\$1,082.08	\$1,703.67	\$621.59
18352504	Thomson Family Super Fund - PWM International Share	17566002	22/11/2017	WQG	733.0000	\$769.49	\$1,198.46	\$428.97

Unrealised Gains

As at Wednesday, June 30, 2021

Thomson Family Super Fund

Portfolio Code	Portfolio Name	Parcelld	Purchase Date	Security Code	Units	Accounting Cost	Value (AUD)	Gain/Loss
18352504	Thomson Family Super Fund - PWM International Share	18702681	30/10/2018	WQG	590.0000	\$653.61	\$964.65	\$311.04
18352504	Thomson Family Super Fund - PWM International Share	18892051	26/11/2018	WQG	128.0000	\$152.84	\$209.28	\$56.44
18352504	Thomson Family Super Fund - PWM International Share	20531838	19/06/2019	WQG	15,008.0000	\$16,508.80	\$24,538.08	\$8,029.28
18352504	Thomson Family Super Fund - PWM International Share	21040877	16/08/2019	WQG	1,434.0000	\$1,593.52	\$2,344.59	\$751.07
18352504	Thomson Family Super Fund - PWM International Share	21049730	19/08/2019	WQG	35.0000	\$66.21	\$57.23	(\$8.98)
18352504	Thomson Family Super Fund - PWM International Share	26651609	14/06/2017	WQGOA	2,930.0000	\$0.00	\$468.80	\$468.80
18352504	Thomson Family Super Fund - PWM International Share	26651613	15/11/2017	WQGOA	1,668.0000	\$0.00	\$266.88	\$266.88
18352504	Thomson Family Super Fund - PWM International Share	26651612	21/11/2017	WQGOA	347.0000	\$0.00	\$55.52	\$55.52
18352504	Thomson Family Super Fund - PWM International Share	26651611	22/11/2017	WQGOA	244.0000	\$0.00	\$39.04	\$39.04
18352504	Thomson Family Super Fund - PWM International Share	26651608	30/10/2018	WQGOA	197.0000	\$0.00	\$31.52	\$31.52
18352504	Thomson Family Super Fund - PWM International Share	26651606	26/11/2018	WQGOA	43.0000	\$0.00	\$6.88	\$6.88
18352504	Thomson Family Super Fund - PWM International Share	26651610	19/06/2019	WQGOA	5,003.0000	\$0.00	\$800.48	\$800.48
18352504	Thomson Family Super Fund - PWM International Share	26651607	16/08/2019	WQGOA	478.0000	\$0.00	\$76.48	\$76.48
18352504	Thomson Family Super Fund - PWM International Share	26651605	19/08/2019	WQGOA	12.0000	\$0.00	\$1.92	\$1.92
					192,247.9159	\$257,346.52	\$276,673.16	\$19,326.64

Thomson Family Super Fund - PWM Listed Property

18352505	Thomson Family Super Fund - PWM Listed Property	22191521	13/12/2019	CHC	127.0000	\$1,470.04	\$1,971.04	\$501.00
18352505	Thomson Family Super Fund - PWM Listed Property	23284436	07/04/2020	CHC	89.0000	\$688.36	\$1,381.28	\$692.92
18352505	Thomson Family Super Fund - PWM Listed Property	26394382	24/03/2021	CHC	93.0000	\$1,261.64	\$1,443.36	\$181.72
18352505	Thomson Family Super Fund - PWM Listed Property	24967330	25/09/2020	CIP	261.0000	\$864.20	\$970.92	\$106.72
18352505	Thomson Family Super Fund - PWM Listed Property	25147671	09/10/2020	CIP	291.0000	\$958.48	\$1,082.52	\$124.04
18352505	Thomson Family Super Fund - PWM Listed Property	27026638	11/06/2021	CIP	179.0000	\$693.34	\$665.88	(\$27.46)
18352505	Thomson Family Super Fund - PWM Listed Property	25342679	06/11/2020	CQE	604.0000	\$1,817.12	\$2,101.92	\$284.80
18352505	Thomson Family Super Fund - PWM Listed Property	22208505	18/12/2019	DXS	55.0000	\$679.23	\$586.85	(\$92.38)
18352505	Thomson Family Super Fund - PWM Listed Property	23700642	25/05/2020	DXS	151.0000	\$1,308.74	\$1,611.17	\$302.43
18352505	Thomson Family Super Fund - PWM Listed Property	24372525	07/08/2020	DXS	122.0000	\$1,052.97	\$1,301.74	\$248.77
18352505	Thomson Family Super Fund - PWM Listed Property	26024798	10/02/2021	DXS	226.0000	\$1,976.64	\$2,411.42	\$434.78
18352505	Thomson Family Super Fund - PWM Listed Property	23967405	01/07/2020	EGH	3,923.0000	\$1,293.17	\$2,373.42	\$1,080.25
18352505	Thomson Family Super Fund - PWM Listed Property	24535512	26/08/2020	EGH	188.0000	\$77.63	\$113.74	\$36.11

Unrealised Gains

As at Wednesday, June 30, 2021

Thomson Family Super Fund

Portfolio Code	Portfolio Name	Parcelld	Purchase Date	Security Code	Units	Accounting Cost	Value (AUD)	Gain/Loss
18352505	Thomson Family Super Fund - PWM Listed Property	18360143	18/09/2018	GMG	73.0000	\$792.72	\$1,545.41	\$752.69
18352505	Thomson Family Super Fund - PWM Listed Property	18371598	19/09/2018	GMG	196.0000	\$2,123.10	\$4,149.32	\$2,026.22
18352505	Thomson Family Super Fund - PWM Listed Property	19597216	04/03/2019	GMG	34.0000	\$451.19	\$719.78	\$268.59
18352505	Thomson Family Super Fund - PWM Listed Property	21432610	18/09/2019	GMG	136.0000	\$1,929.16	\$2,879.12	\$949.96
18352505	Thomson Family Super Fund - PWM Listed Property	22962391	13/03/2020	GMG	92.0000	\$1,201.72	\$1,947.64	\$745.92
18352505	Thomson Family Super Fund - PWM Listed Property	23869843	11/06/2020	GMG	71.0000	\$1,074.34	\$1,503.07	\$428.73
18352505	Thomson Family Super Fund - PWM Listed Property	24898095	18/09/2020	GMG	75.0000	\$1,380.84	\$1,587.75	\$206.91
18352505	Thomson Family Super Fund - PWM Listed Property	25219707	21/10/2020	GMG	37.0000	\$712.79	\$783.29	\$70.50
18352505	Thomson Family Super Fund - PWM Listed Property	25354627	10/11/2020	GMG	44.0000	\$836.74	\$931.48	\$94.74
18352505	Thomson Family Super Fund - PWM Listed Property	27026417	11/06/2021	GMG	71.0000	\$1,493.29	\$1,503.07	\$9.78
18352505	Thomson Family Super Fund - PWM Listed Property	26165242	25/02/2021	GOZ	571.0000	\$1,812.42	\$2,323.97	\$511.55
18352505	Thomson Family Super Fund - PWM Listed Property	22961735	13/03/2020	GPT	589.0000	\$2,955.79	\$2,886.10	(\$69.69)
18352505	Thomson Family Super Fund - PWM Listed Property	23378156	16/04/2020	GPT	318.0000	\$1,270.15	\$1,558.20	\$288.05
18352505	Thomson Family Super Fund - PWM Listed Property	23618533	13/05/2020	GPT	222.0000	\$920.18	\$1,087.80	\$167.62
18352505	Thomson Family Super Fund - PWM Listed Property	27019109	10/06/2021	GPT	302.0000	\$1,502.26	\$1,479.80	(\$22.46)
18352505	Thomson Family Super Fund - PWM Listed Property	15963299	08/11/2017	LIC	170.0000	\$816.25	\$2,653.70	\$1,837.45
18352505	Thomson Family Super Fund - PWM Listed Property	8935275	11/12/2014	MGR	97.0000	\$179.54	\$283.24	\$103.70
18352505	Thomson Family Super Fund - PWM Listed Property	24782028	08/09/2020	MGR	575.0000	\$1,241.26	\$1,679.00	\$437.74
18352505	Thomson Family Super Fund - PWM Listed Property	26638958	28/04/2021	MGR	256.0000	\$705.97	\$747.52	\$41.55
18352505	Thomson Family Super Fund - PWM Listed Property	21507808	26/09/2019	SGP	642.0000	\$2,957.50	\$2,991.72	\$34.22
18352505	Thomson Family Super Fund - PWM Listed Property	21766826	21/10/2019	SGP	185.0000	\$925.65	\$862.10	(\$63.55)
18352505	Thomson Family Super Fund - PWM Listed Property	21945821	08/11/2019	SGP	286.0000	\$1,427.24	\$1,332.76	(\$94.48)
18352505	Thomson Family Super Fund - PWM Listed Property	22209118	18/12/2019	SGP	148.0000	\$740.89	\$689.68	(\$51.21)
18352505	Thomson Family Super Fund - PWM Listed Property	24089745	07/07/2020	SGP	254.0000	\$919.16	\$1,183.64	\$264.48
18352505	Thomson Family Super Fund - PWM Listed Property	23909592	17/06/2020	VCX	739.0000	\$1,217.63	\$1,141.76	(\$75.87)
18352505	Thomson Family Super Fund - PWM Listed Property	25147884	09/10/2020	VCX	300.0000	\$457.58	\$463.50	\$5.92
18352505	Thomson Family Super Fund - PWM Listed Property	25348136	09/11/2020	VCX	1,774.0000	\$2,588.33	\$2,740.83	\$152.50
18352505	Thomson Family Super Fund - PWM Listed Property	25813569	13/01/2021	WPR	463.0000	\$1,188.45	\$1,213.06	\$24.61
18352505	Thomson Family Super Fund - PWM Listed Property	26394286	24/03/2021	WPR	778.0000	\$1,969.02	\$2,038.36	\$69.34

Unrealised Gains

As at Wednesday, June 30, 2021

Thomson Family Super Fund

Portfolio Code	Portfolio Name	ParcelId	Purchase Date	Security Code	Units	Accounting Cost	Value (AUD)	Gain/Loss
					15,807.0000	\$51,932.72	\$64,921.93	\$12,989.21
Thomson Family Super Fund - PWM Transition								
18352506	Thomson Family Super Fund - PWM Transition	20987423	09/05/2017	NSC	3,965.0000	\$3,818.99	\$3,885.70	\$66.71
18352506	Thomson Family Super Fund - PWM Transition	27042515	09/05/2017	NSCOA	1,322.0000	\$0.00	\$92.54	\$92.54
18352506	Thomson Family Super Fund - PWM Transition	25214102	20/01/2015	WMA	7,446.0000	\$7,038.27	\$7,334.31	\$296.04
18352506	Thomson Family Super Fund - PWM Transition	25214103	21/01/2015	WMA	4,885.0000	\$4,627.14	\$4,811.73	\$184.59
18352506	Thomson Family Super Fund - PWM Transition	25214104	11/10/2016	WMA	3,198.0000	\$3,847.22	\$3,150.03	(\$697.19)
18352506	Thomson Family Super Fund - PWM Transition	25214105	14/11/2016	WMA	2,152.0000	\$2,395.20	\$2,119.72	(\$275.48)
18352506	Thomson Family Super Fund - PWM Transition	25214106	22/11/2016	WMA	1,003.0000	\$1,218.43	\$987.96	(\$230.47)
18352506	Thomson Family Super Fund - PWM Transition	25214107	23/11/2016	WMA	398.0000	\$500.37	\$392.03	(\$108.34)
18352506	Thomson Family Super Fund - PWM Transition	25214108	26/03/2018	WMA	806.0000	\$971.95	\$793.91	(\$178.04)
					25,175.0000	\$24,417.57	\$23,567.93	(\$849.64)
TOTAL					292,420.0790	\$561,572.91	\$647,457.42	\$85,884.51

** Includes the estimated value of Managed Fund redemptions and applications processed but awaiting confirmation by external registries

Data reflected in this report may be derived from an external source. If from an external source, it is assumed to be correct at the time this report is produced. Investment Administration Services Pty Limited does not assume responsibility for any inaccurate data provided by the external source. The information in this report is not intended to provide advice, as it does not take into account your personal objectives, financial situation or needs. The information is given in good faith and is derived from sources believed to be accurate. Please note that information contained in this report will be incorrect or incomplete if data supplied to us is incorrect. To the extent permitted by law no liability is accepted for any loss or damage as a result of reliance on this information. IAS does not guarantee the repayment of capital, payment of income or the performance of any particular investment.

Independent Assurance Practitioner's Report

To the Board of Directors of Investment Administration Services Pty Limited

Report on internal controls procedures relating to MDA services

We have undertaken a reasonable assurance engagement on the design and the operating effectiveness of controls within Investment Administration Services Pty Limited's Managed Discretionary Account (MDA) services ("Documented Measures") as operator of Investment Administration Services Pty Limited's MDA service to form an opinion on the Operator's compliance with its obligations relating to the provision of MDA services in accordance with ASIC Instrument 2016/968 "Managed Discretionary Account Services" ("the Instrument") during the financial year ended 30 June 2021.

Qualified Opinion

Our opinion has been formed on the basis of the matters outlined in this report.

In our opinion, except for the possible effects of the matters described in the Basis for Qualified Opinion Paragraph, in relation to the provision of MDA services (as defined in the Instrument) by the Operator:

- (a) the Operator has complied, in all material respects, with the Documented Measures during the financial year ended 30 June 2021; and
- (b) those Documented Measures met the conditions of the Instrument during that financial year.

Basis for Qualified Opinion

From 1 October 2017, the Australian Securities and Investments Commission ("ASIC") Financial Instrument 2016/968 (the "Instrument") section 912AEC(22) prohibits investments in unregistered schemes through MDA accounts. As at 30 June 2021, 143 retail investors in the MDA scheme held investments in unregistered schemes acquired pre 1 October 2017 via the Class Order 04/194. Investment Administration Services Pty Limited raised these with ASIC in 2017 and have been actively working to rectify these legacy positions since then.

As at 30 June 2021, 39 wholesale investors in the MDA scheme held previously permissible investments in unregistered schemes acquired post 1 October 2017.

In addition, Investment Administration Services Pty Limited operates an external MDA adviser model whereby it relies on external MDA advisers to provide annual personal advice to retail clients as required by section 912AEB (8)(b) of the Instrument. At 30 June 2021, there were 12 dealer groups with 136 accounts where the confirmation of annual advice renewal was overdue.

Investment Administration Services Pty Limited self-identified these breaches and have requested a relief from ASIC in terms of compliance with sections 912AEC(22) and 912AEB(8)(b) of the MDA Instrument.

Investment Administration Services Pty Limited's responsibilities

Investment Administration Services Pty Limited is responsible for the design, documentation, operation, maintenance and monitoring of adequate Documented Measures and compliance with them, during the financial year ended 30 June 2021.

Our independence and quality control

We have complied with the relevant ethical requirements relating to assurance engagements, which include independence and other requirements founded on fundamental principles of integrity, objectivity, professional competence and due care, confidentiality and professional behaviour.

In accordance with Auditing Standard ASQC 1 *Quality Control for Firms that Perform Audits and Reviews of Financial Reports and Other Financial Information, and Other Assurance Engagements*, Grant Thornton Audit Pty Ltd maintains a comprehensive system of quality control including documented policies and procedures regarding compliance with ethical requirements, professional standards and applicable legal and regulatory requirements.

Assurance practitioner's responsibilities

Our responsibility is to express an opinion on Investment Administration Services Pty Limited's Documented Measures the suitability of the design to achieve the control objectives and operating effectiveness of Investment Administration Services Pty Limited's controls as operator of Investment Administration Services Pty Limited MDA service, based on our procedures. We conducted our engagement in accordance with Standard on Assurance Engagements ASAE 3150 *Assurance Engagements on Controls* issued by the Auditing and Assurance Standards Board. That standard requires that we comply with relevant ethical requirements and plan and perform our procedures to obtain reasonable assurance about whether, in all material respects, the controls are suitably designed to achieve the control objectives and the controls operated effectively throughout the period.

An assurance engagement to report on the design and operating effectiveness of controls involves performing procedures to obtain evidence about the suitability of the design of controls to achieve the control objectives and the operating effectiveness of controls throughout the period. The procedures selected depend on our judgement, including the assessment of the risks that the controls are not suitably designed or the controls did not operate effectively.

Our procedures included obtaining an understanding of the Documented Measures and an examination, on a test basis, of evidence supporting whether the Operator complied with the Documented Measures included in the attached Controls Report during the financial year ended 30 June 2021 and that those Documented Measures met the conditions of the Instrument during that financial year.

We believe that the evidence we have obtained is sufficient and appropriate to provide a basis for our opinion.

Limitations of controls

Because of the inherent limitations of any internal control structure it is possible that, even if the controls are suitably designed and operating effectively, the control objectives may not be achieved and so fraud, error, or non-compliance with laws and regulations may occur and not be detected. Further, the internal control structure, within which the Documented Measures that we have assured operate, has not been assured and no opinion is expressed as to its design or operating effectiveness.

An assurance engagement on operating effectiveness of controls is not designed to detect all instances of controls operating ineffectively as it is not performed continuously throughout the period and the tests performed are on a sample basis.

Any projection of the outcome of the evaluation of controls to future periods is subject to the risk that the controls may become inadequate because of changes in conditions, or that the degree of compliance with them may deteriorate.

Restricted use

This report has been prepared for the Directors of the Operator to enable the operator to meet its obligation to lodge this report with ASIC with its annual financial statements under section 989B of the Corporations Act 2001, as required by the Instrument. We disclaim any assumptions of responsibility for any reliance on this report to any person other than the addressee and ASIC, who may rely on this report only for the purpose for which it was prepared.



Grant Thornton Audit Pty Ltd
Chartered Accountants



Grant Layland
Director – Audit & Assurance Services

Sydney, 15 September 2021

Independent Assurance Practitioner's Report

To the Directors of Investment Administration Services Pty Limited

Report on internal controls procedures relating to annual investor statements

We have undertaken a reasonable assurance engagement on the design and the operating effectiveness of controls within Investment Administration Services Pty Limited's Managed Discretionary Account (MDA) services to form an opinion on the compliance of Investment Administration Services Pty Limited ("the Operator") and any relevant person acting on the Operator's behalf, with its obligations relating to internal controls ("Documented Controls") over annual investor statements from the provision of MDA services in accordance with Australian Securities and Investment Commission ("ASIC") Instrument 2016/968 "Managed Discretionary Account Services" ("the Instrument") during the financial year ended 30 June 2021.

Opinion

Our opinion has been formed on the basis of the matters outlined in this report.

In our opinion, in relation to the provision of MDA services (as defined in the Instrument) by the Operator:

- (a) the Operator's internal controls and other procedures were suitably designed and operated effectively to ensure that the following have not been materially misstated:
 - (i) annual investor statements or summaries, given under paragraph 912AEF(4)(a) of ASIC Instrument 2016/968 "Managed Discretionary Account Services" ("the Instrument") for the year ended 30 June 2021 ("annual investor statements"); and
 - (ii) information made accessible electronically under subparagraph 912AEF(2)(b) of the Instrument in respect of the year ended 30 June 2021;
- (b) the aggregate of assets, liabilities, revenue and expenses shown in the annual investor statements provided by the Operator for the year have been properly reconciled to the corresponding amounts shown in the reports prepared by the holder of any retail client's portfolio assets (or, if the holder is the retail client, by the Operator) that have been independently audited.

Investment Administration Services Pty Limited's Responsibilities

Investment Administration Services Pty Limited is responsible for the design, documentation, operation, maintenance and monitoring of adequate Documented Controls and compliance with them, during the financial year ended 30 June 2021.

Our Independence and Quality Control

We have complied with the relevant ethical requirements relating to assurance engagements, which include independence and other requirements founded on fundamental principles of integrity, objectivity, professional competence and due care, confidentiality and professional behaviour.

In accordance with Auditing Standard ASQC 1 *Quality Control for Firms that Perform Audits and Reviews of Financial Reports and Other Financial Information, and Other Assurance Engagements*, Grant Thornton Audit Pty Ltd maintains a comprehensive system of quality control including documented policies and procedures regarding compliance with ethical requirements, professional standards and applicable legal and regulatory requirements.

Assurance Practitioner's Responsibilities

Our responsibility is to express an opinion on Investment Administration Services Pty Limited Documented Controls, the suitability of the design to achieve the control objectives and operating effectiveness of Investment Administration Services Pty Limited's controls as operator of Investment Administration Services Pty Limited MDA service, based on our procedures. We conducted our engagement in accordance with Standard on Assurance Engagements ASAE 3150 *Assurance Engagements on Controls* issued by the Auditing and Assurance Standards Board. That standard requires that we comply with relevant ethical requirements and plan and perform our procedures to obtain reasonable assurance about whether, in all material respects, the controls are suitably designed to achieve the control objectives and the controls operated effectively throughout the period.

An assurance engagement to report on the design and operating effectiveness of controls involves performing procedures to obtain evidence about the suitability of the design of controls to achieve the control objectives and the operating effectiveness of controls throughout the period. The procedures selected depend on our judgement, including the assessment of the risks that the controls are not suitably designed or the controls did not operate effectively.

Our procedures included obtaining an understanding of the Documented Controls and an examination, on a test basis, of evidence supporting whether the Operator complied with the Documented Controls included in the attached Controls Report during the financial year ended 30 June 2021 and that those Documented Controls met the conditions of the Instrument during that financial year.

These procedures have been undertaken to form an opinion of whether, in relation to the provision of MDA Services (as defined in the Instrument):

- (a) the Operator's internal controls and other procedures were suitably designed and operated effectively to ensure that the following have not been materially misstated:
- (i) annual investor statements or summaries, given under paragraph 912AEF(4)(a) of ASIC Instrument 2016/968 "Managed Discretionary Account Services" ("the Instrument") for the year ended 30 June 2021 ("annual investor statements");
 - (ii) information made accessible electronically under subparagraph 912AEF(2)(b) of the Instrument in respect of the year ended 30 June 2021;
- (b) the aggregate of assets, liabilities, revenue and expenses shown in the annual investor statements provided by the Operator for the year have been properly reconciled to the corresponding amounts shown in the reports prepared by the holder of any retail client's portfolio assets (or, if the holder is the retail client, by the Operator) that have been independently audited.

This report has been prepared for the Directors of the Operator to enable the Operator to meet its obligation to lodge this report with ASIC with its annual financial statements under section 989B of the Corporations Act 2001, as required by the Instrument.

We believe that the evidence we have obtained is sufficient and appropriate to provide a basis for our opinion.

Limitations of Controls

Because of the inherent limitations of any internal control structure it is possible that, even if the controls are suitably designed and operating effectively, the control objectives may not be achieved and so fraud, error, or non-compliance with laws and regulations may occur and not be detected. Further, the internal control structure, within which the Documented Measures that we have assured operate, has not been assured and no opinion is expressed as to its design or operating effectiveness.

An assurance engagement on operating effectiveness of controls is not designed to detect all instances of controls operating ineffectively as it is not performed continuously throughout the period and the tests performed are on a sample basis.

Any projection of the outcome of the evaluation of controls to future periods is subject to the risk that the controls may become inadequate because of changes in conditions, or that the degree of compliance with them may deteriorate.

Restricted Use

This report has been prepared for the Directors of the Operator, existing investors and the Australian Securities and Investments Commission. This report is prepared for the operator to meet its obligation to comply with ASIC Instrument 2016/968 "Managed Discretionary Account Services" ("the Instrument") and may not be suitable for another purpose. We disclaim any assumptions of responsibility for any reliance on this report to any person other than the addressee, existing investors and ASIC, who may rely on this report only for the purpose for which it was prepared.



Grant Thornton Audit Pty Ltd
Chartered Accountants



Grant Layland
Director – Audit & Assurance Services

Sydney, 15 September 2021