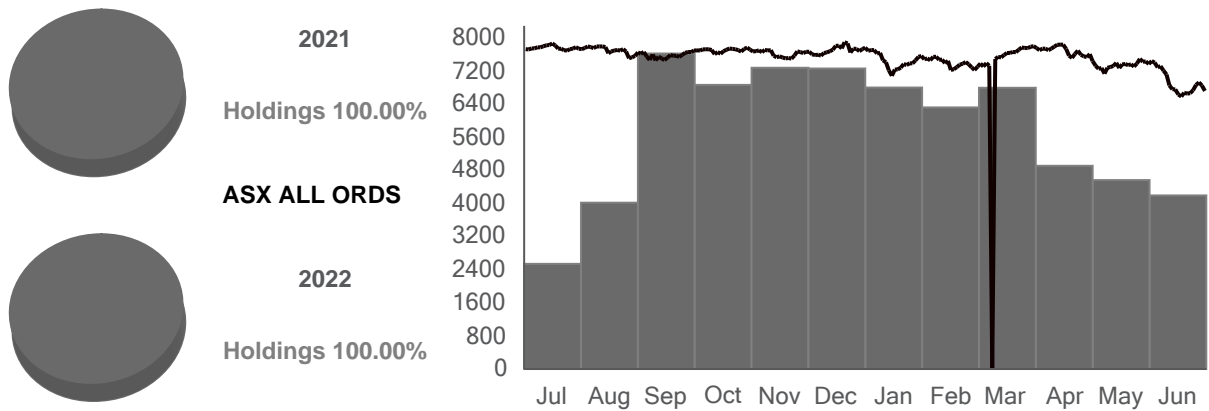




Financial Year Summary

01 Jul 2021 - 30 Jun 2022

Summary Information A/C 192867	+/-	
Holdings valuation at start of period		\$274,732.96
Holdings valuation at end of period	\$180,808.94	\$455,541.90
Portfolio at start of period		\$274,732.96
Portfolio at end of period	\$180,808.94	\$455,541.90
Total portfolio value		\$455,541.90
Total brokerage		\$1,423.59
Information service fees		\$0.00
Estimated dividends and distributions		\$21,795.88
Estimated franking credits		\$8,700.91



While every effort has been made to provide you with an accurate statement, we give no warranty of accuracy or reliability and take no responsibility for any errors or omissions including negligence by any officers, employees or agents. We encourage you to confirm the information, holdings and valuations contained herein. Information contained in the report may only relate to the period since you commenced our service.

Copyright © 2022 Third Party Platform Pty Limited. All rights reserved.

Macquarie Online Trading is a service provided by Third Party Platform Pty Ltd ("TPP") ABN 74 121 227 905 AFSL No. 314341, at the request of Macquarie Bank Limited ABN 46 008 583 542 AFSL 237502 ("MBL"). TPP is a Participant of the ASX Group. Neither TPP nor MBL are representatives of each other. Some of the fees paid to TPP for the provision of its services will be remitted to MBL. TPP and MBL do not provide personal financial advice in relation to Macquarie Online Trading. You should consider your own financial situation, particular needs and investment objectives before acting on any of the information available on this report.

Holdings valuation

01 Jul 2021 - 30 Jun 2022

Holdings valuation at 1 Jul 2021

\$274,732.96

Equities

ASX code	Description	Quantity	Cost Price	Price	Value
A2M	A2 MILK FPO NZ	37	\$6.30	\$6.000	\$222.00
ALU	ALTIUM LTD FPO	6	\$28.43	\$36.690	\$220.14
ALX	ATLSRTERIA FPOFORUS	1,275	\$6.29	\$6.370	\$8,121.75
AMA	AMA GROUP FPO	3,174	\$0.64	\$0.575	\$1,825.05
AMC	AMCOR PLC CDI 1:1	185	\$15.76	\$15.130	\$2,799.05
ANP	ANTISENSE FPO	987	\$0.08	\$0.195	\$192.47
ANZ	ANZ BANK FPO	55	\$17.01	\$28.150	\$1,548.25
APX	APPEN FPO	720	\$24.35	\$13.600	\$9,792.00
ART	AIRTASKER FPO	1,840	\$1.64	\$1.100	\$2,024.00
AUZ	AUST MINES FPO	55,555	\$0.09	\$0.022	\$1,222.21
AVN	AVENTUS STAPLED	211	\$2.30	\$3.150	\$664.65
AX1	ACCENT GL FPO	15,765	\$1.18	\$2.790	\$43,984.35
AZJ	AURIZON FPO	659	\$4.58	\$3.720	\$2,451.48
BHP	BHP GROUP FPO	48	\$41.57	\$48.570	\$2,331.36
BKL	BLACKMORE. FPO	135	\$103.61	\$73.470	\$9,918.45
BKW	BRICKWORKS FPO	31	\$16.44	\$25.070	\$777.17
BLD	BORAL LTD FPO	59	\$5.03	\$7.350	\$433.65
BPH	BPH ENERGY FPO	56,179	\$0.09	\$0.071	\$3,988.71
BTH	BIGTINCAN FPO	13,718	\$1.27	\$1.135	\$15,569.93
BUB	BUBS AUST FPO	1,973	\$1.53	\$0.435	\$858.26
BUY	BOUNTY OIL FPO	681,818	\$0.02	\$0.016	\$10,909.09
CBA	CWLTH BANK FPO	3	\$72.84	\$99.870	\$299.61
CGF	CHALLENGER FPO	254	\$7.95	\$5.410	\$1,374.14

While every effort has been made to provide you with an accurate statement, we give no warranty of accuracy or reliability and take no responsibility for any errors or omissions including negligence by any officers, employees or agents. We encourage you to confirm the information, holdings and valuations contained herein. Information contained in the report may only relate to the period since you commenced our service.

Copyright © 2022 Third Party Platform Pty Limited. All rights reserved.

Macquarie Online Trading is a service provided by Third Party Platform Pty Ltd ("TPP") ABN 74 121 227 905 AFSL No. 314341, at the request of Macquarie Bank Limited ABN 46 008 583 542 AFSL 237502 ("MBL"). TPP is a Participant of the ASX Group. Neither TPP nor MBL are representatives of each other. Some of the fees paid to TPP for the provision of its services will be remitted to MBL. TPP and MBL do not provide personal financial advice in relation to Macquarie Online Trading. You should consider your own financial situation, particular needs and investment objectives before acting on any of the information available on this report.

Holdings valuation (continued)

01 Jul 2021 - 30 Jun 2022

CLH	COLL HOUSE FPO	1,809	\$2.22	\$0.150	\$271.35
CSL	CSL FPO	29	\$241.49	\$285.190	\$8,270.51
CWY	CLEANAWAY FPO	46	\$2.04	\$2.640	\$121.44
DDR	DICKERDATA FPO	210	\$3.04	\$11.060	\$2,322.60
DTC	DAMSTRA FPO	9,638	\$0.83	\$0.830	\$7,999.54
FLT	FLIGHT CTR FPO	50	\$39.91	\$14.850	\$742.50
FMG	FORTESCUE FPO	339	\$12.22	\$23.340	\$7,912.26
FPH	F&P HEALTH FPO NZX	201	\$29.81	\$28.920	\$5,812.92
GEM	G8 EDUCATE FPO	7,468	\$2.42	\$1.005	\$7,505.34
HVN	HARVEY FPO	4,014	\$3.32	\$5.480	\$21,996.72
HYD	HYDRIX FPO	5,555	\$0.18	\$0.185	\$1,027.68
IFM	INFOMEDIA FPO	1,045	\$1.40	\$1.535	\$1,604.08
JHC	JAPARA FPO	104	\$1.83	\$1.280	\$133.12
JIN	JUMBO INT FPO	31	\$12.00	\$17.770	\$550.87
KGN	KOGAN.COM FPO	231	\$10.91	\$11.580	\$2,674.98
LVT	LIVETILES FPO	11,446	\$0.27	\$0.145	\$1,659.67
MFG	MAG FINC FPO	40	\$50.54	\$53.860	\$2,154.40
MHJ	MICHAELHLL FPO	4,363	\$0.32	\$0.880	\$3,839.44
MICH	MIF CH TMF UNITS	377	\$2.70	\$2.930	\$1,104.61
NAB	NAT. BANK FPO	779	\$29.69	\$26.220	\$20,425.38
NDQ	BETANASDAQ ETF UNITS	113	\$17.97	\$32.110	\$3,628.43
NEA	NEARMAP FPO	386	\$2.63	\$1.860	\$717.96
ONE	ONEVIEW CDI 1:1	1,900	\$1.06	\$0.470	\$893.00
RFG	RTL FOOD FPO	3,231	\$4.65	\$0.067	\$216.48
RUL	RPMGLOBAL FPO	333	\$1.21	\$1.780	\$592.74
RWC	RWC CORP FPO	810	\$3.72	\$5.260	\$4,260.60
SBM	ST.BARBARA FPO	1	\$3.14	\$1.705	\$1.71

While every effort has been made to provide you with an accurate statement, we give no warranty of accuracy or reliability and take no responsibility for any errors or omissions including negligence by any officers, employees or agents. We encourage you to confirm the information, holdings and valuations contained herein. Information contained in the report may only relate to the period since you commenced our service.

Copyright © 2022 Third Party Platform Pty Limited. All rights reserved.

Macquarie Online Trading is a service provided by Third Party Platform Pty Ltd ("TPP") ABN 74 121 227 905 AFSL No. 314341, at the request of Macquarie Bank Limited ABN 46 008 583 542 AFSL 237502 ("MBL"). TPP is a Participant of the ASX Group. Neither TPP nor MBL are representatives of each other. Some of the fees paid to TPP for the provision of its services will be remitted to MBL. TPP and MBL do not provide personal financial advice in relation to Macquarie Online Trading. You should consider your own financial situation, particular needs and investment objectives before acting on any of the information available on this report.

Holdings valuation (continued)

01 Jul 2021 - 30 Jun 2022

SHL	SONIC HLTH FPO	40	\$18.51	\$38.400	\$1,536.00
SOL	SOUL W.H. FPO	130	\$21.99	\$33.730	\$4,384.90
STO	SANTOS FPO	582	\$12.84	\$7.090	\$4,126.38
SUL	SUPARETAIL FPO	118	\$5.67	\$12.910	\$1,523.38
TLS	TELSTRA FPO	3,002	\$4.89	\$3.760	\$11,287.52
TPG	TPGLIMITED FPO	63	\$0.00	\$6.260	\$394.38
TUA	TUAS LTD FPO	32	\$0.00	\$0.645	\$20.64
VCX	VICINITY STAPLED	1,411	\$1.53	\$1.545	\$2,180.00
VHT	VOLPARA FPO NZ	2,049	\$1.47	\$1.160	\$2,376.84
VRT	VIRTUS FPO	332	\$8.17	\$6.600	\$2,191.20
WBC	WESTPAC FPO	203	\$32.28	\$25.810	\$5,239.43
WBT	WEEBITNANO FPO	213	\$0.07	\$1.655	\$352.52
WEB	WEBJET FPO	601	\$6.37	\$4.910	\$2,950.91
WOR	WORLEY FPO	125	\$15.99	\$11.960	\$1,495.00
WPL	WOODSIDE FPO	186	\$40.18	\$22.210	\$4,131.06
WTC	WISETECH FPO	18	\$23.21	\$31.930	\$574.74
Sub total					\$274,732.96

Holdings valuation at 30 Jun 2022

\$455,541.90

Equities

ASX code	Description	Quantity	Cost Price	Price	Value
A2M	A2 MILK FPO NZ	495	\$6.57	\$4.390	\$2,173.05
ALU	ALTIUM LTD FPO	6	\$28.43	\$26.910	\$161.46
ALX	ATLSRTERIA FPOFORUS	1,275	\$6.29	\$8.060	\$10,276.50
AMA	AMA GROUP FPO	3,174	\$0.64	\$0.170	\$539.58
AMC	AMCOR PLC CDI 1:1	15	\$15.76	\$18.040	\$270.60

While every effort has been made to provide you with an accurate statement, we give no warranty of accuracy or reliability and take no responsibility for any errors or omissions including negligence by any officers, employees or agents. We encourage you to confirm the information, holdings and valuations contained herein. Information contained in the report may only relate to the period since you commenced our service.

Copyright © 2022 Third Party Platform Pty Limited. All rights reserved.

Macquarie Online Trading is a service provided by Third Party Platform Pty Ltd ("TPP") ABN 74 121 227 905 AFSL No. 314341, at the request of Macquarie Bank Limited ABN 46 008 583 542 AFSL 237502 ("MBL"). TPP is a Participant of the ASX Group. Neither TPP nor MBL are representatives of each other. Some of the fees paid to TPP for the provision of its services will be remitted to MBL. TPP and MBL do not provide personal financial advice in relation to Macquarie Online Trading. You should consider your own financial situation, particular needs and investment objectives before acting on any of the information available on this report.

Holdings valuation (continued)

01 Jul 2021 - 30 Jun 2022

ANP	ANTISENSE FPO	987	\$0.08	\$0.075	\$74.03
ANZ	ANZ BANK FPO	55	\$17.01	\$22.030	\$1,211.65
APX	APPEN FPO	720	\$24.35	\$5.610	\$4,039.20
ART	AIRTASKER FPO	1,840	\$1.64	\$0.250	\$460.00
ASIA	BETA ASIA ETF UNITS	3,000	\$10.41	\$7.500	\$22,500.00
AUZ	AUST MINES FPO	5,556	\$0.90	\$0.060	\$333.36
AX1	ACCENT GL FPO	50,232	\$2.08	\$1.240	\$62,287.68
AZJ	AURIZON FPO	659	\$4.58	\$3.800	\$2,504.20
BHP	BHP GROUP FPO	1,436	\$43.17	\$41.250	\$59,235.00
BKL	BLACKMORE. FPO	135	\$103.61	\$70.400	\$9,504.00
BKW	BRICKWORKS FPO	31	\$16.44	\$18.540	\$574.74
BLD	BORAL LTD FPO	59	\$5.03	\$2.590	\$152.81
BPH	BPH ENERGY FPO	56,179	\$0.09	\$0.011	\$617.97
BTH	BIGTINCAN FPO	21,551	\$1.16	\$0.500	\$10,775.50
BUB	BUBS AUST FPO	1,973	\$1.53	\$0.605	\$1,193.67
BUY	BOUNTY OIL FPO	681,818	\$0.02	\$0.007	\$4,772.73
CBA	CWLTH BANK FPO	3	\$72.84	\$90.380	\$271.14
CGF	CHALLENGER FPO	254	\$7.95	\$6.840	\$1,737.36
CLH	COLL HOUSE FPO	1,809	\$2.22	\$0.068	\$123.01
CSL	CSL FPO	29	\$241.49	\$269.060	\$7,802.74
CWY	CLEANAWAY FPO	46	\$2.04	\$2.520	\$115.92
DDR	DICKERDATA FPO	210	\$3.04	\$11.040	\$2,318.40
DRR	DETERRA RE FPO	755	\$4.21	\$4.240	\$3,201.20
DTC	DAMSTRA FPO	58,613	\$0.88	\$0.110	\$6,447.43
EML	EMLPAYMENT FPO	68,381	\$3.93	\$1.230	\$84,108.63
FLT	FLIGHT CTR FPO	50	\$39.91	\$17.360	\$868.00
FMG	FORTECUE FPO	292	\$18.94	\$17.530	\$5,118.76

While every effort has been made to provide you with an accurate statement, we give no warranty of accuracy or reliability and take no responsibility for any errors or omissions including negligence by any officers, employees or agents. We encourage you to confirm the information, holdings and valuations contained herein. Information contained in the report may only relate to the period since you commenced our service.

Copyright © 2022 Third Party Platform Pty Limited. All rights reserved.

Macquarie Online Trading is a service provided by Third Party Platform Pty Ltd ("TPP") ABN 74 121 227 905 AFSL No. 314341, at the request of Macquarie Bank Limited ABN 46 008 583 542 AFSL 237502 ("MBL"). TPP is a Participant of the ASX Group. Neither TPP nor MBL are representatives of each other. Some of the fees paid to TPP for the provision of its services will be remitted to MBL. TPP and MBL do not provide personal financial advice in relation to Macquarie Online Trading. You should consider your own financial situation, particular needs and investment objectives before acting on any of the information available on this report.

Holdings valuation (continued)

01 Jul 2021 - 30 Jun 2022

FPH	F&P HEALTH FPO NZX	1	\$29.81	\$17.840	\$17.84
GEM	G8 EDUCATE FPO	7,468	\$2.42	\$1.055	\$7,878.74
HDN	HOMECO DNR UNITS	464	\$0.00	\$1.280	\$593.92
HVN	HARVEY FPO	11,527	\$4.63	\$3.710	\$42,765.17
HYD	HYDRIX FPO	5,555	\$0.18	\$0.074	\$411.07
IFM	INFOMEDIA FPO	1,045	\$1.40	\$1.670	\$1,745.15
IGO	IGOLIMITED FPO	538	\$9.32	\$9.940	\$5,347.72
JIN	JUMBO INT FPO	684	\$15.18	\$14.220	\$9,726.48
LVT	LIVETILES FPO	11,446	\$0.27	\$0.042	\$480.73
MFG	MAG FINC FPO	147	\$47.65	\$12.920	\$1,899.24
MICH	MIF CH TMF UNITS	377	\$2.70	\$3.010	\$1,134.77
NAB	NAT. BANK FPO	8	\$29.69	\$27.390	\$219.12
NDQ	BETANASDAQ ETF UNITS	113	\$17.97	\$26.710	\$3,018.23
NEA	NEARMAP FPO	386	\$2.63	\$1.030	\$397.58
ONE	ONEVIEW CDI 1:1	1,900	\$1.06	\$0.115	\$218.50
RFG	RTL FOOD FPO	3,231	\$4.65	\$0.039	\$126.01
RUL	RPMGLOBAL FPO	333	\$1.21	\$1.650	\$549.45
RWC	RWC CORP FPO	1,944	\$4.65	\$4.040	\$7,853.76
SBM	ST.BARBARA FPO	1	\$3.14	\$0.750	\$0.75
SEK	SEEK FPO	51	\$29.32	\$21.000	\$1,071.00
SGR	STAR ENT FPO	1,420	\$3.53	\$2.790	\$3,961.80
SHL	SONIC HLTH FPO	40	\$18.51	\$33.010	\$1,320.40
SOL	SOUL W.H. FPO	597	\$31.57	\$23.540	\$14,053.38
STO	SANTOS FPO	582	\$12.84	\$7.420	\$4,318.44
SUL	SUPARETAIL FPO	118	\$5.67	\$8.490	\$1,001.82
TLS	TELSTRA FPO	3,002	\$4.89	\$3.850	\$11,557.70
TPG	TPGLIMITED FPO	63	\$0.00	\$5.970	\$376.11

While every effort has been made to provide you with an accurate statement, we give no warranty of accuracy or reliability and take no responsibility for any errors or omissions including negligence by any officers, employees or agents. We encourage you to confirm the information, holdings and valuations contained herein. Information contained in the report may only relate to the period since you commenced our service.

Copyright © 2022 Third Party Platform Pty Limited. All rights reserved.

Macquarie Online Trading is a service provided by Third Party Platform Pty Ltd ("TPP") ABN 74 121 227 905 AFSL No. 314341, at the request of Macquarie Bank Limited ABN 46 008 583 542 AFSL 237502 ("MBL"). TPP is a Participant of the ASX Group. Neither TPP nor MBL are representatives of each other. Some of the fees paid to TPP for the provision of its services will be remitted to MBL. TPP and MBL do not provide personal financial advice in relation to Macquarie Online Trading. You should consider your own financial situation, particular needs and investment objectives before acting on any of the information available on this report.

Holdings valuation (continued)

01 Jul 2021 - 30 Jun 2022

TUA	TUAS LTD FPO	32	\$0.00	\$1.110	\$35.52
TYR	TYRO PAY FPO	394	\$3.31	\$0.600	\$236.40
VCX	VICINITY STAPLED	1,411	\$1.53	\$1.835	\$2,589.19
VHT	VOLPARA FPO NZ	2,049	\$1.47	\$0.420	\$860.58
VRT	VIRTUS FPO	332	\$8.17	\$7.900	\$2,622.80
WBC	WESTPAC FPO	203	\$32.28	\$19.500	\$3,958.50
WBT	WEEBITNANO FPO	213	\$0.07	\$2.380	\$506.94
WDS	WOODSIDE FPO	445	\$16.79	\$31.840	\$14,168.80
WOR	WORLEY FPO	125	\$15.99	\$14.240	\$1,780.00
WTC	WISETECH FPO	18	\$23.21	\$37.850	\$681.30
Sub total					\$455,255.21

Company Options

ASX code	Description	Quantity	Cost Price	Price	Value
BUYO	BOUNTY OIL OPT NOV25	68,181	\$0.00	\$0.004	\$272.72
MFGO	MAG FINC OPT APR27	19	\$0.00	\$0.735	\$13.97
Sub total					\$286.69

While every effort has been made to provide you with an accurate statement, we give no warranty of accuracy or reliability and take no responsibility for any errors or omissions including negligence by any officers, employees or agents. We encourage you to confirm the information, holdings and valuations contained herein. Information contained in the report may only relate to the period since you commenced our service.

Copyright © 2022 Third Party Platform Pty Limited. All rights reserved.

Macquarie Online Trading is a service provided by Third Party Platform Pty Ltd ("TPP") ABN 74 121 227 905 AFSL No. 314341, at the request of Macquarie Bank Limited ABN 46 008 583 542 AFSL 237502 ("MBL"). TPP is a Participant of the ASX Group. Neither TPP nor MBL are representatives of each other. Some of the fees paid to TPP for the provision of its services will be remitted to MBL. TPP and MBL do not provide personal financial advice in relation to Macquarie Online Trading. You should consider your own financial situation, particular needs and investment objectives before acting on any of the information available on this report.

Holdings valuation (continued)

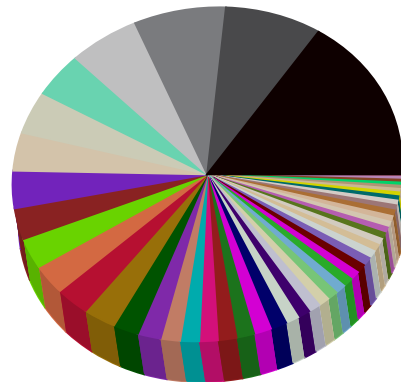
01 Jul 2021 - 30 Jun 2022

Holdings valuation at 1 Jul 2021

\$274,732.96

Holdings composition 1 Jul 2021

AX1 16.01%	WPL 1.50%	LVT 0.60%
HVN 8.01%	STO 1.50%	IFM 0.58%
NAB 7.43%	BPH 1.45%	ANZ 0.56%
BTH 5.67%	MHJ 1.40%	SHL 0.56%
TLS 4.11%	NDQ 1.32%	SUL 0.55%
BUY 3.97%	WEB 1.07%	WOR 0.54%
BKL 3.61%	AMC 1.02%	CGF 0.50%
APX 3.56%	KGN 0.97%	AUZ 0.44%
CSL 3.01%	AZJ 0.89%	MICH 0.40%
ALX 2.96%	VHT 0.87%	HYD 0.37%
DTC 2.91%	BHP 0.85%	ONE 0.33%
FMG 2.88%	DDR 0.85%	BUB 0.31%
GEM 2.73%	VRT 0.80%	BKW 0.28%
FPH 2.12%	VCX 0.79%	FLT 0.27%
WBC 1.91%	MFG 0.78%	NEA 0.26%
SOL 1.60%	ART 0.74%	AVN 0.24%
RWC 1.55%	AMA 0.66%	



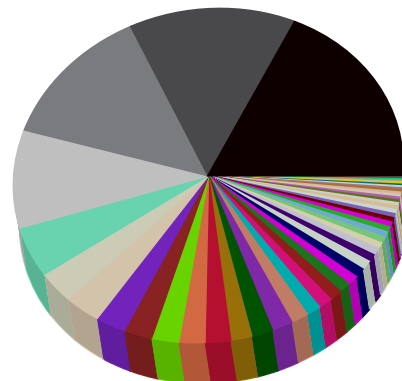
Please note that only the largest 50 holdings are displayed

Holdings valuation at 30 Jun 2022

\$455,541.90

Holdings composition 30 Jun 2022

EML 18.46%	FMG 1.12%	SHL 0.29%
AX1 13.67%	BUY 1.05%	ANZ 0.27%
BHP 13.00%	STO 0.95%	BUB 0.26%
HVN 9.39%	APX 0.89%	MICH 0.25%
ASIA 4.94%	SGR 0.87%	SEK 0.24%
WDS 3.11%	WBC 0.87%	SUL 0.22%
SOL 3.08%	DRR 0.70%	FLT 0.19%
TLS 2.54%	NDQ 0.66%	VHT 0.19%
BTH 2.37%	VRT 0.58%	WTC 0.15%
ALX 2.26%	VCX 0.57%	BPH 0.14%
JIN 2.14%	AZJ 0.55%	HDN 0.13%
BKL 2.09%	DDR 0.51%	BKW 0.13%
GEM 1.73%	A2M 0.48%	RUL 0.12%
RWC 1.72%	MFG 0.42%	AMA 0.12%
CSL 1.71%	WOR 0.39%	WBT 0.11%
DTC 1.42%	IFM 0.38%	LVT 0.11%
IGO 1.17%	CGF 0.38%	



Please note that only the largest 50 holdings are displayed

While every effort has been made to provide you with an accurate statement, we give no warranty of accuracy or reliability and take no responsibility for any errors or omissions including negligence by any officers, employees or agents. We encourage you to confirm the information, holdings and valuations contained herein. Information contained in the report may only relate to the period since you commenced our service.

Copyright © 2022 Third Party Platform Pty Limited. All rights reserved.

Macquarie Online Trading is a service provided by Third Party Platform Pty Ltd ("TPP") ABN 74 121 227 905 AFSL No. 314341, at the request of Macquarie Bank Limited ABN 46 008 583 542 AFSL 237502 ("MBL"). TPP is a Participant of the ASX Group. Neither TPP nor MBL are representatives of each other. Some of the fees paid to TPP for the provision of its services will be remitted to MBL. TPP and MBL do not provide personal financial advice in relation to Macquarie Online Trading. You should consider your own financial situation, particular needs and investment objectives before acting on any of the information available on this report.

Transaction summary

01 Jul 2021 - 30 Jun 2022

Equities

A2M THE A2 MILK COMPANY ORDINARY

Date	Type	Action	Quantity	Unit price	Trade value	Brokerage	Other fees	GST	Total value
04/10/2017	Buy	B3289570	797	\$6.2700	\$4,997.19	\$18.14	\$0.00	\$1.81	\$5,017.14
30/03/2020	Sell	S5043381	(760)	\$16.5000	(\$12,540.00)	\$18.14	\$0.00	\$1.81	(\$12,520.05)
16/08/2021	Buy	B21221175	458	\$6.5500	\$2,999.90	\$18.14	\$0.00	\$1.81	\$3,019.85
Sub total			495						

AMC AMCOR PLC CDI1:1FOREXEMPT NYSE

Date	Type	Action	Quantity	Unit price	Trade value	Brokerage	Other fees	GST	Total value
23/01/2020	Buy	B4810789	185	\$15.6500	\$2,895.25	\$18.14	\$0.00	\$1.81	\$2,915.20
24/09/2021	Sell	S21366741	(170)	\$16.1900	(\$2,752.30)	\$18.14	\$0.00	\$1.81	(\$2,732.35)
Sub total			15						

ASIA BETA ASIATECH TIGERS ETF UNITS

Date	Type	Action	Quantity	Unit price	Trade value	Brokerage	Other fees	GST	Total value
11/08/2021	Buy	B21203882	3,000	\$10.4000	\$31,200.00	\$34.04	\$0.00	\$3.40	\$31,237.44
Sub total			3,000						

AVN AVENTUS GROUP FPO/UNITS STAPLED

Date	Type	Action	Quantity	Unit price	Trade value	Brokerage	Other fees	GST	Total value
04/10/2017	Buy	B3289559	877	\$2.2800	\$1,999.56	\$18.14	\$0.00	\$1.81	\$2,019.51
26/03/2021	Sell	S20795270	(666)	\$3.0000	(\$1,998.00)	\$18.14	\$0.00	\$1.81	(\$1,978.05)
04/03/2022	Out	Transfer	(211)	\$0.0000	(\$0.00)	\$0.00	\$0.00	\$0.00	(\$0.00)

While every effort has been made to provide you with an accurate statement, we give no warranty of accuracy or reliability and take no responsibility for any errors or omissions including negligence by any officers, employees or agents. We encourage you to confirm the information, holdings and valuations contained herein. Information contained in the report may only relate to the period since you commenced our service.

Copyright © 2022 Third Party Platform Pty Limited. All rights reserved.

Macquarie Online Trading is a service provided by Third Party Platform Pty Ltd ("TPP") ABN 74 121 227 905 AFSL No. 314341, at the request of Macquarie Bank Limited ABN 46 008 583 542 AFSL 237502 ("MBL"). TPP is a Participant of the ASX Group. Neither TPP nor MBL are representatives of each other. Some of the fees paid to TPP for the provision of its services will be remitted to MBL. TPP and MBL do not provide personal financial advice in relation to Macquarie Online Trading. You should consider your own financial situation, particular needs and investment objectives before acting on any of the information available on this report.

Transaction summary (continued)

01 Jul 2021 - 30 Jun 2022

Sub total 0

AX1 ACCENT GROUP LTD ORDINARY

Date	Type	Action	Quantity	Unit price	Trade value	Brokerage	Other fees	GST	Total value
03/03/2020	Buy	B4917459	2,079	\$1.6350	\$3,399.16	\$18.14	\$0.00	\$1.81	\$3,419.11
11/03/2020	Buy	B4949099	1,176	\$1.2750	\$1,499.40	\$18.14	\$0.00	\$1.81	\$1,519.35
23/04/2020	Buy	B5128975	3,208	\$0.9350	\$2,999.48	\$18.14	\$0.00	\$1.81	\$3,019.43
09/07/2020	Buy	B5396434	3,759	\$1.3300	\$4,999.47	\$18.14	\$0.00	\$1.81	\$5,019.42
20/04/2021	Sell	S20860764	(13,783)	\$2.5400	(\$35,008.82)	\$38.19	\$0.00	\$3.82	(\$34,966.81)
16/08/2021	Buy	B21221223	20,491	\$2.4400	\$49,998.04	\$54.55	\$0.00	\$5.46	\$50,058.05
18/08/2021	Buy	B21229890	7,792	\$2.3000	\$17,921.60	\$19.55	\$0.00	\$1.96	\$17,943.11
13/09/2021	Buy	B21321504	18,957	\$2.1100	\$39,999.27	\$43.64	\$0.00	\$4.36	\$40,047.27
08/10/2021	Sell	S21416766	(23,456)	\$2.4300	(\$56,998.08)	\$62.18	\$0.00	\$6.22	(\$56,929.68)
10/12/2021	Buy	B21633517	10,683	\$2.3400	\$24,998.22	\$27.27	\$0.00	\$2.73	\$25,028.22
Sub total			30,906						

BHP BHP GROUP LIMITED ORDINARY

Date	Type	Action	Quantity	Unit price	Trade value	Brokerage	Other fees	GST	Total value
24/10/2014	Buy	B1763933	265	\$33.8000	\$8,957.00	\$18.14	\$0.00	\$1.81	\$8,976.95
18/11/2015	Buy	B2203785	126	\$19.7800	\$2,492.28	\$18.14	\$0.00	\$1.81	\$2,512.23
01/08/2017	Sell	S3185846	(391)	\$26.1000	(\$10,205.10)	\$18.14	\$0.00	\$1.81	(\$10,185.15)
23/01/2020	Buy	B4810783	48	\$41.1500	\$1,975.20	\$18.14	\$0.00	\$1.81	\$1,995.15
26/08/2021	Buy	B21266775	666	\$44.9900	\$29,963.34	\$32.69	\$0.00	\$3.27	\$29,999.30

While every effort has been made to provide you with an accurate statement, we give no warranty of accuracy or reliability and take no responsibility for any errors or omissions including negligence by any officers, employees or agents. We encourage you to confirm the information, holdings and valuations contained herein. Information contained in the report may only relate to the period since you commenced our service.

Copyright © 2022 Third Party Platform Pty Limited. All rights reserved.

Macquarie Online Trading is a service provided by Third Party Platform Pty Ltd ("TPP") ABN 74 121 227 905 AFSL No. 314341, at the request of Macquarie Bank Limited ABN 46 008 583 542 AFSL 237502 ("MBL"). TPP is a Participant of the ASX Group. Neither TPP nor MBL are representatives of each other. Some of the fees paid to TPP for the provision of its services will be remitted to MBL. TPP and MBL do not provide personal financial advice in relation to Macquarie Online Trading. You should consider your own financial situation, particular needs and investment objectives before acting on any of the information available on this report.

Transaction summary (continued)

01 Jul 2021 - 30 Jun 2022

06/09/2021	Buy	B21297455	592	\$42.2000	\$24,982.40	\$27.26	\$0.00	\$2.73	\$25,012.39
27/09/2021	Buy	B21372236	130	\$38.2000	\$4,966.00	\$18.14	\$0.00	\$1.81	\$4,985.95
Sub total			1,436						

BTH BIGTINCAN HLDGS LTD ORDINARY

Date	Type	Action	Quantity	Unit price	Trade value	Brokerage	Other fees	GST	Total value
22/05/2019	Buy	B4312835	3,539	\$0.5650	\$1,999.53	\$18.14	\$0.00	\$1.81	\$2,019.48
04/07/2019	Buy	B4407423	10,204	\$0.4900	\$4,999.96	\$18.14	\$0.00	\$1.81	\$5,019.91
10/06/2020	Sell	S5294268	(7,000)	\$1.0000	(\$7,000.00)	\$18.14	\$0.00	\$1.81	(\$6,980.05)
19/06/2020	Buy	B5333266	5,000	\$0.8050	\$4,025.00	\$18.14	\$0.00	\$1.81	\$4,044.95
28/07/2020	Sell	S20024140	(4,000)	\$1.0100	(\$4,040.00)	\$18.14	\$0.00	\$1.81	(\$4,020.05)
08/09/2020	Sell	S20164989	(7,700)	\$1.2000	(\$9,240.00)	\$18.14	\$0.00	\$1.81	(\$9,220.05)
14/10/2020	Buy	B20271645	7,812	\$1.2800	\$9,999.36	\$18.14	\$0.00	\$1.81	\$10,019.31
28/10/2020	Buy	B20317589	1,666	\$1.3200	\$2,199.12	\$18.14	\$0.00	\$1.81	\$2,219.07
25/11/2020	Buy	B20406321	4,197	\$1.2200	\$5,120.34	\$18.14	\$0.00	\$1.81	\$5,140.29
26/08/2021	Sell	S21264344	(13,718)	\$1.5000	(\$20,577.00)	\$22.45	\$0.00	\$2.25	(\$20,552.30)
01/11/2021	Buy	B21489866	21,551	\$1.1600	\$24,999.16	\$27.27	\$0.00	\$2.73	\$25,029.16
Sub total			21,551						

CWN CROWN RESORTS LTD ORDINARY

Date	Type	Action	Quantity	Unit price	Trade value	Brokerage	Other fees	GST	Total value
10/08/2021	Buy	B21201447	1,138	\$8.7800	\$9,991.64	\$18.14	\$0.00	\$1.81	\$10,011.59
19/11/2021	Sell	S21563304	(1,138)	\$11.2500	(\$12,802.50)	\$18.14	\$0.00	\$1.81	(\$12,782.55)

While every effort has been made to provide you with an accurate statement, we give no warranty of accuracy or reliability and take no responsibility for any errors or omissions including negligence by any officers, employees or agents. We encourage you to confirm the information, holdings and valuations contained herein. Information contained in the report may only relate to the period since you commenced our service.

Copyright © 2022 Third Party Platform Pty Limited. All rights reserved.

Macquarie Online Trading is a service provided by Third Party Platform Pty Ltd ("TPP") ABN 74 121 227 905 AFSL No. 314341, at the request of Macquarie Bank Limited ABN 46 008 583 542 AFSL 237502 ("MBL"). TPP is a Participant of the ASX Group. Neither TPP nor MBL are representatives of each other. Some of the fees paid to TPP for the provision of its services will be remitted to MBL. TPP and MBL do not provide personal financial advice in relation to Macquarie Online Trading. You should consider your own financial situation, particular needs and investment objectives before acting on any of the information available on this report.

Transaction summary (continued)

01 Jul 2021 - 30 Jun 2022

Sub total 0

DRR

DETERRA ORDINARY

Date	Type	Action	Quantity	Unit price	Trade value	Brokerage	Other fees	GST	Total value
03/09/2021	Buy	B21293626	5,952	\$4.2000	\$24,998.40	\$27.27	\$0.00	\$2.73	\$25,028.40
01/04/2022	Sell	S22003089	(5,197)	\$4.8100	(\$24,997.57)	\$27.27	\$0.00	\$2.73	(\$24,967.57)
Sub total			755						

DTC

DAMSTRA HOLDINGS ORDINARY

Date	Type	Action	Quantity	Unit price	Trade value	Brokerage	Other fees	GST	Total value
30/06/2021	Buy	B21072740	9,638	\$0.8300	\$7,999.54	\$18.14	\$0.00	\$1.81	\$8,019.49
27/08/2021	Sell	S21270169	(7,843)	\$1.0200	(\$7,999.86)	\$18.14	\$0.00	\$1.81	(\$7,979.91)
09/09/2021	Buy	B21315913	5,755	\$0.8800	\$5,064.40	\$18.14	\$0.00	\$1.81	\$5,084.35
10/09/2021	Buy	B21320679	17,586	\$0.8800	\$15,475.68	\$4.27	\$0.00	\$0.43	\$15,480.38
13/09/2021	Buy	B21321565	33,477	\$0.8800	\$29,459.76	\$32.15	\$0.00	\$3.21	\$29,495.12
Sub total			58,613						

EML

EML PAYMENTS LTD ORDINARY

Date	Type	Action	Quantity	Unit price	Trade value	Brokerage	Other fees	GST	Total value
09/08/2021	Buy	B21195547	1,621	\$3.7000	\$5,997.70	\$18.14	\$0.00	\$1.81	\$6,017.65
26/08/2021	Sell	S21264563	(1,455)	\$4.1500	(\$6,038.25)	\$18.14	\$0.00	\$1.81	(\$6,018.30)
09/09/2021	Buy	B21311017	62,155	\$3.9900	\$247,998.45	\$270.57	\$0.00	\$27.06	\$248,296.08
08/10/2021	Buy	B21415413	6,060	\$3.2412	\$19,641.84	\$21.43	\$0.00	\$2.14	\$19,665.41
Sub total			68,381						

While every effort has been made to provide you with an accurate statement, we give no warranty of accuracy or reliability and take no responsibility for any errors or omissions including negligence by any officers, employees or agents. We encourage you to confirm the information, holdings and valuations contained herein. Information contained in the report may only relate to the period since you commenced our service.

Copyright © 2022 Third Party Platform Pty Limited. All rights reserved.

Macquarie Online Trading is a service provided by Third Party Platform Pty Ltd ("TPP") ABN 74 121 227 905 AFSL No. 314341, at the request of Macquarie Bank Limited ABN 46 008 583 542 AFSL 237502 ("MBL"). TPP is a Participant of the ASX Group. Neither TPP nor MBL are representatives of each other. Some of the fees paid to TPP for the provision of its services will be remitted to MBL. TPP and MBL do not provide personal financial advice in relation to Macquarie Online Trading. You should consider your own financial situation, particular needs and investment objectives before acting on any of the information available on this report.

Transaction summary (continued)

01 Jul 2021 - 30 Jun 2022

FMG		FORTESCUE METALS GRP ORDINARY							
Date	Type	Action	Quantity	Unit price	Trade value	Brokerage	Other fees	GST	Total value
17/02/2020	Buy	B4863719	455	\$10.9800	\$4,995.90	\$18.14	\$0.00	\$1.81	\$5,015.85
02/07/2020	Buy	B5372806	366	\$13.6500	\$4,995.90	\$18.14	\$0.00	\$1.81	\$5,015.85
07/12/2020	Sell	S20441678	(482)	\$21.0000	(\$10,122.00)	\$18.14	\$0.00	\$1.81	(\$10,102.05)
06/08/2021	Buy	B21189515	859	\$22.7000	\$19,499.30	\$21.27	\$0.00	\$2.13	\$19,522.70
22/10/2021	Buy	B21460875	209	\$14.2000	\$2,967.80	\$18.14	\$0.00	\$1.81	\$2,987.75
01/04/2022	Sell	S22004205	(1,115)	\$21.0700	(\$23,493.05)	\$25.63	\$0.00	\$2.56	(\$23,464.86)
Sub total			292						

FPH		FISHER & PAYKEL H. ORD FOR. EXEMPT NZX							
Date	Type	Action	Quantity	Unit price	Trade value	Brokerage	Other fees	GST	Total value
29/06/2021	Buy	B21067614	201	\$29.7100	\$5,971.71	\$18.14	\$0.00	\$1.81	\$5,991.66
23/09/2021	Sell	S21364645	(200)	\$32.2000	(\$6,440.00)	\$18.14	\$0.00	\$1.81	(\$6,420.05)
Sub total			1						

HDN		HOMECO DAILY NEEDS ORDINARY UNITS							
Date	Type	Action	Quantity	Unit price	Trade value	Brokerage	Other fees	GST	Total value
04/03/2022	In	Transfer	464	\$0.0000	\$0.00	\$0.00	\$0.00	\$0.00	\$0.00
Sub total			464						

HVN		HARVEY NORMAN ORDINARY							
Date	Type	Action	Quantity	Unit price	Trade value	Brokerage	Other fees	GST	Total value
24/04/2020	Buy	B5131881	1,960	\$2.5500	\$4,998.00	\$18.14	\$0.00	\$1.81	\$5,017.95

While every effort has been made to provide you with an accurate statement, we give no warranty of accuracy or reliability and take no responsibility for any errors or omissions including negligence by any officers, employees or agents. We encourage you to confirm the information, holdings and valuations contained herein. Information contained in the report may only relate to the period since you commenced our service.

Copyright © 2022 Third Party Platform Pty Limited. All rights reserved.

Macquarie Online Trading is a service provided by Third Party Platform Pty Ltd ("TPP") ABN 74 121 227 905 AFSL No. 314341, at the request of Macquarie Bank Limited ABN 46 008 583 542 AFSL 237502 ("MBL"). TPP is a Participant of the ASX Group. Neither TPP nor MBL are representatives of each other. Some of the fees paid to TPP for the provision of its services will be remitted to MBL. TPP and MBL do not provide personal financial advice in relation to Macquarie Online Trading. You should consider your own financial situation, particular needs and investment objectives before acting on any of the information available on this report.

Transaction summary (continued)

01 Jul 2021 - 30 Jun 2022

13/08/2020	Buy	B20077113	2,054	\$4.0400	\$8,298.16	\$18.14	\$0.00	\$1.81	\$8,318.11
26/08/2021	Buy	B21265134	1,766	\$5.6600	\$9,995.56	\$18.14	\$0.00	\$1.81	\$10,015.51
03/09/2021	Buy	B21294113	5,747	\$5.2200	\$29,999.34	\$32.73	\$0.00	\$3.27	\$30,035.34
Sub total			11,527						

IGO IGO LIMITED ORDINARY

Date	Type	Action	Quantity	Unit price	Trade value	Brokerage	Other fees	GST	Total value
23/09/2021	Buy	B21366002	538	\$9.2800	\$4,992.64	\$18.14	\$0.00	\$1.81	\$5,012.59
Sub total			538						

JHC JAPARA HEALTHCARE LT ORDINARY

Date	Type	Action	Quantity	Unit price	Trade value	Brokerage	Other fees	GST	Total value
12/10/2017	Buy	B3302886	1,104	\$1.8100	\$1,998.24	\$18.14	\$0.00	\$1.81	\$2,018.19
13/08/2020	Sell	S20076643	(1,000)	\$0.4900	(\$490.00)	\$18.14	\$0.00	\$1.81	(\$470.05)
05/11/2021	Out	Transfer	(104)	\$0.0000	(\$0.00)	\$0.00	\$0.00	\$0.00	(\$0.00)
Sub total			0						

JIN JUMBO INTERACTIVE ORDINARY

Date	Type	Action	Quantity	Unit price	Trade value	Brokerage	Other fees	GST	Total value
18/08/2020	Buy	B20092027	168	\$11.8800	\$1,995.84	\$18.14	\$0.00	\$1.81	\$2,015.79
08/01/2021	Sell	S20522527	(137)	\$14.8500	(\$2,034.45)	\$18.14	\$0.00	\$1.81	(\$2,014.50)
01/09/2021	Buy	B21283748	653	\$15.3000	\$9,990.90	\$18.14	\$0.00	\$1.81	\$10,010.85
Sub total			684						

While every effort has been made to provide you with an accurate statement, we give no warranty of accuracy or reliability and take no responsibility for any errors or omissions including negligence by any officers, employees or agents. We encourage you to confirm the information, holdings and valuations contained herein. Information contained in the report may only relate to the period since you commenced our service.

Copyright © 2022 Third Party Platform Pty Limited. All rights reserved.

Macquarie Online Trading is a service provided by Third Party Platform Pty Ltd ("TPP") ABN 74 121 227 905 AFSL No. 314341, at the request of Macquarie Bank Limited ABN 46 008 583 542 AFSL 237502 ("MBL"). TPP is a Participant of the ASX Group. Neither TPP nor MBL are representatives of each other. Some of the fees paid to TPP for the provision of its services will be remitted to MBL. TPP and MBL do not provide personal financial advice in relation to Macquarie Online Trading. You should consider your own financial situation, particular needs and investment objectives before acting on any of the information available on this report.

Transaction summary (continued)

01 Jul 2021 - 30 Jun 2022

KGN KOGAN.COM LTD ORDINARY

Date	Type	Action	Quantity	Unit price	Trade value	Brokerage	Other fees	GST	Total value
29/04/2021	Buy	B20890414	231	\$10.8200	\$2,499.42	\$18.14	\$0.00	\$1.81	\$2,519.37
23/08/2021	Sell	S21247800	(231)	\$13.2300	(\$3,056.13)	\$18.14	\$0.00	\$1.81	(\$3,036.18)
Sub total			0						

MFG MAGELLAN FIN GRP LTD ORDINARY

Date	Type	Action	Quantity	Unit price	Trade value	Brokerage	Other fees	GST	Total value
03/05/2019	Buy	B4276831	66	\$45.0400	\$2,972.64	\$18.14	\$0.00	\$1.81	\$2,992.59
20/01/2020	Sell	S4802553	(47)	\$63.7100	(\$2,994.37)	\$18.14	\$0.00	\$1.81	(\$2,974.42)
14/04/2020	Buy	B5091753	102	\$48.6500	\$4,962.30	\$18.14	\$0.00	\$1.81	\$4,982.25
03/06/2020	Sell	S5267846	(90)	\$60.0000	(\$5,400.00)	\$18.14	\$0.00	\$1.81	(\$5,380.05)
08/01/2021	Buy	B20522782	177	\$50.8201	\$8,995.15	\$18.14	\$0.00	\$1.81	\$9,015.10
29/06/2021	Sell	S21070983	(168)	\$53.6000	(\$9,004.80)	\$18.14	\$0.00	\$1.81	(\$8,984.85)
17/08/2021	Buy	B21229156	107	\$46.3900	\$4,963.73	\$18.14	\$0.00	\$1.81	\$4,983.68
Sub total			147						

MHJ MICHAEL HILL INT ORDINARY

Date	Type	Action	Quantity	Unit price	Trade value	Brokerage	Other fees	GST	Total value
13/08/2020	Buy	B20080339	1,299	\$0.3150	\$409.18	\$18.14	\$0.00	\$1.81	\$429.13
14/08/2020	Buy	B20081471	7,701	\$0.3150	\$2,425.81	\$0.00	\$0.00	\$0.00	\$2,425.81
04/01/2021	Sell	S20508540	(4,637)	\$0.6900	(\$3,199.53)	\$18.14	\$0.00	\$1.81	(\$3,179.58)
13/10/2021	Sell	S21431592	(4,363)	\$0.9400	(\$4,101.22)	\$18.14	\$0.00	\$1.81	(\$4,081.27)

While every effort has been made to provide you with an accurate statement, we give no warranty of accuracy or reliability and take no responsibility for any errors or omissions including negligence by any officers, employees or agents. We encourage you to confirm the information, holdings and valuations contained herein. Information contained in the report may only relate to the period since you commenced our service.

Copyright © 2022 Third Party Platform Pty Limited. All rights reserved.

Macquarie Online Trading is a service provided by Third Party Platform Pty Ltd ("TPP") ABN 74 121 227 905 AFSL No. 314341, at the request of Macquarie Bank Limited ABN 46 008 583 542 AFSL 237502 ("MBL"). TPP is a Participant of the ASX Group. Neither TPP nor MBL are representatives of each other. Some of the fees paid to TPP for the provision of its services will be remitted to MBL. TPP and MBL do not provide personal financial advice in relation to Macquarie Online Trading. You should consider your own financial situation, particular needs and investment objectives before acting on any of the information available on this report.

Transaction summary (continued)

01 Jul 2021 - 30 Jun 2022

Sub total 0

NAB NATIONAL AUST. BANK ORDINARY

Date	Type	Action	Quantity	Unit price	Trade value	Brokerage	Other fees	GST	Total value
24/10/2014	Buy	B1763949	146	\$34.3600	\$5,016.56	\$18.14	\$0.00	\$1.81	\$5,036.51
25/08/2015	Buy	B2091705	325	\$30.8800	\$10,036.00	\$18.14	\$0.00	\$1.81	\$10,055.95
19/01/2016	Buy	B2287068	110	\$27.1300	\$2,984.30	\$18.14	\$0.00	\$1.81	\$3,004.25
14/04/2016	Buy	B2414298	38	\$26.4100	\$1,003.58	\$18.14	\$0.00	\$1.81	\$1,023.53
05/04/2019	Buy	B4232116	160	\$24.9100	\$3,985.60	\$18.14	\$0.00	\$1.81	\$4,005.55
01/04/2022	Sell	S22005178	(771)	\$32.4000	(\$24,980.40)	\$27.25	\$0.00	\$2.73	(\$24,950.42)

Sub total 8

RWC RELIANCE WORLDWIDE ORDINARY

Date	Type	Action	Quantity	Unit price	Trade value	Brokerage	Other fees	GST	Total value
08/07/2019	Buy	B4412514	810	\$3.7000	\$2,997.00	\$18.14	\$0.00	\$1.81	\$3,016.95
23/09/2021	Buy	B21365060	1,134	\$5.2900	\$5,998.86	\$18.14	\$0.00	\$1.81	\$6,018.81

Sub total 1,944

SEK SEEK LIMITED ORDINARY

Date	Type	Action	Quantity	Unit price	Trade value	Brokerage	Other fees	GST	Total value
11/08/2021	Buy	B21204600	409	\$29.2700	\$11,971.43	\$18.14	\$0.00	\$1.81	\$11,991.38
07/09/2021	Sell	S21302723	(358)	\$33.4300	(\$11,967.94)	\$18.14	\$0.00	\$1.81	(\$11,947.99)

Sub total 51

While every effort has been made to provide you with an accurate statement, we give no warranty of accuracy or reliability and take no responsibility for any errors or omissions including negligence by any officers, employees or agents. We encourage you to confirm the information, holdings and valuations contained herein. Information contained in the report may only relate to the period since you commenced our service.

Copyright © 2022 Third Party Platform Pty Limited. All rights reserved.

Macquarie Online Trading is a service provided by Third Party Platform Pty Ltd ("TPP") ABN 74 121 227 905 AFSL No. 314341, at the request of Macquarie Bank Limited ABN 46 008 583 542 AFSL 237502 ("MBL"). TPP is a Participant of the ASX Group. Neither TPP nor MBL are representatives of each other. Some of the fees paid to TPP for the provision of its services will be remitted to MBL. TPP and MBL do not provide personal financial advice in relation to Macquarie Online Trading. You should consider your own financial situation, particular needs and investment objectives before acting on any of the information available on this report.

Transaction summary (continued)

01 Jul 2021 - 30 Jun 2022

SGR THE STAR ENT GRP ORDINARY

Date	Type	Action	Quantity	Unit price	Trade value	Brokerage	Other fees	GST	Total value
21/10/2021	Buy	B21456685	1,420	\$3.5200	\$4,998.40	\$18.14	\$0.00	\$1.81	\$5,018.35
Sub total			1,420						

SOL SOUL PATTINSON (W.H) ORDINARY

Date	Type	Action	Quantity	Unit price	Trade value	Brokerage	Other fees	GST	Total value
13/06/2019	Buy	B4357986	132	\$22.6600	\$2,991.12	\$18.14	\$0.00	\$1.81	\$3,011.07
03/07/2019	Buy	B4403442	226	\$22.1200	\$4,999.12	\$18.14	\$0.00	\$1.81	\$5,019.07
10/02/2020	Buy	B4848089	144	\$20.7400	\$2,986.56	\$18.14	\$0.00	\$1.81	\$3,006.51
09/12/2020	Sell	S20452304	(372)	\$29.6000	(\$11,011.20)	\$18.14	\$0.00	\$1.81	(\$10,991.25)
15/10/2021	Buy	B21437777	467	\$34.1900	\$15,966.73	\$18.14	\$0.00	\$1.81	\$15,986.68
Sub total			597						

TYR TYRO PAYMENTS ORDINARY

Date	Type	Action	Quantity	Unit price	Trade value	Brokerage	Other fees	GST	Total value
18/08/2021	Buy	B21233107	3,030	\$3.3000	\$9,999.00	\$18.14	\$0.00	\$1.81	\$10,018.95
06/09/2021	Sell	S21297102	(2,636)	\$3.8900	(\$10,254.04)	\$18.14	\$0.00	\$1.81	(\$10,234.09)
Sub total			394						

WDS WOODSIDE ENERGY ORDINARY

Date	Type	Action	Quantity	Unit price	Trade value	Brokerage	Other fees	GST	Total value
01/06/2022	In	Transfer	259	\$0.0000	\$0.00	\$0.00	\$0.00	\$0.00	\$0.00
Sub total			259						

While every effort has been made to provide you with an accurate statement, we give no warranty of accuracy or reliability and take no responsibility for any errors or omissions including negligence by any officers, employees or agents. We encourage you to confirm the information, holdings and valuations contained herein. Information contained in the report may only relate to the period since you commenced our service.

Copyright © 2022 Third Party Platform Pty Limited. All rights reserved.

Macquarie Online Trading is a service provided by Third Party Platform Pty Ltd ("TPP") ABN 74 121 227 905 AFSL No. 314341, at the request of Macquarie Bank Limited ABN 46 008 583 542 AFSL 237502 ("MBL"). TPP is a Participant of the ASX Group. Neither TPP nor MBL are representatives of each other. Some of the fees paid to TPP for the provision of its services will be remitted to MBL. TPP and MBL do not provide personal financial advice in relation to Macquarie Online Trading. You should consider your own financial situation, particular needs and investment objectives before acting on any of the information available on this report.

Transaction summary (continued)

01 Jul 2021 - 30 Jun 2022

WEB WEBJET LIMITED ORDINARY

Date	Type	Action	Quantity	Unit price	Trade value	Brokerage	Other fees	GST	Total value
04/02/2020	Buy	B4835666	150	\$11.9500	\$1,792.50	\$18.14	\$0.00	\$1.81	\$1,812.45
26/05/2020	Buy	B5237301	451	\$4.4300	\$1,997.93	\$18.14	\$0.00	\$1.81	\$2,017.88
22/10/2021	Sell	S21461994	(601)	\$6.5100	(\$3,912.51)	\$18.14	\$0.00	\$1.81	(\$3,892.56)
Sub total			0						

Company Options

BUYO BOUNTY OIL & GAS NL OPTION 30-NOV-25

Date	Type	Action	Quantity	Unit price	Trade value	Brokerage	Other fees	GST	Total value
03/12/2021	In	Transfer	68,181	\$0.0000	\$0.00	\$0.00	\$0.00	\$0.00	\$0.00
Sub total			68,181						

MFGO MAGELLAN FIN GRP LTD OPTION 16-APR-27

Date	Type	Action	Quantity	Unit price	Trade value	Brokerage	Other fees	GST	Total value
14/04/2022	In	Transfer	19	\$0.0000	\$0.00	\$0.00	\$0.00	\$0.00	\$0.00
Sub total			19						

Please note that the Transaction Date listed of any Off Market Transfers (Transfer) may not necessarily match the Date of Purchase listed on the Off Market transfer form.

While every effort has been made to provide you with an accurate statement, we give no warranty of accuracy or reliability and take no responsibility for any errors or omissions including negligence by any officers, employees or agents. We encourage you to confirm the information, holdings and valuations contained herein. Information contained in the report may only relate to the period since you commenced our service.

Copyright © 2022 Third Party Platform Pty Limited. All rights reserved.

Macquarie Online Trading is a service provided by Third Party Platform Pty Ltd ("TPP") ABN 74 121 227 905 AFSL No. 314341, at the request of Macquarie Bank Limited ABN 46 008 583 542 AFSL 237502 ("MBL"). TPP is a Participant of the ASX Group. Neither TPP nor MBL are representatives of each other. Some of the fees paid to TPP for the provision of its services will be remitted to MBL. TPP and MBL do not provide personal financial advice in relation to Macquarie Online Trading. You should consider your own financial situation, particular needs and investment objectives before acting on any of the information available on this report.

Brokerage & information services

01 Jul 2021 - 30 Jun 2022

August 2021	Amount	GST	Total
Brokerage and trail fees	\$365.95	\$36.57	\$402.52
Information services	\$0.00	\$0.00	\$0.00
	\$365.95	\$36.57	\$402.52

September 2021	Amount	GST	Total
Brokerage and trail fees	\$601.15	\$60.08	\$661.23
Information services	\$0.00	\$0.00	\$0.00
	\$601.15	\$60.08	\$661.23

October 2021	Amount	GST	Total
Brokerage and trail fees	\$174.31	\$17.41	\$191.72
Information services	\$0.00	\$0.00	\$0.00
	\$174.31	\$17.41	\$191.72

November 2021	Amount	GST	Total
Brokerage and trail fees	\$45.41	\$4.54	\$49.95
Information services	\$0.00	\$0.00	\$0.00
	\$45.41	\$4.54	\$49.95

While every effort has been made to provide you with an accurate statement, we give no warranty of accuracy or reliability and take no responsibility for any errors or omissions including negligence by any officers, employees or agents. We encourage you to confirm the information, holdings and valuations contained herein. Information contained in the report may only relate to the period since you commenced our service.

Copyright © 2022 Third Party Platform Pty Limited. All rights reserved.

Macquarie Online Trading is a service provided by Third Party Platform Pty Ltd ("TPP") ABN 74 121 227 905 AFSL No. 314341, at the request of Macquarie Bank Limited ABN 46 008 583 542 AFSL 237502 ("MBL"). TPP is a Participant of the ASX Group. Neither TPP nor MBL are representatives of each other. Some of the fees paid to TPP for the provision of its services will be remitted to MBL. TPP and MBL do not provide personal financial advice in relation to Macquarie Online Trading. You should consider your own financial situation, particular needs and investment objectives before acting on any of the information available on this report.

Brokerage & information services (continued)

01 Jul 2021 - 30 Jun 2022

December 2021	Amount	GST	Total
Brokerage and trail fees	\$27.27	\$2.73	\$30.00
Information services	\$0.00	\$0.00	\$0.00
	\$27.27	\$2.73	\$30.00

April 2022	Amount	GST	Total
Brokerage and trail fees	\$80.15	\$8.02	\$88.17
Information services	\$0.00	\$0.00	\$0.00
	\$80.15	\$8.02	\$88.17

Brokerage total	\$1,294.24	\$129.35	\$1,423.59
Information services total	\$0.00	\$0.00	\$0.00

While every effort has been made to provide you with an accurate statement, we give no warranty of accuracy or reliability and take no responsibility for any errors or omissions including negligence by any officers, employees or agents. We encourage you to confirm the information, holdings and valuations contained herein. Information contained in the report may only relate to the period since you commenced our service.

Copyright © 2022 Third Party Platform Pty Limited. All rights reserved.

Macquarie Online Trading is a service provided by Third Party Platform Pty Ltd ("TPP") ABN 74 121 227 905 AFSL No. 314341, at the request of Macquarie Bank Limited ABN 46 008 583 542 AFSL 237502 ("MBL"). TPP is a Participant of the ASX Group. Neither TPP nor MBL are representatives of each other. Some of the fees paid to TPP for the provision of its services will be remitted to MBL. TPP and MBL do not provide personal financial advice in relation to Macquarie Online Trading. You should consider your own financial situation, particular needs and investment objectives before acting on any of the information available on this report.

Estimated dividends & distributions

01 Jul 2021 - 30 Jun 2022

ALU ALTium LIMITED ORDINARY

Ex div. date	Payment date	Type	Div. amount	Franking %	Balance	Franking credit	Est. dividend
06/09/2021	28/09/2021	Final	\$0.21	15.00%	6	\$0.08	\$1.26
07/03/2022	22/03/2022	Interim	\$0.21	100.00%	6	\$0.54	\$1.26
Estimated sub total						\$0.62	\$2.52

ALX ATLAS ARTERIA FPOSTUSPROHEXCLQUP

Ex div. date	Payment date	Type	Div. amount	Franking %	Balance	Franking credit	Est. dividend
24/09/2021	05/10/2021	Interim	\$0.155	0.00%	1,275	\$0.00	\$197.63
22/03/2022	31/03/2022	Final	\$0.205	0.00%	1,275	\$0.00	\$261.38
Estimated sub total						\$0.00	\$459.01

AMC AMCOR PLC CDI1:1FOREXEMPT NYSE

Ex div. date	Payment date	Type	Div. amount	Franking %	Balance	Franking credit	Est. dividend
07/09/2021	28/09/2021	Final	\$0.1593	0.00%	185	\$0.00	\$29.47
23/11/2021	14/12/2021	Interim	\$0.1601	0.00%	15	\$0.00	\$2.40
22/02/2022	15/03/2022	Interim	\$0.1685	0.00%	15	\$0.00	\$2.53
24/05/2022	14/06/2022	Interim	\$0.1668	0.00%	15	\$0.00	\$2.50
Estimated sub total						\$0.00	\$36.90

While every effort has been made to provide you with an accurate statement, we give no warranty of accuracy or reliability and take no responsibility for any errors or omissions including negligence by any officers, employees or agents. We encourage you to confirm the information, holdings and valuations contained herein. Information contained in the report may only relate to the period since you commenced our service.

Copyright © 2022 Third Party Platform Pty Limited. All rights reserved.

Macquarie Online Trading is a service provided by Third Party Platform Pty Ltd ("TPP") ABN 74 121 227 905 AFSL No. 314341, at the request of Macquarie Bank Limited ABN 46 008 583 542 AFSL 237502 ("MBL"). TPP is a Participant of the ASX Group. Neither TPP nor MBL are representatives of each other. Some of the fees paid to TPP for the provision of its services will be remitted to MBL. TPP and MBL do not provide personal financial advice in relation to Macquarie Online Trading. You should consider your own financial situation, particular needs and investment objectives before acting on any of the information available on this report.

Estimated dividends & distributions (continued)

01 Jul 2021 - 30 Jun 2022

ANZ ANZ BANKING GRP LTD ORDINARY

Ex div. date	Payment date	Type	Div. amount	Franking %	Balance	Franking credit	Est. dividend
10/05/2021	01/07/2021	Interim	\$0.70	100.00%	55	\$16.50	\$38.50
08/11/2021	16/12/2021	Final	\$0.72	100.00%	55	\$16.97	\$39.60
Estimated sub total						\$33.47	\$78.10

APX APPEN LIMITED ORDINARY

Ex div. date	Payment date	Type	Div. amount	Franking %	Balance	Franking credit	Est. dividend
31/08/2021	24/09/2021	Interim	\$0.045	50.00%	720	\$6.94	\$32.40
01/03/2022	18/03/2022	Final	\$0.055	50.00%	720	\$8.49	\$39.60
Estimated sub total						\$15.43	\$72.00

AVN AVENTUS GROUP FPO/UNITS STAPLED

Ex div. date	Payment date	Type	Div. amount	Franking %	Balance	Franking credit	Est. dividend
29/06/2021	26/08/2021	Final	\$0.0437	0.00%	211	\$0.00	\$9.22
29/09/2021	18/11/2021	Interim	\$0.045	0.00%	211	\$0.00	\$9.50
30/12/2021	04/02/2022	Interim	\$0.05	0.00%	211	\$0.00	\$10.55
Estimated sub total						\$0.00	\$29.27

While every effort has been made to provide you with an accurate statement, we give no warranty of accuracy or reliability and take no responsibility for any errors or omissions including negligence by any officers, employees or agents. We encourage you to confirm the information, holdings and valuations contained herein. Information contained in the report may only relate to the period since you commenced our service.

Copyright © 2022 Third Party Platform Pty Limited. All rights reserved.

Macquarie Online Trading is a service provided by Third Party Platform Pty Ltd ("TPP") ABN 74 121 227 905 AFSL No. 314341, at the request of Macquarie Bank Limited ABN 46 008 583 542 AFSL 237502 ("MBL"). TPP is a Participant of the ASX Group. Neither TPP nor MBL are representatives of each other. Some of the fees paid to TPP for the provision of its services will be remitted to MBL. TPP and MBL do not provide personal financial advice in relation to Macquarie Online Trading. You should consider your own financial situation, particular needs and investment objectives before acting on any of the information available on this report.

Estimated dividends & distributions (continued)

01 Jul 2021 - 30 Jun 2022

AX1 ACCENT GROUP LTD ORDINARY

Ex div. date	Payment date	Type	Div. amount	Franking %	Balance	Franking credit	Est. dividend
08/09/2021	16/09/2021	Final	\$0.0325	100.00%	44,048	\$613.53	\$1,431.56
09/03/2022	17/03/2022	Interim	\$0.025	100.00%	50,232	\$538.20	\$1,255.80
Estimated sub total						\$1,151.73	\$2,687.36

AZJ AURIZON HOLDINGS LTD ORDINARY

Ex div. date	Payment date	Type	Div. amount	Franking %	Balance	Franking credit	Est. dividend
23/08/2021	22/09/2021	Final	\$0.144	70.00%	659	\$28.47	\$94.90
28/02/2022	30/03/2022	Interim	\$0.105	95.00%	659	\$28.17	\$69.20
Estimated sub total						\$56.64	\$164.10

BHP BHP GROUP LIMITED ORDINARY

Ex div. date	Payment date	Type	Div. amount	Franking %	Balance	Franking credit	Est. dividend
02/09/2021	21/09/2021	Final	\$2.71527	100.00%	714	\$830.87	\$1,938.70
24/02/2022	28/03/2022	Interim	\$2.080559	100.00%	1,436	\$1,280.44	\$2,987.68
Estimated sub total						\$2,111.31	\$4,926.38

While every effort has been made to provide you with an accurate statement, we give no warranty of accuracy or reliability and take no responsibility for any errors or omissions including negligence by any officers, employees or agents. We encourage you to confirm the information, holdings and valuations contained herein. Information contained in the report may only relate to the period since you commenced our service.

Copyright © 2022 Third Party Platform Pty Limited. All rights reserved.

Macquarie Online Trading is a service provided by Third Party Platform Pty Ltd ("TPP") ABN 74 121 227 905 AFSL No. 314341, at the request of Macquarie Bank Limited ABN 46 008 583 542 AFSL 237502 ("MBL"). TPP is a Participant of the ASX Group. Neither TPP nor MBL are representatives of each other. Some of the fees paid to TPP for the provision of its services will be remitted to MBL. TPP and MBL do not provide personal financial advice in relation to Macquarie Online Trading. You should consider your own financial situation, particular needs and investment objectives before acting on any of the information available on this report.

Estimated dividends & distributions (continued)

01 Jul 2021 - 30 Jun 2022

BKL BLACKMORES LIMITED ORDINARY

Ex div. date	Payment date	Type	Div. amount	Franking %	Balance	Franking credit	Est. dividend
08/09/2021	24/09/2021	Final	\$0.42	100.00%	135	\$24.30	\$56.70
22/03/2022	12/04/2022	Interim	\$0.63	100.00%	135	\$36.45	\$85.05
Estimated sub total						\$60.75	\$141.75

BKW BRICKWORKS LIMITED ORDINARY

Ex div. date	Payment date	Type	Div. amount	Franking %	Balance	Franking credit	Est. dividend
02/11/2021	24/11/2021	Final	\$0.40	100.00%	31	\$5.31	\$12.40
11/04/2022	03/05/2022	Interim	\$0.22	100.00%	31	\$2.92	\$6.82
Estimated sub total						\$8.23	\$19.22

BLD BORAL LIMITED. ORDINARY

Ex div. date	Payment date	Type	Div. amount	Franking %	Balance	Franking credit	Est. dividend
04/02/2022	14/02/2022	Interim	\$0.07	0.00%	59	\$0.00	\$4.13
Estimated sub total						\$0.00	\$4.13

CBA COMMONWEALTH BANK. ORDINARY

Ex div. date	Payment date	Type	Div. amount	Franking %	Balance	Franking credit	Est. dividend
17/08/2021	29/09/2021	Final	\$2.00	100.00%	3	\$2.57	\$6.00
16/02/2022	30/03/2022	Interim	\$1.75	100.00%	3	\$2.25	\$5.25
Estimated sub total						\$4.82	\$11.25

While every effort has been made to provide you with an accurate statement, we give no warranty of accuracy or reliability and take no responsibility for any errors or omissions including negligence by any officers, employees or agents. We encourage you to confirm the information, holdings and valuations contained herein. Information contained in the report may only relate to the period since you commenced our service.

Copyright © 2022 Third Party Platform Pty Limited. All rights reserved.

Macquarie Online Trading is a service provided by Third Party Platform Pty Ltd ("TPP") ABN 74 121 227 905 AFSL No. 314341, at the request of Macquarie Bank Limited ABN 46 008 583 542 AFSL 237502 ("MBL"). TPP is a Participant of the ASX Group. Neither TPP nor MBL are representatives of each other. Some of the fees paid to TPP for the provision of its services will be remitted to MBL. TPP and MBL do not provide personal financial advice in relation to Macquarie Online Trading. You should consider your own financial situation, particular needs and investment objectives before acting on any of the information available on this report.

Estimated dividends & distributions (continued)

01 Jul 2021 - 30 Jun 2022

CGF CHALLENGER LIMITED ORDINARY

Ex div. date	Payment date	Type	Div. amount	Franking %	Balance	Franking credit	Est. dividend
30/08/2021	22/09/2021	Final	\$0.105	100.00%	254	\$11.43	\$26.67
24/02/2022	22/03/2022	Interim	\$0.115	100.00%	254	\$12.52	\$29.21
Estimated sub total						\$23.95	\$55.88

CSL CSL LIMITED ORDINARY

Ex div. date	Payment date	Type	Div. amount	Franking %	Balance	Franking credit	Est. dividend
02/09/2021	30/09/2021	Final	\$1.589654	10.00%	29	\$1.98	\$46.10
07/03/2022	06/04/2022	Interim	\$1.422903	0.00%	29	\$0.00	\$41.26
Estimated sub total						\$1.98	\$87.36

CWY CLEANAWAY WASTE LTD ORDINARY

Ex div. date	Payment date	Type	Div. amount	Franking %	Balance	Franking credit	Est. dividend
10/09/2021	05/10/2021	Final	\$0.0235	100.00%	46	\$0.46	\$1.08
28/02/2022	06/04/2022	Interim	\$0.0245	25.00%	46	\$0.12	\$1.13
Estimated sub total						\$0.58	\$2.21

While every effort has been made to provide you with an accurate statement, we give no warranty of accuracy or reliability and take no responsibility for any errors or omissions including negligence by any officers, employees or agents. We encourage you to confirm the information, holdings and valuations contained herein. Information contained in the report may only relate to the period since you commenced our service.

Copyright © 2022 Third Party Platform Pty Limited. All rights reserved.

Macquarie Online Trading is a service provided by Third Party Platform Pty Ltd ("TPP") ABN 74 121 227 905 AFSL No. 314341, at the request of Macquarie Bank Limited ABN 46 008 583 542 AFSL 237502 ("MBL"). TPP is a Participant of the ASX Group. Neither TPP nor MBL are representatives of each other. Some of the fees paid to TPP for the provision of its services will be remitted to MBL. TPP and MBL do not provide personal financial advice in relation to Macquarie Online Trading. You should consider your own financial situation, particular needs and investment objectives before acting on any of the information available on this report.

Estimated dividends & distributions (continued)

01 Jul 2021 - 30 Jun 2022

DDR		DICKER DATA LIMITED ORDINARY					
Ex div. date	Payment date	Type	Div. amount	Franking %	Balance	Franking credit	Est. dividend
17/08/2021	01/09/2021	Interim	\$0.09	100.00%	210	\$8.10	\$18.90
12/11/2021	01/12/2021	Interim	\$0.09	100.00%	210	\$8.10	\$18.90
14/02/2022	01/03/2022	Final	\$0.15	100.00%	210	\$13.50	\$31.50
16/05/2022	01/06/2022	Interim	\$0.13	100.00%	210	\$11.70	\$27.30
Estimated sub total						\$41.40	\$96.60

DRR		DETERRA ORDINARY					
Ex div. date	Payment date	Type	Div. amount	Franking %	Balance	Franking credit	Est. dividend
11/03/2022	31/03/2022	Interim	\$0.1168	100.00%	5,952	\$297.94	\$695.19
Estimated sub total						\$297.94	\$695.19

FMG		FORTESCUE METALS GRP ORDINARY					
Ex div. date	Payment date	Type	Div. amount	Franking %	Balance	Franking credit	Est. dividend
06/09/2021	30/09/2021	Final	\$2.11	100.00%	1,198	\$1,083.33	\$2,527.78
28/02/2022	30/03/2022	Interim	\$0.86	100.00%	1,407	\$518.58	\$1,210.02
Estimated sub total						\$1,601.91	\$3,737.80

While every effort has been made to provide you with an accurate statement, we give no warranty of accuracy or reliability and take no responsibility for any errors or omissions including negligence by any officers, employees or agents. We encourage you to confirm the information, holdings and valuations contained herein. Information contained in the report may only relate to the period since you commenced our service.

Copyright © 2022 Third Party Platform Pty Limited. All rights reserved.

Macquarie Online Trading is a service provided by Third Party Platform Pty Ltd ("TPP") ABN 74 121 227 905 AFSL No. 314341, at the request of Macquarie Bank Limited ABN 46 008 583 542 AFSL 237502 ("MBL"). TPP is a Participant of the ASX Group. Neither TPP nor MBL are representatives of each other. Some of the fees paid to TPP for the provision of its services will be remitted to MBL. TPP and MBL do not provide personal financial advice in relation to Macquarie Online Trading. You should consider your own financial situation, particular needs and investment objectives before acting on any of the information available on this report.

Estimated dividends & distributions (continued)

01 Jul 2021 - 30 Jun 2022

FPH FISHER & PAYKEL H. ORD FOR. EXEMPT NZX

Ex div. date	Payment date	Type	Div. amount	Franking %	Balance	Franking credit	Est. dividend
02/12/2021	15/12/2021	Interim	\$0.178365	0.00%	1	\$0.00	\$0.18
Estimated sub total						\$0.00	\$0.18

GEM G8 EDUCATION LIMITED ORDINARY

Ex div. date	Payment date	Type	Div. amount	Franking %	Balance	Franking credit	Est. dividend
10/03/2022	01/04/2022	Final	\$0.03	100.00%	7,468	\$96.02	\$224.04
Estimated sub total						\$96.02	\$224.04

HDN HOMEKO DAILY NEEDS ORDINARY UNITS

Ex div. date	Payment date	Type	Div. amount	Franking %	Balance	Franking credit	Est. dividend
30/03/2022	20/05/2022	Interim	\$0.0208	0.00%	464	\$0.00	\$9.65
Estimated sub total						\$0.00	\$9.65

HVN HARVEY NORMAN ORDINARY

Ex div. date	Payment date	Type	Div. amount	Franking %	Balance	Franking credit	Est. dividend
15/10/2021	15/11/2021	Final	\$0.15	100.00%	11,527	\$741.02	\$1,729.05
31/03/2022	02/05/2022	Interim	\$0.20	100.00%	11,527	\$988.03	\$2,305.40
Estimated sub total						\$1,729.05	\$4,034.45

While every effort has been made to provide you with an accurate statement, we give no warranty of accuracy or reliability and take no responsibility for any errors or omissions including negligence by any officers, employees or agents. We encourage you to confirm the information, holdings and valuations contained herein. Information contained in the report may only relate to the period since you commenced our service.

Copyright © 2022 Third Party Platform Pty Limited. All rights reserved.

Macquarie Online Trading is a service provided by Third Party Platform Pty Ltd ("TPP") ABN 74 121 227 905 AFSL No. 314341, at the request of Macquarie Bank Limited ABN 46 008 583 542 AFSL 237502 ("MBL"). TPP is a Participant of the ASX Group. Neither TPP nor MBL are representatives of each other. Some of the fees paid to TPP for the provision of its services will be remitted to MBL. TPP and MBL do not provide personal financial advice in relation to Macquarie Online Trading. You should consider your own financial situation, particular needs and investment objectives before acting on any of the information available on this report.

Estimated dividends & distributions (continued)

01 Jul 2021 - 30 Jun 2022

IFM INFOMEDIA LTD ORDINARY

Ex div. date	Payment date	Type	Div. amount	Franking %	Balance	Franking credit	Est. dividend
30/08/2021	16/09/2021	Final	\$0.023	70.00%	1,045	\$7.21	\$24.04
03/03/2022	22/03/2022	Interim	\$0.026	70.00%	1,045	\$8.15	\$27.17
Estimated sub total						\$15.36	\$51.21

IGO IGO LIMITED ORDINARY

Ex div. date	Payment date	Type	Div. amount	Franking %	Balance	Franking credit	Est. dividend
03/03/2022	18/03/2022	Interim	\$0.05	100.00%	538	\$11.53	\$26.90
Estimated sub total						\$11.53	\$26.90

JIN JUMBO INTERACTIVE ORDINARY

Ex div. date	Payment date	Type	Div. amount	Franking %	Balance	Franking credit	Est. dividend
02/09/2021	24/09/2021	Final	\$0.185	100.00%	684	\$54.23	\$126.54
03/03/2022	18/03/2022	Interim	\$0.22	100.00%	684	\$64.49	\$150.48
Estimated sub total						\$118.72	\$277.02

MFG MAGELLAN FIN GRP LTD ORDINARY

Ex div. date	Payment date	Type	Div. amount	Franking %	Balance	Franking credit	Est. dividend
23/08/2021	23/09/2021	Final	\$1.141	75.00%	147	\$53.91	\$167.73
23/02/2022	08/03/2022	Interim	\$1.101	75.00%	147	\$52.02	\$161.85
Estimated sub total						\$105.93	\$329.58

While every effort has been made to provide you with an accurate statement, we give no warranty of accuracy or reliability and take no responsibility for any errors or omissions including negligence by any officers, employees or agents. We encourage you to confirm the information, holdings and valuations contained herein. Information contained in the report may only relate to the period since you commenced our service.

Copyright © 2022 Third Party Platform Pty Limited. All rights reserved.

Macquarie Online Trading is a service provided by Third Party Platform Pty Ltd ("TPP") ABN 74 121 227 905 AFSL No. 314341, at the request of Macquarie Bank Limited ABN 46 008 583 542 AFSL 237502 ("MBL"). TPP is a Participant of the ASX Group. Neither TPP nor MBL are representatives of each other. Some of the fees paid to TPP for the provision of its services will be remitted to MBL. TPP and MBL do not provide personal financial advice in relation to Macquarie Online Trading. You should consider your own financial situation, particular needs and investment objectives before acting on any of the information available on this report.

Estimated dividends & distributions (continued)

01 Jul 2021 - 30 Jun 2022

MHJ MICHAEL HILL INT ORDINARY

Ex div. date	Payment date	Type	Div. amount	Franking %	Balance	Franking credit	Est. dividend
09/09/2021	24/09/2021	Final	\$0.03	0.00%	4,363	\$0.00	\$130.89
Estimated sub total						\$0.00	\$130.89

MICH MAG. INFRA. FUND CH TMF UNITS

Ex div. date	Payment date	Type	Div. amount	Franking %	Balance	Franking credit	Est. dividend
01/07/2021	21/07/2021	Final	\$0.0595	0.00%	377	\$0.00	\$22.43
04/01/2022	19/01/2022	Interim	\$0.0586	0.00%	377	\$0.00	\$22.09
Estimated sub total						\$0.00	\$44.52

NAB NATIONAL AUST. BANK ORDINARY

Ex div. date	Payment date	Type	Div. amount	Franking %	Balance	Franking credit	Est. dividend
13/05/2021	02/07/2021	Interim	\$0.60	100.00%	779	\$200.31	\$467.40
15/11/2021	15/12/2021	Final	\$0.67	100.00%	779	\$223.68	\$521.93
Estimated sub total						\$423.99	\$989.33

NDQ BETASHARESNASDAQ100 ETF UNITS

Ex div. date	Payment date	Type	Div. amount	Franking %	Balance	Franking credit	Est. dividend
01/07/2021	16/07/2021	Final	\$1.174581	0.00%	113	\$0.00	\$132.73
Estimated sub total						\$0.00	\$132.73

While every effort has been made to provide you with an accurate statement, we give no warranty of accuracy or reliability and take no responsibility for any errors or omissions including negligence by any officers, employees or agents. We encourage you to confirm the information, holdings and valuations contained herein. Information contained in the report may only relate to the period since you commenced our service.

Copyright © 2022 Third Party Platform Pty Limited. All rights reserved.

Macquarie Online Trading is a service provided by Third Party Platform Pty Ltd ("TPP") ABN 74 121 227 905 AFSL No. 314341, at the request of Macquarie Bank Limited ABN 46 008 583 542 AFSL 237502 ("MBL"). TPP is a Participant of the ASX Group. Neither TPP nor MBL are representatives of each other. Some of the fees paid to TPP for the provision of its services will be remitted to MBL. TPP and MBL do not provide personal financial advice in relation to Macquarie Online Trading. You should consider your own financial situation, particular needs and investment objectives before acting on any of the information available on this report.

Estimated dividends & distributions (continued)

01 Jul 2021 - 30 Jun 2022

RWC RELIANCE WORLDWIDE ORDINARY

Ex div. date	Payment date	Type	Div. amount	Franking %	Balance	Franking credit	Est. dividend
09/09/2021	08/10/2021	Final	\$0.07	20.00%	810	\$4.86	\$56.70
10/03/2022	08/04/2022	Interim	\$0.06285	20.00%	1,944	\$10.47	\$122.18
Estimated sub total						\$15.33	\$178.88

SBM ST BARBARA LIMITED ORDINARY

Ex div. date	Payment date	Type	Div. amount	Franking %	Balance	Franking credit	Est. dividend
08/09/2021	30/09/2021	Final	\$0.02	100.00%	1	\$0.01	\$0.02
Estimated sub total						\$0.01	\$0.02

SEK SEEK LIMITED ORDINARY

Ex div. date	Payment date	Type	Div. amount	Franking %	Balance	Franking credit	Est. dividend
08/09/2021	05/10/2021	Final	\$0.20	100.00%	51	\$4.37	\$10.20
23/03/2022	07/04/2022	Interim	\$0.23	100.00%	51	\$5.03	\$11.73
Estimated sub total						\$9.40	\$21.93

SHL SONIC HEALTHCARE ORDINARY

Ex div. date	Payment date	Type	Div. amount	Franking %	Balance	Franking credit	Est. dividend
07/09/2021	22/09/2021	Final	\$0.55	65.00%	40	\$6.13	\$22.00
08/03/2022	23/03/2022	Interim	\$0.40	100.00%	40	\$6.86	\$16.00
Estimated sub total						\$12.99	\$38.00

While every effort has been made to provide you with an accurate statement, we give no warranty of accuracy or reliability and take no responsibility for any errors or omissions including negligence by any officers, employees or agents. We encourage you to confirm the information, holdings and valuations contained herein. Information contained in the report may only relate to the period since you commenced our service.

Copyright © 2022 Third Party Platform Pty Limited. All rights reserved.

Macquarie Online Trading is a service provided by Third Party Platform Pty Ltd ("TPP") ABN 74 121 227 905 AFSL No. 314341, at the request of Macquarie Bank Limited ABN 46 008 583 542 AFSL 237502 ("MBL"). TPP is a Participant of the ASX Group. Neither TPP nor MBL are representatives of each other. Some of the fees paid to TPP for the provision of its services will be remitted to MBL. TPP and MBL do not provide personal financial advice in relation to Macquarie Online Trading. You should consider your own financial situation, particular needs and investment objectives before acting on any of the information available on this report.

Estimated dividends & distributions (continued)

01 Jul 2021 - 30 Jun 2022

SOL SOUL PATTINSON (W.H) ORDINARY

Ex div. date	Payment date	Type	Div. amount	Franking %	Balance	Franking credit	Est. dividend
19/11/2021	14/12/2021	Final	\$0.36	100.00%	597	\$92.11	\$214.92
20/04/2022	13/05/2022	Interim	\$0.29	100.00%	597	\$74.20	\$173.13
Estimated sub total						\$166.31	\$388.05

STO SANTOS LTD ORDINARY

Ex div. date	Payment date	Type	Div. amount	Franking %	Balance	Franking credit	Est. dividend
20/08/2021	21/09/2021	Interim	\$0.076939	100.00%	582	\$19.19	\$44.78
21/02/2022	24/03/2022	Final	\$0.118086	70.00%	582	\$20.62	\$68.73
Estimated sub total						\$39.81	\$113.51

SUL SUPER RET REP LTD ORDINARY

Ex div. date	Payment date	Type	Div. amount	Franking %	Balance	Franking credit	Est. dividend
23/08/2021	07/10/2021	Final	\$0.55	100.00%	118	\$27.81	\$64.90
07/03/2022	14/04/2022	Interim	\$0.27	100.00%	118	\$13.65	\$31.86
Estimated sub total						\$41.46	\$96.76

While every effort has been made to provide you with an accurate statement, we give no warranty of accuracy or reliability and take no responsibility for any errors or omissions including negligence by any officers, employees or agents. We encourage you to confirm the information, holdings and valuations contained herein. Information contained in the report may only relate to the period since you commenced our service.

Copyright © 2022 Third Party Platform Pty Limited. All rights reserved.

Macquarie Online Trading is a service provided by Third Party Platform Pty Ltd ("TPP") ABN 74 121 227 905 AFSL No. 314341, at the request of Macquarie Bank Limited ABN 46 008 583 542 AFSL 237502 ("MBL"). TPP is a Participant of the ASX Group. Neither TPP nor MBL are representatives of each other. Some of the fees paid to TPP for the provision of its services will be remitted to MBL. TPP and MBL do not provide personal financial advice in relation to Macquarie Online Trading. You should consider your own financial situation, particular needs and investment objectives before acting on any of the information available on this report.

Estimated dividends & distributions (continued)

01 Jul 2021 - 30 Jun 2022

TLS TELSTRA CORPORATION. ORDINARY

Ex div. date	Payment date	Type	Div. amount	Franking %	Balance	Franking credit	Est. dividend
25/08/2021	23/09/2021	Final	\$0.08	100.00%	3,002	\$102.93	\$240.16
02/03/2022	01/04/2022	Interim	\$0.08	100.00%	3,002	\$102.93	\$240.16
Estimated sub total						\$205.86	\$480.32

TPG TPG TELECOM LIMITED. ORDINARY

Ex div. date	Payment date	Type	Div. amount	Franking %	Balance	Franking credit	Est. dividend
14/09/2021	13/10/2021	Interim	\$0.08	100.00%	63	\$2.16	\$5.04
15/03/2022	13/04/2022	Final	\$0.085	100.00%	63	\$2.29	\$5.36
Estimated sub total						\$4.45	\$10.40

VCX VICINITY CENTRES FPO/UNITS STAPLED

Ex div. date	Payment date	Type	Div. amount	Franking %	Balance	Franking credit	Est. dividend
29/06/2021	31/08/2021	Final	\$0.066	0.00%	1,411	\$0.00	\$93.13
21/02/2022	08/03/2022	Interim	\$0.047	0.00%	1,411	\$0.00	\$66.32
Estimated sub total						\$0.00	\$159.45

While every effort has been made to provide you with an accurate statement, we give no warranty of accuracy or reliability and take no responsibility for any errors or omissions including negligence by any officers, employees or agents. We encourage you to confirm the information, holdings and valuations contained herein. Information contained in the report may only relate to the period since you commenced our service.

Copyright © 2022 Third Party Platform Pty Limited. All rights reserved.

Macquarie Online Trading is a service provided by Third Party Platform Pty Ltd ("TPP") ABN 74 121 227 905 AFSL No. 314341, at the request of Macquarie Bank Limited ABN 46 008 583 542 AFSL 237502 ("MBL"). TPP is a Participant of the ASX Group. Neither TPP nor MBL are representatives of each other. Some of the fees paid to TPP for the provision of its services will be remitted to MBL. TPP and MBL do not provide personal financial advice in relation to Macquarie Online Trading. You should consider your own financial situation, particular needs and investment objectives before acting on any of the information available on this report.

Estimated dividends & distributions (continued)

01 Jul 2021 - 30 Jun 2022

VRT VIRTUS HEALTH LTD ORDINARY

Ex div. date	Payment date	Type	Div. amount	Franking %	Balance	Franking credit	Est. dividend
08/10/2021	29/10/2021	Final	\$0.12	100.00%	332	\$17.07	\$39.84
23/03/2022	14/04/2022	Interim	\$0.12	100.00%	332	\$17.07	\$39.84
Estimated sub total						\$34.14	\$79.68

WBC WESTPAC BANKING CORP ORDINARY

Ex div. date	Payment date	Type	Div. amount	Franking %	Balance	Franking credit	Est. dividend
05/11/2021	21/12/2021	Final	\$0.60	100.00%	203	\$52.20	\$121.80
19/05/2022	24/06/2022	Interim	\$0.61	100.00%	203	\$53.07	\$123.83
Estimated sub total						\$105.27	\$245.63

WEB WEBJET LIMITED ORDINARY

Ex div. date	Payment date	Type	Div. amount	Franking %	Balance	Franking credit	Est. dividend
25/03/2020	23/12/2021	Interim	\$0.09	80.00%	150	\$4.63	\$13.50
Estimated sub total						\$4.63	\$13.50

WOR WORLEY LIMITED ORDINARY

Ex div. date	Payment date	Type	Div. amount	Franking %	Balance	Franking credit	Est. dividend
31/08/2021	29/09/2021	Final	\$0.25	0.00%	125	\$0.00	\$31.25
28/02/2022	30/03/2022	Interim	\$0.25	0.00%	125	\$0.00	\$31.25
Estimated sub total						\$0.00	\$62.50

While every effort has been made to provide you with an accurate statement, we give no warranty of accuracy or reliability and take no responsibility for any errors or omissions including negligence by any officers, employees or agents. We encourage you to confirm the information, holdings and valuations contained herein. Information contained in the report may only relate to the period since you commenced our service.

Copyright © 2022 Third Party Platform Pty Limited. All rights reserved.

Macquarie Online Trading is a service provided by Third Party Platform Pty Ltd ("TPP") ABN 74 121 227 905 AFSL No. 314341, at the request of Macquarie Bank Limited ABN 46 008 583 542 AFSL 237502 ("MBL"). TPP is a Participant of the ASX Group. Neither TPP nor MBL are representatives of each other. Some of the fees paid to TPP for the provision of its services will be remitted to MBL. TPP and MBL do not provide personal financial advice in relation to Macquarie Online Trading. You should consider your own financial situation, particular needs and investment objectives before acting on any of the information available on this report.

Estimated dividends & distributions (continued)

01 Jul 2021 - 30 Jun 2022

WPL WOODSIDE PETROLEUM ORDINARY

Ex div. date	Payment date	Type	Div. amount	Franking %	Balance	Franking credit	Est. dividend
30/08/2021	24/09/2021	Interim	\$0.410341	100.00%	186	\$32.71	\$76.32
24/02/2022	23/03/2022	Final	\$1.461581	100.00%	186	\$116.51	\$271.85
Estimated sub total						\$149.22	\$348.17

WTC WISETECH GLOBAL LTD ORDINARY

Ex div. date	Payment date	Type	Div. amount	Franking %	Balance	Franking credit	Est. dividend
10/09/2021	08/10/2021	Final	\$0.0385	100.00%	18	\$0.30	\$0.69
11/03/2022	08/04/2022	Interim	\$0.0475	100.00%	18	\$0.37	\$0.86
Estimated sub total						\$0.67	\$1.55

Estimated total \$8,700.91 \$21,795.88

The information presented in this report is a general estimation and is intended as a guide for indicative purposes only. It is an extrapolation of our understanding of your holdings against publicly available dividend entitlement and payment information. It should not be considered a replacement for your own records. We encourage you to confirm the information and holdings represented here.

While every effort has been made to provide you with an accurate statement, we give no warranty of accuracy or reliability and take no responsibility for any errors or omissions including negligence by any officers, employees or agents. We encourage you to confirm the information, holdings and valuations contained herein. Information contained in the report may only relate to the period since you commenced our service.

Copyright © 2022 Third Party Platform Pty Limited. All rights reserved.

Macquarie Online Trading is a service provided by Third Party Platform Pty Ltd ("TPP") ABN 74 121 227 905 AFSL No. 314341, at the request of Macquarie Bank Limited ABN 46 008 583 542 AFSL 237502 ("MBL"). TPP is a Participant of the ASX Group. Neither TPP nor MBL are representatives of each other. Some of the fees paid to TPP for the provision of its services will be remitted to MBL. TPP and MBL do not provide personal financial advice in relation to Macquarie Online Trading. You should consider your own financial situation, particular needs and investment objectives before acting on any of the information available on this report.