

From First to Last by Account
Options: Not summarised, Excluding NIL Balances
From 01/07/2020 To 30/06/2021

Client Code: STE200

Last Year	Account	Description	Debit	Credit
	197	Managed fund distributions		
(364.86)	19702	Maple Brown Abbott imputation fund	-	
(679.28)	19710	APN property for income fund	-	
(76.45)	19720	Colonial property securities fund	-	
(8349.28)	19730	Netwealth managed portfolio		13330.33
(1051.98)	19745	ING tax effective income trust	-	
(278.01)	19750	Perpetual industrial share fund	-	
(428.20)	19760	Perpetual IC smaller companies fund	-	
(156.94)	19765	BT tax effective income fund	-	
	199	Interest received		
(406.87)	19901	Macquarie CMT		15.20
(22.17)	19902	Netwealth managed account		118.48
	204	Changes in net market values of other assets		
27031.97	20404	Managed funds		63857.36
8855.75	20434	Managed funds	19543.62	
3300.00	301	Administration costs	3080.00	
30.00	309	Bank charges	12.50	
1815.39	344	Adviser fees	1211.47	
259.00	364	Filing fees	313.00	
	550	SUPERANNUATION FUND		
29478.07	55002	Profit Earned This Year	-	
(29478.07)	55003	Distribution to Members	53160.78	
	551	SUSAN JANE STEVENSON		
(342513.18)	55101	Balance at beginning of year		290654.34
29478.07	55102	Allocated earnings		53160.78
(1619.23)	55105	Income tax expense on earnings		421.55
24000.00	55115	Benefits paid during year	24000.00	
30663.49	680	Cash at bank	4892.42	
15081.14	681	Netwealth managed account	17179.58	
	789	Interest bearing securities		
18038.26	78940	Perpetual pure credit alpha fund	18806.85	
19732.31	78945	Pimco aust bond fund	19563.04	
17427.56	78950	Principal global credit opportunities fund	16984.10	
	790	Property securities		
15393.04	79010	APN property for income fund	18693.71	
12106.91	79020	Colonial property securities fund	-	
-	79060	SGH property income fund	39028.82	
31114.80	79080	Zurich property securities fund	36540.78	
	791	Small Cap domestic equities		
21448.64	79160	Perpetual IC smaller companies fund	-	

From First to Last by Account
Options: Not summarised, Excluding NIL Balances
From 01/07/2020 To 30/06/2021

Client Code: STE200

Last Year	Account	Description	Debit	Credit
	795	Large Cap domestic equities		
11708.54	79502	Maple Brown Abbott imputation fund	-	
20257.69	79510	Bennelong aust equity fund	40160.42	
-	79540	Perpetual concentrated equity fund	22550.52	
19338.13	79550	Perpetual industrial share fund	-	
20254.99	79560	Platypus aust equity fund	38773.51	
	796	International equities		
-	79610	Arrowstreet global equity fund (hedged)	8770.10	
23751.83	79640	Magellan high conviction fund	37871.27	
12717.78	79655	Perpetual international fund	-	
1619.23	904	Provision for income tax	421.55	
	999	Jobstream Selection Account		
22.00	99901	Jobstream Selection Account	22.00	
(22.00)	99999	Clearing balance		22.00
<hr/>			<hr/>	<hr/>
29478.07		Total	421580.04	421580.04
			<hr/>	<hr/>

NET PROFIT THIS YEAR 53160.78
NET LOSS LAST YEAR 29478.07

No. of Accounts: 43
No. of Entries: 70

Client Code: STE200 From First to Last by Account
From 01/07/2020 To 30/06/2021

Date	Type	Gp	Ref.	Debit	Credit	Balance	
197	Managed fund distributions						
19730	Netwealth managed portfolio						
	LY Closing Balance					(8349.28)	
30/06/2021	Jnl		2		13330.33	(13330.33)	
	netwealth cash receipts & pmts for the year						
	Closing Balance				0.00	13330.33	(13330.33)
199	Interest received						
19901	Macquarie CMT						
	LY Closing Balance					(406.87)	
30/06/2021	Jnl		1		15.20	(15.20)	
	cash receipts & pmts for the year						
	Closing Balance				0.00	15.20	(15.20)
19902	Netwealth managed account						
	LY Closing Balance					(22.17)	
30/06/2021	Jnl		2		12.57	(12.57)	
	netwealth cash receipts & pmts for the year						
30/06/2021	Jnl		2		103.63	(116.20)	
	netwealth cash receipts & pmts for the year						
30/06/2021	Jnl		2		1.24	(117.44)	
	netwealth cash receipts & pmts for the year						
30/06/2021	Jnl		3		1.04	(118.48)	
	income reinvested during the year						
	Closing Balance				0.00	118.48	(118.48)
204	Changes in net market values of other assets						
20404	Managed funds						
	LY Closing Balance					27031.97	
30/06/2021	Jnl		5		63857.36	(63857.36)	
	revaluation of investments to market value at year end						
	Closing Balance				0.00	63857.36	(63857.36)
20434	Managed funds						
	LY Closing Balance					8855.75	
30/06/2021	Jnl		4	19543.62		19543.62	
	profit on disposal of investments during the year						
	Closing Balance				19543.62	0.00	19543.62

Client Code: STE200
From First to Last by Account
From 01/07/2020 To 30/06/2021

Date	Type Gp	Ref.	Debit	Credit	Balance
301 Administration costs					
LY Closing Balance					3300.00
30/06/2021	Jnl	1	2750.00		2750.00
cash receipts & pmts for the year					
30/06/2021	Jnl	1	330.00		3080.00
cash receipts & pmts for the year					
Closing Balance			3080.00	0.00	3080.00
309 Bank charges					
LY Closing Balance					30.00
30/06/2021	Jnl	1	12.50		12.50
cash receipts & pmts for the year					
Closing Balance			12.50	0.00	12.50
344 Adviser fees					
LY Closing Balance					1815.39
30/06/2021	Jnl	2	1211.47		1211.47
netwealth cash receipts & pmts for the year					
Closing Balance			1211.47	0.00	1211.47
364 Filing fees					
LY Closing Balance					259.00
30/06/2021	Jnl	1	259.00		259.00
cash receipts & pmts for the year					
30/06/2021	Jnl	1	54.00		313.00
cash receipts & pmts for the year					
Closing Balance			313.00	0.00	313.00
550 SUPERANNUATION FUND					
55001 Unallocated Benefits Brought Forward					
Opening Balance					0.00
01/07/2020	Jnl		29478.07		29478.07
Year end balance forward					
01/07/2020	Jnl			29478.07	0.00
Year end balance forward					
Closing Balance			29478.07	29478.07	0.00
55002 Profit Earned This Year					
Opening Balance					29478.07
01/07/2020	Jnl			29478.07	0.00
Year end balance forward : Profit distribution					
Closing Balance			0.00	29478.07	0.00

Client Code: STE200
From First to Last by Account
From 01/07/2020 To 30/06/2021

Date	Type Gp	Ref.	Debit	Credit	Balance
55003 Distribution to Members					
					Opening Balance (29478.07)
01/07/2020	Jnl		29478.07		Year end balance forward 0.00
30/06/2021	Jnl	6	53160.78		allocation of net earnings to members for the year 53160.78
			82638.85	0.00	Closing Balance 53160.78
551 SUSAN JANE STEVENSON					
55101 Balance at beginning of year					
					Opening Balance (342513.18)
01/07/2020	Jnl		29478.07		Year end balance forward (313035.11)
01/07/2020	Jnl			1619.23	Year end balance forward (314654.34)
01/07/2020	Jnl		24000.00		Year end balance forward (290654.34)
			53478.07	1619.23	Closing Balance (290654.34)
55102 Allocated earnings					
					Opening Balance 29478.07
01/07/2020	Jnl			29478.07	Year end balance forward 0.00
30/06/2021	Jnl	6		53160.78	allocation of net earnings to members for the year (53160.78)
			0.00	82638.85	Closing Balance (53160.78)
55105 Income tax expense on earnings					
					Opening Balance (1619.23)
01/07/2020	Jnl		1619.23		Year end balance forward 0.00
30/06/2021	Jnl	7		421.55	tax expense for the year (421.55)
			1619.23	421.55	Closing Balance (421.55)
55115 Benefits paid during year					
					Opening Balance 24000.00
01/07/2020	Jnl			24000.00	Year end balance forward 0.00
30/06/2021	Jnl	1	24000.00		cash receipts & pmts for the year 24000.00
			24000.00	24000.00	Closing Balance 24000.00

Client Code: STE200
From First to Last by Account
From 01/07/2020 To 30/06/2021

Date	Type	Gp	Ref.	Debit	Credit	Balance
680						
						Cash at bank
						Opening Balance
						30663.49
30/06/2021	Jnl		1		25771.07	4892.42
						cash receipts & pmts for the year
						Closing Balance
				0.00	25771.07	4892.42
681						
						Netwealth managed account
						Opening Balance
						15081.14
30/06/2021	Jnl		2	2098.44		17179.58
						netwealth cash receipts & pmts for the year
						Closing Balance
				2098.44	0.00	17179.58
789						
						Interest bearing securities
78940						
						Perpetual pure credit alpha fund
						Opening Balance
						18038.26
30/06/2021	Jnl		5	768.59		18806.85
						revaluation of investments to market value at year end
						Closing Balance
				768.59	0.00	18806.85
78945						
						Pimco aust bond fund
						Opening Balance
						19732.31
30/06/2021	Jnl		5		169.27	19563.04
						revaluation of investments to market value at year end
						Closing Balance
				0.00	169.27	19563.04
78950						
						Principal global credit opportunities fund
						Opening Balance
						17427.56
30/06/2021	Jnl		5		443.46	16984.10
						revaluation of investments to market value at year end
						Closing Balance
				0.00	443.46	16984.10
790						
						Property securities
79010						
						APN property for income fund
						Opening Balance
						15393.04
30/06/2021	Jnl		5	3300.67		18693.71
						revaluation of investments to market value at year end
						Closing Balance
				3300.67	0.00	18693.71

Client Code: STE200 From First to Last by Account
From 01/07/2020 To 30/06/2021

Date	Type	Gp	Ref.	Debit	Credit	Balance
79020 Colonial property securities fund						
	Opening Balance					12106.91
30/06/2021	Jnl		2		12912.09	(805.18)
	netwealth cash receipts & pmts for the year					
30/06/2021	Jnl		4		11962.50	(12767.68)
	profit on disposal of investments during the year					
30/06/2021	Jnl		5	12767.68		0.00
	revaluation of investments to market value at year end					
	Closing Balance			12767.68	24874.59	0.00
79060 SGH property income fund						
	Opening Balance					0.00
30/06/2021	Jnl		2	15000.00		15000.00
	netwealth cash receipts & pmts for the year					
30/06/2021	Jnl		2	15000.00		30000.00
	netwealth cash receipts & pmts for the year					
30/06/2021	Jnl		2	5000.00		35000.00
	netwealth cash receipts & pmts for the year					
30/06/2021	Jnl		5	4028.82		39028.82
	revaluation of investments to market value at year end					
	Closing Balance			39028.82	0.00	39028.82
79080 Zurich property securities fund						
	Opening Balance					31114.80
30/06/2021	Jnl		5	5425.98		36540.78
	revaluation of investments to market value at year end					
	Closing Balance			5425.98	0.00	36540.78
791 Small Cap domestic equities						
79160 Perpetual IC smaller companies fund						
	Opening Balance					21448.64
30/06/2021	Jnl		2		11000.00	10448.64
	netwealth cash receipts & pmts for the year					
30/06/2021	Jnl		2		13580.30	(3131.66)
	netwealth cash receipts & pmts for the year					
30/06/2021	Jnl		4	1521.61		(1610.05)
	profit on disposal of investments during the year					
30/06/2021	Jnl		5	1610.05		0.00
	revaluation of investments to market value at year end					

Client Code: STE200 From First to Last by Account
From 01/07/2020 To 30/06/2021

Date	Type	Gp	Ref.	Debit	Credit	Balance
79160	Perpetual IC smaller companies fund : Continued					
Closing Balance				3131.66	24580.30	0.00
795	Large Cap domestic equities					
79502	Maple Brown Abbott imputation fund					
Opening Balance						11708.54
30/06/2021	Jnl		2		12055.83	(347.29)
				netwealth cash receipts & pmts for the year		
30/06/2021	Jnl		3	1.04		(346.25)
				income reinvested during the year		
30/06/2021	Jnl		4		11445.96	(11792.21)
				profit on disposal of investments during the year		
30/06/2021	Jnl		5	11792.21		0.00
				revaluation of investments to market value at year end		
Closing Balance				11793.25	23501.79	0.00
79510	Bennelong aust equity fund					
Opening Balance						20257.69
30/06/2021	Jnl		2	10000.00		30257.69
				netwealth cash receipts & pmts for the year		
30/06/2021	Jnl		5	9902.73		40160.42
				revaluation of investments to market value at year end		
Closing Balance				19902.73	0.00	40160.42
79540	Perpetual concentrated equity fund					
Opening Balance						0.00
30/06/2021	Jnl		2	20000.00		20000.00
				netwealth cash receipts & pmts for the year		
30/06/2021	Jnl		5	2550.52		22550.52
				revaluation of investments to market value at year end		
Closing Balance				22550.52	0.00	22550.52
79550	Perpetual industrial share fund					
Opening Balance						19338.13
30/06/2021	Jnl		2		23455.94	(4117.81)
				netwealth cash receipts & pmts for the year		
30/06/2021	Jnl		4		2544.06	(6661.87)
				profit on disposal of investments during the year		
30/06/2021	Jnl		5	6661.87		0.00
				revaluation of investments to market value at year end		

Client Code: STE200 From First to Last by Account
From 01/07/2020 To 30/06/2021

Date	Type	Gp	Ref.	Debit	Credit	Balance
79550	Perpetual industrial share fund : Continued					
Closing Balance				6661.87	26000.00	0.00
79560	Platypus aust equity fund					
Opening Balance						20254.99
30/06/2021	Jnl		2	12000.00		32254.99
				netwealth cash receipts & pmts for the year		
30/06/2021	Jnl		5	6518.52		38773.51
				revaluation of investments to market value at year end		
Closing Balance				18518.52	0.00	38773.51
796	International equities					
79610	Arrowstreet global equity fund (hedged)					
Opening Balance						0.00
30/06/2021	Jnl		2	10000.00		10000.00
				netwealth cash receipts & pmts for the year		
30/06/2021	Jnl		2		1000.00	9000.00
				netwealth cash receipts & pmts for the year		
30/06/2021	Jnl		4	166.30		9166.30
				profit on disposal of investments during the year		
30/06/2021	Jnl		5		396.20	8770.10
				revaluation of investments to market value at year end		
Closing Balance				10166.30	1396.20	8770.10
79640	Magellan high conviction fund					
Opening Balance						23751.83
30/06/2021	Jnl		2	10000.00		33751.83
				netwealth cash receipts & pmts for the year		
30/06/2021	Jnl		5	4119.44		37871.27
				revaluation of investments to market value at year end		
Closing Balance				14119.44	0.00	37871.27
79655	Perpetual international fund					
Opening Balance						12717.78
30/06/2021	Jnl		2		12857.98	(140.20)
				netwealth cash receipts & pmts for the year		
30/06/2021	Jnl		4	4720.99		4580.79
				profit on disposal of investments during the year		
30/06/2021	Jnl		5		4580.79	0.00
				revaluation of investments to market		

Client Code: STE200
From First to Last by Account
From 01/07/2020 To 30/06/2021

Date	Type	Gp	Ref.	Debit	Credit	Balance
79655	Perpetual international fund : Continued					
	value at year end					
Closing Balance				4720.99	17438.77	0.00
904	Provision for income tax					
Opening Balance						1619.23
30/06/2021	Jnl		1		1619.23	0.00
	cash receipts & pmts for the year					
30/06/2021	Jnl		7	421.55		421.55
	tax expense for the year					
Closing Balance				421.55	1619.23	421.55
999	Jobstream Selection Account					
99901	Jobstream Selection Account					
Opening Balance						22.00
Closing Balance				0.00	0.00	22.00
99999	Clearing balance					
Opening Balance						(22.00)
Closing Balance				0.00	0.00	(22.00)
	Debits				390751.82	
	Credits				390751.82	
	No. of Accounts				37.00	
	No. of Entries				70.00	

Client Code: STE200

Date	Type	Grp	Ref	Account	Description	Amount	Bal2	Narration
01/07/2020	Jnl			55002	Profit Earned This Year	(29478.07)	-	Year end balance forward : Profit distribution
01/07/2020	Jnl			55001	Unallocated Benefits Brought Forward	29478.07	-	Year end balance forward
01/07/2020	Jnl			55003	Distribution to Members	29478.07	-	Year end balance forward
01/07/2020	Jnl			55001	Unallocated Benefits Brought Forward	(29478.07)	-	Year end balance forward
01/07/2020	Jnl			55102	Allocated earnings	(29478.07)	-	Year end balance forward
01/07/2020	Jnl			55101	Balance at beginning of year	29478.07	-	Year end balance forward
01/07/2020	Jnl			55105	Income tax expense on earnings	1619.23	-	Year end balance forward
01/07/2020	Jnl			55101	Balance at beginning of year	(1619.23)	-	Year end balance forward
01/07/2020	Jnl			55115	Benefits paid during year	(24000.00)	-	Year end balance forward
01/07/2020	Jnl			55101	Balance at beginning of year	24000.00	-	Year end balance forward
30/06/2021	Jnl		1	680	Cash at bank	(25771.07)	-	Year end balance forward cash receipts & pmts for the year
30/06/2021	Jnl		1	19901	Macquarie CMT	(15.20)	-	Year end balance forward cash receipts & pmts for the year
30/06/2021	Jnl		1	55115	Benefits paid during year	24000.00	-	Year end balance forward cash receipts & pmts for the year
30/06/2021	Jnl		1	301	Administration costs	2750.00	-	Year end balance forward cash receipts & pmts for the year
30/06/2021	Jnl		1	904	Provision for income tax	(1619.23)	-	Year end balance forward cash receipts & pmts for the year
30/06/2021	Jnl		1	364	Filing fees	259.00	-	Year end balance forward cash receipts & pmts for the year
30/06/2021	Jnl		1	309	Bank charges	12.50	-	Year end balance forward cash receipts & pmts for the year
30/06/2021	Jnl		1	364	Filing fees	54.00	-	Year end balance forward cash receipts & pmts for the year
30/06/2021	Jnl		1	301	Administration costs	330.00	-	Year end balance forward cash receipts & pmts for the year
30/06/2021	Jnl		2	681	Netwealth managed account	2098.44	-	Year end balance forward netwealth cash receipts & pmts for the year

Client Code: STE200

Date	Type	Grp	Ref	Account	Description	Amount	Bal2	Narration
30/06/2021	Jnl		2	79502	Maple Brown Abbott imputation fund	(12055.83)	-	netwealth cash receipts & pmis for the year
30/06/2021	Jnl		2	79020	Colonial property securities fund	(12912.09)	-	netwealth cash receipts & pmis for the year
30/06/2021	Jnl		2	79160	Perpetual IC smaller companies fund	(11000.00)	-	netwealth cash receipts & pmis for the year
30/06/2021	Jnl		2	79560	Platypus aust equity fund	12000.00	-	netwealth cash receipts & pmis for the year
30/06/2021	Jnl		2	79510	Bennelong aust equity fund	10000.00	-	netwealth cash receipts & pmis for the year
30/06/2021	Jnl		2	79060	SGH property income fund	15000.00	-	netwealth cash receipts & pmis for the year
30/06/2021	Jnl		2	79655	Perpetual international fund	(12857.98)	-	netwealth cash receipts & pmis for the year
30/06/2021	Jnl		2	79610	Arrowstreet global equity fund (hedged)	10000.00	-	netwealth cash receipts & pmis for the year
30/06/2021	Jnl		2	79640	Magellan high conviction fund	10000.00	-	netwealth cash receipts & pmis for the year
30/06/2021	Jnl		2	79610	Arrowstreet global equity fund (hedged)	(1000.00)	-	netwealth cash receipts & pmis for the year
30/06/2021	Jnl		2	79550	Perpetual industrial share fund	(23455.94)	-	netwealth cash receipts & pmis for the year
30/06/2021	Jnl		2	79160	Perpetual IC smaller companies fund	(13580.30)	-	netwealth cash receipts & pmis for the year
30/06/2021	Jnl		2	79060	SGH property income fund	15000.00	-	netwealth cash receipts & pmis for the year
30/06/2021	Jnl		2	79540	Perpetual concentrated equity fund	20000.00	-	netwealth cash receipts & pmis for the year

Client Code: STE200

Date	Type	Grp	Ref	Account	Description	Amount	Bal2	Narration
30/06/2021	Jnl		2	79060	SGH property income fund	5000.00	-	netwealth cash receipts & pmis for the year
30/06/2021	Jnl		2	19730	Netwealth managed portfolio	(13330.33)	-	netwealth cash receipts & pmis for the year
30/06/2021	Jnl		2	19902	Netwealth managed account	(12.57)	-	netwealth cash receipts & pmis for the year
30/06/2021	Jnl		2	19902	Netwealth managed account	(103.63)	-	netwealth cash receipts & pmis for the year
30/06/2021	Jnl		2	344	Adviser fees	1211.47	-	netwealth cash receipts & pmis for the year
30/06/2021	Jnl		2	19902	Netwealth managed account	(1.24)	-	netwealth cash receipts & pmis for the year
30/06/2021	Jnl		3	79502	Maple Brown Abbott imputation fund	1.04	-	income reinvested during the year
30/06/2021	Jnl		3	19902	Netwealth managed account	(1.04)	-	income reinvested during the year
30/06/2021	Jnl		4	79610	Arrowstreet global equity fund (hedged)	166.30	-	profit on disposal of investments during the year
30/06/2021	Jnl		4	79020	Colonial property securities fund	(11962.50)	-	profit on disposal of investments during the year
30/06/2021	Jnl		4	79502	Maple Brown Abbott imputation fund	(11445.96)	-	profit on disposal of investments during the year
30/06/2021	Jnl		4	79160	Perpetual IC smaller companies fund	1521.61	-	profit on disposal of investments during the year
30/06/2021	Jnl		4	79655	Perpetual international fund	4720.99	-	profit on disposal of investments during the year
30/06/2021	Jnl		4	79550	Perpetual industrial share fund	(2544.06)	-	profit on disposal of investments during the year
30/06/2021	Jnl		4	20434	Managed funds	19543.62	-	profit on disposal of investments during the year

Client Code: STE200

Date	Type	Grp	Ref	Account	Description	Amount	Bal2	Narration
30/06/2021	Jnl		5	79010	APN property for income fund	3300.67	-	revaluation of investments to market value at year end
30/06/2021	Jnl		5	79020	Colonial property securities fund	12767.68	-	revaluation of investments to market value at year end
30/06/2021	Jnl		5	79160	Perpetual IC smaller companies fund	1610.05	-	revaluation of investments to market value at year end
30/06/2021	Jnl		5	79502	Maple Brown Abbott imputation fund	11792.21	-	revaluation of investments to market value at year end
30/06/2021	Jnl		5	79550	Perpetual industrial share fund	6661.87	-	revaluation of investments to market value at year end
30/06/2021	Jnl		5	79655	Perpetual international fund	(4580.79)	-	revaluation of investments to market value at year end
30/06/2021	Jnl		5	79610	Arrowstreet global equity fund (hedged)	(396.20)	-	revaluation of investments to market value at year end
30/06/2021	Jnl		5	79510	Bennelong aust equity fund	9902.73	-	revaluation of investments to market value at year end
30/06/2021	Jnl		5	79640	Magellan high conviction fund	4119.44	-	revaluation of investments to market value at year end
30/06/2021	Jnl		5	78940	Perpetual pure credit alpha fund	768.59	-	revaluation of investments to market value at year end
30/06/2021	Jnl		5	79540	Perpetual concentrated equity fund	2550.52	-	revaluation of investments to market value at year end
30/06/2021	Jnl		5	78945	Pimco aust bond fund	(169.27)	-	revaluation of investments to market value at year end
30/06/2021	Jnl		5	79560	Platypus aust equity fund	6518.52	-	revaluation of investments to market value at year end
30/06/2021	Jnl		5	78950	Principal global credit opportunities fund	(443.46)	-	revaluation of investments to market value at year end

Client Code: STE200

Date	Type	Grp	Ref	Account	Description	Amount	Bal2	Narration
30/06/2021	Jnl		5	79060	SGH property income fund	4028.82	-	revaluation of investments to market value at year end
30/06/2021	Jnl		5	79080	Zurich property securities fund	5425.98	-	revaluation of investments to market value at year end
30/06/2021	Jnl		5	20404	Managed funds	(63857.36)	-	revaluation of investments to market value at year end
30/06/2021	Jnl		6	55003	Distribution to Members	53160.78	-	allocation of net earnings to members for the year
30/06/2021	Jnl		6	55102	Allocated earnings	(53160.78)	-	allocation of net earnings to members for the year
30/06/2021	Jnl		7	904	Provision for income tax	421.55	-	tax expense for the year
30/06/2021	Jnl		7	55105	Income tax expense on earnings	(421.55)	-	tax expense for the year

Debits: 390751.82
Credits: (390751.82)
Total: -

No. Trans: 70

STEVENSON RETIREMENT FUND
MEMBERS ACCOUNTS
AS AT 30 JUNE 2021

MEMBER	SUSAN STEVENSON	MEMBER NO. 2	INVESTMENT FLUCTUATION RESERVE	TOTAL
OPENING BALANCE	290,656.28	0.00	0.00	290,656.28
EMPLOYER CONTRIBUTIONS	0.00	0.00	0.00	0.00
MEMBER CONTRIBUTIONS	0.00	0.00	0.00	0.00
TAX APPLICABLE TO CONTRIBUTIONS	0.00	0.00	0.00	0.00
SURCHARGE ON CONTRIBUTIONS	0.00	0.00	0.00	0.00
BENEFITS TRANSFERRED IN	0.00	0.00	0.00	0.00
SHARE OF PROFIT	53,160.78	0.00	0.00	53,160.78
TAX APPLICABLE TO PROFIT	421.55	0.00	0.00	421.55
BENEFITS PAID OUT	-24,000.00	0.00	0.00	-24,000.00
TOTAL MEMBERS ACCOUNT	320,238.61	0.00	0.00	320,238.61
REPRESENTED BY				
TAX FREE COMPONENT				
CONTRIBUTIONS SEGMENT	1,112.29	0.00	0.00	1,112.29
CRYSTALLISED SEGMENT	324.86	0.00	0.00	324.86
TAXABLE COMPONENT				
TAXED ELEMENT	318,801.46	0.00	0.00	318,801.46
UNTAXED ELEMENT (INSURANCE COMPONENT)	0.00	0.00	0.00	0.00
TOTAL MEMBERS BENEFIT	320,238.61	0.00	0.00	320,238.61
ELIGIBLE SERVICE PERIOD				
DATE OF BIRTH	05/06/1943			
AGE - 30 JUNE 2021	78			
PERIOD START DATE	17/02/1986			
PRE JUNE 1983 DAYS	0	0		
POST JUNE 1983 DAYS	12,917	0		
TOTAL SERVICE DAYS - 30/06/21	12,917	0		
MEMBERS RBL LIMIT - LUMP SUM	648,946.00	648,946.00		
EXCESS BENEFITS	0.00	0.00		
MEMBERS RBL LIMIT - PENSION	1,297,886.00	1,297,886.00		
EXCESS BENEFITS	0.00	0.00		

KEY NOTES & FORMULAS

CONTRIBUTIONS SEGMENT		
OPENING BALANCE - 01/07/2020	1,212.40	0.00
EXTERNAL FUND TRANSFERS	0.00	0.00
MEMBERS CONTRIBUTIONS	0.00	0.00
LESS: BENEFITS PAID/ TRANSFERS OUT	-100.11	0.00
	1,112.29	0.00
CRYSTALLISED SEGMENT		
UNDEDUCTED CONTRIBUTIONS - PRE 1/7/07	354.10	0.00
PRE JULY 1983 COMPONENT - PRE 1/7/07	0.00	0.00
EXTERNAL FUND TRANSFERS	0.00	0.00
CGT EXEMPT COMPONENT	0.00	0.00
CONCESSIONAL COMPONENT	0.00	0.00
POST JUNE 1994 INVALIDITY COMPONENT	0.00	0.00
LESS: BENEFITS PAID/ TRANSFERS OUT	-29.24	0.00
	324.86	0.00
TAXABLE COMPONENT (TAXED ELEMENT)		
MEMBERS ACCOUNT BALANCE - 30/06/21	320,238.61	0.00
LESS: CONTRIBUTIONS SEGMENT	-1,112.29	0.00
LESS: CRYSTALLISED SEGMENT	-324.86	0.00
	318,801.46	0.00

NOTES

The following link should be used to verify the calculation of the crystallised segment as at 30 June 2007
<http://calculators.ato.gov.au/scripts/axos/axos.asp?CONTEXT=&KBS=SCC.xr4&go=ok>

STEVENSON RETIREMENT FUND
MEMBERS ACCOUNTS
AS AT 30 JUNE 2021

EARNINGS RATE	2021	2020	2019	2018	2017	2016	2015	2014	2013
OPENING BALANCE OF FUND	290,656.28	342,515.12	349,845.67	333,748.70	334,962.00	398,971.75	379,274.40	345,866.66	316,688.84
NET FUND EARNINGS									
EARNINGS FOR YEAR	53,160.78	-29,478.07	13,705.40	37,795.26	19,691.71	4,978.20	24,292.22	39,836.88	43,813.39
TAX APPLICABLE TO EARNINGS	421.55	1,619.23	2,964.05	2,301.71	3,094.99	3,012.05	3,361.18	5,030.35	4,037.20
NET FUND EARNINGS	53,582.33	-27,858.84	16,669.45	40,096.97	22,786.70	7,990.25	27,653.40	44,867.23	47,850.59
AVERAGE EARNING RATE	18.43%	-8.13%	4.76%	12.01%	6.80%	2.00%	7.29%	12.97%	15.11%

AVERAGE 5 YEAR RATE **6.78%** **3.49%** **6.58%** **8.22%** **8.84%** **6.88%** **8.05%** **8.18%** **1.86%**

STEVENSON RETIREMENT FUND
 INCOME TAX EXPENSE CALCULATION WORKSHEET
 FOR THE YEAR ENDED 30 JUNE 2021

DESCRIPTION	INCOME TAX EXPENSE		PROVISION FOR TAX	FUTURE INCOME TAX BENEFIT		PROVISION FOR DEFERRED TAX	
	EXPENSE			OPENING BALANCE	MOVEMENT	OPENING BALANCE	MOVEMENT
ACCRUED BENEFITS FROM OPERATIONS	53,161.00		-53,161.00				
PERMANENT DIFFERENCES							
PENALTIES & FINES	0.00		0.00				
IMPUTATION CREDITS	422.00		-422.00				
FOREIGN TAX CREDITS	55.00		-55.00				
WITHHOLDING TAX	0.00		0.00				
NON-ASSESSABLE PORTION OF TRUST DISTRIBUTIONS	0.00		0.00				
NON-ASSESSABLE TRUST CAPITAL GAINS	-6,802.00		6,802.00				
NON-ASSESSABLE PORTION OF REALISED CAPITAL GAINS	19,544.00		-19,544.00				
NON-ASSESSABLE PORTION OF UNREALISED CAPITAL GAINS	0.00		0.00				
EXEMPT PENSION INCOME	-137.00		137.00				
1/3 DISCOUNT ON UNREALISED CAPITAL GAINS	-22,081.00		22,081.00				
TIMING DIFFERENCES							
TAX DEFERRED TRUST DISTRIBUTIONS			2,385.00			23,945.00	-44,161.00
UNREALISED CAPITAL GAINS			\$63,857.00				
CAPITAL LOSSES							
OPENING BALANCE			0.00			0.00	0.00
CLOSING BALANCE							
less PERMANENT DIFFERENCE							
DISC ON UNREALISED CAP GAINS			-22,081.00				
TOTAL ASSESSABLE INCOME	44,162.00		-1.00	0.00	0.00	23,945.00	-44,161.00
TAX PAYABLE AT 15%	6,624.30		-0.15	0.00	0.00	3,591.75	-6,624.15
IMPUTATION CREDITS	-421.70		421.70				
FOREIGN TAX CREDITS	0.00		0.00				
TFN TAX	0.00		0.00				
TOTAL TAX PAYABLE	6,202.60		421.55	0.00	0.00	3,591.75	-6,624.15
							-3,032.40

MANAGED FUND TAX ADJUSTMENTS	IMPUTATION CREDITS	FOREIGN TAX CREDITS	TAX FREE INCOME	TAX DEF INCOME	DISCOUNT CAP GAINS	TFN TAX
B/FWD PREVIOUS YEAR	0.00	0.00	0.00	0.00	0.00	0.00
MBA MANAGED FUNDS	0.00	0.00	0.00	0.00	0.00	0.00
ADVANCE MANAGED FUNDS - NO 2	0.00	0.00	0.00	0.00	0.00	0.00
APN MANAGED FUNDS	0.00	0.00	0.00	0.00	0.00	0.00
CHALLENGER MANAGED FUNDS	0.00	0.00	0.00	0.00	0.00	0.00
COLONIAL MANAGED FUNDS - NO 1	0.00	0.00	0.00	0.00	0.00	0.00
COLONIAL MANAGED FUNDS - NO 2	0.00	0.00	0.00	0.00	0.00	0.00
NETWEALTH MANAGED PORTFOLIO	421.70	54.64	0.00	2,384.97	6,801.71	0.00
ING MANAGED FUNDS	0.00	0.00	0.00	0.00	0.00	0.00
PERPETUAL MANAGED FUNDS	0.00	0.00	0.00	0.00	0.00	0.00
ROTHSCHILD'S MANAGED FUNDS	0.00	0.00	0.00	0.00	0.00	0.00
C/FWD END OF YEAR	0.00	0.00	0.00	0.00	0.00	0.00
TOTALS	421.70	54.64	0.00	2,384.97	6,801.71	0.00

DEFERRED TAX LIABILITY PROOF

ASSETS - MARKET VALUE @ 30/06/2020

DIRECT EQUITIES
301,628.32
301,628.32

TOTAL ASSETS - MARKET VALUE

ASSETS - COST

DIRECT EQUITIES
277,691.30
277,691.30

TOTAL ASSETS - COST

23,937.02

NET INCREMENT TO 30/06/2020

TAX DEFERRED INCOME C/FWD	YEAR PRE 2018	YEAR 2018	YEAR 2019	YEAR 2020	YEAR 2021	REDEEMED	TOTAL
B/FWD PREVIOUS YEAR	0.00	0.00	0.00	0.00	0.00	0.00	0.00
MBA MANAGED FUNDS	82.73	0.00	0.00	0.00	0.00	-82.73	0.00
ADVANCE MANAGED FUNDS - NO 2	14.95	0.00	0.00	0.00	0.00	-14.95	-0.00
APN MANAGED FUNDS	1,649.89	504.87	847.66	390.68	0.00	0.00	3,393.10
CHALLENGER MANAGED FUNDS	843.26	0.00	0.00	0.00	0.00	-843.26	0.00
COLONIAL MANAGED FUNDS - NO 1	6,176.65	290.17	34.71	59.60	0.00	-6,561.13	0.00
COLONIAL MANAGED FUNDS - NO 2	112.24	0.00	0.00	0.00	0.00	-112.24	0.00
NETWEALTH MANAGED PORTFOLIO	0.00	0.00	0.00	607.37	2,384.97	0.00	2,992.34
ING MANAGED FUNDS	3,740.91	174.42	30.26	21.54	0.00	-3,967.13	-0.00
PERPETUAL MANAGED FUNDS	340.21	0.00	0.00	0.00	0.00	-340.21	0.00
ROTHSCHILD'S MANAGED FUNDS	2,798.59	42.82	31.87	27.97	0.00	-2,901.25	-0.00
C/FWD END OF YEAR	0.00	0.00	0.00	0.00	0.00	0.00	0.00
TOTALS	15,759.43	1,012.28	944.50	1,107.16	2,384.97	-14,822.90	6,385.44
TOTAL UNREALISED INCOME							30,322.46
CGT CONCESSION APPLIED - 1/3							10,107.49
TOTAL UNREALISED TAXABLE INCOME							20,214.97
TAX RATE APPLIED - 15%							3,032.25
DIFFERENCE							-0.15



Australian Government
Australian Taxation Office

Agent STIRLING WARTON TAYLOR PTY LIMITED
Client STEVENSON RETIREMENT FUND
ABN 65 942 482 583
TFN 785 758 912

Income tax 551

Date generated	30/08/2021
Overdue	\$0.00
Not yet due	\$0.00
Balance	\$0.00

Transactions

2 results found - from **01 July 2020** to **30 August 2021** sorted by **processed date** ordered **newest to oldest**

Processed date	Effective date	Description	Debit (DR)	Credit (CR)	Balance
11 Dec 2020	16 Dec 2020	EFT refund for Income Tax for the period from 01 Jul 19 to 30 Jun 20	\$1,360.23		\$0.00
11 Dec 2020	11 Dec 2020	Tax return Self Man Superfund - Income Tax for the period from 01 Jul 19 to 30 Jun 20		\$1,360.23	\$1,360.23 CR



Australian Government
Australian Taxation Office


Agent STIRLING WARTON TAYLOR PTY
LIMITED
Client STEVENSON RETIREMENT FUND
ABN 65 942 482 583
TFN 785 758 912

Activity statement 001

Date generated	30/08/2021
Overdue	\$0.00
Not yet due	\$0.00
Balance	\$0.00

Transactions

0 results found - from **01 July 2020** to **30 August 2021** sorted by **processed date** ordered **newest to oldest**



MACQUARIE

Macquarie Cash Management Account

MACQUARIE BANK LIMITED
ABN 46 008 583 542 AFSL 237502

enquiries 1800 806 310
transact@macquarie.com
www.macquarie.com.au

GPO Box 2520
Sydney, NSW 2001



016 44415

STEVENSON SUPERANNUATION PTY LTD
GPO BOX 7019
SYDNEY NSW 2001

1 Shelley Street
Sydney, NSW 2000

account balance **\$4,892.42**
as at 30 Jun 21

account name STEVENSON SUPERANNUATION PTY LTD
ATF STEVENSON RETIREMENT FUND
account no. 120485099

	transaction	description	debits	credits	balance
31.05.21		OPENING BALANCE			6,891.78
28.06.21	Funds transfer	R/P TO ANZ S J STEVENSON	2,000.00		4,891.78
30.06.21	Interest	MACQUARIE CMA INTEREST PAID*		0.64	4,892.42
		CLOSING BALANCE AS AT 30 JUN 21	2,000.00	0.64	4,892.42

* Interest rate for the period 1 June to 30 June: 0.12%pa (30 days)

annual interest summary 2020/2021

INTEREST PAID	15.20
TOTAL INCOME PAID	15.20

how to make a transaction

online

Log in to www.macquarie.com.au/personal

by phone

Call 133 275 to make a phone transaction

transfers from another bank account

Transfer funds from another bank to this account:
BSB 182 222
ACCOUNT NO. 120485099

deposits using BPay

From another bank



Bill code: 20206
Ref: 120 485 099

continued on next



Macquarie Cash Management Account

MACQUARIE BANK LIMITED
ABN 46 008 583 542 AFSL 237502

enquiries 1800 806 310
transact@macquarie.com
www.macquarie.com.au

GPO Box 2520
Sydney, NSW 2001



STEVENSON SUPERANNUATION PTY LTD
GPO BOX 7019
SYDNEY NSW 2001

1 Shelley Street
Sydney, NSW 2000

account balance **\$6,891.78**
as at 31 May 21

account name STEVENSON SUPERANNUATION PTY LTD
ATF STEVENSON RETIREMENT FUND
account no. 120485099

transaction	description	debits	credits	balance
30.04.21	OPENING BALANCE			8,890.88
28.05.21	Funds transfer R/P TO ANZ S J STEVENSON	2,000.00		6,890.88
31.05.21	Interest MACQUARIE CMA INTEREST PAID*		0.90	6,891.78
	CLOSING BALANCE AS AT 31 MAY 21	2,000.00	0.90	6,891.78

* Interest rate for the period 1 May to 31 May: 0.12%pa (31 days)

how to make a transaction

online
Log in to www.macquarie.com.au/personal

by phone
Call 133 275 to make a phone transaction

transfers from another bank account
Transfer funds from another bank to this account:
BSB 182 222
ACCOUNT NO. 120485099

deposits using BPay
From another bank



Biller code: 20206
Ref: 120 485 099

continued on next



Macquarie Cash Management Account

MACQUARIE BANK LIMITED
ABN 46 008 583 542 AFSL 237502

enquiries 1800 806 310
transact@macquarie.com
www.macquarie.com.au

GPO Box 2520
Sydney, NSW 2001



016 21242
STEVENSON SUPERANNUATION PTY LTD
GPO BOX 7019
SYDNEY NSW 2001

1 Shelley Street
Sydney, NSW 2000

account balance **\$8,890.88**
as at 30 Apr 21

account name STEVENSON SUPERANNUATION PTY LTD
ATF STEVENSON RETIREMENT FUND
account no. 120485099

transaction	description	debits	credits	balance
31.03.21	OPENING BALANCE			10,889.76
28.04.21	Funds transfer R/P TO ANZ S J STEVENSON	2,000.00		8,889.76
30.04.21	Interest MACQUARIE CMA INTEREST PAID*		1.12	8,890.88
	CLOSING BALANCE AS AT 30 APR 21	2,000.00	1.12	8,890.88

* Interest rate for the period 1 April to 30 April: 0.12%pa (30 days)

how to make a transaction

online
Log in to www.macquarie.com.au/personal

by phone
Call 133 275 to make a phone transaction


transfers from another bank account
Transfer funds from another bank to this account:
BSB 182 222
ACCOUNT NO. 120485099

deposits using BPay
From another bank



Billers code: 20206
Ref: 120 485 099

continued on next



MACQUARIE

MACQUARIE BANK LIMITED
ABN 46 008 583 542 AFSL 237502enquiries 1800 806 310
transact@macquarie.com
www.macquarie.com.auGPO Box 2520
Sydney, NSW 20011 Shelley Street
Sydney, NSW 2000

016

26153

STEVENSON SUPERANNUATION PTY LTD
GPO BOX 7019
SYDNEY NSW 2001account balance **\$10,889.76**

as at 31 Mar 21

account name STEVENSON SUPERANNUATION PTY LTD
ATF STEVENSON RETIREMENT FUND
account no. 120485099

transaction	description	debits	credits	balance
28.02.21	OPENING BALANCE			12,888.50
26.03.21	Funds transfer R/P TO ANZ S J STEVENSON	2,000.00		10,888.50
31.03.21	Interest MACQUARIE CMA INTEREST PAID*		1.26	10,889.76
	CLOSING BALANCE AS AT 31 MAR 21	2,000.00	1.26	10,889.76

* Interest rate for the period 1 March to 31 March: 0.12%pa (31 days)

how to make a transaction**online**Log in to www.macquarie.com.au/personal**by phone**

Call 133 275 to make a phone transaction

transfers from another bank account

Transfer funds from another bank to this account:

BSB 182 222

ACCOUNT NO. 120485099

deposits using BPay

From another bank



Biller code: 20206

Ref: 120 485 099

continued on next



Macquarie Cash Management Account

MACQUARIE BANK LIMITED
ABN 46 008 583 542 AFSL 237502

enquiries 1800 806 310
transact@macquarie.com
www.macquarie.com.au

GPO Box 2520
Sydney, NSW 2001



016 21347

STEVENSON SUPERANNUATION PTY LTD
GPO BOX 7019
SYDNEY NSW 2001

1 Shelley Street
Sydney, NSW 2000

account balance **\$12,888.50**
as at 28 Feb 21

account name STEVENSON SUPERANNUATION PTY LTD
ATF STEVENSON RETIREMENT FUND
account no. 120485099

transaction	description	debits	credits	balance
31.01.21	OPENING BALANCE			14,887.12
26.02.21	Interest		1.38	14,888.50
26.02.21	Funds transfer	2,000.00		12,888.50
	CLOSING BALANCE AS AT 28 FEB 21	2,000.00	1.38	12,888.50

* Interest rate for the period 1 February to 28 February: 0.12%pa (28 days)

how to make a transaction

online

Log in to www.macquarie.com.au/personal

by phone

Call 133 275 to make a phone transaction

transfers from another bank account

Transfer funds from another bank to this account:

BSB 182 222

ACCOUNT NO. 120485099

deposits using BPay

From another bank



Billor code: 20206

Ref: 120 485 099

continued on next



Macquarie Cash Management Account

MACQUARIE BANK LIMITED
ABN 46 008 583 542 AFSL 237502

enquiries 1800 806 310
transact@macquarie.com
www.macquarie.com.au

GPO Box 2520
Sydney, NSW 2001



STEVENSON SUPERANNUATION PTY LTD
GPO BOX 7019
SYDNEY NSW 2001

1 Shelley Street
Sydney, NSW 2000

account balance **\$14,887.12**
as at 31 Jan 21

account name STEVENSON SUPERANNUATION PTY LTD
ATF STEVENSON RETIREMENT FUND
account no. 120485099

	transaction	description	debits	credits	balance
31.12.20		OPENING BALANCE			16,885.15
28.01.21	Funds transfer	R/P TO ANZ S J STEVENSON	2,000.00		14,885.15
29.01.21	Interest	MACQUARIE CMA INTEREST PAID*		1.97	14,887.12
		CLOSING BALANCE AS AT 31 JAN 21	2,000.00	1.97	14,887.12

* Interest rate for the period 1 January to 3 January: 0.27%pa (3 days); 4 January to 31 January: 0.12%pa (28 days)

how to make a transaction

online
Log in to www.macquarie.com.au/personal

by phone
Call 133 275 to make a phone transaction

transfers from another bank account
Transfer funds from another bank to this account:
BSB 182 222
ACCOUNT NO. 120485099

deposits using BPay
From another bank



Bill code: 20206
Ref: 120 485 099

continued on next



Macquarie Cash Management Account

MACQUARIE BANK LIMITED
ABN 46 008 583 542 AFSL 237502

enquiries 1800 806 310
transact@macquarie.com
www.macquarie.com.au

GPO Box 2520
Sydney, NSW 2001



016 45738

STEVENSON SUPERANNUATION PTY LTD
GPO BOX 7019
SYDNEY NSW 2001

1 Shelley Street
Sydney, NSW 2000

account balance **\$16,885.15**
as at 31 Dec 20

account name STEVENSON SUPERANNUATION PTY LTD
ATF STEVENSON RETIREMENT FUND
account no. 120485099

transaction	description	debits	credits	balance
30.11.20	OPENING BALANCE			20,270.60
14.12.20	Cheque CHEQUE WITHDRAWAL 000141	2,750.00		17,520.60
16.12.20	Deposit ATO ATO002000014328215		1,360.23	18,880.83
24.12.20	Funds transfer R/P TO ANZ S J STEVENSON	2,000.00		16,880.83
31.12.20	Interest MACQUARIE CMA INTEREST PAID*		4.32	16,885.15
	CLOSING BALANCE AS AT 31 DEC 20	4,750.00	1,364.55	16,885.15

* Interest rate for the period 1 December to 31 December: 0.27%pa (31 days)

how to make a transaction

online
Log in to www.macquarie.com.au/personal

by phone
Call 133 275 to make a phone transaction

transfers from another bank account
Transfer funds from another bank to this account:
BSB 182 222
ACCOUNT NO. 120485099

deposits using BPay
From another bank



Bill code: 20206
Ref: 120 485 099

continued on next



Macquarie Cash Management Account

MACQUARIE BANK LIMITED
ABN 46 008 583 542 AFSL 237502

enquiries 1800 806 310
transact@macquarie.com
www.macquarie.com.au

GPO Box 2520
Sydney, NSW 2001



STEVENSON SUPERANNUATION PTY LTD
GPO BOX 7019
SYDNEY NSW 2001

1 Shelley Street
Sydney, NSW 2000

account balance **\$20,270.60**
as at 30 Nov 20

account name STEVENSON SUPERANNUATION PTY LTD
ATF STEVENSON RETIREMENT FUND
account no. 120485099

transaction	description	debits	credits	balance
31.10.20	OPENING BALANCE			22,273.10
02.11.20	Fees & charges PAPER STATEMENT FEE	2.50		22,270.60
27.11.20	Funds transfer R/P TO ANZ S J STEVENSON	2,000.00		20,270.60
	CLOSING BALANCE AS AT 30 NOV 20	2,002.50	0.00	20,270.60

* Stepped interest rates for the period 1 November to 30 November: balances \$0.00 to \$4,999.99 earned 0.00% balances \$5,000.00 and above earned 0.00%pa (30 days)

how to make a transaction

online
Log in to www.macquarie.com.au/personal

by phone
Call 133 275 to make a phone transaction

transfers from another bank account
Transfer funds from another bank to this account:
BSB 182 222
ACCOUNT NO. 120485099

deposits using BPay
From another bank



Bill code: 20206
Ref: 120 485 099

continued on next



Macquarie Cash Management Account

MACQUARIE BANK LIMITED
ABN 46 008 583 542 AFSL 237502

enquiries 1800 806 310
transact@macquarie.com
www.macquarie.com.au

GPO Box 2520
Sydney, NSW 2001



STEVENSON SUPERANNUATION PTY LTD
GPO BOX 7019
SYDNEY NSW 2001

1 Shelley Street
Sydney, NSW 2000

account balance **\$22,273.10**
as at 31 Oct 20

account name STEVENSON SUPERANNUATION PTY LTD
ATF STEVENSON RETIREMENT FUND
account no. 120485099

transaction	description	debits	credits	balance
30.09.20	OPENING BALANCE			24,275.60
01.10.20	Fees & charges PAPER STATEMENT FEE	2.50		24,273.10
28.10.20	Funds transfer R/P TO ANZ S J STEVENSON	2,000.00		22,273.10
	CLOSING BALANCE AS AT 31 OCT 20	2,002.50	0.00	22,273.10

* Stepped interest rates for the period 1 October to 31 October: balances \$0.00 to \$4,999.99 earned 0.00%
balances \$5,000.00 and above earned 0.00%pa (31 days)

how to make a transaction

online
Log in to www.macquarie.com.au/personal

by phone
Call 133 275 to make a phone transaction

transfers from another bank account
Transfer funds from another bank to this account:
BSB 182 222
ACCOUNT NO. 120485099

deposits using BPay
From another bank



Bill code: 20206
Ref: 120 485 099

continued on next



Macquarie Cash Management Account

MACQUARIE BANK LIMITED
ABN 46 008 583 542 AFSL 237502

enquiries 1800 806 310
transact@macquarie.com
www.macquarie.com.au

GPO Box 2520
Sydney, NSW 2001



STEVENSON SUPERANNUATION PTY LTD
GPO BOX 7019
SYDNEY NSW 2001

1 Shelley Street
Sydney, NSW 2000

account balance **\$24,275.60**
as at 30 Sep 20

account name STEVENSON SUPERANNUATION PTY LTD
ATF STEVENSON RETIREMENT FUND
account no. 120485099

transaction	description	debits	credits	balance
31.08.20	OPENING BALANCE			26,276.97
01.09.20	Fees & charges PAPER STATEMENT FEE	2.50		26,274.47
28.09.20	Funds transfer R/P TO ANZ S J STEVENSON	2,000.00		24,274.47
30.09.20	Interest MACQUARIE CMA INTEREST PAID*		1.13	24,275.60
	CLOSING BALANCE AS AT 30 SEP 20	2,002.50	1.13	24,275.60

* Stepped interest rates for the period 1 September to 30 September: balances \$0.00 to \$4,999.99 earned 0.05% balances \$5,000.00 and above earned 0.05%pa (30 days)

how to make a transaction

online
Log in to www.macquarie.com.au/personal

by phone
Call 133 275 to make a phone transaction


transfers from another bank account
Transfer funds from another bank to this account:
BSB 182 222
ACCOUNT NO. 120485099

deposits using BPay
From another bank



Bill code: 20206
Ref: 120 485 099

continued on next



MACQUARIE

MACQUARIE BANK LIMITED
ABN 46 008 583 542 AFSL 237502enquiries 1800 806 310
transact@macquarie.com
www.macquarie.com.auGPO Box 2520
Sydney, NSW 2001STEVENSON SUPERANNUATION PTY LTD
GPO BOX 7019
SYDNEY NSW 20011 Shelley Street
Sydney, NSW 2000account balance **\$26,276.97**
as at 31 Aug 20account name STEVENSON SUPERANNUATION PTY LTD
ATF STEVENSON RETIREMENT FUND
account no. 120485099

transaction	description	debits	credits	balance
31.07.20	OPENING BALANCE			28,278.24
03.08.20	Fees & charges PAPER STATEMENT FEE	2.50		28,275.74
28.08.20	Funds transfer R/P TO ANZ S J STEVENSON	2,000.00		26,275.74
31.08.20	Interest MACQUARIE CMA INTEREST PAID*		1.23	26,276.97
	CLOSING BALANCE AS AT 31 AUG 20	2,002.50	1.23	26,276.97

* Stepped interest rates for the period 1 August to 31 August: balances \$0.00 to \$4,999.99 earned 0.05%
balances \$5,000.00 and above earned 0.05%pa (31 days)**how to make a transaction****online**Log in to www.macquarie.com.au/personal**by phone**

Call 133 275 to make a phone transaction

transfers from another bank account

Transfer funds from another bank to this account:

BSB 182 222

ACCOUNT NO. 120485099

deposits using BPay

From another bank

Biller code: 20206
Ref: 120 485 099

continued on next



Macquarie Cash Management Account

MACQUARIE BANK LIMITED
ABN 46 008 583 542 AFSL 237502

enquiries 1800 806 310
transact@macquarie.com
www.macquarie.com.au

GPO Box 2520
Sydney, NSW 2001



016 23470

STEVENSON SUPERANNUATION PTY LTD
GPO BOX 7019
SYDNEY NSW 2001

1 Shelley Street
Sydney, NSW 2000

account balance **\$28,278.24**
as at 31 Jul 20

account name STEVENSON SUPERANNUATION PTY LTD
ATF STEVENSON RETIREMENT FUND
account no. 120485099

transaction	description	debits	credits	balance
30.06.20	OPENING BALANCE			30,663.49
01.07.20	Fees & charges PAPER STATEMENT FEE	2.50		30,660.99
03.07.20	Cheque CHEQUE WITHDRAWAL 000138	54.00		30,606.99
06.07.20	Cheque CHEQUE WITHDRAWAL 000139	330.00		30,276.99
28.07.20	Funds transfer R/P TO ANZ S J STEVENSON	2,000.00		28,276.99
31.07.20	Interest MACQUARIE CMA INTEREST PAID*		1.25	28,278.24
	CLOSING BALANCE AS AT 31 JUL 20	2,386.50	1.25	28,278.24

* Stepped interest rates for the period 1 July to 31 July: balances \$0.00 to \$4,999.99 earned 0.05% balances \$5,000.00 and above earned 0.05%pa (31 days)

how to make a transaction

online
Log in to www.macquarie.com.au/personal

by phone
Call 133 275 to make a phone transaction

transfers from another bank account
Transfer funds from another bank to this account:
BSB 182 222
ACCOUNT NO. 120485099

deposits using BPay
From another bank



Biller code: 20206
Ref: 120 485 099

continued on next