

---

Financial statements and reports for the year ended  
30 June 2021

Mason Superannuation Fund

# Mason Superannuation Fund

## Reports Index

---

Statement of Financial Position

Operating Statement

Statement of Taxable Income

Notes to the Financial Statements

Investment Summary

Market Movement

Investment Income

Members Statement

Compilation Report

Trustees Declaration

Trustee Minute / Resolution

# Mason Superannuation Fund

## Statement of Financial Position

As at 30 June 2021

	Note	2021 \$	2020 \$
<b>Assets</b>			
<b>Investments</b>			
Managed Investments (Australian)	2	1,049,823.96	817,477.55
Shares in Listed Companies (Australian)	3	23,432.19	131,949.40
<b>Total Investments</b>		<u>1,073,256.15</u>	<u>949,426.95</u>
<b>Other Assets</b>			
Distributions Receivable		22,061.47	6,285.99
Commonwealth Bank#1697		75,447.14	155,134.84
Income Tax Refundable		3,424.53	6,566.62
<b>Total Other Assets</b>		<u>100,933.14</u>	<u>167,987.45</u>
<b>Total Assets</b>		<u>1,174,189.29</u>	<u>1,117,414.40</u>
<b>Net assets available to pay benefits</b>		<u>1,174,189.29</u>	<u>1,117,414.40</u>
Represented by:			
<b>Liability for accrued benefits allocated to members' accounts</b>			
	5, 6		
Mason, Paul - Pension (Account Based Pension)		1,089,437.24	1,016,756.45
Mason, Josephine - Pension (Account Based Pension)		84,752.05	100,657.95
<b>Total Liability for accrued benefits allocated to members' accounts</b>		<u>1,174,189.29</u>	<u>1,117,414.40</u>

# Mason Superannuation Fund

## Operating Statement

For the year ended 30 June 2021

	Note	2021 \$	2020 \$
<b>Income</b>			
<b>Investment Income</b>			
Trust Distributions	9	37,101.22	19,405.59
Dividends Received	8	246.39	7,957.55
Interest Received		131.83	1,404.69
<b>Investment Gains</b>			
Changes in Market Values	10	202,615.92	(73,252.57)
<b>Total Income</b>		<u>240,095.36</u>	<u>(44,484.74)</u>
<b>Expenses</b>			
Accountancy Fees		6,138.00	5,987.30
ASIC Fees		648.00	54.00
ATO Supervisory Levy		259.00	259.00
Auditor's Remuneration		0.00	938.30
		<u>7,045.00</u>	<u>7,238.60</u>
<b>Member Payments</b>			
Pensions Paid		179,700.00	81,700.00
<b>Total Expenses</b>		<u>186,745.00</u>	<u>88,938.60</u>
<b>Benefits accrued as a result of operations before income tax</b>			
		<u>53,350.36</u>	<u>(133,423.34)</u>
Income Tax Expense	11	(3,424.53)	(6,566.62)
<b>Benefits accrued as a result of operations</b>		<u>56,774.89</u>	<u>(126,856.72)</u>

# Mason Superannuation Fund

## Statement of Taxable Income

For the year ended 30 June 2021

	2021
	\$
Benefits accrued as a result of operations	53,350.36
<b>Less</b>	
Increase in MV of investments	194,829.85
Exempt current pension income	34,841.00
Realised Accounting Capital Gains	7,786.07
Accounting Trust Distributions	37,101.22
	<u>274,558.14</u>
<b>Add</b>	
SMSF non deductible expenses	7,045.00
Pension Payments	179,700.00
Franking Credits	3,424.53
Foreign Credits	1,147.87
Taxable Trust Distributions	22,688.99
Distributed Foreign income	7,203.04
	<u>221,209.43</u>
SMSF Annual Return Rounding	(1.65)
	<u>0.00</u>
<b>Taxable Income or Loss</b>	<u>0.00</u>
Income Tax on Taxable Income or Loss	0.00
<b>Less</b>	
Franking Credits	3,424.53
	<u>(3,424.53)</u>
<b>CURRENT TAX OR REFUND</b>	<u>(3,424.53)</u>
Supervisory Levy	259.00
	<u>(3,165.53)</u>
<b>AMOUNT DUE OR REFUNDABLE</b>	<u>(3,165.53)</u>

\* Distribution tax components review process has not been completed for the financial year.

# Notes to the Financial Statements

For the year ended 30 June 2021

---

## Note 1: Summary of Significant Accounting Policies

### Basis of Preparation

These general purpose financial statements have been prepared in accordance with Australian Accounting Standard AASB 1056: Superannuation Entities, other applicable Accounting Standards, the provisions of the trust deed and the requirements of the Superannuation Industry (Supervision) Act 1993 and associated Regulations. The Fund is a for-profit entity for financial reporting purposes under Australian Accounting Standards.

International Financial Reporting Standards (IFRSs) form the basis of Australian Accounting Standards adopted by the Australian Accounting Standards Board. The financial statements of the Fund do not comply with IFRSs due to the requirements of AASB 1056.

The financial statements, except for the cash flow information, have been prepared on an accruals basis and are presented in Australian dollars, being the functional currency of the Fund. The amounts presented in the financial statements have been rounded to the nearest dollar. Material accounting policies adopted in the preparation of these financial statements are presented below and have been consistently applied unless stated otherwise.

### a. Fair Value of Assets and Liabilities

The Fund measures its assets and liabilities (except tax and insurance-related items, employer-sponsor receivables and member benefits) at fair value through profit and loss on a recurring basis.

Fair value is the price the Fund would receive to sell an asset or would have to pay to transfer a liability in an orderly (ie unforced) transaction between independent, knowledgeable and willing market participants at the measurement date.

As fair value is a market-based measure, the closest equivalent observable market pricing information is used to determine fair value. Adjustments to market values may be made having regard to the characteristics of the specific asset or liability. The fair values of assets and liabilities that are not traded in an active market are determined using one or more valuation techniques. These valuation techniques maximise, to the extent possible, the use of observable market data.

To the extent possible, market information is extracted from either the principal market for the asset or liability (ie the market with the greatest volume and level of activity for the asset or liability) or, in the absence of such a market, the most advantageous market available to the entity at the end of the reporting period (ie the market that maximises the receipts from the sale of the asset or minimises the payments made to transfer the liability, after taking into account transaction costs and transport costs).

Based on the above approach, fair values of investments have been determined as follows:

- (i) shares in listed companies, government securities and corporate bonds by reference to the relevant market quotations at the end of the reporting period;
- (ii) mortgage bonds through the income approach using the discounted cash flow techniques; and
- (iii) units in managed funds by reference to the unit redemption price at the end of the reporting period.

Other assets and liabilities, which are all current in nature, are carried at the gross value of the outstanding balances of amounts due to be received or paid, which represents their fair value.

### b. Financial Instruments

#### Initial recognition and measurement

Financial assets and financial liabilities are recognised when the entity becomes a party to the contractual provisions to the instrument. For financial assets, this is equivalent to the date that the entity commits itself to either the purchase or sale of the asset (ie trade date accounting is adopted).

Financial instruments (except for trade receivables) are initially measured at fair value plus transaction costs, except where the instrument is classified "at fair value through profit or loss", in which case transaction costs are expensed to profit or loss immediately. Where available, quoted prices in an active market are used to determine fair value. In other circumstances, valuation techniques are adopted.

# Notes to the Financial Statements

For the year ended 30 June 2021

---

## Derecognition of financial instruments

Derecognition refers to the removal of a previously recognised financial asset or financial liability from the statement of financial position.

### Derecognition of financial assets

A financial asset is derecognised when the holder's contractual rights to its cash flows expires, or the asset is transferred in such a way that all the risks and rewards of ownership are substantially transferred.

### Derecognition of financial liabilities

A liability is derecognised when it is extinguished (ie when the obligation in the contract is discharged, cancelled or expires). An exchange of an existing financial liability for a new one with substantially modified terms, or a substantial modification to the terms of a financial liability, is treated as an extinguishment of the existing liability and recognition of a new financial liability.

## c. Liability for Members' Accrued Benefits

The liability for members' accrued benefits represents the Fund's present obligation to pay benefits to members and beneficiaries, and has been measured as the amount of member account balances as at the reporting date.

## d. Members' Vested Benefits

Members' Vested benefits are benefits that are not conditional upon continued membership of the Fund and include benefits that members are entitled to receive had they terminated their membership of the Fund at the end of the reporting period.

## e. Other Payables

Other payables include trade debtors and benefits payable. Other payables are payable on demand or within a short timeframe of less than 60 days.

## f. No Tax File Number (TFN) Contributions Tax

Where a member's TFN is not provided to the Fund, the Fund may be required to pay no-TFN contributions tax at a rate of 32% on contributions received from and on behalf of the member. The no-TFN contributions tax applies in addition to the concessional contributions tax rate of 15% applicable to such contributions.

A no-TFN contributions tax liability recognised by the Fund will be charged to the relevant member's account. Where a tax offset is obtained by the Fund in relation to the member's no-TFN contributions tax liability, the tax offset will be included in the relevant member's account.

## g. Cash and Cash Equivalents

Cash and cash equivalents include cash on hand and at call, deposits held at call with banks and short-term, highly liquid investments that are readily convertible to cash and are subject to an insignificant risk of changes in value.

## h. Revenue

Revenue is recognised at the fair value of the consideration received or receivable.

### Interest revenue

Interest revenue is recognised using the effective interest method, which for floating rate financial assets is the rate inherent in the instrument.

Interest income includes the amortisation of any discount or premium, transaction costs and any other differences between the initial carrying amount of the interest-bearing instrument to which it relates and the amount of the interest-bearing instrument at maturity calculated on an effective interest rate basis.

# Notes to the Financial Statements

For the year ended 30 June 2021

## Dividend revenue

Dividend revenue is recognised on the date the shares are quoted ex-dividend and, if not received at the end of the reporting period, is reflected in the statement of financial position as a receivable at fair value.

## Distribution revenue

Distributions from managed investment schemes are recognised as at the date the unit value is quoted ex-distributions and, if not received at the end of the reporting period, are reflected in the statement of financial position as a receivable at fair value.

## i. Comparative Figures

When required by Accounting Standards, comparative figures have been adjusted to conform to changes in presentation for the current financial year.

Where the Fund retrospectively applies an accounting policy, makes a retrospective restatement or reclassifies items in its financial statements, a third statement of financial position as at the beginning of the preceding period, in addition to the minimum comparative financial statement, is presented.

## j. Critical Accounting Estimates and Judgements

The preparation of financial statements requires management to make judgements, estimates and assumptions that affect the application of accounting policies and the reported amounts of assets and liabilities, income and expenses. Actual results may differ from these estimates.

Estimates and underlying assumptions are reviewed on an ongoing basis. Revisions to accounting estimates are recognised in the period in which the estimate is revised and in any future period affected.

## Note 2: Managed Investments (Australian)

	2021 \$	2020 \$
Spdr Dow Jones Global Real Estate Fund	32,041.88	26,166.58
Ishares Core Composite Bond Etf	31,956.24	32,855.82
Ishares Msci Emerging Markets Etf	36,614.72	29,254.08
Ishares S&p/asx Small Ordinaries Etf	33,585.84	25,821.99
Ishares S&p 500 Etf	28,637.00	22,318.50
Vaneck Australian Equal Weight Etf	99,281.04	72,169.40
Betashares Ftse Rafi Australia 200 Etf	101,177.84	78,686.46
Vaneck Msci International Quality Etf	104,482.08	83,090.16
Spdr S&p/asx 200 Fund	138,698.34	111,875.28
Vanguard Australian Fixed Interest Index Etf	31,960.24	33,382.24
Vanguard Australian Property Securities Index Etf	33,843.26	25,944.38
Vanguard Australian Shares Index Etf	79,275.72	43,789.13
Vanguard Msci Index International Shares (hedged) Etf	144,307.02	109,103.08
Vanguard Ftse Emerging Markets Shares Etf	72,065.34	58,065.30



Mason Superannuation Fund

# Notes to the Financial Statements

For the year ended 30 June 2021

Vanguard Msci Index International Shares Etf	81,897.40	64,955.15
	<hr/>	<hr/>
	1,049,823.96	817,477.55
	<hr/>	<hr/>

**Note 3: Shares in Listed Companies (Australian)**

	2021 \$	2020 \$
Ramsay Health Care Limited	0.00	106,831.12
Vanguard All-world Ex-us Shares Index Etf	0.00	15,246.00
Vanguard Us Total Market Shares Index Etf	23,432.19	9,872.28
	<hr/>	<hr/>
	23,432.19	131,949.40
	<hr/>	<hr/>

**Note 4: Banks and Term Deposits**

	2021 \$	2020 \$
<b>Banks</b>		
Commonwealth Bank#1697	75,447.14	155,134.84
	<hr/>	<hr/>
	75,447.14	155,134.84
	<hr/>	<hr/>

**Note 5: Liability for Accrued Benefits**

	2021 \$	2020 \$
Liability for accrued benefits at beginning of year	1,117,414.40	0.00
Benefits accrued as a result of operations	56,774.89	(126,856.72)
Current year member movements	0.00	1,244,271.12
	<hr/>	<hr/>
Liability for accrued benefits at end of year	1,174,189.29	1,117,414.40
	<hr/>	<hr/>

**Note 6: Vested Benefits**

Vested benefits are benefits that are not conditional upon continued membership of the fund (or any factor other than resignation from the plan) and include benefits which members were entitled to receive had they terminated their fund membership as at the end of the reporting period.

	2021 \$	2020 \$
Vested Benefits	<hr/> 1,174,189.29	<hr/> 1,117,414.40
	<hr/>	<hr/>

**Note 7: Guaranteed Benefits**

No guarantees have been made in respect of any part of the liability for accrued benefits.

Mason Superannuation Fund

# Notes to the Financial Statements

For the year ended 30 June 2021

**Note 8: Dividends**

	2021 \$	2020 \$
Argo Global Listed Infrastructure Limited	0.00	400.00
Commonwealth Bank Of Australia.	0.00	1,963.50
QBE Insurance Group Limited(Sharon)	0.00	1,099.25
Ramsay Health Care Limited	0.00	2,473.24
Telstra Corporation Limited.	0.00	1,106.64
Vanguard All-world Ex-us Shares Index Etf	128.82	845.79
Vanguard Us Total Market Shares Index Etf	117.57	69.13
	246.39	7,957.55

**Note 9: Trust Distributions**

	2021 \$	2020 \$
Vanguard Msci Index International Shares (hedged) Etf	15,036.50	0.00
Ishares Core Composite Bond Etf	523.66	689.94
Betashares Ftse Rafi Australia 200 Etf	3,993.42	2,960.34
Spdr S&p/asx 200 Fund	3,830.37	2,964.36
Vaneck Msci International Quality Etf	1,012.32	932.40
Vanguard Australian Property Securities Index Etf	1,554.30	1,049.12
Ishares S&p/asx Small Ordinaries Etf	2,267.14	768.53
Vanguard Ftse Emerging Markets Shares Etf	1,158.90	1,737.67
Ishares S&p 500 Etf	333.77	409.69
Vanguard Msci Index International Shares Etf	1,586.05	1,568.87
Vanguard Australian Shares Index Etf	1,502.47	846.26
Ishares Msci Emerging Markets Etf	524.26	708.63
Vaneck Australian Equal Weight Etf	2,138.52	2,988.16
Vanguard Australian Fixed Interest Index Etf	870.57	960.85
Spdr Dow Jones Global Real Estate Fund	768.97	820.77
	37,101.22	19,405.59

**Note 10: Changes in Market Values**

**Unrealised Movements in Market Value**

2021 \$	2020 \$
------------	------------

Mason Superannuation Fund

# Notes to the Financial Statements

For the year ended 30 June 2021

<b>Managed Investments (Australian)</b>		
Betashares Ftse Rafi Australia 200 Etf	22,491.38	0.00
Ishares Core Composite Bond Etf	(899.58)	0.00
Ishares Msci Emerging Markets Etf	7,360.64	0.00
Ishares S&p 500 Etf	6,318.50	0.00
Ishares S&p/asx Small Ordinaries Etf	7,763.85	0.00
Spdr Dow Jones Global Real Estate Fund	5,875.30	0.00
Spdr S&p/asx 200 Fund	26,823.06	0.00
Vaneck Australian Equal Weight Etf	17,112.83	0.00
Vaneck Msci International Quality Etf	21,391.92	0.00
Vanguard Australian Fixed Interest Index Etf	(1,422.00)	0.00
Vanguard Australian Property Securities Index Etf	7,898.88	0.00
Vanguard Australian Shares Index Etf	11,146.64	0.00
Vanguard Ftse Emerging Markets Shares Etf	14,000.04	0.00
Vanguard Msci Index International Shares (hedged) Etf	35,203.94	0.00
Vanguard Msci Index International Shares Etf	16,942.25	0.00
	<hr/>	<hr/>
	198,007.65	0.00
	<hr/>	<hr/>
<b>Other Revaluations</b>		
Other Revaluations	0.00	(73,252.57)
	<hr/>	<hr/>
	0.00	(73,252.57)
	<hr/>	<hr/>
<b>Shares in Listed Companies (Australian)</b>		
Ramsay Health Care Limited	(6,305.20)	0.00
Vanguard All-world Ex-us Shares Index Etf	(462.06)	0.00
Vanguard Us Total Market Shares Index Etf	3,589.46	0.00
	<hr/>	<hr/>
	(3,177.80)	0.00
	<hr/>	<hr/>
<b>Total Unrealised Movement</b>	194,829.85	(73,252.57)
	<hr/>	<hr/>
<b>Realised Movements in Market Value</b>		
	<b>2021</b>	<b>2020</b>
	<b>\$</b>	<b>\$</b>
<b>Shares in Listed Companies (Australian)</b>		
Ramsay Health Care Limited	5,769.96	0.00
Vanguard All-world Ex-us Shares Index Etf	2,016.11	0.00
	<hr/>	<hr/>
	7,786.07	0.00
	<hr/>	<hr/>

**Notes to the Financial Statements**

For the year ended 30 June 2021

<b>Total Realised Movement</b>	7,786.07	0.00
--------------------------------	----------	------

<b>Changes in Market Values</b>	202,615.92	(73,252.57)
---------------------------------	------------	-------------

**Note 11: Income Tax Expense**

	<b>2021</b>	<b>2020</b>
	\$	\$
The components of tax expense comprise		
Current Tax	(3,424.53)	(6,566.62)
Income Tax Expense	(3,424.53)	(6,566.62)

The prima facie tax on benefits accrued before income tax is reconciled to the income tax as follows:

Prima facie tax payable on benefits accrued before income tax at 15%	8,002.55	0.00
--	----------	------

Less:

Tax effect of:

Increase in MV of Investments	29,224.48	0.00
Exempt Pension Income	5,226.15	0.00
Realised Accounting Capital Gains	1,167.91	0.00
Accounting Trust Distributions	5,565.18	0.00

Add:

Tax effect of:

SMSF Non-Deductible Expenses	1,056.75	0.00
Pension Payments	26,955.00	0.00
Franking Credits	513.68	0.00
Foreign Credits	172.18	0.00
Taxable Trust Distributions	3,403.35	0.00
Distributed Foreign Income	1,080.46	0.00
Rounding	(0.25)	0.00

Less credits:

Franking Credits	3,424.53	0.00
------------------	----------	------

Current Tax or Refund	(3,424.53)	0.00
-----------------------	------------	------

# Mason Superannuation Fund

## Investment Summary Report

As at 30 June 2021

Investment	Units	Market Price	Market Value	Average Cost	Accounting Cost	Unrealised Gain/(Loss)	Gain/(Loss)%	Portfolio Weight%	
<b>Cash/Bank Accounts</b>									
Commonwealth Bank#1697		75,447.140000	75,447.14	75,447.14	75,447.14			6.57 %	
			<b>75,447.14</b>		<b>75,447.14</b>		<b>0.00 %</b>	<b>6.57 %</b>	
<b>Managed Investments (Australian)</b>									
QOZ.AX	Betashares Ftse Rafi Australia 200 Etf	6,674.00	15.160000	101,177.84	13.49	90,039.39	11,138.45	12.37 %	8.81 %
IAF.AX	Ishares Core Composite Bond Etf	282.00	113.320000	31,956.24	106.06	29,907.67	2,048.57	6.85 %	2.78 %
IEM.AX	Ishares Msci Emerging Markets Etf	496.00	73.820000	36,614.72	60.39	29,951.23	6,663.49	22.25 %	3.19 %
IVV.AX	Ishares S&p 500 Etf	50.00	572.740000	28,637.00	398.44	19,921.90	8,715.10	43.75 %	2.49 %
ISO.AX	Ishares S&p/asx Small Ordinaries Etf	5,751.00	5.840000	33,585.84	5.20	29,899.74	3,686.10	12.33 %	2.92 %
DJRE.AX	Spdr Dow Jones Global Real Estate Fund	1,433.00	22.360000	32,041.88	20.84	29,867.55	2,174.33	7.28 %	2.79 %
STW.AX	Spdr S&p/asx 200 Fund	2,046.00	67.790000	138,698.34	58.55	119,785.26	18,913.08	15.79 %	12.07 %
MVW.AX	Vaneck Australian Equal Weight Etf	2,994.00	33.160000	99,281.04	30.08	90,073.53	9,207.51	10.22 %	8.64 %
QUAL.AX	Vaneck Msci International Quality Etf	2,664.00	39.220000	104,482.08	26.27	69,992.88	34,489.20	49.28 %	9.10 %
VAF.AX	Vanguard Australian Fixed Interest Index Etf	632.00	50.570000	31,960.24	49.73	31,431.26	528.98	1.68 %	2.78 %
VAP.AX	Vanguard Australian Property Securities Index Etf	374.00	90.490000	33,843.26	80.09	29,952.61	3,890.65	12.99 %	2.95 %
VAS.AX	Vanguard Australian Shares Index Etf	843.00	94.040000	79,275.72	88.07	74,240.04	5,035.68	6.78 %	6.90 %
VGE.AX	Vanguard Ftse Emerging Markets Shares Etf	894.00	80.610000	72,065.34	67.03	59,926.50	12,138.84	20.26 %	6.27 %
VGAD.AX	Vanguard Msci Index International Shares (hedged) Etf	1,573.00	91.740000	144,307.02	65.43	102,923.68	41,383.34	40.21 %	12.56 %
VGS.AX	Vanguard Msci Index International Shares Etf	845.00	96.920000	81,897.40	67.59	57,113.76	24,783.64	43.39 %	7.13 %
			<b>1,049,823.96</b>		<b>865,027.00</b>		<b>184,796.96</b>	<b>21.36 %</b>	<b>91.39 %</b>
<b>Shares in Listed Companies (Australian)</b>									
VTS.AX	Vanguard Us Total Market Shares Index Etf	79.00	296.610000	23,432.19	250.38	19,780.40	3,651.79	18.46 %	2.04 %
			<b>23,432.19</b>		<b>19,780.40</b>		<b>3,651.79</b>	<b>18.46 %</b>	<b>2.04 %</b>

**Mason Superannuation Fund**  
**Investment Summary Report**

As at 30 June 2021

Investment	Units	Market Price	Market Value	Average Cost	Accounting Cost	Unrealised Gain/(Loss)	Gain/(Loss)%	Portfolio Weight%
			1,148,703.29		960,254.54	188,448.75	19.62 %	100.00 %

# Mason Superannuation Fund

## Market Movement Report

As at 30 June 2021

Investment	Date	Description	Unrealised				Realised			Total
			Units	Accounting Cost Movement	Market Movement	Depreciation	Balance	Consideration	Accounting Cost Base	
DJRE.AX - Spdr Dow Jones Global Real Estate Fund										
	01/07/2020	Opening Balance	1,433.00	0.00	0.00	0.00	26,166.58	0.00	0.00	0.00
	30/06/2021	Revaluation	0.00	0.00	5,875.30	0.00	32,041.88	0.00	0.00	0.00
	<b>30/06/2021</b>		<b>1,433.00</b>	<b>0.00</b>	<b>5,875.30</b>	<b>0.00</b>	<b>32,041.88</b>	<b>0.00</b>	<b>0.00</b>	<b>0.00</b>
IAF.AX - Ishares Core Composite Bond Etf										
	01/07/2020	Opening Balance	282.00	0.00	0.00	0.00	32,855.82	0.00	0.00	0.00
	30/06/2021	Revaluation	0.00	0.00	(899.58)	0.00	31,956.24	0.00	0.00	0.00
	<b>30/06/2021</b>		<b>282.00</b>	<b>0.00</b>	<b>(899.58)</b>	<b>0.00</b>	<b>31,956.24</b>	<b>0.00</b>	<b>0.00</b>	<b>0.00</b>
IEM.AX - Ishares Msci Emerging Markets Etf										
	01/07/2020	Opening Balance	496.00	0.00	0.00	0.00	29,254.08	0.00	0.00	0.00
	30/06/2021	Revaluation	0.00	0.00	7,360.64	0.00	36,614.72	0.00	0.00	0.00
	<b>30/06/2021</b>		<b>496.00</b>	<b>0.00</b>	<b>7,360.64</b>	<b>0.00</b>	<b>36,614.72</b>	<b>0.00</b>	<b>0.00</b>	<b>0.00</b>
ISO.AX - Ishares S&p/asx Small Ordinaries Etf										
	01/07/2020	Opening Balance	5,751.00	0.00	0.00	0.00	25,821.99	0.00	0.00	0.00
	30/06/2021	Revaluation	0.00	0.00	7,763.85	0.00	33,585.84	0.00	0.00	0.00
	<b>30/06/2021</b>		<b>5,751.00</b>	<b>0.00</b>	<b>7,763.85</b>	<b>0.00</b>	<b>33,585.84</b>	<b>0.00</b>	<b>0.00</b>	<b>0.00</b>
IVV.AX - Ishares S&p 500 Etf										
	01/07/2020	Opening Balance	50.00	0.00	0.00	0.00	22,318.50	0.00	0.00	0.00
	30/06/2021	Revaluation	0.00	0.00	6,318.50	0.00	28,637.00	0.00	0.00	0.00
	<b>30/06/2021</b>		<b>50.00</b>	<b>0.00</b>	<b>6,318.50</b>	<b>0.00</b>	<b>28,637.00</b>	<b>0.00</b>	<b>0.00</b>	<b>0.00</b>
MVW.AX - Vaneck Australian Equal Weight Etf										
	01/07/2020	Opening Balance	2,668.00	0.00	0.00	0.00	72,169.40	0.00	0.00	0.00
	12/03/2021	Purchase	326.00	9,998.81	0.00	0.00	82,168.21	0.00	0.00	0.00
	30/06/2021	Revaluation	0.00	0.00	17,112.83	0.00	99,281.04	0.00	0.00	0.00
	<b>30/06/2021</b>		<b>2,994.00</b>	<b>9,998.81</b>	<b>17,112.83</b>	<b>0.00</b>	<b>99,281.04</b>	<b>0.00</b>	<b>0.00</b>	<b>0.00</b>
QOZ.AX - Betashares Ftse Rafi Australia 200 Etf										
	01/07/2020	Opening Balance	6,674.00	0.00	0.00	0.00	78,686.46	0.00	0.00	0.00
	30/06/2021	Revaluation	0.00	0.00	22,491.38	0.00	101,177.84	0.00	0.00	0.00
	<b>30/06/2021</b>		<b>6,674.00</b>	<b>0.00</b>	<b>22,491.38</b>	<b>0.00</b>	<b>101,177.84</b>	<b>0.00</b>	<b>0.00</b>	<b>0.00</b>
QUAL.AX - Vaneck Msci International Quality Etf										
	01/07/2020	Opening Balance	2,664.00	0.00	0.00	0.00	83,090.16	0.00	0.00	0.00
	30/06/2021	Revaluation	0.00	0.00	21,391.92	0.00	104,482.08	0.00	0.00	0.00
	<b>30/06/2021</b>		<b>2,664.00</b>	<b>0.00</b>	<b>21,391.92</b>	<b>0.00</b>	<b>104,482.08</b>	<b>0.00</b>	<b>0.00</b>	<b>0.00</b>

# Mason Superannuation Fund

## Market Movement Report

As at 30 June 2021

Investment	Date	Description	Unrealised				Realised			Total
			Units	Accounting Cost Movement	Market Movement	Depreciation	Balance	Consideration	Accounting Cost Base	
RHC.AX - Ramsay Health Care Limited										
	01/07/2020	Opening Balance	1,606.00	0.00	0.00	0.00	106,831.12	0.00	0.00	0.00
	26/11/2020	Disposal	(800.00)	(50,075.18)	0.00	0.00	56,755.94	52,640.44	50,075.18	2,565.26
	26/11/2020	Writeback	0.00	0.00	(3,140.82)	0.00	53,615.12	0.00	0.00	0.00
	10/02/2021	Disposal	(806.00)	(50,450.74)	0.00	0.00	3,164.38	53,655.44	50,450.74	3,204.70
	10/02/2021	Writeback	0.00	0.00	(3,164.38)	0.00	0.00	0.00	0.00	0.00
	<b>30/06/2021</b>		<b>0.00</b>	<b>(100,525.92)</b>	<b>(6,305.20)</b>	<b>0.00</b>	<b>0.00</b>	<b>106,295.88</b>	<b>100,525.92</b>	<b>5,769.96</b>
STW.AX1 - Spdr S&p/asx 200 Fund										
	01/07/2020	Opening Balance	2,046.00	0.00	0.00	0.00	111,875.28	0.00	0.00	0.00
	30/06/2021	Revaluation	0.00	0.00	26,823.06	0.00	138,698.34	0.00	0.00	0.00
	<b>30/06/2021</b>		<b>2,046.00</b>	<b>0.00</b>	<b>26,823.06</b>	<b>0.00</b>	<b>138,698.34</b>	<b>0.00</b>	<b>0.00</b>	<b>0.00</b>
VAF.AX2 - Vanguard Australian Fixed Interest Index Etf										
	01/07/2020	Opening Balance	632.00	0.00	0.00	0.00	33,382.24	0.00	0.00	0.00
	30/06/2021	Revaluation	0.00	0.00	(1,422.00)	0.00	31,960.24	0.00	0.00	0.00
	<b>30/06/2021</b>		<b>632.00</b>	<b>0.00</b>	<b>(1,422.00)</b>	<b>0.00</b>	<b>31,960.24</b>	<b>0.00</b>	<b>0.00</b>	<b>0.00</b>
VAP.AX2 - Vanguard Australian Property Securities Index Etf										
	01/07/2020	Opening Balance	374.00	0.00	0.00	0.00	25,944.38	0.00	0.00	0.00
	30/06/2021	Revaluation	0.00	0.00	7,898.88	0.00	33,843.26	0.00	0.00	0.00
	<b>30/06/2021</b>		<b>374.00</b>	<b>0.00</b>	<b>7,898.88</b>	<b>0.00</b>	<b>33,843.26</b>	<b>0.00</b>	<b>0.00</b>	<b>0.00</b>
VAS.AX2 - Vanguard Australian Shares Index Etf										
	01/07/2020	Opening Balance	583.00	0.00	0.00	0.00	43,789.13	0.00	0.00	0.00
	09/06/2021	Purchase	260.00	24,339.95	0.00	0.00	68,129.08	0.00	0.00	0.00
	30/06/2021	Revaluation	0.00	0.00	11,146.64	0.00	79,275.72	0.00	0.00	0.00
	<b>30/06/2021</b>		<b>843.00</b>	<b>24,339.95</b>	<b>11,146.64</b>	<b>0.00</b>	<b>79,275.72</b>	<b>0.00</b>	<b>0.00</b>	<b>0.00</b>
VEU.AX1 - Vanguard All-world Ex-us Shares Index Etf										
	01/07/2020	Opening Balance	220.00	0.00	0.00	0.00	15,246.00	0.00	0.00	0.00
	25/11/2020	Disposal	(220.00)	(14,783.94)	0.00	0.00	462.06	16,800.05	14,783.94	2,016.11
	25/11/2020	Writeback	0.00	0.00	(462.06)	0.00	0.00	0.00	0.00	0.00
	<b>30/06/2021</b>		<b>0.00</b>	<b>(14,783.94)</b>	<b>(462.06)</b>	<b>0.00</b>	<b>0.00</b>	<b>16,800.05</b>	<b>14,783.94</b>	<b>2,016.11</b>
VGAD.AX1 - Vanguard Msci Index International Shares (hedged) Etf										
	01/07/2020	Opening Balance	1,573.00	0.00	0.00	0.00	109,103.08	0.00	0.00	0.00
	30/06/2021	Revaluation	0.00	0.00	35,203.94	0.00	144,307.02	0.00	0.00	0.00
	<b>30/06/2021</b>		<b>1,573.00</b>	<b>0.00</b>	<b>35,203.94</b>	<b>0.00</b>	<b>144,307.02</b>	<b>0.00</b>	<b>0.00</b>	<b>0.00</b>



# Mason Superannuation Fund

## Market Movement Report

As at 30 June 2021

Investment	Date	Description	Unrealised				Realised			Total
			Units	Accounting Cost Movement	Market Movement	Depreciation	Balance	Consideration	Accounting Cost Base	
VGE.AX2 - Vanguard Ftse Emerging Markets Shares Etf										
	01/07/2020	Opening Balance	894.00	0.00	0.00	0.00	58,065.30	0.00	0.00	0.00
	30/06/2021	Revaluation	0.00	0.00	14,000.04	0.00	72,065.34	0.00	0.00	0.00
	<b>30/06/2021</b>		<b>894.00</b>	<b>0.00</b>	<b>14,000.04</b>	<b>0.00</b>	<b>72,065.34</b>	<b>0.00</b>	<b>0.00</b>	<b>0.00</b>
VGS.AX2 - Vanguard Msci Index International Shares Etf										
	01/07/2020	Opening Balance	845.00	0.00	0.00	0.00	64,955.15	0.00	0.00	0.00
	30/06/2021	Revaluation	0.00	0.00	16,942.25	0.00	81,897.40	0.00	0.00	0.00
	<b>30/06/2021</b>		<b>845.00</b>	<b>0.00</b>	<b>16,942.25</b>	<b>0.00</b>	<b>81,897.40</b>	<b>0.00</b>	<b>0.00</b>	<b>0.00</b>
VTS.AX - Vanguard Us Total Market Shares Index Etf										
	01/07/2020	Opening Balance	44.00	0.00	0.00	0.00	9,872.28	0.00	0.00	0.00
	16/06/2021	Purchase	35.00	9,970.45	0.00	0.00	19,842.73	0.00	0.00	0.00
	30/06/2021	Revaluation	0.00	0.00	3,589.46	0.00	23,432.19	0.00	0.00	0.00
	<b>30/06/2021</b>		<b>79.00</b>	<b>9,970.45</b>	<b>3,589.46</b>	<b>0.00</b>	<b>23,432.19</b>	<b>0.00</b>	<b>0.00</b>	<b>0.00</b>
<b>Total Market Movement</b>					<b>194,829.85</b>				<b>7,786.07</b>	<b>202,615.92</b>

# Mason Superannuation Fund

## Investment Income Report

As at 30 June 2021

Investment		Total Income	Franked	Unfranked	Interest/ Other	Franking Credits	Foreign Income	Foreign Credits * 1	Assessable Income (Excl. Capital Gains) * 2	TFN Credits	Other Deductions	Distributed Capital Gains	Non-Assessable Payments
<b>Bank Accounts</b>													
	Commonwealth Bank#1697	131.83			131.83	0.00	0.00	0.00	131.83			0.00	0.00
		<b>131.83</b>			<b>131.83</b>	<b>0.00</b>	<b>0.00</b>	<b>0.00</b>	<b>131.83</b>			<b>0.00</b>	<b>0.00</b>
<b>Managed Investments (Australian)</b>													
QOZ.AX	Betashares Ftse Rafi Australia 200 Etf	3,993.42	1,972.59	228.01	139.68	951.41	41.85	6.24	3,339.78		0.00	1,584.00	27.29
IAF.AX	Ishares Core Composite Bond Etf	523.66	0.00	0.00	493.02	0.00	30.64	0.00	523.66		0.00	0.00	0.00
IEM.AX	Ishares Msci Emerging Markets Etf	524.26	0.00	0.00		0.00	415.46	72.68	488.14		0.00	108.80	0.00
IVV.AX	Ishares S&p 500 Etf	333.77	0.00	0.00		0.00	316.21	56.19	372.40		0.00	17.56	0.00
ISO.AX	Ishares S&p/asx Small Ordinaries Etf	2,267.14	282.90	55.11	79.92	160.11	24.29	4.26	606.59		0.00	1,747.90	77.02
DJRE.AX	Spdr Dow Jones Global Real Estate Fund	768.97	0.57	2.30	8.54	0.29	752.83	92.72	857.25		0.00	0.00	4.73
STW.AX	Spdr S&p/asx 200 Fund	3,830.37	2,697.57	387.18	359.77	1,200.18	121.35	2.48	4,768.53		0.00	187.78	76.72
MVW.AX	Vaneck Australian Equal Weight Etf	2,138.52	1,258.10	312.23	196.31	625.30	30.79	0.86	2,423.59		0.00	0.00	341.09
QUAL.AX	Vaneck Msci International Quality Etf	1,012.32				0.00	906.63	154.08	1,060.71		0.00	2,705.32	(2,599.63)
VAF.AX	Vanguard Australian Fixed Interest Index Etf	870.57	0.00	710.26	81.97	0.00	78.34	0.00	870.57		0.00	0.00	0.00
VAP.AX	Vanguard Australian Property Securities Index Etf	1,554.30	24.00	22.76	795.44	0.00	7.77	0.39	850.36		0.00	690.51	13.82
VAS.AX	Vanguard Australian Shares Index Etf	1,502.47	1,077.47	170.34	118.16	487.24	46.84	1.52	1,901.57		0.00	89.66	0.00
VGE.AX	Vanguard Ftse Emerging Markets Shares Etf	1,158.90	0.00	0.00	20.55	0.00	992.61	217.04	1,230.20		0.00	145.74	0.00
VGAD.AX	Vanguard Msci Index International Shares (hedged) Etf	15,036.50	0.00	0.00	11,192.52	0.00	2,338.50	270.42	13,801.44		0.00	1,505.48	0.00
VGS.AX	Vanguard Msci Index International Shares Etf	1,586.05	0.00	0.00	1.72	0.00	1,098.93	163.40	1,264.05		0.00	485.40	0.00
		<b>37,101.22</b>	<b>7,313.20</b>	<b>1,888.19</b>	<b>13,487.60</b>	<b>3,424.53</b>	<b>7,203.04</b>	<b>1,042.28</b>	<b>34,358.84</b>		<b>0.00</b>	<b>9,268.15</b>	<b>(2,058.96)</b>
<b>Shares in Listed Companies (Australian)</b>													
VEU.AX	Vanguard All-world Ex-us Shares Index Etf	128.82	0.00	0.00		0.00	128.82	55.21	184.03		0.00		
VTS.AX	Vanguard Us Total Market Shares Index Etf	117.57	0.00	0.00		0.00	117.57	50.38	167.95		0.00		

# Mason Superannuation Fund Investment Income Report

As at 30 June 2021

Investment	Total Income	Franked	Unfranked	Interest/ Other	Franking Credits	Foreign Income	Foreign Credits * 1	Assessable Income	TFN Credits	Other Deductions	Distributed Capital Gains	Non- Assessable Payments
								(Excl. Capital Gains) * 2				
	246.39	0.00	0.00		0.00	246.39	105.59	351.98		0.00		
	37,479.44	7,313.20	1,888.19	13,619.43	3,424.53	7,449.43	1,147.87	34,842.65		0.00	9,268.15	(2,058.96)

Assessable Income (Excl. Capital Gains) **34,842.65**

Net Capital Gain **6,200.27**

**Total Assessable Income 41,042.92**

\* 1 Includes foreign credits from foreign capital gains.

\* 2 Assessable Income in the SMSF Annual Return will be different as capital gains and losses from disposals of assets have not been included.

For a breakdown of Distributed Capital Gains and Non-Assessable Payments refer to Distributions Reconciliation Report.

# Mason Superannuation Fund Members Statement

Paul Mason  
8 Bluegum Way  
Menai, New South Wales, 2234, Australia

## Your Details

Date of Birth : 19/05/1951  
Age: 70  
Tax File Number: 125782276  
Date Joined Fund: 30/07/2003  
Service Period Start Date: 30/06/1977  
Date Left Fund:  
Member Code: MASPAU00003A  
Account Start Date 30/07/2003  
Account Phase: Accumulation Phase  
Account Description: Accumulation

Nominated Beneficiaries N/A

Vested Benefits  
Total Death Benefit

## Your Balance

### Total Benefits

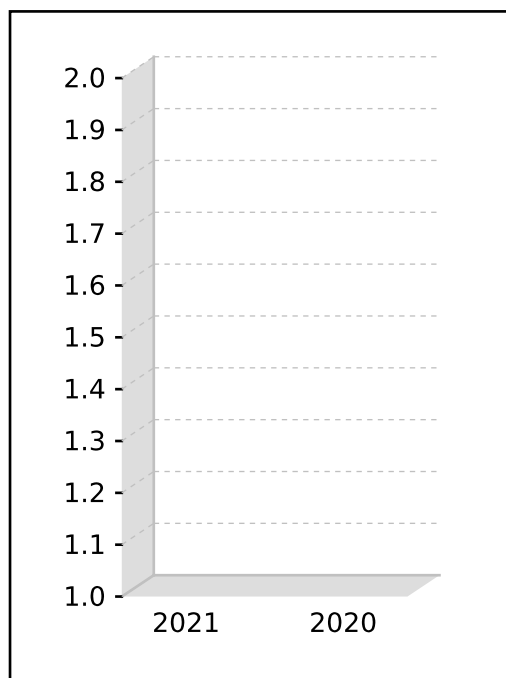
#### Preservation Components

Preserved  
Unrestricted Non Preserved  
Restricted Non Preserved

#### Tax Components

Tax Free  
Taxable

Investment Earnings Rate 0%



## Your Detailed Account Summary

	This Year	Last Year
Opening balance at 01/07/2020		
<u>Increases to Member account during the period</u>		
Employer Contributions		
Personal Contributions (Concessional)		
Personal Contributions (Non Concessional)		
Government Co-Contributions		
Other Contributions		
Proceeds of Insurance Policies		
Transfers In		
Net Earnings		
Internal Transfer In		
<u>Decreases to Member account during the period</u>		
Pensions Paid		
Contributions Tax		
Income Tax		
No TFN Excess Contributions Tax		
Excess Contributions Tax		
Refund Excess Contributions		
Division 293 Tax		
Insurance Policy Premiums Paid		
Management Fees		
Member Expenses		
Benefits Paid/Transfers Out		
Superannuation Surcharge Tax		
Internal Transfer Out		
Closing balance at 30/06/2021	0.00	0.00

# Mason Superannuation Fund

## Members Statement

---

### Trustee's Disclaimer

This statement has been prepared by the Trustee for the member whose name appears at the top of this statement. Every effort has been made by the Trustee to ensure the accuracy and completeness of this Statement. The Trustee does not accept any liability for any error, omission or misprint. All amounts shown in relation to benefits do not take into account any amounts which may be withheld to satisfy the requirements imposed by the Income Tax Assessment Act 1936.

Signed by all the trustees of the fund

---

Paul Mason  
Director

---

Josephine Mason  
Director

# Mason Superannuation Fund Members Statement

Paul Mason  
8 Bluegum Way  
Menai, New South Wales, 2234, Australia

## Your Details

Date of Birth : 19/05/1951  
Age: 70  
Tax File Number: 125782276  
Date Joined Fund: 30/07/2003  
Service Period Start Date: 30/06/1977  
Date Left Fund:  
Member Code: MASPAU00004P  
Account Start Date: 30/06/2020  
Account Phase: Retirement Phase  
Account Description: Account Based Pension

Nominated Beneficiaries N/A  
Vested Benefits 1,089,437.24  
Total Death Benefit 1,089,437.24

## Your Balance

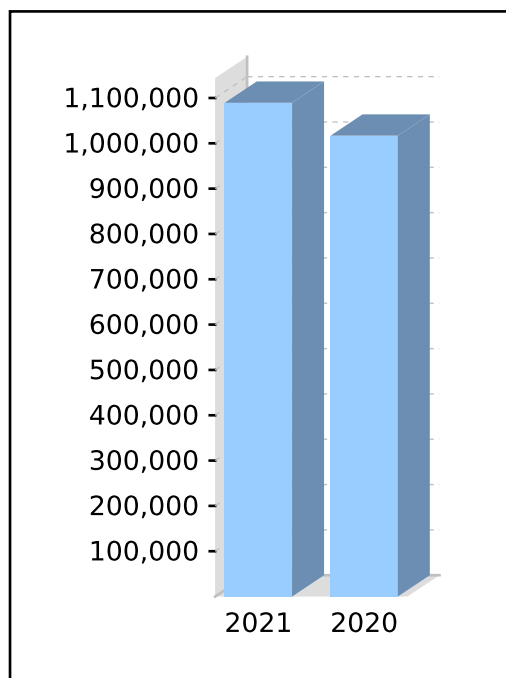
Total Benefits 1,089,437.24

### Preservation Components

Preserved  
Unrestricted Non Preserved 1,089,437.24  
Restricted Non Preserved

### Tax Components

Tax Free (15.04%) 163,848.61  
Taxable 925,588.63  
Investment Earnings Rate 23.23%



## Your Detailed Account Summary

	This Year	Last Year
Opening balance at 01/07/2020	1,016,756.45	1,016,756.45
<u>Increases to Member account during the period</u>		
Employer Contributions		
Personal Contributions (Concessional)		
Personal Contributions (Non Concessional)		
Government Co-Contributions		
Other Contributions		
Proceeds of Insurance Policies		
Transfers In		
Net Earnings	218,100.79	
Internal Transfer In		
<u>Decreases to Member account during the period</u>		
Pensions Paid	145,420.00	
Contributions Tax		
Income Tax		
No TFN Excess Contributions Tax		
Excess Contributions Tax		
Refund Excess Contributions		
Division 293 Tax		
Insurance Policy Premiums Paid		
Management Fees		
Member Expenses		
Benefits Paid/Transfers Out		
Superannuation Surcharge Tax		
Internal Transfer Out		
Closing balance at 30/06/2021	1,089,437.24	1,016,756.45

# Mason Superannuation Fund

## Members Statement

---

### Trustee's Disclaimer

This statement has been prepared by the Trustee for the member whose name appears at the top of this statement. Every effort has been made by the Trustee to ensure the accuracy and completeness of this Statement. The Trustee does not accept any liability for any error, omission or misprint. All amounts shown in relation to benefits do not take into account any amounts which may be withheld to satisfy the requirements imposed by the Income Tax Assessment Act 1936.

Signed by all the trustees of the fund

---

Paul Mason  
Director

---

Josephine Mason  
Director

# Mason Superannuation Fund Members Statement

Josephine Mason  
8 Bluegum Way  
Menai, New South Wales, 2234, Australia

## Your Details

Date of Birth : 17/04/1943  
Age: 78  
Tax File Number: 122461248  
Date Joined Fund: 30/07/2003  
Service Period Start Date: 30/07/2003  
Date Left Fund:  
Member Code: MASJOS00001A  
Account Start Date: 30/07/2003  
Account Phase: Accumulation Phase  
Account Description: Accumulation

Nominated Beneficiaries N/A

Vested Benefits  
Total Death Benefit

## Your Balance

### Total Benefits

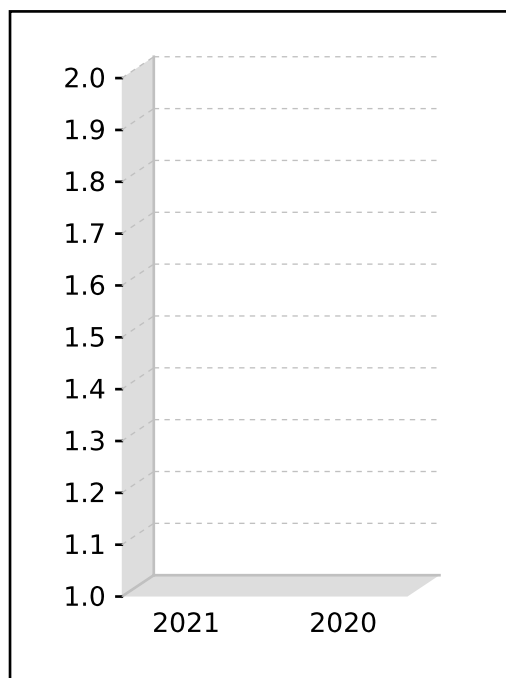
#### Preservation Components

Preserved  
Unrestricted Non Preserved  
Restricted Non Preserved

#### Tax Components

Tax Free  
Taxable

Investment Earnings Rate 0%



## Your Detailed Account Summary

	This Year	Last Year
Opening balance at 01/07/2020		
<u>Increases to Member account during the period</u>		
Employer Contributions		
Personal Contributions (Concessional)		
Personal Contributions (Non Concessional)		
Government Co-Contributions		
Other Contributions		
Proceeds of Insurance Policies		
Transfers In		
Net Earnings		
Internal Transfer In		
<u>Decreases to Member account during the period</u>		
Pensions Paid		
Contributions Tax		
Income Tax		
No TFN Excess Contributions Tax		
Excess Contributions Tax		
Refund Excess Contributions		
Division 293 Tax		
Insurance Policy Premiums Paid		
Management Fees		
Member Expenses		
Benefits Paid/Transfers Out		
Superannuation Surcharge Tax		
Internal Transfer Out		
Closing balance at 30/06/2021	0.00	0.00



# Mason Superannuation Fund

## Members Statement

---

### Trustee's Disclaimer

This statement has been prepared by the Trustee for the member whose name appears at the top of this statement. Every effort has been made by the Trustee to ensure the accuracy and completeness of this Statement. The Trustee does not accept any liability for any error, omission or misprint. All amounts shown in relation to benefits do not take into account any amounts which may be withheld to satisfy the requirements imposed by the Income Tax Assessment Act 1936.

Signed by all the trustees of the fund

---

Paul Mason  
Director

---

Josephine Mason  
Director

# Mason Superannuation Fund Members Statement

Josephine Mason  
8 Bluegum Way  
Menai, New South Wales, 2234, Australia

## Your Details

Date of Birth : 17/04/1943  
Age: 78  
Tax File Number: 122461248  
Date Joined Fund: 30/07/2003  
Service Period Start Date: 30/07/2003  
Date Left Fund:  
Member Code: MASJOS00002P  
Account Start Date: 30/06/2020  
Account Phase: Retirement Phase  
Account Description: Account Based Pension

Nominated Beneficiaries N/A  
Vested Benefits 84,752.05  
Total Death Benefit 84,752.05

## Your Balance

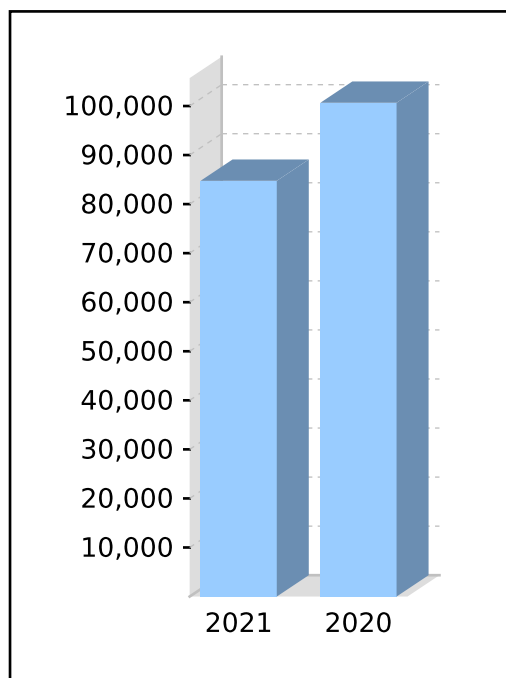
Total Benefits 84,752.05

### Preservation Components

Preserved  
Unrestricted Non Preserved 84,752.05  
Restricted Non Preserved

### Tax Components

Tax Free (89.26%) 75,649.55  
Taxable 9,102.50  
Investment Earnings Rate 23.21%



## Your Detailed Account Summary

	This Year	Last Year
Opening balance at 01/07/2020	100,657.95	100,657.95
<u>Increases to Member account during the period</u>		
Employer Contributions		
Personal Contributions (Concessional)		
Personal Contributions (Non Concessional)		
Government Co-Contributions		
Other Contributions		
Proceeds of Insurance Policies		
Transfers In		
Net Earnings	18,374.10	
Internal Transfer In		
<u>Decreases to Member account during the period</u>		
Pensions Paid	34,280.00	
Contributions Tax		
Income Tax		
No TFN Excess Contributions Tax		
Excess Contributions Tax		
Refund Excess Contributions		
Division 293 Tax		
Insurance Policy Premiums Paid		
Management Fees		
Member Expenses		
Benefits Paid/Transfers Out		
Superannuation Surcharge Tax		
Internal Transfer Out		
Closing balance at 30/06/2021	84,752.05	100,657.95

# Mason Superannuation Fund

## Members Statement

---

### Trustee's Disclaimer

This statement has been prepared by the Trustee for the member whose name appears at the top of this statement. Every effort has been made by the Trustee to ensure the accuracy and completeness of this Statement. The Trustee does not accept any liability for any error, omission or misprint. All amounts shown in relation to benefits do not take into account any amounts which may be withheld to satisfy the requirements imposed by the Income Tax Assessment Act 1936.

Signed by all the trustees of the fund

---

Paul Mason  
Director

---

Josephine Mason  
Director

# Mason Superannuation Fund Compilation Report

---

We have compiled the accompanying special purpose financial statements of the Mason Superannuation Fund which comprise the statement of financial position as at 30/06/2021 the operating statement for the year then ended, a summary of significant accounting policies and other explanatory notes. The specific purpose for which the special purpose financial statements have been prepared is set out in Note 1 to the financial statements.

## **The Responsibility of the Trustee(s)**

The Trustee(s) of Mason Superannuation Fund are solely responsible for the information contained in the special purpose financial statements, the reliability, accuracy and completeness of the information and for the determination that the financial reporting framework used is appropriate to meet their needs and for the purpose that the financial statements were prepared.

## **Our Responsibility**

On the basis of information provided by the Trustee(s), we have compiled the accompanying special purpose financial statements in accordance with the financial reporting framework as described in Note 1 to the financial statements and APES 315: Compilation of Financial Information.

We have applied our expertise in accounting and financial reporting to compile these financial statements in accordance with the financial reporting framework described in Note 1 to the financial statements. We have complied with the relevant ethical requirements of APES 110: Code of Ethics for Professional Accountants.

## **Assurance Disclaimer**

Since a compilation engagement is not an assurance engagement, we are not required to verify the reliability, accuracy or completeness of the information provided to us by management to compile these financial statements. Accordingly, we do not express an audit opinion or a review conclusion on these financial statements.

The special purpose financial statements were compiled exclusively for the benefit of the directors of the trustee company who are responsible for the reliability, accuracy and completeness of the information used to compile them. We do not accept responsibility for the contents of the special purpose financial statements.

Plusgrowth Pty Limited

of

9 Bartlett Street, South Wentworthville, New South Wales 2145

Signed:

Dated: 26/08/2021

# Mason Superannuation Fund Trustees Declaration

PJ Mason PTY LTD ACN: 621793048

---

The directors of PJ Mason PTY LTD being the trustee of Mason Superannuation Fund declare that:

- (i) the financial statements and notes to the financial statements present fairly the financial position of the Fund as at 30 June 2021, and the results of its operations for the year then ended;
- (ii) the financial statements and notes to the financial statements have been prepared in accordance with applicable Australian Accounting Standards, other mandatory reporting requirements and the provisions of the trust deed, as amended; and
- (iii) the operation of the Fund has been carried out in accordance with its trust deed, as amended, and in compliance with:
  - a. the requirements of the Superannuation Industry (Supervision) Act 1993 and Regulations, including applicable Superannuation Prudential Standards;
  - b. applicable sections of the Corporations Act 2001 and Regulations; and
  - c. the requirements under s13 of the Financial Sector (Collection of Data) Act 2001;during the year ended 30 June 2021.

This declaration is made in accordance with a resolution of the board of Directors of the trustee company.

.....  
Paul Mason  
PJ Mason PTY LTD  
Director

.....  
Josephine Mason  
PJ Mason PTY LTD  
Director

26 August 2021

# Minutes of a meeting of the Director(s)

held on 26 August 2021 at 8 Bluegum Way, Menai, New South Wales 2234

---

- PRESENT:** Paul Mason and Josephine Mason
- MINUTES:** The Chair reported that the minutes of the previous meeting had been signed as a true record.
- FINANCIAL STATEMENTS OF SUPERANNUATION FUND:** It was resolved that the financial statements would be prepared as special purpose financial statements as, in the opinion of the trustee(s), the Superannuation Fund is a non-reporting entity and therefore is not required to comply with all Australian Accounting Standards.
- The Chair tabled the financial statements and notes to the financial statements of the Superannuation Fund in respect of the year ended 30 June 2021 and it was resolved that such statements be and are hereby adopted as tabled.
- TRUSTEE'S DECLARATION:** It was resolved that the trustee's declaration of the Superannuation Fund be signed.
- ANNUAL RETURN:** Being satisfied that the Fund had complied with the requirements of the Superannuation Industry (Supervision) Act 1993 (SISA) and Regulations during the year ended 30 June 2021, it was resolved that the annual return be approved, signed and lodged with the Australian Taxation Office.
- TRUST DEED:** The Chair tabled advice received from the Fund's legal adviser confirming that the fund's trust deed is consistent with all relevant superannuation and trust law.
- INVESTMENT STRATEGY:** The allocation of the Fund's assets and the Fund's investment performance over the financial year were reviewed and found to be within the acceptable ranges outlined in the investment strategy. After considering the risk, rate of return, diversification and liquidity of the investments and the ability of the Fund to discharge its existing liabilities, it was resolved that the investment strategy continues to reflect the purposes and circumstances of the Fund and its members. Accordingly, no changes in the investment strategy were required.
- INSURANCE COVER:** The trustee(s) reviewed the current life and total and permanent disability insurance coverage on offer to the members and resolved that the current insurance arrangements were appropriate for the Fund.
- ALLOCATION OF INCOME:** It was resolved that the income of the Fund would be allocated to the members based on their average daily balance (an alternative allocation basis may be percentage of opening balance).
- AUDITORS:** It was resolved that
- Anthony Boys
- of
- Box 3376, Rundle Mall, South Australia 5000
- act as auditors of the Fund for the next financial year.
- TAX AGENTS:** It was resolved that
- Plusgrowth Pty Limited
- act as tax agents of the Fund for the next financial year.
- TRUSTEE STATUS:** Each of the trustee(s) confirmed that they are qualified to act as trustee(s) of the Fund and that they are not disqualified persons as defined by s 120 of the SISA.

# Minutes of a meeting of the Director(s)

held on 26 August 2021 at 8 Bluegum Way, Menai, New South Wales 2234

---

**CONTRIBUTIONS RECEIVED:**

It was resolved that the contributions during the year be allocated to members on the basis of the schedule provided by the principal Fund employer.

**ACCEPTANCE OF ROLLOVERS:**

The trustee has ensured that any rollover made to the Fund, meets the requirements of the Fund's deed and does not breach the superannuation laws in relation to:

1. making rollover between Funds; and,
2. breaching the Fund or the member investment strategy.

The trustee has reviewed the rollover and received advice that the rollover is in accordance with the Trust Deed and the rules of the Fund and the superannuation laws. As such the trustee has resolved to accept the rollover on behalf of the member.

**CLOSURE:**

All resolutions for this meeting were made in accordance with the SISA and Regulations.

There being no further business the meeting then closed.

Signed as a true record –

.....  
Josephine Mason

Chairperson