
Financial statements and reports for the year ended
30 June 2019

Hansen's Super Fund

Hansen's Super Fund

Trial Balance

As at 30 June 2019

Last Year	Code	Account Name	Units	Debits \$	Credits \$
74,916.00	24700	Changes in Market Values of Investments		14,387.26	
	25000	Interest Received			
(12.00)	25000/CRU01978270	P&N Bank #8270			12.80
	26500	Other Investment Income			
(9,203.00)	26500/9999	Other Income			
1,760.00	30200	Administration Costs			
	30800	ASIC Fees		53.00	
	31500	Bank Charges		15.00	
1,118.00	48500	Income Tax Expense			
(68,579.00)	49000	Profit/Loss Allocation Account			14,442.46
	50010	Opening Balance			
(16,661.00)	50010/HANAND00001 A	(Opening Balance) Hansen, Andrew - Accumulation			16,661.00
(4,761.45)	50010/HANMAX00001 A	(Opening Balance) Hansen, Maxine - Accumulation			4,761.45
	53100	Share of Profit/(Loss)			
	53100/HANAND00001 A	(Share of Profit/(Loss)) Hansen, Andrew - Accumulation		11,231.90	
	53100/HANMAX00001 A	(Share of Profit/(Loss)) Hansen, Maxine - Accumulation		3,210.56	
	60400	Bank Accounts			
16,153.44	60400/CRU01978270	P&N Bank #8270		8,098.24	
	76000	Other Assets			
6,387.26	76000/Exodus	Exodus Wallet	0.0000		0.00
(1,118.25)	85000	Income Tax Payable/Refundable			1,118.25
				36,995.96	36,995.96

Current Year Profit/(Loss): (14,442.46)

Hansen's Super Fund

Statement of Financial Position

As at 30 June 2019

	Note	2019 \$	2018 \$
Assets			
Investments			
Other Assets	2	0.00	6,387.26
Total Investments		<u>0.00</u>	<u>6,387.26</u>
Other Assets			
P&N Bank #8270		8,098.24	16,153.44
Total Other Assets		<u>8,098.24</u>	<u>16,153.44</u>
Total Assets		<u>8,098.24</u>	<u>22,540.70</u>
Less:			
Liabilities			
Income Tax Payable		1,118.25	1,118.25
Total Liabilities		<u>1,118.25</u>	<u>1,118.25</u>
Net assets available to pay benefits		<u>6,979.99</u>	<u>21,422.45</u>
Represented by:			
Liability for accrued benefits allocated to members' accounts	4, 5		
Hansen, Andrew - Accumulation		5,429.10	16,661.00
Hansen, Maxine - Accumulation		1,550.89	4,761.45
Total Liability for accrued benefits allocated to members' accounts		<u>6,979.99</u>	<u>21,422.45</u>

Hansen's Super Fund

Operating Statement

For the year ended 30 June 2019

	Note	2019	2018
		\$	\$
Income			
Investment Income			
Interest Received		12.80	12.00
Other Investment Income		0.00	9,203.00
Total Income		<u>12.80</u>	<u>9,215.00</u>
Expenses			
Administration Costs		0.00	1,760.00
ASIC Fees		53.00	0.00
Bank Charges		15.00	0.00
		<u>68.00</u>	<u>1,760.00</u>
Investment Losses			
Changes in Market Values	7	14,387.26	74,916.00
Total Expenses		<u>14,455.26</u>	<u>76,676.00</u>
Benefits accrued as a result of operations before income tax		<u>(14,442.46)</u>	<u>(67,461.00)</u>
Income Tax Expense	8	0.00	1,118.00
Benefits accrued as a result of operations		<u>(14,442.46)</u>	<u>(68,579.00)</u>

Hansen's Super Fund

Members Statement

Andrew Hansen
 Unit 1904 118 Goodwood Pde
 BURSWOOD, Western Australia, 6100, Australia

Your Details		Nominated Beneficiaries	N/A
Date of Birth :	Provided	Vested Benefits	5,429.10
Age:	52	Total Death Benefit	5,429.10
Tax File Number:	Not Provided		
Date Joined Fund:	14/12/2017		
Service Period Start Date:	07/02/1990		
Date Left Fund:			
Member Code:	HANAND00001A		
Account Start Date	14/12/2017		
Account Phase:	Accumulation Phase		
Account Description:	Accumulation		

Your Balance	
Total Benefits	5,429.10
<u>Preservation Components</u>	
Preserved	5,429.10
Unrestricted Non Preserved	
Restricted Non Preserved	
<u>Tax Components</u>	
Tax Free	
Taxable	5,429.10

Your Detailed Account Summary		This Year	Last Year
Opening balance at	01/07/2018	16,661.00	16,661.00
<u>Increases to Member account during the period</u>			
Employer Contributions			
Personal Contributions (Concessional)			
Personal Contributions (Non Concessional)			
Government Co-Contributions			
Other Contributions			
Proceeds of Insurance Policies			
Transfers In			
Net Earnings		(11,231.90)	
Internal Transfer In			
<u>Decreases to Member account during the period</u>			
Pensions Paid			
Contributions Tax			
Income Tax			
No TFN Excess Contributions Tax			
Excess Contributions Tax			
Refund Excess Contributions			
Division 293 Tax			
Insurance Policy Premiums Paid			
Management Fees			
Member Expenses			
Benefits Paid/Transfers Out			
Superannuation Surcharge Tax			
Internal Transfer Out			
Closing balance at	30/06/2019	5,429.10	16,661.00

Hansen's Super Fund

Members Statement

Maxine Hansen
 Unit 1904 118 Goodwood Pde
 BURSWOOD, Western Australia, 6100, Australia

Your Details		Nominated Beneficiaries	N/A
Date of Birth :	Provided	Vested Benefits	1,550.89
Age:	51	Total Death Benefit	1,550.89
Tax File Number:	Not Provided		
Date Joined Fund:	14/12/2017		
Service Period Start Date:	21/10/1991		
Date Left Fund:			
Member Code:	HANMAX00001A		
Account Start Date	14/12/2017		
Account Phase:	Accumulation Phase		
Account Description:	Accumulation		

Your Balance	
Total Benefits	1,550.89
<u>Preservation Components</u>	
Preserved	1,550.89
Unrestricted Non Preserved	
Restricted Non Preserved	
<u>Tax Components</u>	
Tax Free	
Taxable	1,550.89

Your Detailed Account Summary		This Year	Last Year
Opening balance at	01/07/2018	4,761.45	4,761.45
<u>Increases to Member account during the period</u>			
Employer Contributions			
Personal Contributions (Concessional)			
Personal Contributions (Non Concessional)			
Government Co-Contributions			
Other Contributions			
Proceeds of Insurance Policies			
Transfers In			
Net Earnings		(3,210.56)	
Internal Transfer In			
<u>Decreases to Member account during the period</u>			
Pensions Paid			
Contributions Tax			
Income Tax			
No TFN Excess Contributions Tax			
Excess Contributions Tax			
Refund Excess Contributions			
Division 293 Tax			
Insurance Policy Premiums Paid			
Management Fees			
Member Expenses			
Benefits Paid/Transfers Out			
Superannuation Surcharge Tax			
Internal Transfer Out			
Closing balance at	30/06/2019	1,550.89	4,761.45

Hansen's Super Fund

Statement of Taxable Income

For the year ended 30 June 2019

	2019
	\$
Benefits accrued as a result of operations	(14,442.46)
Less	
Increase in MV of investments	53,612.74
Realised Accounting Capital Gains	(68,000.00)
	<u>(14,387.26)</u>
SMSF Annual Return Rounding	(0.80)
	<u>(56.00)</u>
Taxable Income or Loss	<u>0.00</u>
Income Tax on Taxable Income or Loss	0.00
CURRENT TAX OR REFUND	<u>0.00</u>
Supervisory Levy	259.00
	<u>259.00</u>
AMOUNT DUE OR REFUNDABLE	<u>259.00</u>

Hansen's Super Fund

Realised Capital Gains Report

For The Period 01 July 2018 - 30 June 2019

Investment		Accounting Treatment				Tax Treatment						
Purchase Contract Date	Disposal Contract Date	Units	Cost	Proceeds	Accounting Profit/(Loss)	Adjusted Cost Base	Reduced Cost Base	Indexed Cost Base	Indexed Gains	Discounted Gains (Gross)	Other Gains	Capital Loss
Other Assets												
Exodus - Exodus Wallet												
30/06/2018	30/06/2019	1.00	0.00	0.00	0.00	0.00	0.00	0.00	0.00	0.00	0.00	0.00
		1.00	0.00	0.00	0.00	0.00	0.00	0.00	0.00	0.00	0.00	0.00
USITech - USI Tech												
30/06/2018	30/06/2019	1.00	60,000.00	0.00	(60,000.00)	60,000.00	60,000.00	0.00	0.00	0.00	0.00	(60,000.00)
		1.00	60,000.00	0.00	(60,000.00)	60,000.00	60,000.00	0.00	0.00	0.00	0.00	(60,000.00)
hansen1 - GT Investors												
30/01/2019	30/06/2019	1.00	8,000.00	0.00	(8,000.00)	8,000.00	8,000.00	0.00	0.00	0.00	0.00	(8,000.00)
		1.00	8,000.00	0.00	(8,000.00)	8,000.00	8,000.00	0.00	0.00	0.00	0.00	(8,000.00)
		3.00	68,000.00	0.00	(68,000.00)	68,000.00	68,000.00	0.00	0.00	0.00	0.00	(68,000.00)
		3.00	68,000.00	0.00	(68,000.00)	68,000.00	68,000.00	0.00	0.00	0.00	0.00	(68,000.00)

Hansen's Super Fund

Capital Gains Reconciliation Report

For The Period 01 July 2018 - 30 June 2019

	Total	Discounted	Indexed	Other	Notional
Losses available to offset					
Current year capital losses	68,000.00				
Current year capital losses - Collectables	0.00				
Total Losses Available	68,000.00				
Total Losses Available - Collectables	0.00				
Capital Gains					
Capital gains from disposal of assets	0.00	0.00	0.00	0.00	0.00
Capital gains from disposal of assets - Collectables	0.00	0.00	0.00	0.00	0.00
Capital gains from trust distributions	0.00	0.00	0.00	0.00	0.00
Capital Gains Before Losses applied	0.00	0.00	0.00	0.00	0.00
Losses and discount applied					
Losses applied	0.00	0.00	0.00	0.00	0.00
Losses applied - Collectables	0.00	0.00	0.00	0.00	0.00
Capital gains after losses applied	0.00	0.00	0.00	0.00	0.00
Capital gains after losses applied - Collectables	0.00	0.00	0.00	0.00	0.00
CGT Discount applied	0.00				
CGT Discount applied - Collectables	0.00				
Net Capital Gain					
Net capital gain	0.00				
Net capital gain - Collectables	0.00				
Total Net Capital Gain (11A)	0.00				

Hansen's Super Fund

Capital Gains Reconciliation Report

For The Period 01 July 2018 - 30 June 2019

	Total	Discounted	Indexed	Other	Notional
--	-------	------------	---------	-------	----------

Net Capital Losses Carried Forward to later income

Net Capital Losses Carried Forward to later income years	68,000.00				
Net Capital Losses Carried Forward to later income years - Collectables	0.00				
Total Net Capital Losses Carried Forward to later income years (14V)	68,000.00				

Note

Refer to Realised Gains Report for details of Disposals at a Security level

Refer to Distribution Reconciliation Report for Trust Distribution details at a Security level



Office Metier <office@themetiergroup.com>

Bank Statements

Andrew Hansen <smsf@andrewhansen.com.au>
To: Metier 2020 <office@themetiergroup.com>

15 September 2021 at 11:27

Sorry, yes GT Investors was a scam, yes they took all my money.

Regards:
Andrew Hansen
Ph: 0427 190 061
Web: <https://andrewhansen.com.au>
[Quoted text hidden]



Office Metier <office@themetiergroup.com>

Bank Statements

Andrew Hansen <smsf@andrewhansen.com.au>
To: Metier 2020 <office@themetiergroup.com>

15 September 2021 at 11:56

I have attached the invoices in the email I sent through last night. I'm having trouble getting an invoice from DM AL Hutchins as that was money sent to GT Investors.

The Light Pay Coin and Logis Coin are cryptocurrency coins, I can't get receipts for these, I have attached screen shots of the wallets that paid for these.

Regards:

Andrew Hansen

Ph: 0427 190 061

Web: <https://andrewhansen.com.au>

[Quoted text hidden]

4) Tax invoice to verify for the following withdrawals:

Date	Withdrawal	Narration
21/10/2019	1,275.00	Payment To DM AL Hutchins Account 578656436 NAB - Karratha Ref#203641377
21/10/2019	2,585.00	Payment To AMHR Pty Ltd Account 10135649 CBA - 95 William Ref#203641404
21/10/2019	605.00	Payment To Reliance Auditing Service Account 200440916 ANZ Ref#203641433
Total	4,465.00	



Office Metier <office@themetiergroup.com>

Queries

Andrew Hansen <smsf@andrewhansen.com.au>
To: Metier 2020 <office@themetiergroup.com>

20 September 2021 at 14:40

- 1) For **Exodus Wallet**, please provide:
 - a. Transaction History from 01/07/2018 to 30/06/2020: **Screenshots attached**
 - b. Cash Transactions from 01/07/2019 to 30/06/2020: **Screenshots attached**
 - c. Holding balance as at 30/06/2019 & 30/06/2020.: **Holding balance on crypto accounts on both 2019 & 2020 is \$0.00. I haven't traded anything since I lost all the money in 2018.**

We really need the cash transactions & transactions history from Exodus Wallet (not just superfund's bank statements). We need to confirm that money transferred from superfund has been received to the correct Wallet which is under name of superfund.

- 2) We are still waiting for documents to support for LightPayCoin and Logis Coin. Although it was noted in your email that screenshots have been provided, we couldn't locate anything. : **There isn't really any transaction information other then the spreadsheet for these and they are software running on linux servers that process transactions for the coin. They weren't a scam as such but each coin dissolved after time so nothing was made on these.**

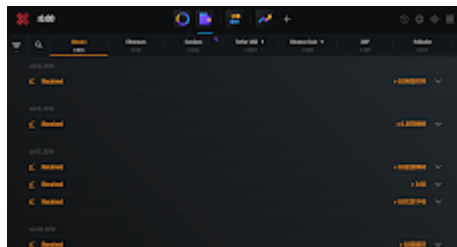
>>> In summary, we need to know the holding balance of each cryptocurrency as at 30/06/2019 & 30/06/2020. Documents must be provided to us to substantiate the holding. The auditor will not accept spreadsheet files.

- 3) We received confirmation that both USI Tech and GT Investors were a scam and will write off the investments as a Loss. FYI

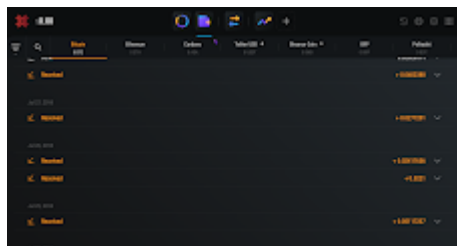
Regards:

[Quoted text hidden]
[Quoted text hidden]

8 attachments



Exodus_Screenshot_01.png
1093K



Exodus_Screenshot_02.png
1073K

Exodus_Screenshot_03.png
1091K



Office Metier <office@themetiergroup.com>

Bank Statements

Andrew Hansen <smsf@andrewhansen.com.au>
To: Metier 2020 <office@themetiergroup.com>

14 September 2021 at 19:08

Hi Ailene

Please find the following info as requested.

- 1) Please provide Tax File Number (TFN) for Maxine Hansen. **TFN: 630 518 813**
- 2) For **Exodus Wallet & USI Tech**, please provide: **attached as screen shots from the website and wallet.**
 - a. Transaction History from 01/07/2018 to 30/06/2020. **Bank statements attached**
 - b. Capital Gains Losses Report for the year ended 30/06/2019 & 30/06/2020. **No Capital gains as haven't used the SMSF account, My super has been going into my Australian Super Fund account**
 - c. Cash Transactions from 01/07/2019 to 30/06/2020 **No cash transactions, as per attached SMSF Bank Statements**
 - d. Holding balance as at 30/06/2019 & 30/06/2020. **As per attached SMSF Bank Statements**

USI Tech never returned any money back to my SMSF, they took all my investment.

Please find attached the invoices for AMHR Pty Ltd and Reliance Auditing Services

[Quoted text hidden]

18 attachments



USI_Screenshot 2018-03-26 at 10.08.07 AM.png
135K



USI_Screenshot 2018-03-26 at 10.08.35 AM.png
168K

USI_Screenshot 2018-03-26 at 10.09.11 AM.png
79K



30 JAN 2019 08:42:27 PM ACST

INTERNATIONAL TRANSFER REFERENCE NUMBER

615221517

INTERNATIONAL TRANSFER REFERENCE

ANTR3250192

FROM ACCOUNT

Account 01978270
Purpose Of Payment* FINANCIAL SERVICES

TO PERSON

Account Name ZIAUL ISLAM (ACC # 41706633)
Address Line1 209 LOWER ADDISCOMBE ROAD
Address Line2
City CROYDON
State/Province
ZIP / Postal Code CR0 6RB
Country UNITED KINGDOM
Phone
Tax ID
Relationship BROKER
Reference 1 ACC # 41706633
Reference 2

TO BANK

Bank Name NATIONAL WESTMINSTER BANK PLC
IBAN GB52 NWBK 6001 0441 7066 33
Bank Routing Code 600004
SWIFT Code NWBKGB2LXXX
Bank Address 250 BISHOPSGATE
City LONDON
State
ZIP / Postal Code

Country

UNITED KINGDOM

Transfer to GT
Investors

QUOTE

Date	30/01/2019 11:12:12 PM
To Country* & Currency*	UNITED KINGDOM, USD
To Amount* & Currency*	5,576.00 USD
Amount (AUD)	8000.00 AUD
Transfer Fee (Fee Charge Overnight)	15.00 AUD
Exchange Rate	1 AUD = 0.697 USD
Amount (Foreign)	5,576.00 USD

 \$0.00



Ethereum
0 ETH

Cardano %
0 ADA

Tether USD
0 USDT

Binance Coin
0 BNB

XRP
0 XRP

Polkadot
0 DOT

USD Coin
0 USDC

\$0.00 AUD

Send


Receive



PRICE CHART

ACTIVITY ABOUT VIDEOS BLOG

Feb 17, 2021

 Sent

0.60409092 

Feb 16, 2021

 Exchanged from Bitcoin

+ 0.60697842 

 \$0.00



Bitcoin
0 BTC

Ethereum
0 ETH

Cardano %
0 ADA

Tether USD ♦
0 USDT

Binance Coin ♦
0 BNB

XRP
0 XRP

Polkadot
0 DOT

Jul 03, 2018

↙ **Received** + 0.04820199 ▾

Jul 02, 2018

↙ **Received** + 0.0578989 ▾

Jul 01, 2018

↙ **Received** + 0.02228966 ▾

↙ **Received** + 0.02 ▾

↙ **Received** + 0.01231743 ▾

Jun 28, 2018

↙ **Received** + 0.030837 ▾

 \$0.00



Bitcoin
0 BTC

Ethereum
0 ETH

Cardano %
0 ADA

Tether USD
0 USDT

Binance Coin
0 BNB

XRP
0 XRP

Polkadot
0 DOT

Received

+ 0.0402388

Jul 27, 2018

Received

+ 0.0277201

Jul 26, 2018

Received

+ 0.02417656

Received

+ 0.0221


Jul 25, 2018

Received

+ 0.05117237

Jul 03, 2018

 \$0.00



Bitcoin
0 BTC

Ethereum
0 ETH

Cardano %
0 ADA

Tether USD
0 USDT


Binance Coin
0 BNB

XRP
0 XRP

Polkadot
0 DOT

Aug 06, 2018

 Received

+ 0.04883039 

Aug 03, 2018

 Received


+ 0.04672905 

Aug 02, 2018


 Received

+ 0.0460975 

Jul 29, 2018


 Sent

0.02 

 Sent

0.32620544 

 Received

+ 0.0402388 



\$0.00



Bitcoin
0 BTC

Ethereum
0 ETH

Cardano %
0 ADA

Tether USD
0 USDT

Binance Coin
0 BNB

XRP
0 XRP

Polkadot
0 DOT

Received

+ 0.00862616

Received

+ 0.01077972

Received

+ 0.23796104

Aug 13, 2018

Received

+ 0.02000341

Received

+ 0.096007

Received

+ 0.04256902

Aug 08, 2018

Received

+ 0.0516964

Aug 06, 2018



\$0.00



Bitcoin
0 BTC

Ethereum
0 ETH

Cardano %
0 ADA

Tether USD
0 USDT

Binance Coin
0 BNB

XRP
0 XRP

Polkadot
0 DOT

↗ Sent

0.02318959 ↓

Feb 16, 2021

↔ Exchanged for Ethereum

0.02335658 ↓

Jan 08, 2021

↙ Received

+ 0.03921699 ↓

Oct 07, 2018

↗ Sent

0.763587 ↓

↙ Received

+ 0.00862616 ↓

↙ Received

+ 0.01077972 ↓

↙ Received

+ 0.23796104 ↓



\$0.00



Bitcoin
0 BTC

Ethereum
0 ETH

Cardano
0 ADA

Tether USD
0 USDT

Binance Coin
0 BNB

XRP
0 XRP

Polkadot
0 DOT

\$0.00 AUD

Send

Receive



PRICE CHART



ACTIVITY ABOUT VIDEOS BLOG

Feb 17, 2021

Sent

0.02318959

Feb 16, 2021

Exchanged for Ethereum

0.02335658



\$0.00



Bitcoin
0 BTC

Ethereum
0 ETH

Cardano
0 ADA

Tether USD
0 USDT

Binance Coin
0 BNB

XRP
0 XRP

Polkadot
0 DOT



0 BTC
\$0.00 AUD

Send

Receive



PRICE CHART



ACTIVITY ABOUT VIDEOS BLOG



Office Metier <office@themetiergroup.com>

SMSF Screenshots

Andrew Hansen <smsf@andrewhansen.com.au>
To: "mattgill.ws@gmail.com" <mattgill.ws@gmail.com>
Cc: Metier 2020 <office@themetiergroup.com>

3 September 2021 at 15:35

Hi Matt

Sorry will try again.

Please find screenshots of the SMSF crypto accounts. The first 2 are crypto wallets the ones with GT Investors logo on are a US trading company that ran off with our money, I got these screenshots just before they shut the website down.

Regards:

Andrew Hansen
Ph: +61 427 190 061
Web: <https://andrewhansen.com.au>

15 attachments



BTC - USI.jpg
1358K



BTC Transactions.jpg
3202K

Screen Shot 2019-05-31 at 2.49.15 pm.png
142K



DASHBOARD

Username
maxine

Active Deposit
\$5280.00

Available Profit
\$9595.00

Referral Bonus
\$

Referral link(Copy&Share)
http://myaccount.gtinvestors.com/register?ref_id=hansen.maxine@gmail.com

Transaction History

Recent Transaction History

Transaction ID	Date	Description	Amount	Status
----------------	------	-------------	--------	--------

Transaction History


Recent Transaction History

Transaction ID	Date	Description	Amount	Status
WPR016994	2019-05-24	Profit Return-Weekly	USD \$1210	COMPLETE
WPR016471	2019-05-17	Profit Return-Weekly	USD \$1000	COMPLETE
WPR016274	2019-05-10	Profit Return-Weekly	USD \$950	COMPLETE
WPR016137	2019-05-03	Profit Return-Weekly	USD \$988	COMPLETE
WPR015931	2019-04-26	Profit Return-Weekly	USD \$1000	COMPLETE
WPR014841	2019-04-19	Profit Return-Weekly	USD \$820	COMPLETE
WPR014762	2019-04-13	Profit Return-Weekly	USD \$610	COMPLETE
WPR013923	2019-04-05	Profit Return-Weekly	USD \$510	COMPLETE
WPR013831	2019-03-29	Profit Return-Weekly	USD \$361	COMPLETE
WPR013704	2019-03-23	Profit Return-Weekly	USD \$279	COMPLETE
WPR013421	2019-03-18	Profit Return-Weekly	USD \$301	COMPLETE
WPR012981	2019-03-10	Profit Return-Weekly	USD \$297	COMPLETE
WPR012709	2019-03-01	Profit Return-Weekly	USD \$319	COMPLETE
WPR012514	2019-02-22	Profit Return-Weekly	USD \$370	COMPLETE
WPR012209	2019-02-16	Profit Return-Weekly	USD \$300	COMPLETE
WPR012021	2019-02-08	Profit Return-Weekly	USD \$280	COMPLETE
DA004921	2019-01-31	Deposit	USD \$5280	COMPLETE





DASHBOARD


Username
maxine


Active Deposit
\$5280.00


Available Profit
\$9595.00


Referral Bonus
\$


Referral link(Copy&Share)
http://myaccount.gtinvestors.com/register?ref_id=hansen.maxine@gmail.com

Transaction History

Recent Transaction History

Transaction ID	Date	Description	Amount	Status
WPR016994	2019-05-24	Profit Return-Weekly	USD \$1210	COMPLETE

TRANSACTION HISTORY

Recent Transaction History

Transaction ID	Date	Description	Amount	Status
WPR016994	2019-05-24	Profit Return-Weekly	USD \$1210	COMPLETE
WPR016471	2019-05-17	Profit Return-Weekly	USD \$1000	COMPLETE
WPR016274	2019-05-10	Profit Return-Weekly	USD \$950	COMPLETE
WPR016137	2019-05-03	Profit Return-Weekly	USD \$988	COMPLETE
WPR015931	2019-04-26	Profit Return-Weekly	USD \$1000	COMPLETE
WPR014841	2019-04-19	Profit Return-Weekly	USD \$820	COMPLETE
WPR014762	2019-04-13	Profit Return-Weekly	USD \$610	COMPLETE
WPR013923	2019-04-05	Profit Return-Weekly	USD \$510	COMPLETE
WPR013831	2019-03-29	Profit Return-Weekly	USD \$361	COMPLETE
WPR013704	2019-03-23	Profit Return-Weekly	USD \$279	COMPLETE
WPR013421	2019-03-18	Profit Return-Weekly	USD \$301	COMPLETE
WPR012981	2019-03-10	Profit Return-Weekly	USD \$297	COMPLETE
WPR012709	2019-03-01	Profit Return-Weekly	USD \$319	COMPLETE
WPR012514	2019-02-22	Profit Return-Weekly	USD \$370	COMPLETE
WPR012209	2019-02-16	Profit Return-Weekly	USD \$300	COMPLETE
WPR012021	2019-02-08	Profit Return-Weekly	USD \$280	COMPLETE
DA004921	2019-01-31	Deposit	USD \$5280	COMPLETE

WPR016671	2019-05-24	Profit Return-Weekly	USD \$4801	COMPLETE
WPR016342	2019-05-17	Profit Return-Weekly	USD \$4500	COMPLETE
WPR016183	2019-05-10	Profit Return-Weekly	USD \$4420	COMPLETE
WPR016031	2019-05-03	Profit Return-Weekly	USD \$4811	COMPLETE
WPR015863	2019-04-26	Profit Return-Weekly	USD \$5320	COMPLETE
WPR015732	2019-04-19	Profit Return-Weekly	USD \$5000	COMPLETE
WPR015620	2019-04-13	Profit Return-Weekly	USD \$4109	COMPLETE
WPR015210	2019-04-05	Profit Return-Weekly	USD \$3561	COMPLETE
WPR014997	2019-03-29	Profit Return-Weekly	USD \$3361	COMPLETE
WPR014932	2019-03-23	Profit Return-Weekly	USD \$3000	COMPLETE
WPR014609	2019-03-18	Profit Return-Weekly	USD \$2881	COMPLETE
WPR014431	2019-03-10	Profit Return-Weekly	USD \$2539	COMPLETE
WPR014129	2019-03-01	Profit Return-Weekly	USD \$2500	COMPLETE
WPR013012	2019-02-22	Profit Return-Weekly	USD \$2700	COMPLETE
WPR013376	2019-02-16	Profit Return-Weekly	USD \$2310	COMPLETE
WPR013211	2019-02-08	Profit Return-Weekly	USD \$1886	COMPLETE
WPR012903	2019-02-01	Profit Return-Weekly	USD \$1664	COMPLETE
RFB07954	2019-01-31	Referral Bonus	USD \$264	COMPLETE
RLLO000847	2019-01-25	Profit Rollover	USD \$12459	COMPLETE
WPR012716	2019-01-25	Profit Return-Weekly	USD \$2000	COMPLETE
WPR012526	2019-01-18	Profit Return-Weekly	USD \$1911	COMPLETE
WPR012309	2019-01-11	Profit Return-Weekly	USD \$1877	COMPLETE
WPR012156	2019-01-04	Profit Return-Weekly	USD \$1320	COMPLETE
WPR011733	2018-12-22	Profit Return-Weekly	USD \$1000	COMPLETE

WPR012156	2019-01-04	Profit Return-Weekly	USD \$1320	COMPLETE
WPR011733	2018-12-22	Profit Return-Weekly	USD \$1000	COMPLETE
WPR011529	2018-12-14	Profit Return-Weekly	USD \$889	COMPLETE
WPR011437	2018-12-07	Profit Return-Weekly	USD \$800	COMPLETE
WPR011196	2018-11-30	Profit Return-Weekly	USD \$350	COMPLETE
WPR010827	2018-11-23	Profit Return-Weekly	USD \$309	COMPLETE
WPR010794	2018-11-16	Profit Return-Weekly	USD \$317	COMPLETE
WPR010783	2018-11-09	Profit Return-Weekly	USD \$358	COMPLETE
WPR010676	2018-11-02	Profit Return-Weekly	USD \$328	COMPLETE
WPR010613	2018-10-26	Profit Return-Weekly	USD \$350	COMPLETE
WPR010523	2018-10-19	Profit Return-Weekly	USD \$300	COMPLETE
WPR010416	2018-10-12	Profit Return-Weekly	USD \$350	COMPLETE

RLLO000847	2019-01-25	Profit Rollover	USD \$12459	COMPLETE
WPR012716	2019-01-25	Profit Return-Weekly	USD \$2000	COMPLETE
WPR012526	2019-01-18	Profit Return-Weekly	USD \$1911	COMPLETE
WPR012309	2019-01-11	Profit Return-Weekly	USD \$1877	COMPLETE
WPR012156	2019-01-04	Profit Return-Weekly	USD \$1320	COMPLETE
WPR011733	2018-12-22	Profit Return-Weekly	USD \$1000	COMPLETE
WPR011529	2018-12-14	Profit Return-Weekly	USD \$889	COMPLETE
WPR011437	2018-12-07	Profit Return-Weekly	USD \$800	COMPLETE
WPR011196	2018-11-30	Profit Return-Weekly	USD \$350	COMPLETE
WPR010827	2018-11-23	Profit Return-Weekly	USD \$309	COMPLETE
WPR010794	2018-11-16	Profit Return-Weekly	USD \$317	COMPLETE
WPR010783	2018-11-09	Profit Return-Weekly	USD \$358	COMPLETE
WPR010676	2018-11-02	Profit Return-Weekly	USD \$328	COMPLETE
WPR010613	2018-10-26	Profit Return-Weekly	USD \$350	COMPLETE
WPR010523	2018-10-19	Profit Return-Weekly	USD \$300	COMPLETE
WPR010416	2018-10-12	Profit Return-Weekly	USD \$350	COMPLETE

Transaction History

Recent Transaction History

Transaction ID	Date	Description	Amount	Status
WPR015210	2019-04-05	Profit Return-Weekly	USD \$3561	COMPLETE
WPR014997	2019-03-29	Profit Return-Weekly	USD \$3361	COMPLETE
WPR014932	2019-03-23	Profit Return-Weekly	USD \$3000	COMPLETE
WPR014609	2019-03-18	Profit Return-Weekly	USD \$2881	COMPLETE
WPR014431	2019-03-10	Profit Return-Weekly	USD \$2539	COMPLETE
WPR014129	2019-03-01	Profit Return-Weekly	USD \$2500	COMPLETE
WPR013012	2019-02-22	Profit Return-Weekly	USD \$2700	COMPLETE
WPR013376	2019-02-16	Profit Return-Weekly	USD \$2310	COMPLETE
WPR013211	2019-02-08	Profit Return-Weekly	USD \$1886	COMPLETE
WPR012903	2019-02-01	Profit Return-Weekly	USD \$1664	COMPLETE
RFB07954	2019-01-31	Referral Bonus	USD \$264	COMPLETE
RLLO000847	2019-01-25	Profit Rollover	USD \$12459	COMPLETE

Transaction History

Recent Transaction History

Transaction ID	Date	Description	Amount	Status
WPR013923	2019-04-05	Profit Return-Weekly	USD \$510	COMPLETE
WPR013831	2019-03-29	Profit Return-Weekly	USD \$361	COMPLETE
WPR013704	2019-03-23	Profit Return-Weekly	USD \$279	COMPLETE
WPR013421	2019-03-18	Profit Return-Weekly	USD \$301	COMPLETE
WPR012981	2019-03-10	Profit Return-Weekly	USD \$297	COMPLETE
WPR012709	2019-03-01	Profit Return-Weekly	USD \$319	COMPLETE
WPR012514	2019-02-22	Profit Return-Weekly	USD \$370	COMPLETE
WPR012209	2019-02-16	Profit Return-Weekly	USD \$300	COMPLETE
WPR012021	2019-02-08	Profit Return-Weekly	USD \$280	COMPLETE
DA004921	2019-01-31	Deposit	USD \$5280	COMPLETE

DASHBOARD



Username
andmax



Active Deposit
\$17459.00



Available Profit
\$26402.00



Referral Bonus
\$523.00

Accounts > Account Details

Everyday Bitcoin

0.0000 BTC
Pending: 0.0000 BTC

View address Actions

Date	Description	Amount
April 2018		
14 Apr 2018	Sent to 1BxONFTM34tB2ux4Eq7F4b6x17j64s	-0.21057491 BTC
Use to Buy Ultima Coin		
14 Apr 2018	Transferred from Cash Account	+0.21057491 BTC
March 2018		
Transferr to Eden Wallet		
15 Mar 2018	Sent to 1M6ABvB86Y04dwa3FCdDcCm58q5ka	-0.40219997 BTC
3 Mar 2018	Transferred from Everyday Litecoin	+0.07813111 BTC
3 Mar 2018	Transferred from Everyday Ethereum	+0.29058937 BTC
Pay Ormeus Payment		
3 Mar 2018	Sent to 1DxYp8kq7EbaVmf0e8pJMAuM64D5e	-0.26623229 BTC

1 Mar 2018	Sent to 38gVKahRm51C47SndjZ6usdvwvTJZTjBqw	-0.0783042 BTC
February 2018		
20 Feb 2018	Transferred to Everyday Litecoin	-0.0900 BTC
14 Feb 2018	Transferred to Everyday Litecoin	-0.2000 BTC
14 Feb 2018	Transferred to Everyday Ethereum	-0.2000 BTC
Receive from Bank Account		
14 Feb 2018	Transferred from Cash Account	+0.86520158 BTC
12 Feb 2018	Sent to 311LJ9T6C4rC4rEa9hiyKK4c6cedhYBkX	-0.862818 BTC
Use for Masternodes		
12 Feb 2018	Transferred from Cash Account	+0.86225112 BTC
January 2018		
Sent to USI-Tech		
10 Jan 2018	Sent to 39yxPomiADK38JN7IEKMEKGPJQkGEMKU	-0.22958704 BTC
Received from BTC Marketing		
10 Jan 2018	Received with 1PGDYnZw6CC9zVWQeKcsMYurQA48cWJTu3	+0.23271331 BTC
Sent to USI-Tech		
9 Jan 2018	Sent to 34Ek9pjuMVjWBzZTSCn1EPUB4XMFwWbZ	-0.21470568 BTC



Order History **Converted \$10K to BTC to Transfer to Coin Jar - USI-Tech**

Select market pair: BTC/USD

ID	Bank & Note	Instrument	Side	Type	Origin	Volume	Price	Stop	Status	Open Volume	Currency
110089581	1/15/2018 13:18:15	BTC	Buy	Limit		0.2331331	\$1,200.00		Partly Matched	0	AUD
100176766	1/15/2018 12:23:02	BTC	Buy	Limit		0.2735689	\$22,999.00		Partly Matched	0	AUD



24 Jan 2018	Loaded CoinJar Swipe	-0.01449071 BTC
Received with 1JBM3K6B7W6Qwz258qvFZUy1PUAnYwABXn		
24 Jan 2018	Received with 1JBM3K6B7W6Qwz258qvFZUy1PUAnYwABXn	+0.10610075 BTC
22 Jan 2018	Transferred to Everyday Ethereum	-0.0500 BTC
22 Jan 2018	Paid P&N Bank with BPAY	-0.01617627 BTC
Sent to USI-Tech		
18 Jan 2018	Sent to 3DKqXUjPDDzGfN-NnBWNe8XqmEY499pZs	-0.62873736 BTC
Received from Bank Account		
18 Jan 2018	Transferred from Cash Account	+0.6398893 BTC
18 Jan 2018	Received with 1LNTQwrg7kSaPlgr377Krq5iqvCNybyP	+0.0635 BTC
Sent to USI-Tech		
16 Jan 2018	Sent to 3CWzZdH4rznqY1SFEDHY5abCqhaJWkx	-0.51644299 BTC
Received from Bank Account		
16 Jan 2018	Transferred from Cash Account	+0.51873202 BTC

Sent to USI-Tech		
9 Feb 2018	Sent to 38fKNde9wHrMVeu5HP2MDSHN1hT4dDrYW	-0.9057447 BTC
Recieved from Bank Account		
9 Feb 2018	Transferred from Cash Account	+0.9105723 BTC
9 Feb 2018	Sent to 3DHMoNz1h81pj6yihGh7xyhzhA97FBYq	-0.05687 BTC
Sent to USI-Tech		
8 Feb 2018	Sent to 3MTr6834y4SqCPWHFaAPCFJkbtQzgxzB	-0.9908796 BTC
Recieved from Bank Account		
8 Feb 2018	Transferred from Cash Account	+0.99486036 BTC

0.00790661 BTC
\$31.52 USD

AA 7	Sent	0.7648803
AA 7	Received	+0.0063216
AA 7	Received	+0.01077972
AA 7	Received	+0.03794104
AA 7	Received	+0.0000041
AA 7	Received	+0.0000007
AA 7	Received	+0.04208002
AA 7	Received	+0.00149064
AA 7	Received	+0.04888008
AA 7	Received	+0.04672008
AA 7	Received	+0.04000175

0.00790661 BTC
\$31.52 USD

AA 7	Sent	+0.07309066
AA 7	Sent	0.21477067
AA 7	Received	+0.04052008
AA 7	Received	+0.02777001
AA 7	Received	+0.02477006
AA 7	Received	+0.02021
AA 7	Received	+0.00177027
AA 7	Received	+0.04000199
AA 7	Received	+0.02700008
AA 7	Received	+0.02200064
AA 7	Received	+0.01201702
AA 7	Received	+0.02
AA 7	Received	+0.0200007

LightPayCoin Commission Received

0.00790661 BTC
\$31.52 USD

AA 7	Sent	LightPayCoin Payment	0.1384200
AA 7	Sent	LightPayCoin Payment	0.4719101
AA 7	Received	Jyo (Masternode) Commission Received	+0.07309066
AA 7	Received	Jyo (Masternode) Commission Received	+0.01170008
AA 7	Received	Ormeus Payout	+0.00120007
AA 7	Received	Ultima (Masternode) Commission Received (Last)	+0.00120008
AA 7	Received	Jyo (Masternode) Commission Received	+0.07309066
AA 7	Received	Jyo (Masternode) Commission Received	+0.01200008
AA 7	Received	Commission for Community Coin	+0.14000008
AA 7	Received	Commission for Community Coin	+0.00120008
AA 7	Received	Ultima (Masternode) Commission Received	+0.07309066
AA 7	Received	Jyo (Masternode) Commission Received	+0.00140008
AA 7	Received	Commission for Community Coin	+0.1384200

0.00790661 BTC
\$31.52 USD

AA 7	Received	Commission for Community Coin	+0.00170008
AA 7	Sent	Payment for Community Coin (Masternode)	0.10000008
AA 7	Received	Jyo (Masternode) Commission Received	+0.01200008
AA 7	Sent	Payment for Community Coin (Masternode)	0.01200008
AA 7	Sent	Payment for Community Coin (Masternode)	0.21700008
AA 7	Received	Jyo (Masternode) Commission Received	+0.01200008
AA 7	Received	Ormeus Payout	+0.70000008
AA 7	Received	Jyo (Masternode) Commission Received	+0.01200008
AA 7	Received	Ultima (Masternode) Commission Received	+0.01200008
AA 7	Received	Jyo (Masternode) Commission Received	+0.01200008
AA 7	Received	Jyo (Masternode) Commission Received	+0.00200008
AA 7	Received	Ultima (Masternode) Commission Received	+0.07309066
AA 7	Received	Jyo (Masternode) Commission Received	+0.07309066

0.00790661 BTC
\$31.49 USD

AA 7	Received	Ultima (Masternode) Commission Received	+0.01100008
AA 7	Received	Commission Received from USJ-Tech	+0.0134
AA 7	Received	Jyo (Masternode) Commission Received	+0.00120008
AA 7	Received	Jyo (Masternode) Commission Received	+0.00000007
AA 7	Received	Jyo (Masternode) Commission Received	+0.00000008
AA 7	Received	Ultima (Masternode) Commission Received	+0.00000007
AA 7	Received	Jyo (Masternode) Commission Received	+0.00000008
AA 7	Received	Ultima (Masternode) Commission Received	+0.01200008
AA 7	Received	Jyo (Masternode) Commission Received	+0.01200008
AA 7	Received	Ultima (Masternode) Commission Received	+0.00000007
AA 7	Received	Jyo (Masternode) Commission Received	+0.01200008
AA 7	Received	Jyo (Masternode) Commission Received	+0.01200008
AA 7	Received	Jyo (Masternode) Commission Received	+0.00000008
AA 7	Received	Jyo (Masternode) Commission Received	+0.00000008

0.00790661 BTC
\$31.49 USD


AA 7	Received	Jyo (Masternode) Commission Received	+0.01200008
AA 7	Received	Jyo (Masternode) Commission Received	+0.07309066
AA 7	Received	Jyo (Masternode) Commission Received	+0.02000008
AA 7	Sent	Jyo (Masternode) Fee	0.00040008
AA 7	Received	Exchanged from Litecoin	+0.12049108
AA 7	Received	Exchanged for Litecoin	0.40210007
AA 7	Received	Received from Coin Jar Wallet	+0.40210007
AA 7	Received	Exchanged for Bitcoin	+0.01442008
AA 7	Received	Exchanged for Bitcoin	+0.01442008
AA 7	Sent	Exchanged from Bitcoin	+0.00000008
AA 7	Received	Exchanged from Bitcoin	+0.00000008
AA 7	Sent	Exchanged from Bitcoin	+0.00000008
AA 7	Sent	Exchanged from Omnicoin	+0.00704008



DASHBOARD


Username
andmax


Active Deposit
\$17459.00


Available Profit
\$59363.00


Referral Bonus
\$523.00


Referral link(Copy&Share)
http://myaccount.gtinvestors.com/register?ref_id=andrewsporsche@gmail.com

Transaction History

Recent Transaction History

Transaction History

Recent Transaction History

Transaction ID	Date	Description	Amount	Status
WPR016671	2019-05-24	Profit Return-Weekly	USD \$4801	COMPLETE
WPR016342	2019-05-17	Profit Return-Weekly	USD \$4500	COMPLETE
WPR016183	2019-05-10	Profit Return-Weekly	USD \$4420	COMPLETE
WPR016031	2019-05-03	Profit Return-Weekly	USD \$4811	COMPLETE
WPR015863	2019-04-26	Profit Return-Weekly	USD \$5320	COMPLETE
WPR015732	2019-04-19	Profit Return-Weekly	USD \$5000	COMPLETE
WPR015620	2019-04-13	Profit Return-Weekly	USD \$4109	COMPLETE
WPR015210	2019-04-05	Profit Return-Weekly	USD \$3561	COMPLETE
WPR014997	2019-03-29	Profit Return-Weekly	USD \$3361	COMPLETE
WPR014932	2019-03-23	Profit Return-Weekly	USD \$3000	COMPLETE
WPR014609	2019-03-18	Profit Return-Weekly	USD \$2881	COMPLETE
WPR014431	2019-03-10	Profit Return-Weekly	USD \$2539	COMPLETE
WPR014129	2019-03-01	Profit Return-Weekly	USD \$2500	COMPLETE
WPR013012	2019-02-22	Profit Return-Weekly	USD \$2700	COMPLETE
WPR013376	2019-02-16	Profit Return-Weekly	USD \$2310	COMPLETE
WPR013211	2019-02-08	Profit Return-Weekly	USD \$1886	COMPLETE
WPR012903	2019-02-01	Profit Return-Weekly	USD \$1664	COMPLETE
RFB07954	2019-01-31	Referral Bonus	USD \$264	COMPLETE
RLLO000847	2019-01-25	Profit Rollover	USD \$12459	COMPLETE

RLLO000847	2019-01-25	Profit Rollover	USD \$12459	COMPLETE
WPR012716	2019-01-25	Profit Return-Weekly	USD \$2000	COMPLETE
WPR012526	2019-01-18	Profit Return-Weekly	USD \$1911	COMPLETE
WPR012309	2019-01-11	Profit Return-Weekly	USD \$1877	COMPLETE
WPR012156	2019-01-04	Profit Return-Weekly	USD \$1320	COMPLETE
WPR011733	2018-12-22	Profit Return-Weekly	USD \$1000	COMPLETE
WPR011529	2018-12-14	Profit Return-Weekly	USD \$889	COMPLETE
WPR011437	2018-12-07	Profit Return-Weekly	USD \$800	COMPLETE
WPR011196	2018-11-30	Profit Return-Weekly	USD \$350	COMPLETE
WPR010827	2018-11-23	Profit Return-Weekly	USD \$309	COMPLETE
WPR010794	2018-11-16	Profit Return-Weekly	USD \$317	COMPLETE
WPR010783	2018-11-09	Profit Return-Weekly	USD \$358	COMPLETE
WPR010676	2018-11-02	Profit Return-Weekly	USD \$328	COMPLETE
WPR010613	2018-10-26	Profit Return-Weekly	USD \$350	COMPLETE
WPR010523	2018-10-19	Profit Return-Weekly	USD \$300	COMPLETE
WPR010416	2018-10-12	Profit Return-Weekly	USD \$350	COMPLETE

Hansen's Super Fund General Ledger

As at 30 June 2019

Transaction Date	Description	Units	Debit	Credit	Balance \$
Interest Received (25000)					
<u>P&N Bank #8270 (CRU01978270)</u>					
31/07/2018	Interest Credit			1.37	1.37 CR
31/08/2018	Interest Credit			1.37	2.74 CR
30/09/2018	Interest Credit			1.33	4.07 CR
31/10/2018	Interest Credit			1.37	5.44 CR
30/11/2018	Interest Credit			1.33	6.77 CR
31/12/2018	Interest Credit			1.37	8.14 CR
31/01/2019	Interest Credit			1.33	9.47 CR
28/02/2019	Interest Credit			0.62	10.09 CR
31/03/2019	Interest Credit			0.69	10.78 CR
30/04/2019	Interest Credit			0.66	11.44 CR
31/05/2019	Interest Credit			0.69	12.13 CR
30/06/2019	Interest Credit			0.67	12.80 CR
				12.80	12.80 CR

Total Debits: 0.00

Total Credits: 12.80

Hansen's Super Fund General Ledger

As at 30 June 2019

Transaction Date	Description	Units	Debit	Credit	Balance \$
ASIC Fees (30800)					
ASIC Fees (30800)					
31/01/2019	Internet BPay Internet Banking BPay to ASIC Ref#2296234225060 #3258518700		53.00		53.00 DR
			53.00		53.00 DR

Total Debits: 53.00

Total Credits: 0.00



ASIC
Australian Securities &
Investments Commission

page 1 of 2

Inquiries
www.asic.gov.au/invoices
1300 300 630

ABN 86 768 265 615

BITCOINIAN PTY LTD
ANDREW HANSEN
U 1904
118 GOODWOOD PDE
BURSWOOD WA 6100

20 July 2021

BITCOINIAN PTY LTD
ABN/ACN/ARBN 623 422 506
Account No. 22623422506

OVERDUE AMOUNT \$54.00

OVERDUE REMINDER

Our records indicate that we have not received payment for the above company's annual review fee and/or late payment fees.

As this payment is now overdue, please pay **immediately** to prevent further action. Failure to pay the annual review fee may result in ASIC initiated deregistration of the company.

If this account has been paid in full, thank you and please disregard this notice.

Outstanding transaction details are listed overleaf.

*PAID VIA AUSS PAY
50050643110
2/8/21.*



ASIC
Australian Securities &
Investments Commission

PAYMENT SLIP

BITCOINIAN PTY LTD

ACN 623 422 506 Account No. 22623422506



22623422506

TOTAL DUE \$54.00

Immediately \$0.00

Payment options are listed on the back of this payment slip

Biller Code: 17301
Ref: 2296234225060



*814 129 0002296234225060 67

Hansen's Super Fund General Ledger

As at 30 June 2019

Transaction Date	Description	Units	Debit	Credit	Balance \$
Bank Charges (31500)					
<u>Bank Charges (31500)</u>					
30/01/2019	International Transfer Fee		15.00		15.00 DR
			15.00		15.00 DR
Total Debits:	15.00				
Total Credits:	0.00				



Police & Nurses Limited
 Level 7, 130 Stirling Street
 Perth WA 6000
 PO Box 8609, Perth BC
 Western Australia 6849
 13 25 77 pnbank.com.au

Statement

Savings



BITCOINIAN PTY LTD ACN 623422506 ATF
 HANSEN'S SUPER FUND
 601 / 96 BOW RIVER CRESCENT
 BURSWOOD WA 6100

Statement No. 3
 Period 01/07/18 - 31/12/18
 Statement Date 31/12/2018

Account No. 01978270 SwiftSaver Account

BSB 806-015 Member 427521 Share 1

Credit Interest Paid	\$8.14	TFN Status	TFN Not Quoted
		Tax Withheld YTD	NIL

Opening Balance	Total Debits	Total Credits	Closing Balance
\$16,153.44	\$0.00	\$8.14	\$16,161.58

Date	Description	Debits (\$)	Credits (\$)	Balance
01 Jul 18	Opening Balance			16,153.44
31 Jul 18	Interest Credit		1.37	16,154.81
31 Aug 18	Interest Credit		1.37	16,156.18
30 Sep 18	Interest Credit		1.33	16,157.51
31 Oct 18	Interest Credit		1.37	16,158.88
30 Nov 18	Interest Credit		1.33	16,160.21
31 Dec 18	Interest Credit		1.37	16,161.58
31 Dec 18	Closing Balance			16,161.58

PNS001U02 / 0002074

Members are requested to check all statement entries and immediately report any apparent error or possible unauthorised transaction. P&N Bank is a member of an ASIC approved dispute resolution system. For further details on dispute resolution processes or additional product information including fees, charges, terms and conditions, please contact us on 13 25 77. Police & Nurses Limited ABN 69 087 651 876 AFSL/Australian Credit Licence 240701



Police & Nurses Limited
 Level 7, 130 Stirling Street
 Perth WA 6000
 PO Box 8609, Perth BC
 Western Australia 6849
 13 25 77 pnbank.com.au

Statement

Savings



BITCOINIAN PTY LTD ACN 623422506 ATF
 HANSEN'S SUPER FUND
 601 / 96 BOW RIVER CRESCENT
 BURSWOOD WA 6100

Statement No. 4
 Period 01/01/19 - 30/06/19
 Statement Date 30/06/2019

Account No. 01978270 SwiftSaver Account

BSB 806-015 Member 427521 Share 1

Credit Interest Paid	\$4.66	TFN Status	TFN Not Quoted
		Tax Withheld YTD	NIL

Opening Balance	Total Debits	Total Credits	Closing Balance
\$16,161.58	\$8,068.00	\$4.66	\$8,098.24

Date	Description	Debits (\$)	Credits (\$)	Balance
01 Jan 19	Opening Balance			16,161.58
30 Jan 19	Transfer Int'l Tfr to Ziaul Islam (Acc # 41706633)United KingdomUSD5576.00	8,000.00		8,161.58
30 Jan 19	International Transfer Fee	15.00		8,146.58
31 Jan 19	Internet BPay Internet Banking BPay to ASIC Ref#2296234225060 #3258518700	53.00		8,093.58
31 Jan 19	Interest Credit		1.33	8,094.91
28 Feb 19	Interest Credit		0.62	8,095.53
31 Mar 19	Interest Credit		0.69	8,096.22
30 Apr 19	Interest Credit		0.66	8,096.88
31 May 19	Interest Credit		0.69	8,097.57
30 Jun 19	Interest Credit		0.67	8,098.24
30 Jun 19	Closing Balance			8,098.24

Since 1 July 2018 Interest Earned	\$12.80	General Withholding Tax	NIL
------------------------------------------	---------	--------------------------------	-----

PNS182U02 / 0001773

Members are requested to check all statement entries and immediately report any apparent error or possible unauthorised transaction. P&N Bank is a member of an ASIC approved dispute resolution system. For further details on dispute resolution processes or additional product information including fees, charges, terms and conditions, please contact us on 13 25 77. Police & Nurses Limited ABN 69 087 651 876 AFSL/Australian Credit Licence 240701



Police & Nurses Limited
 Level 6, 556 Wellington St
 Perth WA 6000
 PO Box 8609, Perth BC
 Western Australia 6849
13 25 77 pnbank.com.au

Statement Savings



BITCOINIAN PTY LTD ACN 623422506 ATF
 HANSEN'S SUPER FUND
 601 / 96 BOW RIVER CRESCENT
 BURSWOOD WA 6100

Statement No. 5
 Period 01/07/19 - 31/12/19
 Statement Date 31/12/2019

Account No. 01978270 SwiftSaver Account

BSB 806-015 Member 427521 Share 1

Credit Interest Paid	\$2.88	TFN Status	TFN Not Quoted
		Tax Withheld YTD	NIL

Opening Balance	Total Debits	Total Credits	Closing Balance
\$8,098.24	\$6,099.00	\$2.88	\$2,002.12

Date	Description	Debits (\$)	Credits (\$)	Balance
01 Jul 19	Opening Balance			8,098.24
31 Jul 19	Interest Credit		0.69	8,098.93
31 Aug 19	Interest Credit		0.68	8,099.61
30 Sep 19	Interest Credit		0.67	8,100.28
21 Oct 19	Payment to 086-720 578656436 DM AL H Osko Payment To DM AL Hutchins Account 578656436 NAB - Karratha Ref#203641377	1,275.00		6,825.28
21 Oct 19	Payment to 066-110 10135649 AMHR Pty Osko Payment To AMHR Pty Ltd Account 10135649 CBA - 95 William Ref#203641404	2,585.00		4,240.28
21 Oct 19	Payment to 016-494 200440916 Relianc Osko Payment To Reliance Auditing Service Account 200440916 ANZ Ref#203641433	605.00		3,635.28
21 Oct 19	Internet BPay Internet Banking BPay to TAX OFFICE PAYMENTS Ref#494146266000192677 #3309048720	1,634.00		2,001.28
31 Oct 19	Interest Credit		0.50	2,001.78
30 Nov 19	Interest Credit		0.17	2,001.95
31 Dec 19	Interest Credit		0.17	2,002.12
31 Dec 19	Closing Balance			2,002.12



Bitcoinian Pty Ltd ACN 623422506 ATF Hansen's Super Fund

Date: 04/09/2021
Period: 01/01/2020 - 30/06/2020
(182 Days)

Account SAV - 01978270 SwiftSaver Account

Date	Effective Date	Description	Debits	Credits	Balance
31/01/2020		Interest Credit		0.17	2,002.29
29/02/2020		Interest Credit		0.16	2,002.45
31/03/2020		Interest Credit		0.17	2,002.62
30/04/2020		Interest Credit		0.16	2,002.78
31/05/2020		Interest Credit		0.17	2,002.95
30/06/2020		Interest Credit		0.17	2,003.12

This is a transaction listing only and not a formal statement.

Page: 1



Bitcoinian Pty Ltd ACN 623422506 ATF Hansen's Super Fund

Date: 04/09/2021
Period: 01/07/2020 - 30/06/2021
(365 Days)

Account SAV - 01978270 SwiftSaver Account

Date	Effective Date	Description	Debits	Credits	Balance
31/07/2020		Interest Credit		0.17	2,003.29
31/08/2020		Interest Credit		0.17	2,003.46
30/09/2020		Interest Credit		0.16	2,003.62
31/10/2020		Interest Credit		0.17	2,003.79
30/11/2020		Interest Credit		0.17	2,003.96
31/12/2020		Interest Credit		0.17	2,004.13
08/01/2021		Osko Payment To BTC Markets Pty Ltd payments@btcmarkets.net Ref#208789485	2,000.00		4.13
31/01/2021		Interest Credit		0.04	4.17

This is a transaction listing only and not a formal statement.

Page: 1



Transaction History for Andrew George Hansen, 401896

Date: 03/09/2021

Date: 03/09/2021

Transaction: All

Showing: 01/07/2018 - 03/09/2021

Order: Newest First

SwiftSaver Account - 01978270 Andrew George Hansen

You can use the search function to search for transactions that cleared up to 90 days ago. To view transactions older than 90 days or within a specific date range, please use the advanced search function.

Date	Description	Amount	Balance
01/02/2021	Interest CreditEffective Date: 31/01/2021	\$0.04	\$4.17
08/01/2021	Osko Payment To BTC Markets Pty Ltd payments@btcmarkets.net Ref#208789485	-\$2,000.00	\$4.13
31/12/2020	Interest Credit	\$0.17	\$2,004.13
01/12/2020	Interest CreditEffective Date: 30/11/2020	\$0.17	\$2,003.96
01/11/2020	Interest CreditEffective Date: 31/10/2020	\$0.17	\$2,003.79
01/10/2020	Interest CreditEffective Date: 30/09/2020	\$0.16	\$2,003.62
01/09/2020	Interest CreditEffective Date: 31/08/2020	\$0.17	\$2,003.46
01/08/2020	Interest CreditEffective Date: 31/07/2020	\$0.17	\$2,003.29
01/07/2020	Interest CreditEffective Date: 30/06/2020	\$0.17	\$2,003.12
01/06/2020	Interest CreditEffective Date: 31/05/2020	\$0.17	\$2,002.95
01/05/2020	Interest CreditEffective Date: 30/04/2020	\$0.16	\$2,002.78
01/04/2020	Interest CreditEffective Date: 31/03/2020	\$0.17	\$2,002.62
01/03/2020	Interest CreditEffective Date: 29/02/2020	\$0.16	\$2,002.45
01/02/2020	Interest CreditEffective Date: 31/01/2020	\$0.17	\$2,002.29
01/01/2020	Interest CreditEffective Date: 31/12/2019	\$0.17	\$2,002.12
30/11/2019	Interest Credit	\$0.17	\$2,001.95
01/11/2019	Interest CreditEffective Date: 31/10/2019	\$0.50	\$2,001.78

[Message us](#)



Australian Government
Australian Taxation Office

Agent METIER 2020 PTY LTD
Client THE TRUSTEE FOR HANSEN'S
 SUPER FUND
ABN 99 270 527 509
TFN 494 146 266

Income tax 002

Date generated	26/09/2021
Overdue	\$0.00
Not yet due	\$0.00
Balance	\$1,634.00 CR

Transactions

1 results found - from **26 September 2010** to **26 September 2021** sorted by **processed date** ordered **newest to oldest**

Processed date	Effective date	Description	Debit (DR)	Credit (CR)	Balance
22 Oct 2019	21 Oct 2019	Payment received		\$1,634.00	\$1,634.00 CR



Australian Government
Australian Taxation Office

Agent METIER 2020 PTY LTD
Client THE TRUSTEE FOR HANSEN'S
SUPER FUND
ABN 99 270 527 509
TFN 494 146 266

Activity statement 004

Date generated	26/09/2021
Overdue	\$0.00
Not yet due	\$0.00
Balance	\$0.00

Transactions

0 results found - from **26 September 2010** to **26 September 2021** sorted by **processed date** ordered **newest to oldest**

Credit for interest on early payments – amount of interest
H1

Credit for tax withheld – foreign resident withholding (excluding capital gains)
H2

Credit for tax withheld – where ABN or TFN not quoted (non-individual)
H3

Credit for TFN amounts withheld from payments from closely held trusts
H5

Credit for interest on no-TFN tax offset
H6

Credit for foreign resident capital gains withholding amounts
H8

Eligible credits
H
 (H1 plus H2 plus H3 plus H5 plus H6 plus H8)

#Tax offset refunds **I**
 (Remainder of refundable tax offsets).
 (unused amount from label E- an amount must be included even if it is zero)

PAYG instalments raised
K

Supervisory levy
L

Supervisory levy adjustment for wound up funds
M

Supervisory levy adjustment for new funds
N

Total amount of tax payable **S**
 (T5 plus G less H less I less K plus L less M plus N)

#This is a mandatory label.

Section E: Losses

14 Losses

If total loss is greater than \$100,000, complete and attach a Losses schedule 2018.

Tax losses carried forward to later income years **U**

Net capital losses carried forward to later income years **V**

	Net capital losses brought forward from prior years	Net capital losses carried forward to later income years
Non-Collectables	<input type="text"/>	<input type="text" value="0"/>
Collectables	<input type="text"/>	<input type="text" value="0"/>