

# EVERALL FAMILY SUPER FUND

## REGISTER OF MEMBERS

Date Admitted	Member Name	Member Address	Date Ceased
30 March 2015	Jay Charles Everall	2 Pye Crt Warrnambool VIC 3280	
30 March 2015	Karen Elizabeth Everall	2 Pye Crt Warrnambool VIC 3280	

# SELF MANAGED SUPERANNUATION FUND – PRODUCT DISCLOSURE STATEMENT

This Product Disclosure Statement (PDS) provides a summary of significant information about the Self Managed Superannuation Fund (SMSF) you have joined or are considering joining. It contains a number of references to important information which forms part of the PDS, and should be considered for general information purposes as a guide only.

You should consider that information before making a decision about the SMSF. The information in the PDS is general information only and does not take into account your personal financial situation or needs. You should obtain financial advice tailored to your personal circumstances.

This material relating to SMSFs may change between the time when you read this PDS and the day when you sign the application form.

## Contents

1.	About SMSFs .....	1
2.	How super works .....	3
3.	Benefits of investing with your SMSF .....	4
4.	Risks of super .....	4
5.	How we invest your money .....	5
6.	Fees and costs .....	5
7.	How super is taxed .....	6
8.	Insurance in your super .....	7
9.	How to open an account .....	7
10.	Enquiries and contact details .....	8

## 1. About SMSFs

An SMSF is a type of super fund which enables individuals to manage their own superannuation benefits.

The basic definition of an SMSF is:

- it has less than 5 members;
- each individual trustee of the fund or director of the corporate trustee is a member of the fund;
- each member of the fund is an individual trustee or director of the corporate trustee of the fund;
- no member of the fund is an employee of another fund member, unless related; and
- no trustee or director of the corporate trustee receives any remuneration for duties or services in relation to the fund.

Specific exceptions apply to some of the basic definitions.

According to the Australian Taxation Office (ATO) publication *Running a self-managed super fund* “

*“Like other super funds, SMSFs are a way of saving for your retirement. Generally, the main difference between an SMSF and other types of funds is that members of an SMSF are the trustees. This means the members of the SMSF run it for their own benefit.*

*“SMSFs are not suitable for everyone and you should think carefully before deciding to set one up.*

*“If you decide that an SMSF is the appropriate vehicle for your super savings, you need to ensure that the fund is set up and maintained so that it is eligible for tax concessions, can pay benefits and is as easy as possible to administer.”*

You can obtain further information regarding the operation of SMSFs in general from sources such as:

- the ATO - a series of publications ranging from *Thinking about self-managed super*, through to *Winding up an SMSF* at <http://www.ato.gov.au/Super/Self-managed-super-funds/>; or
- the Australian Prudential Regulatory Authority (APRA) at <http://www.apra.gov.au/>; or
- the Australian Securities and Investments Commission (ASIC) MoneySmart site at [www.moneysmart.gov.au/](http://www.moneysmart.gov.au/).

SMSFs can:

- accept contributions;
- provide for the investment and maintenance of super monies;
- provide insurance cover; and
- provide benefits in the form of lump sums and/or pensions.

SMSFs usually operate under a set of governing rules. Those rules, among others, generally provide details of possible investments permitted for the SMSF.

SMSF trustees will usually have access to a broad range of investment opportunities, including the ability to invest in specific assets, such as real property.

The regulation of SMSFs also differs from that of other superannuation arrangements as the ATO, and not APRA, regulates SMSFs.

### **Your SMSF in particular**

You are a member or about to become a member of an SMSF which is governed by the *SMSF Governing Rules Version 14.01*, available for inspection at any time from the office of the trustee.

For the current year of income and subsequent years, the fund will be operated as a regulated superannuation fund in accordance with the requirements for SMSFs under the *Superannuation Industry (Supervision) Act 1993* and the *Superannuation Industry (Supervision) Regulations 1994*.

Both you and your employers are entitled to make contributions to the SMSF. When contributions are made, they will be credited to your member accumulation account within the fund. The total amount of your accumulation account will ultimately form the basis of your benefit entitlement in the fund.

Additionally, the governing rules permit the spouse of a member and any other persons with the member's consent, and with the consent of the trustee, to make contributions to the SMSF on behalf of the member.

Your benefit entitlement in the fund will accrue on an accumulation basis and be represented by the total amount held in your accumulation account and treated as vested in you.

Your accumulation account will be made up of all contributions and rollover payments credited to the account, together with income on those amounts less your share of all expenses and taxation referable to your entitlement in the SMSF.

You do not have to withdraw your benefit entitlement from the SMSF at any particular age, regardless of whether or not you are still working.

The governing rules provide for a range of benefits payable as follows:

- Retirement at or after Normal Retirement Age (normally age 65);
- Total and Permanent Disablement;
- Temporary Total Disablement;
- Early Retirement from Employment;
- Attaining Preservation Age;
- Death;
- Terminal Medical Condition.

As a member of the fund, you will be entitled to receive the whole or part of your benefit by way of a superannuation income stream upon the attainment of one of the above conditions, provided either by payment of an account based pension or by the trustee's purchase of an annuity outside the fund.

The governing rules set out special requirements which apply to the trustee of the SMSF, including the requirement that each member plays an active role in the trusteeship of the fund.

The governing rules also set out the powers and duties of the trustee, which is required to act in the best interests of all members at all times, and machinery for the appointment and removal of the trustee.

Although the governing rules do not specifically provide for a cooling off period, you may cease your membership of the fund at any time.

Enquiries regarding your benefit entitlements in the SMSF and other questions regarding your membership of the SMSF should be directed to the trustee. Contact details for the trustee are included at the end of this document.

## 2. How super works

Superannuation is a part compulsory and part voluntary system to enable individuals to save for their retirement.

It provides a tax effective way of accumulating savings to be accessed once the person retires, or to provide for the dependants of the individual in the event of their death.

The compulsory portion is the contributions required to be made by an employer under the Superannuation Guarantee legislation, which represents 9.25% of the salary received by most employees for the 2014 financial year. This portion is subject to legislative change and at the time of writing is expected to rise to 12% over time.

Most people have the right to choose the fund to which their employer should direct their superannuation guarantee contributions.

Individuals may voluntarily add to the contributions, either by requesting their employer to contribute an additional amount from their employment income, or by making contributions from personal funds.

Other sources of money to increase the superannuation balance of an individual include contributions made by Government and also money in other super funds which can be transferred (rolled over) to the new SMSF. Additionally, tax savings are provided by the Government in the form of lower tax rates for superannuation funds which comply with the law.

There are limits to the amounts which are able to be contributed to superannuation. Additionally, most contributions and income generated from investments are 'preserved', meaning that certain conditions need to be met before the super benefits may be released.

Superannuation money can be invested on a long term basis, depending on the time horizon until the member or members are permitted to access their superannuation.

Usually, individuals may access their superannuation on a limited basis after turning 55 years of age (if born before 1 July 1960) and on an unlimited basis after turning 65 years of age.

For those born on or after 1 July 1960, access can occur after turning a specific age ('Preservation Age'), as detailed in the table below.

Date of Birth	Preservation Age
After 30/06/64	60
01/07/63 - 30/06/64	59
01/07/62 - 30/06/63	58
01/07/61 - 30/06/62	57
01/07/60 - 30/06/61	56
Before 01/07/60	55

Depending on their ages and circumstances, full access may be available to individuals between ages 55 and 65.

Instances of members being able to access their superannuation before reaching age 65, at least on a limited basis, include:

- a transition to retirement income stream;
- permanent retirement after age 55;
- changing an employment arrangement after age 60;
- temporary total disability;
- total and permanent disability; and
- contracting a terminal illness.



### 3. Benefits of investing with your SMSF

The key benefits of an SMSF include:

- control - many investors wish to have control, as trustee, over the investment decisions and other key management decisions concerning their superannuation;
- investment choice - individuals wishing to include a range of direct investments in their super, including property, can do so through an SMSF;
- costs - although a range of fixed costs can apply to SMSFs, the trustees and members have a degree of control over the operating costs of their SMSF;
- flexibility - an SMSF can be structured to pay lump sum or pension benefits, or a combination of the two.
- individual structures - SMSFs can be structured to separately cater for the individual needs of each member;
- insurance - insurance policies can be owned within the SMSF at different levels of cover, according to the personal requirements of each member;
- personal assets - certain assets owned by individual members may be purchased by the SMSF or contributed to the fund;
- asset purchases and sales - the timing of purchases and sales can be more easily controlled in an SMSF than in a larger fund;
- borrowing - SMSF trustees are able to borrow to purchase investments;
- estate planning - planning for the passing of a member and the provision for their dependents can be more easily facilitated with an SMSF, given the closer relationship between the members and trustees.

### 4. Risks of super

Superannuation is a vehicle through which investments are made. All investments carry a degree of risk.

Investments such as cash or bonds have a lower level of risk, whereas other investments, including property and shares, can have a higher level of risk.

As a generalisation, investments which indicate potentially higher returns over a longer term will provide a greater potential for:

- volatility over a short term; and
- a negative return on the investment.

In general terms:

- short term risk is a risk that your super savings will be reduced by volatility of the investment markets;
- medium-term risk balances two risks, firstly that your super savings will be reduced by volatility and, secondly, that your super savings will not keep up with inflation; and
- long-term risk is the risk that your super savings will not keep up with inflation.

The appropriate level of risk will vary from member to member, depending on the individual's age, investment time frame, level of assets held outside of superannuation and risk tolerance.

Within the SMSF, investment risk can be catered for by using separate investment strategies for each member or for each age group (i.e. parents and children).

Diversified investment strategies allow money to be allocated to a range of assets in order to mitigate the risk of volatility and the possible loss from investing superannuation money.

The significant risks to investment of super monies include:

- the value of investments can rise or fall, so your superannuation will reflect those values;
- investment market failures can occur;
- investing in assets which provide low returns but little risk of loss can result in a loss when compared to the rate of inflation;
- investing based on past returns is no indication of future returns;
- you may outlive your superannuation money; and
- the amount of your future superannuation savings (including contributions and investment returns) may not be enough to adequately provide for your retirement.

A further risk of superannuation, not directly related to investment issues, is that the Government may change superannuation, social security and/or tax laws over time, with such changes having an

adverse impact on your superannuation benefits in general, your ability to access those benefits or the taxation cost of accessing the benefits.

## 5. How we invest your money

Each member of the SMSF, as a director of the trustee (or individual trustee) of the SMSF, has a responsibility for the investment of all of the member funds comprising the SMSF.

The trustee of the SMSF is guided by the governing rules (trust deed) of the fund in regards to the investments permitted to be made on behalf of members, which authorises a wide range of investments.

In the governing rules of the SMSF, the trustee is permitted to offer members the opportunity of having their superannuation benefits invested in a particular investment strategy specifically designed to cater for the individual member's investment risks and time horizon.

Additionally, the trustee may accept directions from individual members in regards to the investment of each member's benefits within the SMSF.

Therefore, members may choose, if they wish, a range of investments which suit their individual needs and retirement horizons. It is important, when choosing investments, that individuals consider the likely investment return, the risks associated with the selected investments and the individual's investment time frame.

Alternatively, the trustee will invest member funds on a 'pooled basis', whereby each member will share in the gains or losses derived from all investments, on a proportionate basis.

The trustee will have an overall investment strategy for the SMSF, in accordance with the governing rules and the superannuation legislation, and may also have a number of investment strategies to suit the specific individual requirements of members. Those strategies can be amended at any time.

Investment strategies generally:

- include an indicative range of investments for the SMSF trustee to hold across the various asset categories;
- consider the overall risk and return as well as an investment aim for the SMSF over a medium to long-term horizon;
- contain benchmarks against which the performance of the investments can be measured;
- contemplate the ability of the trustee to meet its obligations, including the payment of member benefits, as and when they fall due; and
- determine whether the fund should hold insurance cover for the members.

When investing SMSF money, the trustee will generally select from investments which are performing well or indicate potential improved financial performance as well as having effective environmental, social and governance standards.

## 6. Fees and costs

### Consumer Advisory Warning

#### Did you know?

Small differences in both investment performance and fees and costs can have a substantial impact on your long-term returns.

For example, total annual fees and costs of 2% of your fund balance rather than 1% could reduce your final return by up to 20% over a 30 year period (for example, reduce it from \$100,000 to \$80,000).

You should consider whether features such as superior investment performance or the provision of better member services justify higher fees and costs. You may be able to negotiate to pay lower adviser fees. Ask your adviser.

#### To find out more

If you would like to find out more, or see the impact of the fees based on your own circumstances, the **ASIC** website ([www.moneysmart.gov.au](http://www.moneysmart.gov.au)) has a superannuation fee calculator to help you check out different fee options.

*This Consumer Advisory Warning is a Government prescribed warning.*

The trustee of your SMSF is not permitted to charge a fee for its services, nor are the directors of the corporate trustee permitted to charge for services in regards to acting as directors or the company acting as trustee of the SMSF.

Fees and costs of an SMSF are generally able to be determined by the trustee and members, as most of the fees and costs relate to services obtained from professionals, such as:

- Lawyers;
- Accountants;
- Financial Advisers;
- Actuaries;
- Share Brokers;
- Valuers; and
- Other professional advisers.

The level of the expense incurred in regards to each of the above will depend on the complexity of service (if any) required and, in some instances, the quality of information prepared by the trustee (such as providing complete information to accountants for preparation of the annual financial statements).

Other expenses likely to be incurred by the SMSF include taxation, the ATO regulatory levy, insurance premiums and expenses in regards to the acquisition, maintenance and disposal of investments.

For example, the cost of operating a bank account is generally minimal. On the other hand, the cost to acquire and dispose of other investments, such as listed equities, will result in a brokerage fees incurred on acquisition and also on disposal. The level of brokerage fees will vary from time to time, depending on volume of trades and rates negotiated with stockbrokers.

As some of the expenses incurred in the administration of the SMSF are effectively fixed in nature, the relevant proportion of those costs, as an overall percentage of fund assets, will vary depending on the actual value of the assets held within the SMSF.

## **7. How super is taxed**

Superannuation is generally taxed on 3 main types of transactions:

- Contributions;
- Investment income; and
- Benefit payments.

### **Contributions**

Contributions made by employers or by self-employed persons to the SMSF, 'concessional contributions', will be taxable in the hands of the SMSF trustee at the rate of either 15% or 30%. The higher rate applies in respect of individual members with an income greater than \$300,000 in the relevant year.

Amounts received by the SMSF in excess of an annual limit, the 'concessional contributions cap', will be taxed in the individual member's hands at their marginal rate of tax. A proportion (up to 85%) of the amount in excess of the concessional contributions cap is permitted to be withdrawn from the SMSF and paid to the ATO, for inclusion in the individual's income tax assessment.

All other contributions, including contributions made by a member for which no tax deduction is claimed, 'non-concessional contributions' are generally received by the trustee free of tax.

The exception to that is in respect of non-concessional contributions which exceed the relevant 'non-concessional contributions cap' for a particular year or years. In that event, the excess amount will be taxed at the rate of 45% plus Medicare levy.

Although members are not required to provide their tax file number to the trustee of their SMSF, if they do not do so, higher taxes may be levied from concessional contributions and the trustee will not be permitted to receive other types of contributions.

### **Investment Income**

Income and realised capital gains ('fund earnings') generated from investments held by the fund are included in the annual taxation return of the SMSF.

Expenses incurred in generating the income are able to be offset against the fund earnings of the SMSF.

If the SMSF is paying a pension to one or more members, at least a portion of the fund earnings may be offset by a deduction titled 'exempt current pension income' deduction. That effectively makes at least a portion of the income from assets supporting a pension, tax-free.

Dividend imputation credits received by the SMSF are able to be offset against any tax payable and, if they exceed the amount of tax payable, are paid as a refund to the SMSF.

### **Benefit payments**

Member balances within superannuation are required to be recorded in components being either taxable or tax free.

Proportions of payments derived from the tax free component will not be taxed in the hands of recipients, regardless of their age. Recipients of any taxable component of payments may be subject to tax on that portion.

Benefit payments to members over 60 years of age are paid free of tax, whether paid by way of a lump sum or as a pension.

For individuals under age 60, tax will be applied to the taxable component of any benefit paid. The amount of tax withheld will be retained by the trustee and remitted to the ATO. The remitted tax will be treated as tax paid by the member when the individual's income tax return is assessed.

For recipients of a lump sum payment, a certain amount of the taxable component of the benefit may be received free of tax, if the amount is within the individual's 'low rate cap', a lifetime allowance for withdrawal of lump sum benefits from superannuation.

The taxable component of payments to pension recipients will be included in their income tax return and they may be entitled to an offset of 15%, effectively providing a reduction in the rate of tax payable.

## **8. Insurance in your super**

The governing rules of your SMSF permit the trustee to hold insurance cover for members.

There is no automatic offering of insurance for members of the fund, although consideration will be given by the trustee to obtaining cover for each member, particularly death and Total and Permanent Disability cover.

It is a legislative requirement that the trustee regularly considers, as part of an investment strategy for the SMSF, whether it will hold insurance within the fund for one or more members.

As the directors of the trustee, or trustees, and the members are usually one and the same, the trustee is in a position to determine the individual insurance needs of the members, whether the individuals hold sufficient insurance cover outside of superannuation, and the type of insurance cover, if any, required within the SMSF. There are costs involved in maintaining insurance cover for members, which will generally be paid from accumulated member benefits.

Members or prospective members who have superannuation benefits in public offer funds should consider their insurance needs if intending to transfer their benefits from that fund or those funds, as their insurance cover is likely to cease following the transfer of their benefits to the SMSF.

Apart from the usual insurance needs of the members, the trustee will also consider insurance in the event of a decision being made to borrow funds to purchase an asset which is of significant value in comparison to the overall value of the SMSF.

Payment of premiums in respect of insurance cover taken out for individual members will generally be drawn from the member balances of each of the respective individuals covered under their insurance policies.

## **9. How to open an account**

The trustee of the SMSF is permitted under the governing rules of the fund to accept any person, at its discretion, as a member of the fund.

That discretion is subject to some limitations, including:

- the SMSF must never have more than 4 members;
- the prospective member is not disqualified from acting as trustee of the SMSF or as director of the corporate trustee;
- if the prospective member is an employee or employer of another member, they are related;
- if accepted as a member, the individual will become a trustee or director of the trustee; and
- if accepted, the member agrees to abide by the governing rules of the fund.

A prospective member may be admitted to membership either by completing an Application for Membership form and/or, if the trustee decides to admit the person as a member of the SMSF.

Before making an application for membership, you should read this PDS and make enquiries of the trustee in respect of any matters which are not understood.

**Dispute resolution**

- any complaint should initially be addressed to the Trustee.
- If the complaint remains unresolved, you should seek independent legal advice.
- You are not able to take your dispute to the Superannuation Complaints Tribunal, as an SMSF is not subject to the Tribunal's jurisdiction.

**Cooling Off period**

You will have the right to a cooling off period in relation to your membership in the SMSF. The cooling off period will commence after the 5<sup>th</sup> day following your acceptance as a member of the SMSF and will last a period of 14 days.

You will have no right to discontinue your membership if you have commenced receiving a pension in that period.

**10. Enquiries and contact details**

If you would like any further information, enquiries may be directed to the trustee as detailed below:

**Trustee Name:** Everall Family Super Pty Ltd (ACN 605 027 629)

**Contact Phone Number:** .....



# SELF MANAGED SUPERANNUATION FUND – PRODUCT DISCLOSURE STATEMENT

This Product Disclosure Statement (PDS) provides a summary of significant information about the Self Managed Superannuation Fund (SMSF) you have joined or are considering joining. It contains a number of references to important information which forms part of the PDS, and should be considered for general information purposes as a guide only.

You should consider that information before making a decision about the SMSF. The information in the PDS is general information only and does not take into account your personal financial situation or needs. You should obtain financial advice tailored to your personal circumstances.

This material relating to SMSFs may change between the time when you read this PDS and the day when you sign the application form.

## Contents

1.	About SMSFs .....	1
2.	How super works .....	3
3.	Benefits of investing with your SMSF .....	4
4.	Risks of super .....	4
5.	How we invest your money .....	5
6.	Fees and costs .....	5
7.	How super is taxed .....	6
8.	Insurance in your super .....	7
9.	How to open an account .....	7
10.	Enquiries and contact details .....	8

## 1. About SMSFs

An SMSF is a type of super fund which enables individuals to manage their own superannuation benefits.

The basic definition of an SMSF is:

- it has less than 5 members;
- each individual trustee of the fund or director of the corporate trustee is a member of the fund;
- each member of the fund is an individual trustee or director of the corporate trustee of the fund;
- no member of the fund is an employee of another fund member, unless related; and
- no trustee or director of the corporate trustee receives any remuneration for duties or services in relation to the fund.

Specific exceptions apply to some of the basic definitions.

According to the Australian Taxation Office (ATO) publication *Running a self-managed super fund* “

*“Like other super funds, SMSFs are a way of saving for your retirement. Generally, the main difference between an SMSF and other types of funds is that members of an SMSF are the trustees. This means the members of the SMSF run it for their own benefit.*

*“SMSFs are not suitable for everyone and you should think carefully before deciding to set one up.*

*“If you decide that an SMSF is the appropriate vehicle for your super savings, you need to ensure that the fund is set up and maintained so that it is eligible for tax concessions, can pay benefits and is as easy as possible to administer.”*

You can obtain further information regarding the operation of SMSFs in general from sources such as:

- the ATO - a series of publications ranging from *Thinking about self-managed super*, through to *Winding up an SMSF* at <http://www.ato.gov.au/Super/Self-managed-super-funds/>; or
- the Australian Prudential Regulatory Authority (APRA) at <http://www.apra.gov.au/>; or
- the Australian Securities and Investments Commission (ASIC) MoneySmart site at [www.moneysmart.gov.au/](http://www.moneysmart.gov.au/).



SMSFs can:

- accept contributions;
- provide for the investment and maintenance of super monies;
- provide insurance cover; and
- provide benefits in the form of lump sums and/or pensions.

SMSFs usually operate under a set of governing rules. Those rules, among others, generally provide details of possible investments permitted for the SMSF.

SMSF trustees will usually have access to a broad range of investment opportunities, including the ability to invest in specific assets, such as real property.

The regulation of SMSFs also differs from that of other superannuation arrangements as the ATO, and not APRA, regulates SMSFs.

### **Your SMSF in particular**

You are a member or about to become a member of an SMSF which is governed by the *SMSF Governing Rules Version 14.01*, available for inspection at any time from the office of the trustee.

For the current year of income and subsequent years, the fund will be operated as a regulated superannuation fund in accordance with the requirements for SMSFs under the *Superannuation Industry (Supervision) Act 1993* and the *Superannuation Industry (Supervision) Regulations 1994*.

Both you and your employers are entitled to make contributions to the SMSF. When contributions are made, they will be credited to your member accumulation account within the fund. The total amount of your accumulation account will ultimately form the basis of your benefit entitlement in the fund.

Additionally, the governing rules permit the spouse of a member and any other persons with the member's consent, and with the consent of the trustee, to make contributions to the SMSF on behalf of the member.

Your benefit entitlement in the fund will accrue on an accumulation basis and be represented by the total amount held in your accumulation account and treated as vested in you.

Your accumulation account will be made up of all contributions and rollover payments credited to the account, together with income on those amounts less your share of all expenses and taxation referable to your entitlement in the SMSF.

You do not have to withdraw your benefit entitlement from the SMSF at any particular age, regardless of whether or not you are still working.

The governing rules provide for a range of benefits payable as follows:

- Retirement at or after Normal Retirement Age (normally age 65);
- Total and Permanent Disablement;
- Temporary Total Disablement;
- Early Retirement from Employment;
- Attaining Preservation Age;
- Death;
- Terminal Medical Condition.

As a member of the fund, you will be entitled to receive the whole or part of your benefit by way of a superannuation income stream upon the attainment of one of the above conditions, provided either by payment of an account based pension or by the trustee's purchase of an annuity outside the fund.

The governing rules set out special requirements which apply to the trustee of the SMSF, including the requirement that each member plays an active role in the trusteeship of the fund.

The governing rules also set out the powers and duties of the trustee, which is required to act in the best interests of all members at all times, and machinery for the appointment and removal of the trustee.

Although the governing rules do not specifically provide for a cooling off period, you may cease your membership of the fund at any time.

Enquiries regarding your benefit entitlements in the SMSF and other questions regarding your membership of the SMSF should be directed to the trustee. Contact details for the trustee are included at the end of this document.

## 2. How super works

Superannuation is a part compulsory and part voluntary system to enable individuals to save for their retirement.

It provides a tax effective way of accumulating savings to be accessed once the person retires, or to provide for the dependants of the individual in the event of their death.

The compulsory portion is the contributions required to be made by an employer under the Superannuation Guarantee legislation, which represents 9.25% of the salary received by most employees for the 2014 financial year. This portion is subject to legislative change and at the time of writing is expected to rise to 12% over time.

Most people have the right to choose the fund to which their employer should direct their superannuation guarantee contributions.

Individuals may voluntarily add to the contributions, either by requesting their employer to contribute an additional amount from their employment income, or by making contributions from personal funds.

Other sources of money to increase the superannuation balance of an individual include contributions made by Government and also money in other super funds which can be transferred (rolled over) to the new SMSF. Additionally, tax savings are provided by the Government in the form of lower tax rates for superannuation funds which comply with the law.

There are limits to the amounts which are able to be contributed to superannuation. Additionally, most contributions and income generated from investments are 'preserved', meaning that certain conditions need to be met before the super benefits may be released.

Superannuation money can be invested on a long term basis, depending on the time horizon until the member or members are permitted to access their superannuation.

Usually, individuals may access their superannuation on a limited basis after turning 55 years of age (if born before 1 July 1960) and on an unlimited basis after turning 65 years of age.

For those born on or after 1 July 1960, access can occur after turning a specific age ('Preservation Age'), as detailed in the table below.

Date of Birth	Preservation Age
After 30/06/64	60
01/07/63 - 30/06/64	59
01/07/62 - 30/06/63	58
01/07/61 - 30/06/62	57
01/07/60 - 30/06/61	56
Before 01/07/60	55

Depending on their ages and circumstances, full access may be available to individuals between ages 55 and 65.

Instances of members being able to access their superannuation before reaching age 65, at least on a limited basis, include:

- a transition to retirement income stream;
- permanent retirement after age 55;
- changing an employment arrangement after age 60;
- temporary total disability;
- total and permanent disability; and
- contracting a terminal illness.

### 3. Benefits of investing with your SMSF

The key benefits of an SMSF include:

- control - many investors wish to have control, as trustee, over the investment decisions and other key management decisions concerning their superannuation;
- investment choice - individuals wishing to include a range of direct investments in their super, including property, can do so through an SMSF;
- costs - although a range of fixed costs can apply to SMSFs, the trustees and members have a degree of control over the operating costs of their SMSF;
- flexibility - an SMSF can be structured to pay lump sum or pension benefits, or a combination of the two.
- individual structures - SMSFs can be structured to separately cater for the individual needs of each member;
- insurance - insurance policies can be owned within the SMSF at different levels of cover, according to the personal requirements of each member;
- personal assets - certain assets owned by individual members may be purchased by the SMSF or contributed to the fund;
- asset purchases and sales - the timing of purchases and sales can be more easily controlled in an SMSF than in a larger fund;
- borrowing - SMSF trustees are able to borrow to purchase investments;
- estate planning - planning for the passing of a member and the provision for their dependents can be more easily facilitated with an SMSF, given the closer relationship between the members and trustees.

### 4. Risks of super

Superannuation is a vehicle through which investments are made. All investments carry a degree of risk.

Investments such as cash or bonds have a lower level of risk, whereas other investments, including property and shares, can have a higher level of risk.

As a generalisation, investments which indicate potentially higher returns over a longer term will provide a greater potential for:

- volatility over a short term; and
- a negative return on the investment.

In general terms:

- short term risk is a risk that your super savings will be reduced by volatility of the investment markets;
- medium-term risk balances two risks, firstly that your super savings will be reduced by volatility and, secondly, that your super savings will not keep up with inflation; and
- long-term risk is the risk that your super savings will not keep up with inflation.

The appropriate level of risk will vary from member to member, depending on the individual's age, investment time frame, level of assets held outside of superannuation and risk tolerance.

Within the SMSF, investment risk can be catered for by using separate investment strategies for each member or for each age group (i.e. parents and children).

Diversified investment strategies allow money to be allocated to a range of assets in order to mitigate the risk of volatility and the possible loss from investing superannuation money.

The significant risks to investment of super monies include:

- the value of investments can rise or fall, so your superannuation will reflect those values;
- investment market failures can occur;
- investing in assets which provide low returns but little risk of loss can result in a loss when compared to the rate of inflation;
- investing based on past returns is no indication of future returns;
- you may outlive your superannuation money; and
- the amount of your future superannuation savings (including contributions and investment returns) may not be enough to adequately provide for your retirement.

A further risk of superannuation, not directly related to investment issues, is that the Government may change superannuation, social security and/or tax laws over time, with such changes having an

adverse impact on your superannuation benefits in general, your ability to access those benefits or the taxation cost of accessing the benefits.

## 5. How we invest your money

Each member of the SMSF, as a director of the trustee (or individual trustee) of the SMSF, has a responsibility for the investment of all of the member funds comprising the SMSF.

The trustee of the SMSF is guided by the governing rules (trust deed) of the fund in regards to the investments permitted to be made on behalf of members, which authorises a wide range of investments.

In the governing rules of the SMSF, the trustee is permitted to offer members the opportunity of having their superannuation benefits invested in a particular investment strategy specifically designed to cater for the individual member's investment risks and time horizon.

Additionally, the trustee may accept directions from individual members in regards to the investment of each member's benefits within the SMSF.

Therefore, members may choose, if they wish, a range of investments which suit their individual needs and retirement horizons. It is important, when choosing investments, that individuals consider the likely investment return, the risks associated with the selected investments and the individual's investment time frame.

Alternatively, the trustee will invest member funds on a 'pooled basis', whereby each member will share in the gains or losses derived from all investments, on a proportionate basis.

The trustee will have an overall investment strategy for the SMSF, in accordance with the governing rules and the superannuation legislation, and may also have a number of investment strategies to suit the specific individual requirements of members. Those strategies can be amended at any time.

Investment strategies generally:

- include an indicative range of investments for the SMSF trustee to hold across the various asset categories;
- consider the overall risk and return as well as an investment aim for the SMSF over a medium to long-term horizon;
- contain benchmarks against which the performance of the investments can be measured;
- contemplate the ability of the trustee to meet its obligations, including the payment of member benefits, as and when they fall due; and
- determine whether the fund should hold insurance cover for the members.

When investing SMSF money, the trustee will generally select from investments which are performing well or indicate potential improved financial performance as well as having effective environmental, social and governance standards.

## 6. Fees and costs

### Consumer Advisory Warning

#### Did you know?

Small differences in both investment performance and fees and costs can have a substantial impact on your long-term returns.

For example, total annual fees and costs of 2% of your fund balance rather than 1% could reduce your final return by up to 20% over a 30 year period (for example, reduce it from \$100,000 to \$80,000).

You should consider whether features such as superior investment performance or the provision of better member services justify higher fees and costs. You may be able to negotiate to pay lower adviser fees. Ask your adviser.

#### To find out more

If you would like to find out more, or see the impact of the fees based on your own circumstances, the **ASIC** website ([www.moneysmart.gov.au](http://www.moneysmart.gov.au)) has a superannuation fee calculator to help you check out different fee options.

*This Consumer Advisory Warning is a Government prescribed warning.*

The trustee of your SMSF is not permitted to charge a fee for its services, nor are the directors of the corporate trustee permitted to charge for services in regards to acting as directors or the company acting as trustee of the SMSF.

Fees and costs of an SMSF are generally able to be determined by the trustee and members, as most of the fees and costs relate to services obtained from professionals, such as:

- Lawyers;
- Accountants;
- Financial Advisers;
- Actuaries;
- Share Brokers;
- Valuers; and
- Other professional advisers.

The level of the expense incurred in regards to each of the above will depend on the complexity of service (if any) required and, in some instances, the quality of information prepared by the trustee (such as providing complete information to accountants for preparation of the annual financial statements).

Other expenses likely to be incurred by the SMSF include taxation, the ATO regulatory levy, insurance premiums and expenses in regards to the acquisition, maintenance and disposal of investments.

For example, the cost of operating a bank account is generally minimal. On the other hand, the cost to acquire and dispose of other investments, such as listed equities, will result in a brokerage fees incurred on acquisition and also on disposal. The level of brokerage fees will vary from time to time, depending on volume of trades and rates negotiated with stockbrokers.

As some of the expenses incurred in the administration of the SMSF are effectively fixed in nature, the relevant proportion of those costs, as an overall percentage of fund assets, will vary depending on the actual value of the assets held within the SMSF.

## **7. How super is taxed**

Superannuation is generally taxed on 3 main types of transactions:

- Contributions;
- Investment income; and
- Benefit payments.

### **Contributions**

Contributions made by employers or by self-employed persons to the SMSF, 'concessional contributions', will be taxable in the hands of the SMSF trustee at the rate of either 15% or 30%. The higher rate applies in respect of individual members with an income greater than \$300,000 in the relevant year.

Amounts received by the SMSF in excess of an annual limit, the 'concessional contributions cap', will be taxed in the individual member's hands at their marginal rate of tax. A proportion (up to 85%) of the amount in excess of the concessional contributions cap is permitted to be withdrawn from the SMSF and paid to the ATO, for inclusion in the individual's income tax assessment.

All other contributions, including contributions made by a member for which no tax deduction is claimed, 'non-concessional contributions' are generally received by the trustee free of tax.

The exception to that is in respect of non-concessional contributions which exceed the relevant 'non-concessional contributions cap' for a particular year or years. In that event, the excess amount will be taxed at the rate of 45% plus Medicare levy.

Although members are not required to provide their tax file number to the trustee of their SMSF, if they do not do so, higher taxes may be levied from concessional contributions and the trustee will not be permitted to receive other types of contributions.

### **Investment Income**

Income and realised capital gains ('fund earnings') generated from investments held by the fund are included in the annual taxation return of the SMSF.

Expenses incurred in generating the income are able to be offset against the fund earnings of the SMSF.



If the SMSF is paying a pension to one or more members, at least a portion of the fund earnings may be offset by a deduction titled 'exempt current pension income' deduction. That effectively makes at least a portion of the income from assets supporting a pension, tax-free.

Dividend imputation credits received by the SMSF are able to be offset against any tax payable and, if they exceed the amount of tax payable, are paid as a refund to the SMSF.

### **Benefit payments**

Member balances within superannuation are required to be recorded in components being either taxable or tax free.

Proportions of payments derived from the tax free component will not be taxed in the hands of recipients, regardless of their age. Recipients of any taxable component of payments may be subject to tax on that portion.

Benefit payments to members over 60 years of age are paid free of tax, whether paid by way of a lump sum or as a pension.

For individuals under age 60, tax will be applied to the taxable component of any benefit paid. The amount of tax withheld will be retained by the trustee and remitted to the ATO. The remitted tax will be treated as tax paid by the member when the individual's income tax return is assessed.

For recipients of a lump sum payment, a certain amount of the taxable component of the benefit may be received free of tax, if the amount is within the individual's 'low rate cap', a lifetime allowance for withdrawal of lump sum benefits from superannuation.

The taxable component of payments to pension recipients will be included in their income tax return and they may be entitled to an offset of 15%, effectively providing a reduction in the rate of tax payable.

## **8. Insurance in your super**

The governing rules of your SMSF permit the trustee to hold insurance cover for members.

There is no automatic offering of insurance for members of the fund, although consideration will be given by the trustee to obtaining cover for each member, particularly death and Total and Permanent Disability cover.

It is a legislative requirement that the trustee regularly considers, as part of an investment strategy for the SMSF, whether it will hold insurance within the fund for one or more members.

As the directors of the trustee, or trustees, and the members are usually one and the same, the trustee is in a position to determine the individual insurance needs of the members, whether the individuals hold sufficient insurance cover outside of superannuation, and the type of insurance cover, if any, required within the SMSF. There are costs involved in maintaining insurance cover for members, which will generally be paid from accumulated member benefits.

Members or prospective members who have superannuation benefits in public offer funds should consider their insurance needs if intending to transfer their benefits from that fund or those funds, as their insurance cover is likely to cease following the transfer of their benefits to the SMSF.

Apart from the usual insurance needs of the members, the trustee will also consider insurance in the event of a decision being made to borrow funds to purchase an asset which is of significant value in comparison to the overall value of the SMSF.

Payment of premiums in respect of insurance cover taken out for individual members will generally be drawn from the member balances of each of the respective individuals covered under their insurance policies.

## **9. How to open an account**

The trustee of the SMSF is permitted under the governing rules of the fund to accept any person, at its discretion, as a member of the fund.

That discretion is subject to some limitations, including:

- the SMSF must never have more than 4 members;
- the prospective member is not disqualified from acting as trustee of the SMSF or as director of the corporate trustee;
- if the prospective member is an employee or employer of another member, they are related;
- if accepted as a member, the individual will become a trustee or director of the trustee; and
- if accepted, the member agrees to abide by the governing rules of the fund.



A prospective member may be admitted to membership either by completing an Application for Membership form and/or, if the trustee decides to admit the person as a member of the SMSF.

Before making an application for membership, you should read this PDS and make enquiries of the trustee in respect of any matters which are not understood.

### **Dispute resolution**

- any complaint should initially be addressed to the Trustee.
- If the complaint remains unresolved, you should seek independent legal advice.
- You are not able to take your dispute to the Superannuation Complaints Tribunal, as an SMSF is not subject to the Tribunal's jurisdiction.

### **Cooling Off period**

You will have the right to a cooling off period in relation to your membership in the SMSF. The cooling off period will commence after the 5<sup>th</sup> day following your acceptance as a member of the SMSF and will last a period of 14 days.

You will have no right to discontinue your membership if you have commenced receiving a pension in that period.

## **10. Enquiries and contact details**

If you would like any further information, enquiries may be directed to the trustee as detailed below:

**Trustee Name:** Everall Family Super Pty Ltd (ACN 605 027 629)

**Contact Phone Number:** .....

## EVERALL FAMILY SUPER FUND (FUND)

### APPLICATION FOR MEMBERSHIP


TO: THE TRUSTEE OF THE FUND

<b>AGREEMENT AND UNDERTAKING</b>
----------------------------------

I, the undersigned person, being eligible for Membership, hereby apply for admission to Membership of the Fund. I agree and undertake that:

- (a) If I am an Employee of any other Member, I am also a Relative of the other Member(s);
- (b) I am not disqualified under the Relevant Law from holding the office of a Trustee or as a Director of the Trustee;
- (c) I will be bound by the governing rules for the Fund as they are or may be varied from time to time;
- (d) I will, on request, make full disclosure in writing of any information required by the Trustee in respect of my medical condition or my Membership of the Fund including any circumstance which may have the effect that:
  - (i) I may become an Employee of any other Member or Members where I will not also be a Relative of the other Member(s); or
  - (ii) I may become Disqualified under the Relevant Law from holding the office of a Trustee or as a Director of the Trustee;
- (e) I understand the terms and conditions of the governing rules including my obligations as a Trustee and I agree to sign and deliver to the Australian Taxation Office such form or declaration in connection with my accepting the office of a Trustee or as a Director of the Trustee as may be required under the Relevant Law within such period as the Relevant Law requires;
- (f) I understand the terms and conditions of the governing rules concerning Benefits payable;
- (g) I understand that I am not legally obliged to provide my Tax File Number (TFN) to the Trustee but if I do not provide my TFN, concessional contributions will be taxed at the highest marginal tax rate plus the Medicare levy and the Fund will not be able to accept non-concessional contributions.
- (h) My TFN is 153 683 264
- (i) I agree to act as a Trustee for the Fund or to act as a Director of the Trustee.

<b>Name:</b>	Jay Charles Everall
<b>Address:</b>	2 Pye Crt Warrnambool VIC 3280
<b>Date of Birth:</b>	20 March 1976

  
Signature of Member

Date 30 / 3 / 15  
(Please ensure that you date this part of the form)

**EVERALL FAMILY SUPER FUND  
(FUND)**

**NOTICE OF COMPLIANCE – ROLLOVER REQUEST**

This statement is to confirm that for the year of income of the Fund to date:

1. the Fund has been conducted as a complying self managed superannuation fund within the meaning of sections 17A and 42A of the *Superannuation Industry (Supervision) Act 1993* and *Superannuation Industry (Supervision) Regulations 1994* and that the trustee intends that the Fund continue to be maintained as a complying superannuation fund;
2. the Fund is not subject to a direction under section 63 of the *Superannuation Industry (Supervision) Act 1993*;
3. the Fund will accept rollovers and contributions and is empowered by the Fund's governing rules to do so; and
4. the Fund has received a request and consents to accept the rollover relating to the following member as set out below, in accordance with regulation 6.28(1)(b) of the *Superannuation Industry (Supervision) Regulations 1994*.

**Signed for and on behalf of the trustee of the Fund:**

  
\_\_\_\_\_


**Date:**

30/3/2015  
\_\_\_\_\_

**Member's Consent to the rollover**

I, Jay Charles Everall, by signing this form, consent to the rollover of my benefits into the Everall Family Super Fund.

**Signature of Member:**

  
\_\_\_\_\_

**Date:**

30/3/2015  
\_\_\_\_\_


## EVERALL FAMILY SUPER FUND (FUND)

### NOTICE OF COMPLIANCE – EMPLOYER CONTRIBUTIONS

This statement is to confirm that for the year of income of the Fund to date:

1. the Fund has been conducted as a complying self managed superannuation fund within the meaning of sections 17A and 42A of the *Superannuation Industry (Supervision) Act 1993* and *Superannuation Industry (Supervision) Regulations 1994* and that the trustee intends that the Fund continue to be maintained as a complying superannuation fund;
2. the Fund is not subject to a direction under section 63 of the *Superannuation Industry (Supervision) Act 1993*;
3. the Fund will accept rollovers and contributions and is empowered by the Fund's governing rules to do so; and
4. the Fund has received a request and consents to accepting contributions relating to the following member as set out below, in accordance with regulation 6.28(1)(b) of the *Superannuation Industry (Supervision) Regulations 1994*.

Signed for and on behalf of the  
trustee of the Fund:

  
\_\_\_\_\_


Date:

30/3/2015  
\_\_\_\_\_

#### Member's Request re Contributions

I, Jay Charles Everall, by signing this form, consent and request that my superannuation contributions from my employment at \_\_\_\_\_ (employer name), be paid into the Everall Family Super Fund.

Signature of Member:

  
\_\_\_\_\_

Date:

30/3/2015  
\_\_\_\_\_



<b>NON-BINDING DEATH BENEFIT NOMINATION</b>
---

Complete this form if you wish to nominate who should receive your superannuation benefits on your death, but you do not want that nomination to be binding on the trustee.

**Details of the Fund and Member**

Fund Name: Everall Family Superfund  
 Member Name: Jay Charles Everall  
 Member Address: 2 Pye Ct, WARRNAMBOOL VIC

**Beneficiaries**

The person or persons nominated must be either a Dependant or Dependents (as defined under the *Superannuation Industry (Supervision) Act 1993* (Cth) and the *Superannuation Industry (Supervision) Regulations 1994* (Cth)) or your legal personal representative (**LPR**). If you wish to nominate your LPR, please write "LPR" in the first column, below.

**To the Trustee of the Fund:**

I request the trustee to pay, upon my death, benefits to the person or persons, and in the proportions, nominated below:

Full Name of Beneficiary	Full Address of Beneficiary (write LPR if the Beneficiary is your LPR)	Beneficiary's Relationship to the Member	% of Total Benefit
<u>Karen Elizabeth Everall</u>	<u>2 Pye Ct Warrnambool</u>	<u>Spouse</u>	<u>100</u>
<b>Total must equal 100%</b>			<b>100%</b>

### Alternate Beneficiaries

If any of the Beneficiaries nominated above predecease me, I request the trustee to pay, upon my death, the part of my death benefit that would otherwise have been payable to the deceased Beneficiary noted above, to the person or persons nominated below:

Name of the initial Beneficiary nominated	Name of the Alternate Beneficiary taking the place of the deceased Beneficiary	Alternate Beneficiary's Relationship to the Member	Proportion of the initial Beneficiary's Benefit to be payable to the Alternate Beneficiary

### Member to Sign Non-Binding Death Benefit Notice

*You must sign this form below.*

  
\_\_\_\_\_  
Signature of Member

30 / 3 / 15  
\_\_\_\_\_  
Date (Please ensure that you date this part of the form)



## EVERALL FAMILY SUPER FUND (FUND)

### APPLICATION FOR MEMBERSHIP

TO: THE TRUSTEE OF THE FUND

<b>AGREEMENT AND UNDERTAKING</b>
----------------------------------

I, the undersigned person, being eligible for Membership, hereby apply for admission to Membership of the Fund. I agree and undertake that:

- (a) If I am an Employee of any other Member, I am also a Relative of the other Member(s);
- (b) I am not disqualified under the Relevant Law from holding the office of a Trustee or as a Director of the Trustee;
- (c) I will be bound by the governing rules for the Fund as they are or may be varied from time to time;
- (d) I will, on request, make full disclosure in writing of any information required by the Trustee in respect of my medical condition or my Membership of the Fund including any circumstance which may have the effect that:
  - (i) I may become an Employee of any other Member or Members where I will not also be a Relative of the other Member(s); or
  - (ii) I may become Disqualified under the Relevant Law from holding the office of a Trustee or as a Director of the Trustee;
- (e) I understand the terms and conditions of the governing rules including my obligations as a Trustee and I agree to sign and deliver to the Australian Taxation Office such form or declaration in connection with my accepting the office of a Trustee or as a Director of the Trustee as may be required under the Relevant Law within such period as the Relevant Law requires;
- (f) I understand the terms and conditions of the governing rules concerning Benefits payable;
- (g) I understand that I am not legally obliged to provide my Tax File Number (TFN) to the Trustee but if I do not provide my TFN, concessional contributions will be taxed at the highest marginal tax rate plus the Medicare levy and the Fund will not be able to accept non-concessional contributions.
- (h) My TFN is 177062363
- (i) I agree to act as a Trustee for the Fund or to act as a Director of the Trustee.

<b>Name:</b>	Karen Elizabeth Everall
<b>Address:</b>	2 Pye Crt Warrnambool VIC 3280
<b>Date of Birth:</b>	22 August 1971

Karen Everall  
Signature of Member

30 / 3 / 15  
Date (Please ensure that you date this part of the form)

**EVERALL FAMILY SUPER FUND  
(FUND)**

**NOTICE OF COMPLIANCE – EMPLOYER CONTRIBUTIONS**

This statement is to confirm that for the year of income of the Fund to date:

1. the Fund has been conducted as a complying self managed superannuation fund within the meaning of sections 17A and 42A of the *Superannuation Industry (Supervision) Act 1993* and *Superannuation Industry (Supervision) Regulations 1994* and that the trustee intends that the Fund continue to be maintained as a complying superannuation fund;
2. the Fund is not subject to a direction under section 63 of the *Superannuation Industry (Supervision) Act 1993*;
3. the Fund will accept rollovers and contributions and is empowered by the Fund's governing rules to do so; and
4. the Fund has received a request and consents to accepting contributions relating to the following member as set out below, in accordance with regulation 6.28(1)(b) of the *Superannuation Industry (Supervision) Regulations 1994*.

**Signed for and on behalf of the trustee of the Fund:**

Karen Overall

**Date:**

30/3/15

**Member's Request re Contributions**

I, Karen Elizabeth Overall, by signing this form, consent and request that my superannuation contributions from my employment at \_\_\_\_\_ (employer name), be paid into the Everall Family Super Fund.

**Signature of Member:**

Karen Overall

**Date:**

30/3/15

**EVERALL FAMILY SUPER FUND  
(FUND)**

**NOTICE OF COMPLIANCE – ROLLOVER REQUEST**

This statement is to confirm that for the year of income of the Fund to date:

1. the Fund has been conducted as a complying self managed superannuation fund within the meaning of sections 17A and 42A of the *Superannuation Industry (Supervision) Act 1993* and *Superannuation Industry (Supervision) Regulations 1994* and that the trustee intends that the Fund continue to be maintained as a complying superannuation fund;
2. the Fund is not subject to a direction under section 63 of the *Superannuation Industry (Supervision) Act 1993*;
3. the Fund will accept rollovers and contributions and is empowered by the Fund's governing rules to do so; and
4. the Fund has received a request and consents to accept the rollover relating to the following member as set out below, in accordance with regulation 6.28(1)(b) of the *Superannuation Industry (Supervision) Regulations 1994*.

**Signed for and on behalf of the trustee of the Fund:**

Karen Overall

**Date:**

30/3/15

**Member's Consent to the rollover**

I, Karen Elizabeth Overall, by signing this form, consent to the rollover of my benefits into the Everall Family Super Fund.

**Signature of Member:**

Karen Overall

**Date:**

30/3/15



<b>NON-BINDING DEATH BENEFIT NOMINATION</b>
---

Complete this form if you wish to nominate who should receive your superannuation benefits on your death, but you do not want that nomination to be binding on the trustee.

**Details of the Fund and Member**

Fund Name: Everall Family Superfund  
 Member Name: Karen Elizabeth Everall  
 Member Address: 2 Pye Cr, WARRNAMBOO VIC 3280

**Beneficiaries**

The person or persons nominated must be either a Dependant or Dependents (as defined under the *Superannuation Industry (Supervision) Act 1993* (Cth) and the *Superannuation Industry (Supervision) Regulations 1994* (Cth)) or your legal personal representative (**LPR**). If you wish to nominate your LPR, please write "LPR" in the first column, below.

**To the Trustee of the Fund:**

I request the trustee to pay, upon my death, benefits to the person or persons, and in the proportions, nominated below:

Full Name of Beneficiary	Full Address of Beneficiary (write LPR if the Beneficiary is your LPR)	Beneficiary's Relationship to the Member	% of Total Benefit
Jay Charles Everall	2 Pye Cr WARRNAMBOO	Spouse	100
<b>Total must equal 100%</b>			100%

### Alternate Beneficiaries

If any of the Beneficiaries nominated above predecease me, I request the trustee to pay, upon my death, the part of my death benefit that would otherwise have been payable to the deceased Beneficiary noted above, to the person or persons nominated below:

Name of the initial Beneficiary nominated	Name of the Alternate Beneficiary taking the place of the deceased Beneficiary	Alternate Beneficiary's Relationship to the Member	Proportion of the initial Beneficiary's Benefit to be payable to the Alternate Beneficiary

### Member to Sign Non-Binding Death Benefit Notice

*You must sign this form below.*

Kan Cull  
Signature of Member

30 / 3 / 15  
Date (Please ensure that you date this part of the form)