

WORK PAPER INDEX

Client: Dr Sam Super Fund

Period: 30th June 2021

C - CLIENT INFORMATION

N - NOTES ON JOB

F - FINANCIAL REPORT

T - TAX RETURN

W - WORKING PAPER

S - SOURCE DOCUMENTS

P - PRIOR YEAR

C - CLIENT INFORMATION

N - NOTES ON JOB

F - FINANCIAL REPORT

Financial statements and reports for the year ended 30 June 2021

Dr Sam Superannuation Fund

Prepared for: Sarath Jayawardana and Luckmalie Jayawardana

Operating Statement

Statement of Financial Position

Notes to the Financial Statements

Trustees Declaration

Statement of Taxable Income

Members Statement

Investment Summary

Market Movement

CGT Register

Investment Income

Realised Capital Gains

Unrealised Capital Gains

Trustee Minute / Resolution

Trial Balance

Dr Sam Superannuation Fund
Operating Statement

For the year ended 30 June 2021



	Note	2021 \$	2020 \$
Income			
Investment Income			
Trust Distributions	9	1,591	0
Dividends Received	8	4,603	149
Interest Received		3,255	869
Investment Gains			
Changes in Market Values	10	26,978	14,895
Contribution Income			
Personal Concessional		\$25,000 + \$25,000 50,000	2,920
Personal Non Concessional		34,528	0
Other Income			
Foreign Exchange Profits/ Losses		(95)	0
Total Income		<u>120,860</u>	<u>18,833</u>
Expenses			
Accountancy Fees		935	0
ATO Supervisory Levy		259	0
Auditor's Remuneration		330	0
Bank Charges		0	35
Investment Expenses		1,000	4,999
		<u>2,524</u>	<u>5,034</u>
Member Payments			
Life Insurance Premiums		\$3,031.80 + \$505.80 3,538	0
Total Expenses		<u>6,062</u>	<u>5,034</u>
Benefits accrued as a result of operations before income tax		<u>114,797</u>	<u>13,799</u>
Income Tax Expense		5,963	(55)
Benefits accrued as a result of operations		<u>108,834</u>	<u>13,854</u>

The accompanying notes form part of these financial statements.

Refer to compilation report

Dr Sam Superannuation Fund
Statement of Financial Position



As at 30 June 2021

	Note	2021 \$	2020 \$
Assets			
Investments			
Cryptocurrency	2	871	0
Shares in Listed Companies (Australian)	3	191,543	57,149
Shares in Listed Companies (Overseas)	4	10,662	0
Stapled Securities	5	0	7,150
Units in Listed Unit Trusts (Australian)	6	44,150	0
Total Investments		<u>247,226</u>	<u>64,299</u>
Other Assets			
NAB Cash Management #8075		98,841	21,631
Commonwealth CDIA #3509		0	0
Commonwealth Direct Investment Account #7781		18,993	9,031
Q Bank Term Deposit		0	160,000
Distributions Receivable		1,564	0
Commsec Foreign Cash Account		2,494	0
Income Tax Refundable		0	120
Total Other Assets		<u>121,892</u>	<u>190,782</u>
Total Assets		<u>369,118</u>	<u>255,081</u>
Less:			
Liabilities			
Income Tax Payable		3,796	0
PAYG Payable		1,408	0
Total Liabilities		<u>5,204</u>	<u>0</u>
Net assets available to pay benefits		<u>363,914</u>	<u>255,081</u>
Represented by:			
Liability for accrued benefits allocated to members' accounts			
Jayawardana, Sarath - Accumulation		202,872	146,942
Jayawardana, Luckmalie - Accumulation		161,042	108,139
Total Liability for accrued benefits allocated to members' accounts		<u>363,914</u>	<u>255,081</u>

The accompanying notes form part of these financial statements.

Refer to compilation report

Dr Sam Superannuation Fund
Notes to the Financial Statements

For the year ended 30 June 2021



Note 1: Summary of Significant Accounting Policies

The trustees have prepared the financial statements on the basis that the Superannuation Fund is not a reporting entity because it is not publicly accountable and is not required by law or governing document to prepare financial statements that comply with Australian Accounting Standards. The financial statements are therefore special purpose financial statements that have been prepared in order to meet the requirements of the Superannuation Industry (Supervision) Act 1993 and associated Regulations, the trust deed of the Fund and the needs of members.

The financial statements have been prepared on a cash basis and are based on historical costs, except for investments which have been measured at market value.

The following significant accounting policies, which are consistent with the policies applied in the previous period unless otherwise stated, have been adopted in the preparation of the financial statements.

The financial statements were authorised for issue by the Trustee(s).

a. Measurement of Investments

The Fund initially recognises:

- (i) an investment when it controls the future economic benefits expected to flow from the asset. For financial assets, the trade date is considered to be the date on which control of the future economic benefits attributable to the asset passes to the Fund; and
- (ii) a financial liability on the date it becomes a party to the contractual provisions of the instrument.

Investments of the Fund have been measured at market value, which refers to the amount that a willing buyer could reasonably be expected to pay to acquire an asset from a willing seller if the following assumptions were made:

- that the buyer and the seller deal with each other at arm's length in relation to the sale;
- that the sale occurred after proper marketing of the asset; and
- that the buyer and the seller acted knowledgeably and prudentially in relation to the sale.

Market value has been determined as follows:

- (i) shares and other securities listed on the Australian Securities Exchange by reference to the relevant market quotations at the end of the reporting period;
- (ii) units in managed funds by reference to the unit redemption price at the end of the reporting period;
- (iii) fixed-interest securities by reference to the redemption price at the end of the reporting period;
- (iv) unlisted investments are stated at trustees' assessment based on estimated market value at balance date or where necessary, an external valuer's opinion; and
- (v) investment properties at the trustees' assessment of the market value or where necessary a qualified independent valuer's opinion at the end of reporting period.

Financial liabilities, such as trade creditors and other payables, are measured at the gross value of the outstanding balance at the end of the reporting period. The trustees have determined that the gross values of the Fund's financial liabilities is equivalent to their market values. Any remeasurement changes in the gross values of non-current financial liabilities (including liabilities for members' accrued benefits) are recognised in the operating statement in the periods in which they occur.

b. Cash and Cash Equivalents

Cash and cash equivalents include cash on hand and at call, deposits with banks and short-term, highly liquid investments that are readily convertible to cash and subject to an insignificant risk of change in value.

c. Revenue

Revenue is recognised to the extent that it is probable that the economic benefits will flow to the Fund and the revenue can be reliably measured. Revenue is recognised at the fair value of the consideration received or receivable.

Dr Sam Superannuation Fund
Notes to the Financial Statements

For the year ended 30 June 2021



Interest revenue

Interest revenue is recognised in respect of fixed-interest securities, and cash and cash equivalent balances. Interest revenue is recognised upon receipt.

Dividend revenue

Dividend revenue is recognised when the dividend has been paid or, in the case of dividend reinvestment schemes, when the dividend is credited to the benefit of the fund.

Rental revenue

Rental revenue arising from operating leases on investment properties is recognised upon receipt.

Distribution revenue

Distributions from unit trusts and managed funds are recognised as at the date the unit value is quoted ex-distribution and if not received at the end of the reporting period, are reflected in the statement of financial position as a receivable at market value.

Remeasurement changes in market values

Remeasurement changes in the market values of assets are recognised as income and determined as the difference between the market value at year-end or consideration received (if sold during the year) and the market value as at the prior year-end or cost (if acquired during the period).

Contributions

Contributions and transfers in are recognised when the control and the benefits from the revenue have been attained and are recorded by the Fund, gross of any taxes, in the period to which they relate.

d. Liability for Accrued Benefits

The liability for accrued benefits represents the Fund's present obligation to pay benefits to members and beneficiaries, and has been calculated as the difference between the carrying amount of the assets and the carrying amount of the other payables and income tax liabilities as at the end of the reporting period.

e. Critical Accounting Estimates and Judgements

The preparation of financial statements requires the trustees to make judgements, estimates and assumptions that affect the application of accounting policies and the reported amounts of assets and liabilities, income and expenses. Actual results may differ from these estimates.

Estimates and underlying assumptions are reviewed on an ongoing basis. Revisions to accounting estimates are recognised in the period in which the estimate is revised and in any future period affected.

Note 2: Cryptocurrency

	2021	2020
	\$	\$
Bitcoin	871	0
	<hr/>	<hr/>
	871	0
	<hr/>	<hr/>

Note 3: Shares in Listed Companies (Australian)

	2021	2020
	\$	\$
Ansell Limited	21,755	18,350

Notes to the Financial Statements

For the year ended 30 June 2021

Appen Limited	6,800	0
Bravura Solutions Limited.	5,265	6,750
Coles Group Limited.	25,635	0
Fortescue Metals Group Ltd	23,340	13,850
James Hardie Industries Plc	22,635	13,760
Kogan.com Ltd	11,580	0
Little Green Pharma Ltd	8,800	0
Lynas Rare Earths Limited	5,710	1,935
Mesoblast Limited	3,960	0
National Australia Bank Limited	26,220	0
Newcrest Mining Limited	12,640	0
Nickel Industries Limited	1,980	0
Piedmont Lithium Inc.	5,125	0
Pwr Holdings Limited	7,090	0
Telstra Corporation Limited.	3,008	2,504
	191,543	57,149
Note 4: Shares in Listed Companies (Overseas)		
	2021	2020
	\$	\$
PotlatchDeltic Corp	10,662	0
	10,662	0
Note 5: Stapled Securities		
	2021	2020
	\$	\$
Vicinity Centres	0	7,150
	0	7,150
Note 6: Units in Listed Unit Trusts (Australian)		
	2021	2020
	\$	\$
Betashares ASIA Technology Tigers Etf	12,040	0
Betashares Nasdaq 100 Etf	32,110	0
	44,150	0

Dr Sam Superannuation Fund
Notes to the Financial Statements

For the year ended 30 June 2021



Note 7: Banks and Term Deposits

	2021 \$	2020 \$
Banks		
Commonwealth Direct Investment Account #7781	18,993	9,031
Commsec Foreign Cash Account	2,494	0
NAB Cash Management #8075	98,841	21,631
	120,328	30,662

	2021 \$	2020 \$
Term Deposits		
Q Bank Term Deposit	0	160,000
	0	160,000

Note 8: Dividends

	2021 \$	2020 \$
Ansell Limited	400	0
Bravura Solutions Limited.	84	0
Coles Group Limited.	495	0
Fortescue Metals Group Ltd	2,470	0
James Hardie Industries Plc	450	0
National Australia Bank Limited	150	0
Newcrest Mining Limited	97	0
Resmed Inc	0	21
Super Retail Group Limited	330	0
Telstra Corporation Limited	128	128
	4,604	149

Note 9: Trust Distributions

	2021 \$	2020 \$
Betashares Nasdaq 100 Etf	1,201	0
Betashares ASIA Technology Tigers Etf	390	0
	1,591	0

Dr Sam Superannuation Fund
Notes to the Financial Statements

For the year ended 30 June 2021



Note 10: Changes in Market Values

Unrealised Movements in Market Value

	2021	2020
	\$	\$
Cryptocurrency		
Bitcoin	(119)	0
	<hr/>	<hr/>
	(119)	0
	<hr/>	<hr/>
Shares in Listed Companies (Australian)		
Ansell Limited	3,405	3,948
Appen Limited	(938)	0
Bravura Solutions Limited.	(1,485)	250
Coles Group Limited.	165	0
Fortescue Metals Group Ltd	9,490	4,260
James Hardie Industries Plc	8,875	5,425
Kogan.com Ltd	1,197	0
Little Green Pharma Ltd	380	0
Lynas Rare Earths Limited	3,775	5
Mesoblast Limited	(380)	0
National Australia Bank Limited	2,190	0
Newcrest Mining Limited	(3,044)	0
Nickel Industries Limited	(800)	0
Piedmont Lithium Inc.	768	0
Pwr Holdings Limited	795	0
Telstra Corporation Limited.	504	(576)
	<hr/>	<hr/>
	24,897	13,313
	<hr/>	<hr/>
Shares in Listed Companies (Overseas)		
PotlatchDeltic Corp	(3,270)	0
	<hr/>	<hr/>
	(3,270)	0
	<hr/>	<hr/>
Stapled Securities		
Vicinity Centres	295	(295)
	<hr/>	<hr/>
	295	(295)
	<hr/>	<hr/>
Units in Listed Unit Trusts (Australian)		
Betashares ASIA Technology Tigers Etf	1,270	0
Betashares Nasdaq 100 Etf	5,148	0

Notes to the Financial Statements

For the year ended 30 June 2021

	6,418	0
Total Unrealised Movement	28,222	13,018
Realised Movements in Market Value		
	2021	2020
	\$	\$
Shares in Listed Companies (Australian)		
Coles Group Limited.	0	470
Resmed Inc	1,823	1,407
Super Retail Group Limited	1,540	0
	3,363	1,877
Shares in Listed Companies (Overseas)		
Teladoc Health Inc	(2,761)	0
Wix.com Ltd	(719)	0
	(3,480)	0
Stapled Securities		
Vicinity Centres	(1,127)	0
	(1,127)	0
Total Realised Movement	(1,244)	1,877
Changes in Market Values	26,978	14,895

Trustees Declaration

The trustees have determined that the fund is not a reporting entity and that the special purpose financial statements should be prepared in accordance with the accounting policies described in Note 1 to the financial statements.

The trustees declare that:

- (i) the financial statements and notes to the financial statements for the year ended 30 June 2021 present fairly, in all material respects, the financial position of the superannuation fund at 30 June 2021 and the results of its operations for the year ended on that date in accordance with the accounting policies described in Note 1 to the financial statements;
- (ii) the financial statements and notes to the financial statements have been prepared in accordance with the requirements of the trust deed; and
- (iii) the operation of the superannuation fund has been carried out in accordance with its trust deed and in compliance with the requirements of the Superannuation Industry (Supervision) Act 1993 and associated Regulations during the year ended 30 June 2021.

Specifically, the trustees declare that:

- in accordance with s120 of the Superannuation Industry (Supervision) Act 1993, no individual trustee has been or is a disqualified person;
- the fund has satisfactory title to all assets, all assets are unencumbered and free from charge as prescribed by s50 of the Superannuation Industry (Supervision) Act 1993 and reg13.14 of the Superannuation Industry (Supervision) Act 1994; and
- to the knowledge of the trustees, there have been no events or transactions subsequent to the balance date which could have a material impact on the fund. Where such events have occurred, the effect of such events has been accounted and noted in the fund's financial statements.

Signed in accordance with a resolution of the trustees by:

.....
Sarath Jayawardana

Trustee

.....
Luckmalie Jayawardana

Trustee

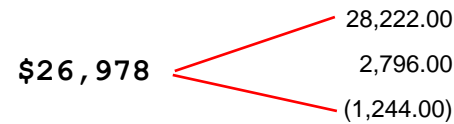
Dated this day of

Dr Sam Superannuation Fund
Statement of Taxable Income



For the year ended 30 June 2021

	2021
	\$
Benefits accrued as a result of operations	114,797.00
Less	
Other Non Taxable Income	(95.00)
Increase in MV of investments	28,222.00
Tax Losses Deducted	2,796.00
Realised Accounting Capital Gains	(1,244.00)
Accounting Trust Distributions	1,591.00
Non Taxable Contributions	34,528.00
	<u>65,798.00</u>
Add	
Franking Credits	1,573.00
Foreign Credits	26.00
TFN Credits - Dividends	38.00
Distributed Foreign income	35.00
	<u>1,672.00</u>
SMSF Annual Return Rounding	(2.00)
Taxable Income or Loss	<u>50,669.00</u>
Income Tax on Taxable Income or Loss	7,600.35
Less	
Franking Credits	1,572.66
Foreign Credits	26.43
TAX PAYABLE	<u>6,001.26</u>
Less	
TFN Credits	38.00
CURRENT TAX OR REFUND	<u>5,963.26</u>
Supervisory Levy	259.00
Income Tax Instalments Paid	(2,112.00)
AMOUNT DUE OR REFUNDABLE	<u>4,110.26</u>



* Distribution tax components review process has not been completed for the financial year.

Dr Sam Superannuation Fund Members Statement



Sarath Gunaseela Jayawardana
421 Riverton Drive East
SHELLEY, Western Australia, 6148, Australia

Your Details

Date of Birth :	Provided	Nominated Beneficiaries:	N/A
Age:	64	Nomination Type:	N/A
Tax File Number:	Provided	Vested Benefits:	202,872
Date Joined Fund:	01/07/2016	Total Death Benefit:	202,872
Service Period Start Date:	01/07/1998		
Date Left Fund:			
Member Code:	JAYSAR00001A		
Account Start Date:	01/07/2016		
Account Phase:	Accumulation Phase		
Account Description:	Accumulation		

Your Balance

Total Benefits	202,872
<u>Preservation Components</u>	
Preserved	202,872
Unrestricted Non Preserved	
Restricted Non Preserved	
<u>Tax Components</u>	
Tax Free	35,188
Taxable	167,684
Investment Earnings Rate	14%

Your Detailed Account Summary

	This Year	Last Year
Opening balance at 01/07/2020	146,942	137,950
<u>Increases to Member account during the period</u>		
Employer Contributions		
Personal Contributions (Concessional)	25,000	2,920
Personal Contributions (Non Concessional)	17,264	
Government Co-Contributions		
Other Contributions		
Proceeds of Insurance Policies		
Transfers In		
Net Earnings	20,356	6,260
Internal Transfer In		
<u>Decreases to Member account during the period</u>		
Pensions Paid		
Contributions Tax	3,750	438
Income Tax	(92)	(251)
No TFN Excess Contributions Tax		
Excess Contributions Tax		
Refund Excess Contributions		
Division 293 Tax		
Insurance Policy Premiums Paid	3,032	
Management Fees		
Member Expenses		
Benefits Paid/Transfers Out		
Superannuation Surcharge Tax		
Internal Transfer Out		
Closing balance at 30/06/2021	202,872	146,943

Dr Sam Superannuation Fund Members Statement



Luckmalie Jayawardana
421 Riverton Drive East
SHELLEY, Western Australia, 6148, Australia

Your Details

Date of Birth :	Provided	Nominated Beneficiaries:	N/A
Age:	59	Nomination Type:	N/A
Tax File Number:	Provided	Vested Benefits:	161,042
Date Joined Fund:	01/07/2016	Total Death Benefit:	161,042
Service Period Start Date:			
Date Left Fund:			
Member Code:	JAYLUC00001A		
Account Start Date:	01/07/2016		
Account Phase:	Accumulation Phase		
Account Description:	Accumulation		

Your Balance

Total Benefits	161,042
<u>Preservation Components</u>	
Preserved	161,042
Unrestricted Non Preserved	
Restricted Non Preserved	
<u>Tax Components</u>	
Tax Free	30,024
Taxable	131,019
Investment Earnings Rate	13%

Your Detailed Account Summary

	This Year	Last Year
Opening balance at 01/07/2020	108,139	103,277
<u>Increases to Member account during the period</u>		
Employer Contributions		
Personal Contributions (Concessional)	25,000	
Personal Contributions (Non Concessional)	17,264	
Government Co-Contributions		
Other Contributions		
Proceeds of Insurance Policies		
Transfers In		
Net Earnings	15,088	4,674
Internal Transfer In		
<u>Decreases to Member account during the period</u>		
Pensions Paid		
Contributions Tax	3,750	
Income Tax	193	(187)
No TFN Excess Contributions Tax		
Excess Contributions Tax		
Refund Excess Contributions		
Division 293 Tax		
Insurance Policy Premiums Paid	506	
Management Fees		
Member Expenses		
Benefits Paid/Transfers Out		
Superannuation Surcharge Tax		
Internal Transfer Out		
Closing balance at 30/06/2021	161,042	108,138

Dr Sam Superannuation Fund Investment Summary Report



As at 30 June 2021

Investment	Units	Market Price	Market Value	Average Cost	Accounting Cost	Unrealised Gain/(Loss)	Gain/(Loss)%	Portfolio Weight%
Cash/Bank Accounts								
Commonwealth CDIA #3509		0.020000	0.02	0.02	0.02			0.00 %
Commonwealth Direct Investment Account #7781		18,993.070000	18,993.07	18,993.07	18,993.07			5.17 %
Commsec Foreign Cash Account		2,493.510000	2,493.51	2,493.51	2,493.51			0.68 %
NAB Cash Management #8075		98,841.460000	98,841.46	98,841.46	98,841.46			26.89 %
			120,328.06		120,328.06			32.74 %
Cryptocurrency								
BTC.COIN Bitcoin	0.02	47,004.738215	871.47	53,398.06	990.00	(118.53)	(11.97) %	0.24 %
			871.47		990.00	(118.53)	(11.97) %	0.24 %
Shares in Listed Companies (Australian)								
ANN.AX Ansell Limited	500.00	43.510000	21,755.00	28.80	14,401.75	7,353.25	51.06 %	5.92 %
APX.AX Appen Limited	500.00	13.600000	6,800.00	15.48	7,737.89	(937.89)	(12.12) %	1.85 %
BVS.AX Bravura Solutions Limited.	1,500.00	3.510000	5,265.00	4.33	6,499.95	(1,234.95)	(19.00) %	1.43 %
COL.AX Coles Group Limited.	1,500.00	17.090000	25,635.00	16.98	25,469.76	165.24	0.65 %	6.97 %
FMG.AX Fortescue Metals Group Ltd	1,000.00	23.340000	23,340.00	9.59	9,589.95	13,750.05	143.38 %	6.35 %
JHX.AX James Hardie Industries Plc	500.00	45.270000	22,635.00	16.67	8,334.59	14,300.41	171.58 %	6.16 %
KGN.AX Kogan.com Ltd	1,000.00	11.580000	11,580.00	10.38	10,382.52	1,197.48	11.53 %	3.15 %
LGP.AX Little Green Pharma Ltd	10,000.00	0.880000	8,800.00	0.84	8,419.95	380.05	4.51 %	2.39 %
LYC.AX Lynas Rare Earths Limited	1,000.00	5.710000	5,710.00	1.93	1,929.95	3,780.05	195.86 %	1.55 %
MSB.AX Mesoblast Limited	2,000.00	1.980000	3,960.00	2.17	4,339.95	(379.95)	(8.75) %	1.08 %
NAB.AX National Australia Bank Limited	1,000.00	26.220000	26,220.00	24.03	24,029.90	2,190.10	9.11 %	7.13 %
NCM.AX Newcrest Mining Limited	500.00	25.280000	12,640.00	31.37	15,684.32	(3,044.32)	(19.41) %	3.44 %
NIC.AX Nickel Industries Limited	2,000.00	0.990000	1,980.00	1.39	2,779.95	(799.95)	(28.78) %	0.54 %
PLL.AX Piedmont Lithium Inc.	5,000.00	1.025000	5,125.00	0.87	4,357.45	767.55	17.61 %	1.39 %
PWH.AX Pwr Holdings Limited	1,000.00	7.090000	7,090.00	6.29	6,294.95	795.05	12.63 %	1.93 %
TLS.AX Telstra Corporation Limited.	800.00	3.760000	3,008.00	3.70	2,960.00	48.00	1.62 %	0.82 %

Dr Sam Superannuation Fund
Investment Summary Report



As at 30 June 2021

Investment	Units	Market Price	Market Value	Average Cost	Accounting Cost	Unrealised Gain/(Loss)	Gain/(Loss)%	Portfolio Weight%	
			191,543.00		153,212.83	38,330.17	25.02 %	52.11 %	
Shares in Listed Companies (Overseas)									
PCH.NDQ	PotlatchDeltic Corp	200.00	53.310001	10,662.00	69.66	13,931.94	(3,269.94)	(23.47) %	2.90 %
			10,662.00		13,931.94	(3,269.94)	(23.47) %	2.90 %	
Units in Listed Unit Trusts (Australian)									
ASIA.AX	Betashares ASIA Technology Tigers Etf	1,000.00	12.040000	12,040.00	10.77	10,769.95	1,270.05	11.79 %	3.28 %
NDQ.AX	Betashares Nasdaq 100 Etf	1,000.00	32.110000	32,110.00	26.96	26,962.32	5,147.68	19.09 %	8.74 %
			44,150.00		37,732.27	6,417.73	17.01 %	12.01 %	
			367,554.53		326,195.10	41,359.43	12.68 %	100.00 %	

Dr Sam Superannuation Fund
Market Movement Report



As at 30 June 2021

Investment	Date	Description	Unrealised				Realised			Total
			Units	Accounting Cost Movement	Market Movement	Depreciation	Balance	Consideration	Accounting Cost Base	
ANN.AX - Ansell Limited										
	01/07/2020	Opening Balance	500.00	0.00	0.00	0.00	18,350.00	0.00	0.00	0.00
	30/06/2021	Revaluation	0.00	0.00	3,405.00	0.00	21,755.00	0.00	0.00	0.00
	30/06/2021		500.00	0.00	3,405.00	0.00	21,755.00	0.00	0.00	0.00
APX.AX - Appen Limited										
	27/04/2021	Purchase	500.00	7,737.89	0.00	0.00	7,737.89	0.00	0.00	0.00
	30/06/2021	Revaluation	0.00	0.00	(937.89)	0.00	6,800.00	0.00	0.00	0.00
	30/06/2021		500.00	7,737.89	(937.89)	0.00	6,800.00	0.00	0.00	0.00
ASIA.AX - Betashares ASIA Technology Tigers Etf										
	05/11/2020	Purchase	1,000.00	10,769.95	0.00	0.00	10,769.95	0.00	0.00	0.00
	30/06/2021	Revaluation	0.00	0.00	1,270.05	0.00	12,040.00	0.00	0.00	0.00
	30/06/2021		1,000.00	10,769.95	1,270.05	0.00	12,040.00	0.00	0.00	0.00
BTC.COIN3 - Bitcoin										
	16/06/2021	Purchase	0.02	990.00	0.00	0.00	990.00	0.00	0.00	0.00
	30/06/2021	Revaluation	0.00	0.00	(118.53)	0.00	871.47	0.00	0.00	0.00
	30/06/2021		0.02	990.00	(118.53)	0.00	871.47	0.00	0.00	0.00
BVS.AX - Bravura Solutions Limited.										
	01/07/2020	Opening Balance	1,500.00	0.00	0.00	0.00	6,750.00	0.00	0.00	0.00
	30/06/2021	Revaluation	0.00	0.00	(1,485.00)	0.00	5,265.00	0.00	0.00	0.00
	30/06/2021		1,500.00	0.00	(1,485.00)	0.00	5,265.00	0.00	0.00	0.00
COL.AX - Coles Group Limited.										
	01/07/2020	Opening Balance	0.00	0.00	0.00	0.00	0.00	0.00	0.00	0.00
	06/10/2020	Purchase	1,500.00	25,469.76	0.00	0.00	25,469.76	0.00	0.00	0.00
	30/06/2021	Revaluation	0.00	0.00	165.24	0.00	25,635.00	0.00	0.00	0.00
	30/06/2021		1,500.00	25,469.76	165.24	0.00	25,635.00	0.00	0.00	0.00
FMG.AX - Fortescue Metals Group Ltd										
	01/07/2020	Opening Balance	1,000.00	0.00	0.00	0.00	13,850.00	0.00	0.00	0.00
	30/06/2021	Revaluation	0.00	0.00	9,490.00	0.00	23,340.00	0.00	0.00	0.00
	30/06/2021		1,000.00	0.00	9,490.00	0.00	23,340.00	0.00	0.00	0.00
JHX.AX - James Hardie Industries Plc										
	01/07/2020	Opening Balance	500.00	0.00	0.00	0.00	13,760.00	0.00	0.00	0.00
	30/06/2021	Revaluation	0.00	0.00	8,875.00	0.00	22,635.00	0.00	0.00	0.00
	30/06/2021		500.00	0.00	8,875.00	0.00	22,635.00	0.00	0.00	0.00

Dr Sam Superannuation Fund Market Movement Report



As at 30 June 2021

Investment	Date	Description	Unrealised				Realised			Total
			Units	Accounting Cost Movement	Market Movement	Depreciation	Balance	Consideration	Accounting Cost Base	
KGN.AX - Kogan.com Ltd										
	30/04/2021	Purchase	1,000.00	10,382.52	0.00	0.00	10,382.52	0.00	0.00	0.00
	30/06/2021	Revaluation	0.00	0.00	1,197.48	0.00	11,580.00	0.00	0.00	0.00
	30/06/2021		1,000.00	10,382.52	1,197.48	0.00	11,580.00	0.00	0.00	0.00
LGP.AX - Little Green Pharma Ltd										
	29/06/2021	Purchase	10,000.00	8,419.95	0.00	0.00	8,419.95	0.00	0.00	0.00
	30/06/2021	Revaluation	0.00	0.00	380.05	0.00	8,800.00	0.00	0.00	0.00
	30/06/2021		10,000.00	8,419.95	380.05	0.00	8,800.00	0.00	0.00	0.00
LYC.AX - Lynas Rare Earths Limited										
	01/07/2020	Opening Balance	1,000.00	0.00	0.00	0.00	1,935.00	0.00	0.00	0.00
	30/06/2021	Revaluation	0.00	0.00	3,775.00	0.00	5,710.00	0.00	0.00	0.00
	30/06/2021		1,000.00	0.00	3,775.00	0.00	5,710.00	0.00	0.00	0.00
MSB.AX - Mesoblast Limited										
	17/06/2021	Purchase	2,000.00	4,339.95	0.00	0.00	4,339.95	0.00	0.00	0.00
	30/06/2021	Revaluation	0.00	0.00	(379.95)	0.00	3,960.00	0.00	0.00	0.00
	30/06/2021		2,000.00	4,339.95	(379.95)	0.00	3,960.00	0.00	0.00	0.00
NAB.AX - National Australia Bank Limited										
	12/11/2020	Purchase	500.00	10,614.95	0.00	0.00	10,614.95	0.00	0.00	0.00
	12/04/2021	Purchase	500.00	13,414.95	0.00	0.00	24,029.90	0.00	0.00	0.00
	30/06/2021	Revaluation	0.00	0.00	2,190.10	0.00	26,220.00	0.00	0.00	0.00
	30/06/2021		1,000.00	24,029.90	2,190.10	0.00	26,220.00	0.00	0.00	0.00
NCM.AX - Newcrest Mining Limited										
	16/10/2020	Purchase	500.00	15,684.32	0.00	0.00	15,684.32	0.00	0.00	0.00
	30/06/2021	Revaluation	0.00	0.00	(3,044.32)	0.00	12,640.00	0.00	0.00	0.00
	30/06/2021		500.00	15,684.32	(3,044.32)	0.00	12,640.00	0.00	0.00	0.00
NDQ.AX - Betashares Nasdaq 100 Etf										
	12/11/2020	Purchase	1,000.00	26,962.32	0.00	0.00	26,962.32	0.00	0.00	0.00
	30/06/2021	Revaluation	0.00	0.00	5,147.68	0.00	32,110.00	0.00	0.00	0.00
	30/06/2021		1,000.00	26,962.32	5,147.68	0.00	32,110.00	0.00	0.00	0.00
NIC.AX - Nickel Industries Limited										
	12/04/2021	Purchase	2,000.00	2,779.95	0.00	0.00	2,779.95	0.00	0.00	0.00
	30/06/2021	Revaluation	0.00	0.00	(799.95)	0.00	1,980.00	0.00	0.00	0.00
	30/06/2021		2,000.00	2,779.95	(799.95)	0.00	1,980.00	0.00	0.00	0.00

Dr Sam Superannuation Fund
Market Movement Report



As at 30 June 2021

Investment	Date	Description	Unrealised				Realised			Total
			Units	Accounting Cost Movement	Market Movement	Depreciation	Balance	Consideration	Accounting Cost Base	
PCH.NDQ - PotlatchDeltic Corp										
	17/06/2021	Purchase	200.00	13,931.94	0.00	0.00	13,931.94	0.00	0.00	0.00
	30/06/2021	Revaluation	0.00	0.00	207.46	0.00	14,139.40	0.00	0.00	0.00
	30/06/2021	Revaluation	0.00	0.00	(3,477.40)	0.00	10,662.00	0.00	0.00	0.00
	30/06/2021		200.00	13,931.94	(3,269.94)	0.00	10,662.00	0.00	0.00	0.00
PLL.AX - Piedmont Lithium Inc.										
	27/04/2021	Purchase	5,000.00	4,357.45	0.00	0.00	4,357.45	0.00	0.00	0.00
	30/06/2021	Revaluation	0.00	0.00	767.55	0.00	5,125.00	0.00	0.00	0.00
	30/06/2021		5,000.00	4,357.45	767.55	0.00	5,125.00	0.00	0.00	0.00
PWH.AX - Pwr Holdings Limited										
	27/04/2021	Purchase	1,000.00	6,294.95	0.00	0.00	6,294.95	0.00	0.00	0.00
	30/06/2021	Revaluation	0.00	0.00	795.05	0.00	7,090.00	0.00	0.00	0.00
	30/06/2021		1,000.00	6,294.95	795.05	0.00	7,090.00	0.00	0.00	0.00
RMD.AX - Resmed Inc										
	01/07/2020	Opening Balance	0.00	0.00	0.00	0.00	0.00	0.00	0.00	0.00
	24/08/2020	Purchase	500.00	12,754.95	0.00	0.00	12,754.95	0.00	0.00	0.00
	09/11/2020	Disposal	(500.00)	(12,754.95)	0.00	0.00	0.00	14,577.75	12,754.95	1,822.80
	30/06/2021		0.00	0.00	0.00	0.00	0.00	14,577.75	12,754.95	1,822.80
SUL.AX - Super Retail Group Limited										
	28/10/2020	Purchase	1,000.00	11,629.95	0.00	0.00	11,629.95	0.00	0.00	0.00
	17/06/2021	Disposal	(1,000.00)	(11,629.95)	0.00	0.00	0.00	13,170.05	11,629.95	1,540.10
	30/06/2021		0.00	0.00	0.00	0.00	0.00	13,170.05	11,629.95	1,540.10
TDOC.NYE - Teladoc Health Inc										
	18/03/2021	Purchase	40.00	10,463.72	0.00	0.00	10,463.72	0.00	0.00	0.00
	14/06/2021	Disposal	(40.00)	(10,463.72)	0.00	0.00	0.00	7,702.88	10,463.72	(2,760.84)
	30/06/2021		0.00	0.00	0.00	0.00	0.00	7,702.88	10,463.72	(2,760.84)
TLS.AX - Telstra Corporation Limited.										
	01/07/2020	Opening Balance	800.00	0.00	0.00	0.00	2,504.00	0.00	0.00	0.00
	30/06/2021	Revaluation	0.00	0.00	504.00	0.00	3,008.00	0.00	0.00	0.00
	30/06/2021		800.00	0.00	504.00	0.00	3,008.00	0.00	0.00	0.00

Dr Sam Superannuation Fund
Market Movement Report



As at 30 June 2021

Investment	Date	Description	Unrealised				Realised			Total
			Units	Accounting Cost Movement	Market Movement	Depreciation	Balance	Consideration	Accounting Cost Base	
VCX.AX - Vicinity Centres										
	01/07/2020	Opening Balance	5,000.00	0.00	0.00	0.00	7,150.00	0.00	0.00	0.00
	24/08/2020	Disposal	(5,000.00)	(7,444.95)	0.00	0.00	(294.95)	6,317.55	7,444.95	(1,127.40)
	24/08/2020	Writeback	0.00	0.00	294.95	0.00	0.00	0.00	0.00	0.00
	30/06/2021		0.00	(7,444.95)	294.95	0.00	0.00	6,317.55	7,444.95	(1,127.40)
WIX.NDQ - Wix.com Ltd										
	18/03/2021	Purchase	15.00	5,816.40	0.00	0.00	5,816.40	0.00	0.00	0.00
	14/06/2021	Disposal	(15.00)	(5,816.40)	0.00	0.00	0.00	5,097.72	5,816.40	(718.68)
	30/06/2021		0.00	0.00	0.00	0.00	0.00	5,097.72	5,816.40	(718.68)
Total Market Movement			28,221.57				(1,244.02)			26,977.55

Dr Sam Superannuation Fund
CGT Register Report



As at 30 June 2021

Investment	Transaction Date	Contract Date	CGT Transaction Type	Units	Cost Base	Cost Base Adj Tax Def	Cost Base Adj Tax Free	Reduced Cost Base	Adjusted Cost Base	Net Other Capital Gain	Net Indexed Gain	Gross Discounted Gain	CGT Loss
Shares in Listed Companies (Overseas)													
	14/06/2021	14/06/2021	Disposal	(15.00)		0.00		5,816.40	5,816.40				(718.68)
Stapled Securities													
VCX.AX - Vicinity Centres													
	24/08/2020	20/08/2020	Disposal	(5,000.00)		0.00		7,444.95	7,444.95				(1,127.40)
Units in Listed Unit Trusts (Australian)													
ASIA.AX - Betashares ASIA Technology Tigers Etf													
	05/11/2020	03/11/2020	Purchase	1,000.00	10,769.95								
	30/06/2021	30/06/2021	DistributionIn			(389.59)							
	30/06/2021	30/06/2021	DistributionIn							0.67	0.00	778.50	
NDQ.AX - Betashares Nasdaq 100 Etf													
	12/11/2020	10/11/2020	Purchase	1,000.00	26,962.32								
	30/06/2021	30/06/2021	DistributionIn							0.00	0.00	1,166.30	

Dr Sam Superannuation Fund Investment Income Report



As at 30 June 2021

Investment	Total Income	Franked	Unfranked	Interest/ Other	Franking Credits	Foreign Income	Foreign Credits * 1	Assessable Income (Excl. Capital Gains) * 2	TFN Credits	Other Deductions	Distributed Capital Gains	Non- Assessable Payments
Bank Accounts												
Commonwealth Direct Investment Account #7781	9.35			9.35	0.00	0.00	0.00	9.35			0.00	0.00
NAB Cash Management #8075	36.71			36.71	0.00	0.00	0.00	36.71			0.00	0.00
	46.06			46.06	0.00	0.00	0.00	46.06			0.00	0.00
Shares in Listed Companies (Australian)												
ANN.AX Ansell Limited	400.05	0.00	400.05		0.00			400.05		0.00		
BVS.AX Bravura Solutions Limited.	83.50	0.00	121.50		0.00			121.50	38.00	0.00		
COL.AX Coles Group Limited.	495.00	495.00	0.00		212.14			707.14		0.00		
FMG.AX Fortescue Metals Group Ltd	2,470.00	2,470.00	0.00		1,058.57			3,528.57		0.00		
JHX.AX James Hardie Industries Plc	449.72					449.72		449.72		0.00		
NAB.AX National Australia Bank Limited	150.00	150.00	0.00		64.29			214.29		0.00		
NCM.AX Newcrest Mining Limited	96.53	96.53	0.00		41.37			137.90		0.00		
SUL.AX Super Retail Group Limited	330.00	330.00	0.00		141.43			471.43		0.00		
TLS.AX Telstra Corporation Limited	128.00	128.00	0.00		54.86			182.86		0.00		
	4,602.80	3,669.53	521.55		1,572.66	449.72		6,213.46	38.00	0.00		
Term Deposit												
Q Bank Term Deposit	3,208.77			3,208.77	0.00	0.00	0.00	3,208.77			0.00	0.00
	3,208.77			3,208.77	0.00	0.00	0.00	3,208.77			0.00	0.00
Units in Listed Unit Trusts (Australian)												
ASIA.AX Betashares ASIA Technology Tigers Etf	389.58				0.00	0.00	0.00	0.00		0.00	779.17	(389.59)
NDQ.AX Betashares Nasdaq 100 Etf	1,201.00				0.00	34.70	26.43	61.13		0.00	1,166.30	0.00
	1,590.58				0.00	34.70	26.43	61.13		0.00	1,945.47	(389.59)

\$3,254.83

Dr Sam Superannuation Fund
Investment Income Report



As at 30 June 2021

Investment	Total Income	Franked	Unfranked	Interest/ Other	Franking Credits	Foreign Income	Foreign Credits * 1	Assessable Income	TFN Credits	Other Deductions	Distributed Capital Gains	Non- Assessable Payments
								(Excl. Capital Gains) * 2				
	9,448.21	3,669.53	521.55	3,254.83	1,572.66	484.42	26.43	9,529.42	38.00	0.00	1,945.47	(389.59)

Assessable Income (Excl. Capital Gains) **9,529.42**

Net Capital Gain **1,297.20**

Total Assessable Income 10,826.62

* 1 Includes foreign credits from foreign capital gains.

* 2 Assessable Income in the SMSF Annual Return will be different as capital gains and losses from disposals of assets have not been included.

For a breakdown of Distributed Capital Gains and Non-Assessable Payments refer to Distributions Reconciliation Report.

Dr Sam Superannuation Fund

Realised Capital Gains Report



For The Period 01 July 2020 - 30 June 2021

Investment		Accounting Treatment				Tax Treatment						
Purchase Contract Date	Disposal Contract Date	Units	Cost	Proceeds	Accounting Profit/(Loss)	Adjusted Cost Base	Reduced Cost Base	Indexed Cost Base	Indexed Gains	Discounted Gains (Gross)	Other Gains	Capital Loss
Shares in Listed Companies (Australian)												
RMD.AX - Resmed Inc												
20/08/2020	05/11/2020	500.00	12,754.95	14,577.75	1,822.80	12,754.95	12,754.95	0.00	0.00	0.00	1,822.80	0.00
		500.00	12,754.95	14,577.75	1,822.80	12,754.95	12,754.95	0.00	0.00	0.00	1,822.80	0.00
SUL.AX - Super Retail Group Limited												
26/10/2020	15/06/2021	1,000.00	11,629.95	13,170.05	1,540.10	11,629.95	11,629.95	0.00	0.00	0.00	1,540.10	0.00
		1,000.00	11,629.95	13,170.05	1,540.10	11,629.95	11,629.95	0.00	0.00	0.00	1,540.10	0.00
		1,500.00	24,384.90	27,747.80	3,362.90	24,384.90	24,384.90	0.00	0.00	0.00	3,362.90	0.00
Shares in Listed Companies (Overseas)												
TDOC.NYE - Teladoc Health Inc												
18/03/2021	14/06/2021	40.00	10,463.72	7,702.88	(2,760.84)	10,463.72	10,463.72	0.00	0.00	0.00	0.00	(2,760.84)
		40.00	10,463.72	7,702.88	(2,760.84)	10,463.72	10,463.72	0.00	0.00	0.00	0.00	(2,760.84)
WIX.NDQ - Wix.com Ltd												
18/03/2021	14/06/2021	15.00	5,816.40	5,097.72	(718.68)	5,816.40	5,816.40	0.00	0.00	0.00	0.00	(718.68)
		15.00	5,816.40	5,097.72	(718.68)	5,816.40	5,816.40	0.00	0.00	0.00	0.00	(718.68)
		55.00	16,280.12	12,800.60	(3,479.52)	16,280.12	16,280.12	0.00	0.00	0.00	0.00	(3,479.52)
Stapled Securities												
VCX.AX - Vicinity Centres												
24/06/2020	20/08/2020	5,000.00	7,444.95	6,317.55	(1,127.40)	7,444.95	7,444.95	0.00	0.00	0.00	0.00	(1,127.40)
		5,000.00	7,444.95	6,317.55	(1,127.40)	7,444.95	7,444.95	0.00	0.00	0.00	0.00	(1,127.40)
		5,000.00	7,444.95	6,317.55	(1,127.40)	7,444.95	7,444.95	0.00	0.00	0.00	0.00	(1,127.40)

Dr Sam Superannuation Fund
Realised Capital Gains Report



For The Period 01 July 2020 - 30 June 2021

Investment		Accounting Treatment				Tax Treatment						
Purchase Contract Date	Disposal Contract Date	Units	Cost	Proceeds	Accounting Profit/(Loss)	Adjusted Cost Base	Reduced Cost Base	Indexed Cost Base	Indexed Gains	Discounted Gains (Gross)	Other Gains	Capital Loss
Units in Listed Unit Trusts (Australian)												
ASIA.AX - Betashares ASIA Technology Tigers Etf												
		0.00	0.00	0.00	0.00	0.00	0.00	0.00	0.00	778.50	0.67	0.00
		0.00	0.00	0.00	0.00	0.00	0.00	0.00	0.00	778.50	0.67	0.00
NDQ.AX - Betashares Nasdaq 100 Etf												
		0.00	0.00	0.00	0.00	0.00	0.00	0.00	0.00	1,166.30	0.00	0.00
		0.00	0.00	0.00	0.00	0.00	0.00	0.00	0.00	1,166.30	0.00	0.00
		0.00	0.00	0.00	0.00	0.00	0.00	0.00	0.00	1,944.80	0.67	0.00
		6,555.00	48,109.97	46,865.95	(1,244.02)	48,109.97	48,109.97	0.00	0.00	1,944.80	3,363.57	(4,606.92)

Dr Sam Superannuation Fund
Unrealised Capital Gains Report



As at 30 June 2021

Investment	Units	Cost	Tax Deferred /Depreciation	CGT Cost Base	Market Value	Projected Profit / (Loss)	Taxable Profit Indexation	Taxable Profit Discounted	Taxable Profit Notional
Cryptocurrency									
BTC.COIN3 - Bitcoin	0.02	990.00	0.00	990.00	871.4678	(118.53)	0.00	0.00	0.00
		990.00	0.00	990.00	871.4678	(118.53)	0.00	0.00	0.00
Shares in Listed Companies (Australian)									
ANN.AX - Ansell Limited	500.00	14,401.75	0.00	14,401.75	21,755.0000	7,353.25	0.00	4,902.17	0.00
APX.AX - Appen Limited	500.00	7,737.89	0.00	7,737.89	6,800.0000	(937.89)	0.00	0.00	0.00
BVS.AX - Bravura Solutions Limited.	1,500.00	6,499.95	0.00	6,499.95	5,265.0000	(1,234.95)	0.00	0.00	0.00
COL.AX - Coles Group Limited.	1,500.00	25,469.76	0.00	25,469.76	25,635.0000	165.24	0.00	0.00	0.00
FMG.AX - Fortescue Metals Group Ltd	1,000.00	9,589.95	0.00	9,589.95	23,340.0000	13,750.05	0.00	9,166.70	0.00
JHX.AX - James Hardie Industries Plc	500.00	8,334.59	0.00	8,334.59	22,635.0000	14,300.41	0.00	9,533.61	0.00
KGN.AX - Kogan.com Ltd	1,000.00	10,382.52	0.00	10,382.52	11,580.0000	1,197.48	0.00	0.00	0.00
LGP.AX - Little Green Pharma Ltd	10,000.00	8,419.95	0.00	8,419.95	8,800.0000	380.05	0.00	0.00	0.00
LYC.AX - Lynas Rare Earths Limited	1,000.00	1,929.95	0.00	1,929.95	5,710.0000	3,780.05	0.00	2,520.03	0.00
MSB.AX - Mesoblast Limited	2,000.00	4,339.95	0.00	4,339.95	3,960.0000	(379.95)	0.00	0.00	0.00
NAB.AX - National Australia Bank Limited	1,000.00	24,029.90	0.00	24,029.90	26,220.0000	2,190.10	0.00	0.00	0.00
NCM.AX - Newcrest Mining Limited	500.00	15,684.32	0.00	15,684.32	12,640.0000	(3,044.32)	0.00	0.00	0.00
NIC.AX - Nickel Industries Limited	2,000.00	2,779.95	0.00	2,779.95	1,980.0000	(799.95)	0.00	0.00	0.00
PLL.AX - Piedmont Lithium Inc.	5,000.00	4,357.45	0.00	4,357.45	5,125.0000	767.55	0.00	0.00	0.00
PWH.AX - Pwr Holdings Limited	1,000.00	6,294.95	0.00	6,294.95	7,090.0000	795.05	0.00	0.00	0.00
TLS.AX - Telstra Corporation Limited.	800.00	2,960.00	0.00	2,960.00	3,008.0000	48.00	0.00	32.00	0.00
		153,212.83	0.00	153,212.83	191,543.0000	38,330.17	0.00	26,154.51	0.00
Shares in Listed Companies (Overseas)									

Dr Sam Superannuation Fund
Unrealised Capital Gains Report



As at 30 June 2021

Investment	Units	Cost	Tax Deferred /Depreciation	CGT Cost Base	Market Value	Projected Profit / (Loss)	Taxable Profit Indexation	Taxable Profit Discounted	Taxable Profit Notional
Shares in Listed Companies (Overseas)									
PCH.NDQ - PotlatchDeltic Corp	200.00	13,931.94	0.00	13,931.94	10,662.0002	(3,269.94)	0.00	0.00	0.00
		13,931.94	0.00	13,931.94	10,662.0002	(3,269.94)	0.00	0.00	0.00
Units in Listed Unit Trusts (Australian)									
ASIA.AX - Betashares ASIA Technology Tigers Etf	1,000.00	10,769.95	(389.59)	11,159.54	12,040.0000	880.46	0.00	0.00	0.00
NDQ.AX - Betashares Nasdaq 100 Etf	1,000.00	26,962.32	0.00	26,962.32	32,110.0000	5,147.68	0.00	0.00	0.00
		37,732.27	(389.59)	38,121.86	44,150.0000	6,028.14	0.00	0.00	0.00
		205,867.04	(389.59)	206,256.63	247,226.4680	40,969.84	0.00	26,154.51	0.00

Memorandum of Resolutions of Sarath Jayawardana and Luckmalie Jayawardana ATF Dr Sam Superannuation Fund

FINANCIAL STATEMENTS OF SUPERANNUATION FUND:

It was resolved that the financial statements would be prepared as special purpose financial statements as, in the opinion of the trustee(s), the Superannuation Fund is a non-reporting entity and therefore is not required to comply with all Australian Accounting Standards.

It was further resolved that the financial statements and notes to the financial statements of the Superannuation Fund in respect of the year ended 30 June 2021 thereon be adopted.

TRUSTEE'S DECLARATION:

It was resolved that the trustee's declaration of the Superannuation Fund be signed.

ANNUAL RETURN:

Being satisfied that the Fund had complied with the requirements of the Superannuation Industry (Supervision) Act 1993 (SISA) and Regulations during the year ended 30 June 2021, it was resolved that the annual return be approved, signed and lodged with the Australian Taxation Office.

TRUST DEED:

It was resolved that the advice received from the Fund's legal adviser confirming that the fund's trust deed is consistent with all relevant superannuation and trust law.

INVESTMENT STRATEGY:

The allocation of the Fund's assets and the Fund's investment performance over the financial year were reviewed and found to be within the acceptable ranges outlined in the investment strategy. After considering the risk, rate of return, diversification and liquidity of the investments and the ability of the Fund to discharge its existing liabilities, it was resolved that the investment strategy continues to reflect the purposes and circumstances of the Fund and its members. Accordingly, no changes in the investment strategy were required.

INVESTMENT – PERSONAL USE:

It was confirmed that no investments or assets were used by the member(s) for personal purposes.

INSURANCE COVER:

The trustee(s) reviewed the current life and total and permanent disability insurance coverage on offer to the members and resolved that the current insurance arrangements were appropriate for the Fund.

ALLOCATION OF INCOME:

It was resolved that the income of the Fund would be allocated to the members based on their average daily balance (an alternative allocation basis may be percentage of opening balance).

INVESTMENT ACQUISITIONS:

It was resolved to ratify the investment acquisitions throughout the financial year ended 30 June 2021.

INVESTMENT DISPOSALS:

It was resolved to ratify the investment disposals throughout the financial year ended 30 June 2021.

AUDITORS:

It was resolved that

Super Audits Pty Ltd

of

PO Box 3376, RUNDLE MALL, South Australia 5000

act as auditors of the Fund for the next financial year.

Memorandum of Resolutions of Sarath Jayawardana and Luckmalie Jayawardana ATF Dr Sam Superannuation Fund

- TAX AGENTS:** It was resolved that

Mora Wealth Accountants Pty Ltd

act as tax agents of the Fund for the next financial year.
- TRUSTEE STATUS:** Each of the trustee(s) confirmed that they are qualified to act as trustee(s) of the Fund and that they are not disqualified persons as defined by s 120 of the SISA.
- CONTRIBUTIONS RECEIVED:** It was resolved that the contributions during the year be allocated to members on the basis of the schedule provided by the principal Fund employer.
- ACCEPTANCE OF ROLLOVERS:** The trustee has ensured that any rollover made to the Fund, meets the requirements of the Fund's deed and does not breach the superannuation laws in relation to:
1. making rollover between Funds; and,
 2. breaching the Fund or the member investment strategy.
- The trustee has reviewed the rollover and received advice that the rollover is in accordance with the Trust Deed and the rules of the Fund and the superannuation laws. As such the trustee has resolved to accept the rollover on behalf of the member.
- PAYMENT OF BENEFITS:** The trustee has ensured that any payment of benefits made from the Fund, meets the requirements of the Fund's deed and does not breach the superannuation laws in relation to:
1. making payments to members; and,
 2. breaching the Fund or the member investment strategy.
- The trustee has reviewed the payment of the benefit and received advice that the transfer is in accordance with the Deed and the superannuation laws. As such the trustee has resolved to allow the payment of the benefits on behalf of the member.
- CLOSURE:** Signed as a true record –

.....
Sarath Jayawardana
/ /

.....
Luckmalie Jayawardana
/ /

Dr Sam Superannuation Fund
Trial Balance



As at 30 June 2021

Last Year	Code	Account Name	Units	Debits \$	Credits \$
	23800	Distributions Received			
	23800/ASIA.AX	Betashares ASIA Technology Tigers Etf			389.58
	23800/NDQ.AX	Betashares Nasdaq 100 Etf			1,201.00
	23900	Dividends Received			
	23900/ANN.AX	Ansell Limited			400.05
	23900/BVS.AX	Bravura Solutions Limited.			83.50
	23900/COL.AX	Coles Group Limited.			495.00
	23900/FMG.AX	Fortescue Metals Group Ltd			2,470.00
	23900/JHX.AX	James Hardie Industries Plc			449.72
	23900/NAB.AX	National Australia Bank Limited			150.00
	23900/NCM.AX	Newcrest Mining Limited			96.53
(21.13)	23900/RMD.AX	Resmed Inc			
	23900/SUL.AX	Super Retail Group Limited			330.00
(128.00)	23900/TLS.AX	Telstra Corporation Limited			128.00
	24200	Contributions			
	24200/JAYLUC00001A	(Contributions) Jayawardana, Luckmalie - Accumulation			42,263.80
(2,920.00)	24200/JAYSAR00001A	(Contributions) Jayawardana, Sarath - Accumulation			42,263.80
(14,895.41)	24700	Changes in Market Values of Investments			26,977.55
	24951	Foreign Exchange Profits/ Losses		95.03	
	25000	Interest Received			
(5.30)	25000/CBA11583509	Commonwealth CDIA #3509			
(11.97)	25000/CBA24067781	Commonwealth Direct Investment Account #7781			9.35
	25000/CUS1061034	Q Bank Term Deposit			3,208.77
(265.58)	25000/NAB457798075	NAB Cash Management #8075			36.71
(585.66)	25000/STG035529104 6	St. George Term Deposit #1046			
	30100	Accountancy Fees		935.00	
	30400	ATO Supervisory Levy		259.00	
	30700	Auditor's Remuneration		330.00	
35.00	31500	Bank Charges			

Trial Balance

As at 30 June 2021

Last Year	Code	Account Name	Units	Debits \$	Credits \$
	37500	Investment Expenses			
4,999.00	37500/6201454011	Investment Expenses		1,000.00	
	39000	Life Insurance Premiums			
	39000/JAYLUC00001A	(Life Insurance Premiums) Jayawardana, Luckmalie - Accumulation		505.80	
	39000/JAYSAR00001A	(Life Insurance Premiums) Jayawardana, Sarath - Accumulation		3,031.80	
(54.86)	48500	Income Tax Expense		5,963.26	
13,853.91	49000	Profit/Loss Allocation Account		108,833.47	
	50010	Opening Balance			
(103,277.17)	50010/JAYLUC00001A	(Opening Balance) Jayawardana, Luckmalie - Accumulation			108,138.66
(137,949.88)	50010/JAYSAR00001A	(Opening Balance) Jayawardana, Sarath - Accumulation			146,942.30
	52420	Contributions			
0.00	52420/JAYLUC00001A	(Contributions) Jayawardana, Luckmalie - Accumulation			42,263.80
(2,920.00)	52420/JAYSAR00001A	(Contributions) Jayawardana, Sarath - Accumulation			42,263.80
	53100	Share of Profit/(Loss)			
(4,674.25)	53100/JAYLUC00001A	(Share of Profit/(Loss)) Jayawardana, Luckmalie - Accumulation			15,088.43
(6,259.66)	53100/JAYSAR00001A	(Share of Profit/(Loss)) Jayawardana, Sarath - Accumulation			20,355.39
	53330	Income Tax			
(187.24)	53330/JAYLUC00001A	(Income Tax) Jayawardana, Luckmalie - Accumulation		192.74	
(250.76)	53330/JAYSAR00001A	(Income Tax) Jayawardana, Sarath - Accumulation			92.39
	53800	Contributions Tax			
0.00	53800/JAYLUC00001A	(Contributions Tax) Jayawardana, Luckmalie - Accumulation		3,750.00	
438.00	53800/JAYSAR00001A	(Contributions Tax) Jayawardana, Sarath - Accumulation		3,750.00	
	53920	Life Insurance Premiums			
0.00	53920/JAYLUC00001A	(Life Insurance Premiums) Jayawardana, Luckmalie - Accumulation		505.80	
	53920/JAYSAR00001A	(Life Insurance Premiums) Jayawardana, Sarath - Accumulation		3,031.80	

Dr Sam Superannuation Fund
Trial Balance



As at 30 June 2021

Last Year	Code	Account Name	Units	Debits \$	Credits \$
	60400	Bank Accounts			
	0.02	60400/CBA11583509 Commonwealth CDIA #3509		0.02	
9,030.96	60400/CBA24067781	Commonwealth Direct Investment Account #7781		18,993.07	
	60400/Commsec	Commsec Foreign Cash Account		2,493.51	
21,630.98	60400/NAB457798075	NAB Cash Management #8075		98,841.46	
	60800	Term Deposit			
160,000.00	60800/CUS1061034	Q Bank Term Deposit			0.00
	61800	Distributions Receivable			
	61800/ASIA.AX	Betashares ASIA Technology Tigers Etf		389.58	
	61800/NDQ.AX	Betashares Nasdaq 100 Etf		1,174.58	
	70040	Cryptocurrency			
	70040/BTC.COIN3	Bitcoin	0.0185	871.47	
	77600	Shares in Listed Companies (Australian)			
18,350.00	77600/ANN.AX	Ansell Limited	500.0000	21,755.00	
	77600/APX.AX	Appen Limited	500.0000	6,800.00	
6,750.00	77600/BVS.AX	Bravura Solutions Limited.	1,500.0000	5,265.00	
0.00	77600/COL.AX	Coles Group Limited.	1,500.0000	25,635.00	
13,850.00	77600/FMG.AX	Fortescue Metals Group Ltd	1,000.0000	23,340.00	
13,760.00	77600/JHX.AX	James Hardie Industries Plc	500.0000	22,635.00	
	77600/KGN.AX	Kogan.com Ltd	1,000.0000	11,580.00	
	77600/LGP.AX	Little Green Pharma Ltd	10,000.0000	8,800.00	
1,935.00	77600/LYC.AX	Lynas Rare Earths Limited	1,000.0000	5,710.00	
	77600/MSB.AX	Mesoblast Limited	2,000.0000	3,960.00	
	77600/NAB.AX	National Australia Bank Limited	1,000.0000	26,220.00	
	77600/NCM.AX	Newcrest Mining Limited	500.0000	12,640.00	
	77600/NIC.AX	Nickel Industries Limited	2,000.0000	1,980.00	
	77600/PLL.AX	Piedmont Lithium Inc.	5,000.0000	5,125.00	
	77600/PWH.AX	Pwr Holdings Limited	1,000.0000	7,090.00	
2,504.00	77600/TLS.AX	Telstra Corporation Limited.	800.0000	3,008.00	

Dr Sam Superannuation Fund
Trial Balance



As at 30 June 2021

Last Year	Code	Account Name	Units	Debits \$	Credits \$
	77700	Shares in Listed Companies (Overseas)			
	77700/PCH.NDQ	PotlatchDeltic Corp	200.0000	10,662.00	
	78000	Stapled Securities			
7,150.00	78000/VCX.AX	Vicinity Centres	0.0000		0.00
	78200	Units in Listed Unit Trusts (Australian)			
	78200/ASIA.AX	Betashares ASIA Technology Tigers Etf	1,000.0000	12,040.00	
	78200/NDQ.AX	Betashares Nasdaq 100 Etf	1,000.0000	32,110.00	
120.00	85000	Income Tax Payable/Refundable			3,796.26
0.00	86000	PAYG Payable			1,408.00
				501,302.39	501,302.39

Current Year Profit/(Loss): 114,796.73

T - TAX RETURN

SMSF Tax Return

2021

1 Jul 2020—30 Jun 2021

TFN Recorded

PART A ELECTRONIC LODGMENT DECLARATION (FORM P, T, F, SMSF OR EX)

This declaration is to be completed where the tax return is to be lodged via the Tax Office's electronic lodgment service (ELS). It is the responsibility of the taxpayer to retain this declaration for a period of five years after the declaration is made, penalties may apply for failure to do so.

Privacy

The ATO is authorised by the *Taxation Administration Act 1953* to request the provision of tax file numbers (TFNs). The ATO will use the TFNs to identify each partner or beneficiary or entity in our records. It is not an offence not to provide the TFNs. However, you cannot lodge your tax return electronically if you do not quote your TFN.

Taxation law authorises the ATO to collect information and to disclose it to other government agencies. For information about your privacy go to ato.gov.au/privacy

The Australian Business Register

The Commissioner of Taxation, as Registrar of the Australian Business Register, may use the ABN and business details which you provide on this tax return to maintain the integrity of the register.

Please refer to the privacy statement on the Australian Business Register (ABR) website (www.abr.gov.au) for further information – it outlines our commitment to safeguarding your details.

Electronic Funds Transfer – Direct Debit

Where you have requested an EFT direct debit some of your details will be provided to your financial institution and the Tax Office's sponsor bank to facilitate the payment of your taxation liability from your nominated account.

<u>Tax File Number</u>	<u>Name of partnership, trust, fund or entity</u>	<u>Year</u>
TFN Recorded	Dr Sam Superannuation Fund	2021

I authorise my tax agent to electronically transmit this tax return via the electronic lodgment service.

Important

Before making this declaration please check to ensure that all income has been disclosed and the tax return is true and correct in every detail. If you are in doubt about any aspect of the tax return, place all the facts before the Tax Office. The tax law provides heavy penalties for false or misleading statements on tax returns.

Declaration - I declare that:

- the information provided to my registered tax agent for the preparation of this tax return, including any applicable schedules is true and correct, and
- the agent is authorised to lodge this tax return.

Signature of partner, trustee or director	Date
--	-------------

PART B ELECTRONIC FUNDS TRANSFER CONSENT

This declaration is to be completed when an electronic funds transfer EFT of a refund is requested and the tax return is being lodged through the electronic lodgment service ELS.

This declaration must be signed by the taxpayer prior to the EFT details being transmitted to the Tax Office. If you elect for an EFT, all details below must be completed.

Important

Care should be taken when completing EFT details as the payment of any refund, including any family tax benefit, will be made to the account specified.

<u>Agent Ref No.</u>	<u>BSB Number</u>	<u>Account Number</u>	<u>Account Name</u>
24742602	086138	457798075	SG & LLK Jayawardana

I authorise the refund to be deposited directly to the account specified.

<u>Signature</u>	<u>Date</u>

PART D TAX AGENTS CERTIFICATE (SHARED FACILITIES USERS ONLY)

<u>Client Ref</u>	<u>Agent Ref No.</u>	<u>Contact Name</u>	<u>Contact No.</u>
JAYAS040	24742602	Mora Wealth Accountants Pty Ltd	0893091233

Declaration - I declare that:

- I have prepared this tax return and/or family tax benefit tax claim in accordance with the information supplied by the taxpayer
- I have received a declaration made by the taxpayer that the information provided to me for the preparation of this document is true and correct, and
- I am authorised by the taxpayer to lodge this tax return and any applicable schedules that are attached.

<u>Agent's Signature</u>	<u>Date</u>

Section A: Fund information

Period start				01/07/2020
Period end				30/06/2021
1 TAX FILE NUMBER				TFN Recorded
2 NAME OF SELF-MANAGED SUPERANNUATION FUND (SMSF)				Dr Sam Superannuation Fund
3 AUSTRALIAN BUSINESS NUMBER				58 162 524 053
4 CURRENT POSTAL ADDRESS				
Address	Town/City	State	Postcode	
PO Box 1792	Malaga	WA	6944	
5 ANNUAL RETURN STATUS				
Is this the first required return for a newly registered SMSF?				No
6 SMSF AUDITOR				
Title				Mr
First name				Anthony
Other name				William
Family name				Boys
SMSF auditor number				100014140
Contact number				61-410712708
Auditor Address	Town/City	State	Postcode	
PO Box 3376	RUNDLE MALL	SA	5000	
Was part A of the audit report qualified?				B No
Was part B of the audit report qualified?				C No
7 ELECTRONIC FUNDS TRANSFER (EFT)				
A. Fund's financial institution account details				
BSB number				086138
Account number				457798075
Account name				SG & LLK Jayawardana
I would like my tax refunds made to this account				Yes
8 STATUS OF SMSF				
Australian superannuation fund?				A Yes
Fund benefit structure				B A
Does the fund trust deed allow acceptance of the Government's Super Co-contribution and Low Income Super Contribution?				C Yes

Section B: Income

11 INCOME

Prior year losses brought forward

Other Net Capital Losses			\$110,184.00
Did you have a CGT event during the year?		G	Yes
Have you applied an exemption or rollover?		M	No
Net capital gain		A	\$0.00

Losses carried forward

Other Net Capital Losses			\$109,483.00
Gross interest income	\$46.06 + \$3,208.77	C	\$3,254.00
Tax file number amounts withheld from gross interest			\$0.00
Gross foreign income		D1	\$510.00
Net foreign income		D	\$510.00
Transfers from foreign funds income	Number 0	F	
Unfranked dividends		J	\$521.00
Franked dividend income amount		K	\$3,669.00
Franking credit		L	\$1,572.00
Assessable contributions	(R1 + R2 + R3 less R6)	R	\$50,000.00
Assessable personal contributions	\$25,000 + \$25,000	R2	\$50,000.00
No-TFN-quoted contributions		R3	\$0.00
Gross income		W	\$59,526.00
Total assessable income		V	\$59,526.00

Section C: Deductions and non-deductible expenses

12 DEDUCTIONS

			Deductions		Non-Deductible Expenses
Insurance premiums – members	\$3,031.80 + \$505.80	F1	\$3,537.00	F2	\$0.00
SMSF auditor fee		H1	\$330.00	H2	\$0.00
Investment expenses		I1	\$1,000.00	I2	\$0.00
Management and administration expenses		J1	\$1,194.00	J2	\$0.00
Tax losses deducted		M1	\$2,796.00		
Totals		N	\$8,857.00	Y	\$0.00
Total SMSF expenses			(N + Y)	Z	\$8,857.00
Taxable income or loss			(TOTAL ASSESSABLE INCOME less TOTAL DEDUCTIONS)	O	\$50,669.00

Section D: Income tax calculation statement

13 CALCULATION STATEMENT		
Taxable income		A \$50,669.00
Tax on taxable income		T1 \$7,600.35
Tax on no-TFN-quoted contributions		J \$0.00
Gross tax		B \$7,600.35
Non-refundable non-carry forward tax offsets	(C1 + C2)	C \$26.43
Foreign income tax offset		C1 \$26.43
Subtotal	(B less C - cannot be less than zero)	T2 \$7,573.92
Non-refundable carry forward tax offsets	(D1 + D2 + D3 + D4)	D \$0.00
Early stage venture capital limited partnership tax offset		D1 \$0.00
Early stage venture capital limited partnership tax offset carried forward from previous year		D2 \$0.00
Early stage investor tax offset		D3 \$0.00
Early stage investor tax offset carried forward from previous year		D4 \$0.00
Subtotal	(T2 less D - cannot be less than zero)	T3 \$7,573.92
REFUNDABLE TAX OFFSETS	(E1 + E2 + E3 + E4)	E \$1,572.66
Complying fund's franking credits tax offset		E1 \$1,572.66
Exploration credit tax offset		E4 \$0.00
Tax Payable		T5 \$6,001.26
Eligible credits	(H1 + H2 + H3 + H5 + H6 + H8)	H \$38.00
Credit for tax withheld - where ABN or TFN not quoted (non-individual)		H3 \$38.00
Credit for TFN amounts withheld from payments from closely held trusts		H5 \$0.00
Credit for amounts withheld from foreign resident capital gains withholding		H8 \$0.00
Tax offset refunds (Remainder of refundable tax offsets)		I \$0.00
PAYG instalments raised		K \$2,112.00
Supervisory levy		L \$259.00
Supervisory levy adjustment for wound up funds		M \$0.00
Supervisory levy adjustment for new funds		N \$0.00
Amount payable		S \$4,110.26

Section E: Losses

14 LOSSES		
Net capital losses carried forward to later income years		V \$109,483.00

Section H: Assets and liabilities

15 ASSETS		
15a Australian managed investments		
Listed trusts		A \$44,150.00

15b Australian direct investments

Cash and term deposits	\$18,993.07 + \$2,493.51 + \$98,841.46 + \$0.02	E	\$120,328.00
Listed shares		H	\$191,543.00
Other assets	\$389.58 + \$1,174.58	O	\$1,564.00

15c Other investments

Crypto-Currency		N	\$871.00
-----------------	--	----------	----------

15d Overseas direct investments

Overseas shares		P	\$10,662.00
-----------------	--	----------	-------------

Total Australian and overseas assets		U	\$369,118.00
---	--	----------	---------------------

16 LIABILITIES

Total member closing account balances	\$202,872 + \$161,042	W	\$363,914.00
---------------------------------------	------------------------------	----------	--------------

Other liabilities		Y	\$5,204.00
-------------------	--	----------	------------

Total liabilities		Z	\$369,118.00
--------------------------	--	----------	---------------------

Section K: Declarations**PREFERRED TRUSTEE OR DIRECTOR CONTACT DETAILS**

Title	Doctor
First name	Sarath
Other name	Gunaseela
Family name	Jayawardana
Contact number	04 38975709

TAX AGENT'S CONTACT DETAILS

Practice name	Mora Wealth Accountants Pty Ltd
Title	Mr
First name	Alex
Family name	Mora
Contact number	08 93091233

Member 1 — Jayawardana, Luckmalie (TFN Recorded)

Account status	Open
Tax File Number	TFN Recorded
INDIVIDUAL NAME	
Title	Mrs
Given name	Luckmalie
Other given names	
Family name	Jayawardana
Suffix	
Date of birth	21 Oct 1961
Date of death	
CONTRIBUTIONS	
Opening account balance	\$108,138.66
Employer contributions	A
Principal Employer ABN	A1
Personal contributions	\$25,000 + \$17,263.80 B \$42,263.80
CGT small business retirement exemption	C
CGT small business 15 year exemption	D
Personal injury election	E
Spouse and child contributions	F
Other third party contributions	G
Proceeds from primary residence disposal	H
Receipt date	H1
Assessable foreign superannuation fund amount	I
Non-assessable foreign superannuation fund amount	J
Transfer from reserve: assessable amount	K
Transfer from reserve: non-assessable amount	L
Contributions from non-complying funds and previously non-complying funds	T
Any other contributions (including Super Co-contributions and Low Income Super Contributions)	M
Total Contributions	N \$42,263.80

OTHER TRANSACTIONS

Allocated earnings or losses	O	\$10,639.89
Inward rollovers and transfers	P	
Outward rollovers and transfers	Q	
TRIS Count		
Accumulation phase account balance	S1	\$161,042.35
Retirement phase account balance - Non CDBIS	S2	
Retirement phase account balance - CDBIS	S3	
Accumulation phase value	X1	
Retirement phase value	X2	
Outstanding Limited recourse borrowing arrangement	Y	
Lump Sum payment	R1	
Income stream payment	R2	
Closing account balance	S	\$161,042.35

Member 2 — Gunaseela Jayawardana, Sarath (TFN Recorded)

Account status				Open
Tax File Number				TFN Recorded
INDIVIDUAL NAME				
Title				Doctor
Given name				Sarath
Other given names				
Family name				Gunaseela Jayawardana
Suffix				
Date of birth				21 Oct 1956
Date of death				
CONTRIBUTIONS				
Opening account balance				\$146,942.30
Employer contributions				A
Principal Employer ABN				A1
Personal contributions	\$25,000 + \$17,263.80			B \$42,263.80
CGT small business retirement exemption				C
CGT small business 15 year exemption				D
Personal injury election				E
Spouse and child contributions				F
Other third party contributions				G
Proceeds from primary residence disposal				H
Receipt date				H1
Assessable foreign superannuation fund amount				I
Non-assessable foreign superannuation fund amount				J
Transfer from reserve: assessable amount				K
Transfer from reserve: non-assessable amount				L
Contributions from non-complying funds and previously non-complying funds				T
Any other contributions (including Super Co-contributions and Low Income Super Contributions)				M
Total Contributions				N \$42,263.80

OTHER TRANSACTIONS

Allocated earnings or losses	O	\$13,665.98
Inward rollovers and transfers	P	
Outward rollovers and transfers	Q	
TRIS Count		
Accumulation phase account balance	S1	\$202,872.08
Retirement phase account balance - Non CDBIS	S2	
Retirement phase account balance - CDBIS	S3	
Accumulation phase value	X1	
Retirement phase value	X2	
Outstanding Limited recourse borrowing arrangement	Y	
Lump Sum payment	R1	
Income stream payment	R2	
Closing account balance	S	\$202,872.08

Capital Gains Tax Schedule

1 CURRENT YEAR CAPITAL GAINS AND CAPITAL LOSSES	Capital gains	Capital losses
Shares in companies listed on an Australian securities exchange	\$3,362.00	
Other shares		\$3,479.00
Units in unit trusts listed on an Australian securities exchange	\$1,945.00	\$1,127.00
Other units		
Real estate situated in Australia		
Other real estate		
Amount of capital gains from a trust (including a managed fund)		
Collectables		
Other CGT assets and any other CGT events		
Amount of capital gain previously deferred under transitional CGT relief for superannuation funds	\$0.00	
Total current year	\$5,307.00	\$4,606.00
2 CAPITAL LOSSES		
Total current year capital losses applied		\$4,606.00
Total prior year net capital losses applied		\$701.00
Total capital losses transferred in applied (only for transfers involving a foreign bank branch or permanent establishment of a foreign financial entity)		
Total capital losses applied		\$5,307.00
3 UNAPPLIED NET CAPITAL LOSSES CARRIED FORWARD		
Net capital losses from collectables carried forward to later income years		
Other net capital losses carried forward to later income years		\$109,483.00
4 CGT DISCOUNT		
Total CGT discount applied		
5 CGT CONCESSIONS FOR SMALL BUSINESS		
Small business active asset reduction		
Small business retirement exemption		
Small business rollover		
Total small business concessions applied		\$0.00
6 NET CAPITAL GAIN		
		\$0.00
1J less 2E less 4A less 5D (cannot be less than zero). Amount will appear at label A, Net capital gain on your tax return		
7 EARNOUT ARRANGEMENTS		
Income year earnout right created		
Amended net capital gain or capital losses carried forward		

8 OTHER CGT INFORMATION REQUIRED (IF APPLICABLE)

Small business 15 year exemption – exempt capital gains	A
Capital gains disregarded by a foreign resident	B
Capital gains disregarded as a result of a scrip for scrip rollover	C
Capital gains disregarded as a result of an inter-company asset rollover	D
Capital gains disregarded by a demerging entity	E

Losses schedule

Part A Losses carried forward to the 2021–2022 income year

1 TAX LOSSES CARRIED FORWARD TO LATER INCOME YEARS

2020–2021	B	
2019–2020	C	
2018–2019	D	
2017–2018	E	
2016–2017	F	
2015–2016 and earlier years	G	
Total	U	

2 NET CAPITAL LOSSES CARRIED FORWARD TO LATER INCOME YEARS

2020–2021	H	
2019–2020	I	
2018–2019	J	
2017–2018	K	
2016–2017	L	\$109,483.00
2015–2016 and earlier years	M	
Total	V	\$109,483.00

Part B Ownership and same business test

1 WHETHER CONTINUITY OF MAJORITY OWNERSHIP TEST PASSED

2020–2021	A
2019–2020	B
2018–2019	C
2017–2018	D
2016–2017	E
2015–2016 and earlier years	F

2 AMOUNT OF LOSSES DEDUCTED FOR WHICH THE CONTINUITY OF MAJORITY OWNERSHIP TEST IS NOT PASSED BUT THE BUSINESS CONTINUITY TEST IS SATISFIED – EXCLUDES FILM LOSSES

Tax losses	G
Net capital losses	H

3 LOSSES CARRIED FORWARD FOR WHICH THE BUSINESS CONTINUITY TEST MUST BE SATISFIED BEFORE THEY CAN BE DEDUCTED IN LATER YEARS – EXCLUDES FILM LOSSES

Tax losses	I
Net capital losses	J

4 DO CURRENT YEAR LOSS PROVISIONS APPLY?

Is the company required to calculate its taxable income or tax loss for the year under Subdivision 165-B or its net capital gain or net capital loss for the year under Subdivision 165-CB of the <i>Income Tax Assessment Act 1997</i> (ITAA 1997)?	K
--	----------

Part C Unrealised losses

Has a changeover time occurred in relation to the company after 1.00pm by legal time in the Australian Capital Territory on 11 November 1999?	L
At the changeover time did the company satisfy the maximum net asset value test under section 152-15 of ITAA 1997?	M
If you selected No at M, has the company determined it had an unrealised net loss at the changeover time?	N
If you selected Yes at N, what was the amount of unrealised net loss calculated under section 165-115E of ITAA 1997?	O

Part D Life insurance companies

Complying superannuation class tax losses carried forward to later income years	P
Complying superannuation net capital losses carried forward to later income years	Q

Part E Controlled foreign company losses

Current year CFC losses	M
CFC losses deducted	N
CFC losses carried forward	O

Part F Tax losses reconciliation statement

Balance of tax losses brought forward from the prior income year	A	\$2,796.00
ADD Uplift of tax losses of designated infrastructure project entities	B	
SUBTRACT Net forgiven amount of debt	C	
ADD Tax loss incurred (if any) during current year	D	
ADD Tax loss amount from conversion of excess franking offsets	E	
SUBTRACT Net exempt income	F	
SUBTRACT Tax losses forgone	G	
SUBTRACT Tax losses deducted	H	\$2,796.00
SUBTRACT Tax losses transferred out under Subdivision 170-A (only for transfers involving a foreign bank branch or a PE of a foreign financial entity)	I	
Total tax losses carried forward to later income years	J	\$0.00

Worksheets

11 INCOME

C Gross interest income

Description	Tax Withheld	Interest
Imported from SF360	\$0.00	\$3,254.00
Total	\$0.00	\$3,254.00

D1 Gross foreign income

Description	Amount
Imported from SF360	\$510.00
Total	\$510.00

D Net foreign income

Description	Amount
Imported from SF360	\$510.00
Total	\$510.00

12 DEDUCTIONS

F INSURANCE PREMIUMS - MEMBERS

Description	Deductible	Non deductible
Imported from SF360	\$3,537.00	\$0.00
Total	\$3,537.00	\$0.00

H SMSF auditor fee

Description	Deductible	Non deductible
Imported from SF360	\$330.00	\$0.00
Total	\$330.00	\$0.00

I Investment Expenses

Description	Deductible	Non deductible
Imported from SF360	\$1,000.00	\$0.00
Total	\$1,000.00	\$0.00

J Management and administration expenses

Description	Deductible	Non deductible
Imported from SF360	\$1,194.00	\$0.00
Total	\$1,194.00	\$0.00

13 CALCULATION STATEMENT**D1** Early stage venture capital limited partnership tax offset

Description	Amount
Imported from SF360	\$0.00
Total	\$0.00

D2 Early stage venture capital limited partnership tax offset carried forward from previous year

Description	Amount
Imported from SF360	\$0.00
Total	\$0.00

D3 Early stage investor tax offset

Description	Amount
Imported from SF360	\$0.00
Total	\$0.00

D4 Early stage investor tax offset carried forward from previous year

Description	Amount
Imported from SF360	\$0.00
Total	\$0.00

H5 Credit for TFN amounts withheld from payments from closely held trusts

Description	Amount
Imported from SF360	\$0.00
Total	\$0.00

H8 Credit for amounts withheld from foreign resident capital gains withholding

Description	Amount
Imported from SF360	\$0.00
Total	\$0.00

K PAYG INSTALMENTS RAISED

Description	Amount
Imported from SF360	\$2,112.00
Total	\$2,112.00

15 ASSETS**15a** AUSTRALIAN MANAGED INVESTMENTS**A** Listed trusts

Description	Amount
Imported from SF360	\$44,150.00
Total	\$44,150.00

15b AUSTRALIAN DIRECT INVESTMENTS

E Cash and term deposits

Description	Amount
Imported from SF360	\$120,328.00
Total	\$120,328.00

H Listed shares

Description	Amount
Imported from SF360	\$191,543.00
Total	\$191,543.00

O Other assets

Description	Amount
Imported from SF360	\$1,564.00
Total	\$1,564.00

15c OTHER INVESTMENTS**N** Crypto-currency

Description	Amount
Imported from SF360	\$871.00
Total	\$871.00

15d OVERSEAS DIRECT INVESTMENTS**P** Overseas shares

Description	Amount
Imported from SF360	\$10,662.00
Total	\$10,662.00

16 LIABILITIES**Y** Other liabilities

Description	Amount
Imported from SF360	\$5,204.00
Total	\$5,204.00

W - WORKING PAPER

Dr Sam Superannuation Fund
Distribution Reconciliation Report



For The Period 01 July 2020 - 30 June 2021

Date	Non Primary Production Income (A) * ₁					Distributed Capital Gains (B) * ₂					Foreign Income * ₃		Non-Assessable			Taxable Income
	Payment Received	Franked	Unfranked	Interest/ Other	Franking Credits	Discounted (After Discount)	Rate * ₅	CGT Concession	Indexed	Other	Foreign Income	Foreign Credits	Tax Exempt	Tax Free	Tax Deferred / AMIT * ₆	
Units in Listed Unit Trusts (Australian)																
ASIA.AX Betashares ASIA Technology Tigers Etf																
30/06/2021	389.58					389.25	I	389.25		0.67					(389.59)	389.92
	389.58					389.25		389.25		0.67					(389.59)	389.92
	<i>Net Cash Distribution:</i>		389.58													
NDQ.AX Betashares Nasdaq 100 Etf																
19/01/2021	26.42						S								0.00	
30/06/2021	1,174.58					583.15	I	583.15		34.70	26.43			0.00	644.28	
	1,201.00					583.15		583.15		34.70	26.43			0.00	644.28	
	<i>Net Cash Distribution:</i>		1,201.00													
	1,590.58					972.40		972.40		0.67	34.70	26.43			(389.59)	1,034.20

Dr Sam Superannuation Fund Distribution Reconciliation Report



For The Period 01 July 2020 - 30 June 2021

Date	Non Primary Production Income (A) * ₁				Distributed Capital Gains (B) * ₂				Foreign Income * ₃		Non-Assessable				Taxable Income	
	Payment Received	Franked	Unfranked	Interest/ Other	Franking Credits	Discounted (After Discount)	Rate * ₅	CGT Concession	Indexed	Other	Foreign Income	Foreign Credits	Tax Exempt	Tax Free		Tax Deferred / AMIT * ₆
TOTAL	1,590.58					972.40		972.40		0.67	34.70	26.43			(389.59)	1,034.20

Total Distributed Gains

Discount Rate	Discounted	Gross
Superfund 1/3	0.00	0.00
Individual 50%(I)	972.40	1,945.47
Total	972.40	1,945.47

*₁ Summary of Non Primary Production Income (A)

Tax Label	Franked	Unfranked	Interest/Other	Less Other Deduction	Income Before Credits * ₇	Franking Credits	Total Including Credits
11M Gross trust distributions					0.00		0.00

*₂ Forms part of the Net Capital Gains calculation for Tax Label 11A.

*₃ Forms part of the Foreign Credits calculation for Tax Label 11D, D1, 13C1.

*₄ Taxable Income is designed to match Tax Statement provided by Fund Manager.

Taxable Income in the SMSF Annual Return will be different due to application of Capital Losses in Net Capital Gain calculation and application of different discount method.

*₅ This is the discount rate selected for the transaction. "S" being Super Funds at 1/3 and "I" being Individual at 50%.

*₆ AMIT cost base net increase is reflected as negative amount i.e. negative tax deferred and AMIT cost base net decrease is reflected as positive amount i.e. positive tax deferred.

*₇ Sum of Income Before Credits reconciles with Taxable Trust Distributions in Statement of Taxable Income.

^ Variance between Payment Received and Net Cash Distribution.

Dr Sam Superannuation Fund
Investment Income Comparison Report



As at 30 June 2021

Investment	Ledger Data			ASX & UUT Data						
	Transaction Date	Income Amount	Franking Credit	Date Payable	Ex Div/Dist Date	Units On Hand	45 Day Qualified	Amount per share/unit	Estimated Income	Estimated Franking*
NDQ.AX	Betashares Nasdaq 100 Etf			16/07/2021	01/07/2021	1,000.00	1,000.00	1.1746	1,174.58	0.00
		1,590.58						1.5906	1,590.59	0.00
		6,231.38	1,572.66					7.1542	6,231.38	1,572.66

*Franking credit is estimated using 45 day qualified units. The estimation might not be accurate for preference shares and hedging arrangements.

^Cancelled dividend

Dr Sam Superannuation Fund

Contributions Breakdown Report



For The Period 01 July 2020 - 30 June 2021

Summary

Member	D.O.B	Age (at 30/06/2020)	Total Super Balance (at 30/06/2020) *1	Concessional	Non-Concessional	Other	Reserves	Total
Jayawardana, Luckmalie	Provided	58	108,138.66	25,000.00	17,263.80	0.00	0.00	42,263.80
Jayawardana, Sarath	Provided	63	146,942.30	25,000.00	17,263.80	0.00	0.00	42,263.80
All Members				50,000.00	34,527.60	0.00	0.00	84,527.60

*1 TSB can include information external to current fund's transaction records. The amount is per individual across all funds.

Contribution Caps

Member	Contribution Type	Contributions	Cap	Current Position
Jayawardana, Luckmalie	Concessional (5 year carry forward cap available)	25,000.00	65,000.00	40,000.00 Below Cap
	Non-Concessional	17,263.80	100,000.00	82,736.20 Below Cap
Jayawardana, Sarath	Concessional (5 year carry forward cap available)	25,000.00	62,080.00	37,080.00 Below Cap
	Non-Concessional	17,263.80	100,000.00	82,736.20 Below Cap

Carry Forward Unused Concessional Contribution Cap

Member	2016	2017	2018	2019	2020	2021	Current Position
Jayawardana, Luckmalie							
Concessional Contribution Cap	N/A	35,000.00	25,000.00	25,000.00	25,000.00	25,000.00	
Concessional Contribution	N/A	29,530.00	0.00	10,000.00	0.00	25,000.00	
Unused Concessional Contribution	N/A	0.00	0.00	15,000.00	25,000.00	0.00	
Cumulative Carry Forward Unused	N/A	N/A	N/A	0.00	15,000.00	40,000.00	
Maximum Cap Available	N/A	35,000.00	25,000.00	25,000.00	40,000.00	65,000.00	40,000.00 Below Cap
Total Super Balance	N/A	0.00	94,913.45	92,671.09	103,277.17	108,138.66	

Total - Jayawardana, Luckmalie

25,000.00 17,263.80 0.00 0.00

0.00 0.00 0.00

Jayawardana, Sarath

Date	Transaction Description	Contribution Type	Ledger Data				SuperStream Data				
			Concessional	Non-Concession	Other	Reserves	Contribution	Employer	Concessional	Non-Concess	Other
09/02/2021	Fromcbaaihfe AC CBA 068523	Personal - Non-Concessional		5,000.00							
30/04/2021	Direct Credit 128594 SG JAYAWARDANA TR TO CBA SHAREAC	Personal - Non-Concessional		5,000.00							
16/06/2021	Buy - BTC/AUD	Personal - Non-Concessional		495.00							
28/06/2021	Sarath Jayawardana Tr Super Account fro [To record Personal concessional contributions]	Personal - Concessional	25,000.00								
29/06/2021	Sarath Jayawardana Tr to Nabdr Sam Supe	Personal - Non-Concessional		5,000.00							
30/06/2021	Life Insurance Premiums recorded through non-concessional contributions for the year 2020-21.	Personal - Non-Concessional		1,768.80							
Total - Jayawardana, Sarath			<u>25,000.00</u>	<u>17,263.80</u>	<u>0.00</u>	<u>0.00</u>			<u>0.00</u>	<u>0.00</u>	<u>0.00</u>

Total for All Members

50,000.00 34,527.60 0.00 0.00

Dr Sam Superannuation Fund
General Ledger



As at 30 June 2021

Transaction Date	Description	Units	Debit	Credit	Balance \$
Interest Received (25000)					
<u>Commonwealth Direct Investment Account #7781 (CBA24067781)</u>					
01/07/2020	Credit Interest			0.26	0.26 CR
01/09/2020	Credit Interest			0.97	1.23 CR
01/10/2020	Credit Interest			2.18	3.41 CR
01/11/2020	Credit Interest			2.75	6.16 CR
01/12/2020	Credit Interest			1.27	7.43 CR
01/03/2021	Credit Interest			0.14	7.57 CR
01/04/2021	Credit Interest			0.47	8.04 CR
01/05/2021	Credit Interest			0.52	8.56 CR
01/06/2021	Credit Interest			0.79	9.35 CR
				9.35	9.35 CR
<u>Q Bank Term Deposit (CUS1061034)</u>					
17/09/2020	Qbank Td Qbank 148002			3,208.77	3,208.77 CR
				3,208.77	3,208.77 CR
<u>NAB Cash Management #8075 (NAB457798075)</u>					
31/07/2020	Interest			0.92	0.92 CR
31/08/2020	Interest			0.67	1.59 CR
30/09/2020	Interest			3.16	4.75 CR
30/10/2020	Interest			5.58	10.33 CR
30/11/2020	Interest			4.40	14.73 CR
31/12/2020	Interest			4.27	19.00 CR
29/01/2021	Interest			3.99	22.99 CR
26/02/2021	Interest			4.03	27.02 CR
31/03/2021	Interest			3.65	30.67 CR
30/04/2021	Interest			2.64	33.31 CR
31/05/2021	Interest			1.65	34.96 CR
30/06/2021	Interest			1.75	36.71 CR
				36.71	36.71 CR

Total Debits: 0.00

Total Credits: 3,254.83

Dr Sam Superannuation Fund
General Ledger



As at 30 June 2021

Transaction Date	Description	Units	Debit	Credit	Balance \$
Accountancy Fees (30100)					
<u>Accountancy Fees (30100)</u>					
22/09/2020	Internet Transfer Mora Waccounts fee		935.00		935.00 DR
			935.00		935.00 DR
ATO Supervisory Levy (30400)					
<u>ATO Supervisory Levy (30400)</u>					
29/09/2020	Internet Bpay Tax Office Payments 551000447609018921		259.00		259.00 DR
			259.00		259.00 DR
Auditor's Remuneration (30700)					
<u>Auditor's Remuneration (30700)</u>					
22/09/2020	Internet Transfer Mora Waccounts fee		330.00		330.00 DR
			330.00		330.00 DR
Investment Expenses (37500)					
<u>Investment Expenses (6201454011)</u>					
08/03/2021	Internet Transfer Rei supersharesubs		1,000.00		1,000.00 DR
			1,000.00		1,000.00 DR
Life Insurance Premiums (39000)					
<u>(Life Insurance Premiums) Jayawardana, Luckmalie - Accumulation (JAYLUC00001A)</u>					
30/06/2021	Life Insurance Premiums recorded through non-concessional contributions for the year 2020-21.		505.80		505.80 DR
			505.80		505.80 DR
<u>(Life Insurance Premiums) Jayawardana, Sarath - Accumulation (JAYSAR00001A)</u>					
30/06/2021	Life Insurance Premiums recorded through non-concessional contributions for the year 2020-21.		3,031.80		3,031.80 DR
			3,031.80		3,031.80 DR
Total Debits:	6,061.60				
Total Credits:	0.00				

Dr Sam Superannuation Fund
General Ledger



As at 30 June 2021

Transaction Date	Description	Units	Debit	Credit	Balance \$
Income Tax Payable/Refundable (85000)					
<u>Income Tax Payable/Refundable (85000)</u>					
01/07/2020	Opening Balance				120.00 DR
29/09/2020	Internet Bpay Tax Office Payments 551000447609018921			65.00	55.00 DR
06/04/2021	Internet Bpay Tax Office Payments 001581625240530560		704.00		759.00 DR
30/06/2021	March,June 2021 PAYG Instalments		1,408.00		2,167.00 DR
30/06/2021	Create Entries - Franking Credits Adjustment - 30/06/2021		1,572.66		3,739.66 DR
30/06/2021	Create Entries - TFN Credits Adjustment - 30/06/2021		38.00		3,777.66 DR
30/06/2021	Create Entries - Foreign Credits Adjustment - 30/06/2021		26.43		3,804.09 DR
30/06/2021	Create Entries - Income Tax Expense - 30/06/2021			7,600.35	3,796.26 CR
			3,749.09	7,665.35	3,796.26 CR
PAYG Payable (86000)					
<u>PAYG Payable (86000)</u>					
30/06/2021	March,June 2021 PAYG Instalments			1,408.00	1,408.00 CR
				1,408.00	1,408.00 CR

Total Debits: 3,749.09

Total Credits: 9,073.35

S - SOURCE DOCUMENTS



BetaShares

Exchange Traded Funds

Responsible Entity: BetaShares Capital Ltd
ABN 78 139 566 868 | AFSL 341181
ARSN 626 788 967

All Registry communications to:
C/- Link Market Services Limited
Locked Bag A14, Sydney South, NSW, 1235
Telephone: +61 1300 420 094
ASX Code: ASIA
Email: registrars@linkmarketservices.com.au
Website: www.linkmarketservices.com.au



052 433738

DR SARATH JAYAWARDANA &
MRS LUCKMALIE JAYAWARDANA
<DR SAM SF A/C>
PO BOX 11
PARKWOOD WA 6147

Distribution Advice

Payment date: 16 July 2021
Record date: 2 July 2021
Reference no.: X*****0688
TFN/ABN RECEIVED AND RECORDED

Dear Unitholder,

BETASHARES ASIA TECHNOLOGY TIGERS ETF

Distribution statement for the period ended 30 June 2021

A distribution payment has been made in respect of your units as at the record date. The final details of the distribution components (including any non-assessable amounts) is advised in the Attribution Managed Investment Trust Member Annual (AMMA) Statement for the year ended 30 June 2021.

Visit our investor website at www.linkmarketservices.com.au where you can view and change your details, including electing to receive distribution notifications by email going forward.

Class Description	Rate per Unit	Participating Units	Gross Amount
Ordinary Units	38.958473 cents	1,000	\$389.58
		Net Amount:	\$389.58

PAYMENT REMITTED TO:

COMMONWEALTH BANK OF AUSTRALIA
1 HARBOUR ST SHOP C4 DARLING W
SYDNEY NSW 2000
Account Name: DR SARATH GUNASEELA JAYAWARDANA
BSB: 067-167 ACC: ****7781
Direct Credit Reference No.: 001261867777

This statement contains important information; Please retain this statement for taxation purposes as a charge may be levied for replacement.

Part A: Your details

052 470376

DR SARATH JAYAWARDANA &
 MRS LUCKMALIE JAYAWARDANA
 <DR SAM SF A/C>
 PO BOX 11
 PARKWOOD WA 6147

Date: 31 July 2021
 Reference No.: X*****0688

BETASHARES ASIA TECHNOLOGY TIGERS ETF Attribution Managed Investment Trust Member Annual Statement for the year ended 30 June 2021

Part B: Summary of 2021 tax return (supplementary section) items for a resident individual

Non Australian residents should seek independent Australian tax advice.

Tax return (supplementary section)	Amount	Tax return label
Share of net income from trusts, less net capital gains, foreign income and franked distributions	\$0.00	13U
Franked distribution from trusts	\$0.00	13C
Other deductions relating to non-primary production income	\$0.00	13Y
Share of franking credits from franked dividends	\$0.00	13Q
Share of credit for foreign resident withholding amounts (excluding capital gains)	\$0.00	13A
Share of credit for tax amounts withheld	\$0.00	13R
Net capital gain	\$389.92	18A
Total current year capital gains	\$779.17	18H
Credit for foreign resident capital gains withholding amounts	\$0.00	18X
Assessable foreign source income	\$0.00	20E
Other net foreign source income	\$0.00	20M
Australian franking credits from a New Zealand franking company	\$0.00	20F
Foreign income tax offset *	\$0.00	20O
Early stage venture capital limited partnership: current year tax offset	\$0.00	T7K
Early stage investor: current year tax offset	\$0.00	T8L
Other refundable tax offsets: Exploration credits	\$0.00	T9P

*To work out your foreign income tax offset (FITO) entitlement, see **20 Foreign source income and foreign assets or property** or the Guide to foreign tax offset rules 2021.

Part B: Capital gains tax information – Additional information for item 18

	Amount	
Capital gains - discounted method	\$778.50	(gross amount)
Capital gains - indexation method	\$0.00	
Capital gains - other method	\$0.67	
Total current year capital gains	\$779.17	

Part C: Components of attribution

	Cash distributions	Tax paid or Franking credit (grossed up)	Attributable amount
Australian Income			
Dividends - unfranked amount declared to be CFI			\$0.00
Dividends - unfranked amount not declared to be CFI			\$0.00
Dividends - less LIC capital gain deduction			\$0.00
Interest (subject to non - resident withholding tax)			\$0.00
Interest (not subject to non - resident withholding tax)			\$0.00
Other assessable Australian income			\$0.00
Clean Building MIT Income			\$0.00
Less other allowable trust deductions			\$0.00
NCMI – Non-primary production			\$0.00
Excluded from NCMI – Non-primary production			\$0.00
Non-primary production income			\$0.00
Dividends - Franked amount		\$0.00	\$0.00
Capital Gains			
Capital gains - discounted method - TAP			\$0.00
Capital gains - discounted method - TAP - NCMI			\$0.00
Capital gains - discounted method - TAP - Excluded from NCMI			\$0.00
Capital gains - discounted method - NTAP		\$0.00	\$389.25
Capital gains - discounted method - NTAP - NCMI			\$0.00
Capital gains - discounted method - NTAP - Excluded from NCMI			\$0.00
Capital gains - discounted method - TAP - Clean building MIT			\$0.00
Capital gains - indexation method - TAP			\$0.00
Capital gains - indexation method - NTAP			\$0.00
Capital gains - other method - TAP			\$0.00
Capital gains - other method - TAP - NCMI			\$0.00
Capital gains - other method - TAP - Excluded from NCMI			\$0.00
Capital gains - other method - NTAP		\$0.00	\$0.67
Capital gains - other method - NTAP - NCMI			\$0.00
Capital gains - other method - NTAP - Excluded from NCMI			\$0.00
Capital gains - other method - TAP - Clean building MIT			\$0.00
Net capital gains			\$389.92
AMIT CGT gross up amount			\$389.25
Other capital gains distribution			
Total current year capital gains		\$0.00	\$779.17
Foreign Income			
Other net foreign source income		\$0.00	\$0.00
Australian franking credit from a New Zealand franking company		\$0.00	\$0.00
CFC income			\$0.00
Transferor trust income			\$0.00
Total foreign income		\$0.00	\$0.00
Other Non-assessable Amounts			
Net exempt income	\$0.00		
Non-assessable non-exempt amount	\$0.00		
Other non-attributable amounts	\$0.00		
Total Non-assessable amounts	\$0.00		
Gross Cash Distribution	\$389.58		
Other deductions from Distribution			
Less: Other Withholding Tax	\$0.00		
Less: TFN/ABN Withholding Tax	\$0.00		
Net Cash Distribution	\$389.58		

Under the AMIT tax rules, a fund may distribute a cash amount that is different to the taxable income attributed by the fund to investors. This can give rise to a cost base adjustment disclosed in Part E of this statement.

Part D : Tax offsets

Tax offsets	Amount
Franking credit tax offset	\$0.00
Foreign income tax offsets - excluding capital gains	\$0.00
Foreign income tax offsets - foreign capital gains (discounted method)	\$0.00
Foreign income tax offsets - foreign capital gains (other method)	\$0.00
Australian franking credits from a New Zealand franking company	\$0.00
Total tax offsets	\$0.00

Part E: Attribution Managed Investment Trust ('AMIT') cost base adjustments

AMIT cost base net increase amount	\$389.59
AMIT cost base net decrease amount	\$0.00

Part F: Payment summary information for the year ended 30 June 2021

	Attribution/Amount	Tax paid
Total fund payment	\$0.00	\$0.00
Interest Income	\$0.00	\$0.00
Unfranked dividend not declared to be CFI	\$0.00	\$0.00
Deemed payment - Dividend	\$0.00	\$0.00
Deemed payment - Interest	\$0.00	\$0.00
Deemed payment - Royalties	\$0.00	\$0.00
Deemed payment - Fund payment	\$0.00	\$0.00

BetaShares funds and AMIT

BetaShares funds are governed by the Attribution Managed Investment Trust tax rules (AMIT). The AMIT rules were introduced to simplify and make fairer the taxation of investors holding managed investment funds. Under these rules, the taxable income attributed to you for a fund's income year may be different to the cash distribution(s) you receive during the year. This can give rise to a cost base adjustment disclosed in Part E of this statement. This cost base adjustment should be taken into account upon disposal of the units when calculating your capital gain/loss.

You will be assessed for tax on the amount attributed to you by BetaShares, and this is the amount you must include in your tax return. Please refer to <https://www.betashares.com.au/tax> for further information about the AMIT tax regime.

Tax Guide

The Annual Tax Guide contains general information about how to use this statement when you complete your 2021 Tax Return. To view the 2021 Tax Guide, please visit: <http://www.betashares.com.au/TaxGuide>

This statement contains important information. Please retain it for taxation purposes as a charge may be levied for replacement.

To view or change your Unitholder details, please visit our investor website at www.linkmarketservices.com.au

Stay informed with the latest investment news, economic insights, and portfolio construction information. Subscribe to BetaShares' weekly newsletter www.betashares.com.au/subscribe



BetaShares

Exchange Traded Funds

Responsible Entity: BetaShares Capital Ltd
ABN 78 139 566 868 | AFSL 341181
ARSN 169 907 564

All Registry communications to:
C/- Link Market Services Limited
Locked Bag A14, Sydney South, NSW, 1235
Telephone: +61 1300 420 094
ASX Code: NDQ
Email: registrars@linkmarketservices.com.au
Website: www.linkmarketservices.com.au



052 247846

DR SARATH JAYAWARDANA &
MRS LUCKMALIE JAYAWARDANA
<DR SAM SF A/C>
PO BOX 11
PARKWOOD WA 6147

Distribution Advice

Payment date: 19 January 2021
Record date: 5 January 2021
Reference no.: X*****0688
TFN/ABN RECEIVED AND RECORDED

Dear Unitholder,

BETASHARES NASDAQ 100 ETF

Distribution statement for the period ended 31 December 2020

A distribution payment has been made in respect of your units as at the record date. The final details of the distribution components (including any non-assessable amounts) will be advised in the Attribution Managed Investment Trust Member Annual (AMMA) Statement for the year ending 30 June 2021.

Visit our investor website at www.linkmarketservices.com.au where you can view and change your details, including electing to receive distribution notifications by email going forward.

Class Description	Rate per Unit	Participating Units	Gross Amount
Ordinary Units	2.642432 cents	1,000	\$26.42
		Net Amount:	\$26.42

PAYMENT REMITTED TO:

COMMONWEALTH BANK OF AUSTRALIA
1 HARBOUR ST SHOP C4 DARLING W
SYDNEY NSW 2000
Account Name: DR SARATH GUNASEELA JAYAWARDANA
BSB: 067-167 ACC: ****7781
Direct Credit Reference No.: 001255260592



BetaShares

Exchange Traded Funds

Responsible Entity: BetaShares Capital Ltd
ABN 78 139 566 868 | AFSL 341181
ARSN 169 907 564

All Registry communications to:
C/- Link Market Services Limited
Locked Bag A14, Sydney South, NSW, 1235
Telephone: +61 1300 420 094
ASX Code: NDQ
Email: registrars@linkmarketservices.com.au
Website: www.linkmarketservices.com.au



052 433839

DR SARATH JAYAWARDANA &
MRS LUCKMALIE JAYAWARDANA
<DR SAM SF A/C>
PO BOX 11
PARKWOOD WA 6147

Distribution Advice

Payment date: 16 July 2021
Record date: 2 July 2021
Reference no.: X*****0688
TFN/ABN RECEIVED AND RECORDED

Dear Unitholder,

BETASHARES NASDAQ 100 ETF

Distribution statement for the period ended 30 June 2021

A distribution payment has been made in respect of your units as at the record date. The final details of the distribution components (including any non-assessable amounts) is advised in the Attribution Managed Investment Trust Member Annual (AMMA) Statement for the year ended 30 June 2021.

Visit our investor website at www.linkmarketservices.com.au where you can view and change your details, including electing to receive distribution notifications by email going forward.

Class Description	Rate per Unit	Participating Units	Gross Amount
Ordinary Units	\$1.17458128	1,000	\$1,174.58
		Net Amount:	\$1,174.58

PAYMENT REMITTED TO:

COMMONWEALTH BANK OF AUSTRALIA
1 HARBOUR ST SHOP C4 DARLING W
SYDNEY NSW 2000
Account Name: DR SARATH GUNASEELA JAYAWARDANA
BSB: 067-167 ACC: ****7781
Direct Credit Reference No.: 001262286091

This statement contains important information; Please retain this statement for taxation purposes as a charge may be levied for replacement.

Part A: Your details

052 470477

DR SARATH JAYAWARDANA &
 MRS LUCKMALIE JAYAWARDANA
 <DR SAM SF A/C>
 PO BOX 11
 PARKWOOD WA 6147

Date: 31 July 2021
 Reference No.: X*****0688

BETASHARES NASDAQ 100 ETF Attribution Managed Investment Trust Member Annual Statement for the year ended 30 June 2021

Part B: Summary of 2021 tax return (supplementary section) items for a resident individual

Non Australian residents should seek independent Australian tax advice.

Tax return (supplementary section)	Amount	Tax return label
Share of net income from trusts, less net capital gains, foreign income and franked distributions	\$0.00	13U
Franked distribution from trusts	\$0.00	13C
Other deductions relating to non-primary production income	\$0.00	13Y
Share of franking credits from franked dividends	\$0.00	13Q
Share of credit for foreign resident withholding amounts (excluding capital gains)	\$0.00	13A
Share of credit for tax amounts withheld	\$0.00	13R
Net capital gain	\$583.15	18A
Total current year capital gains	\$1,166.30	18H
Credit for foreign resident capital gains withholding amounts	\$0.00	18X
Assessable foreign source income	\$61.13	20E
Other net foreign source income	\$61.13	20M
Australian franking credits from a New Zealand franking company	\$0.00	20F
Foreign income tax offset *	\$26.43	20O
Early stage venture capital limited partnership: current year tax offset	\$0.00	T7K
Early stage investor: current year tax offset	\$0.00	T8L
Other refundable tax offsets: Exploration credits	\$0.00	T9P

*To work out your foreign income tax offset (FITO) entitlement, see **20 Foreign source income and foreign assets or property** or the Guide to foreign tax offset rules 2021.

Part B: Capital gains tax information – Additional information for item 18

	Amount	
Capital gains - discounted method	\$1,166.30	(gross amount)
Capital gains - indexation method	\$0.00	
Capital gains - other method	\$0.00	
Total current year capital gains	\$1,166.30	

Part C: Components of attribution

	Cash distributions	Tax paid or Franking credit (grossed up)	Attributable amount
Australian Income			
Dividends - unfranked amount declared to be CFI	\$0.00		\$0.00
Dividends - unfranked amount not declared to be CFI	\$0.00		\$0.00
Dividends - less LIC capital gain deduction	\$0.00		\$0.00
Interest (subject to non - resident withholding tax)	\$0.00		\$0.00
Interest (not subject to non - resident withholding tax)	\$0.00		\$0.00
Other assessable Australian income	\$0.00		\$0.00
Clean Building MIT Income	\$0.00		\$0.00
Less other allowable trust deductions	\$0.00		\$0.00
NCMI – Non-primary production	\$0.00		\$0.00
Excluded from NCMI – Non-primary production	\$0.00		\$0.00
Non-primary production income	\$0.00		\$0.00
Dividends - Franked amount	\$0.00	\$0.00	\$0.00
Capital Gains			
Capital gains - discounted method - TAP	\$0.00		\$0.00
Capital gains - discounted method - TAP - NCMI	\$0.00		\$0.00
Capital gains - discounted method - TAP - Excluded from NCMI	\$0.00		\$0.00
Capital gains - discounted method - NTAP	\$583.15	\$0.00	\$583.15
Capital gains - discounted method - NTAP - NCMI	\$0.00		\$0.00
Capital gains - discounted method - NTAP - Excluded from NCMI	\$0.00		\$0.00
Capital gains - discounted method - TAP - Clean building MIT	\$0.00		\$0.00
Capital gains - indexation method - TAP	\$0.00		\$0.00
Capital gains - indexation method - NTAP	\$0.00		\$0.00
Capital gains - other method - TAP	\$0.00		\$0.00
Capital gains - other method - TAP - NCMI	\$0.00		\$0.00
Capital gains - other method - TAP - Excluded from NCMI	\$0.00		\$0.00
Capital gains - other method - NTAP	\$0.00	\$0.00	\$0.00
Capital gains - other method - NTAP - NCMI	\$0.00		\$0.00
Capital gains - other method - NTAP - Excluded from NCMI	\$0.00		\$0.00
Capital gains - other method - TAP - Clean building MIT	\$0.00		\$0.00
Net capital gains	\$583.15		\$583.15
AMIT CGT gross up amount			\$583.15
Other capital gains distribution	\$583.15		
Total current year capital gains	\$1,166.30	\$0.00	\$1,166.30
Foreign Income			
Other net foreign source income	\$34.70	\$26.43	\$61.13
Australian franking credit from a New Zealand franking company		\$0.00	\$0.00
CFC income	\$0.00		\$0.00
Transferor trust income	\$0.00		\$0.00
Total foreign income	\$34.70	\$26.43	\$61.13
Other Non-assessable Amounts			
Net exempt income	\$0.00		
Non-assessable non-exempt amount	\$0.00		
Other non-attributable amounts	\$0.00		
Total Non-assessable amounts	\$0.00		
Gross Cash Distribution	\$1,201.00		
Other deductions from Distribution			
Less: Other Withholding Tax	\$0.00		
Less: TFN/ABN Withholding Tax	\$0.00		
Net Cash Distribution	\$1,201.00		

Under the AMIT tax rules, a fund may distribute a cash amount that is different to the taxable income attributed by the fund to investors. This can give rise to a cost base adjustment disclosed in Part E of this statement.

Part D : Tax offsets

Tax offsets	Amount
Franking credit tax offset	\$0.00
Foreign income tax offsets - excluding capital gains	\$26.43
Foreign income tax offsets - foreign capital gains (discounted method)	\$0.00
Foreign income tax offsets - foreign capital gains (other method)	\$0.00
Australian franking credits from a New Zealand franking company	\$0.00
Total tax offsets	\$26.43

Part E: Attribution Managed Investment Trust ('AMIT') cost base adjustments

AMIT cost base net increase amount	\$0.00
AMIT cost base net decrease amount	\$0.00

Part F: Payment summary information for the year ended 30 June 2021

	Attribution/Amount	Tax paid
Total fund payment	\$0.00	\$0.00
Interest Income	\$0.00	\$0.00
Unfranked dividend not declared to be CFI	\$0.00	\$0.00
Deemed payment - Dividend	\$0.00	\$0.00
Deemed payment - Interest	\$0.00	\$0.00
Deemed payment - Royalties	\$0.00	\$0.00
Deemed payment - Fund payment	\$0.00	\$0.00

BetaShares funds and AMIT

BetaShares funds are governed by the Attribution Managed Investment Trust tax rules (AMIT). The AMIT rules were introduced to simplify and make fairer the taxation of investors holding managed investment funds. Under these rules, the taxable income attributed to you for a fund's income year may be different to the cash distribution(s) you receive during the year. This can give rise to a cost base adjustment disclosed in Part E of this statement. This cost base adjustment should be taken into account upon disposal of the units when calculating your capital gain/loss.

You will be assessed for tax on the amount attributed to you by BetaShares, and this is the amount you must include in your tax return. Please refer to <https://www.betashares.com.au/tax> for further information about the AMIT tax regime.

Tax Guide

The Annual Tax Guide contains general information about how to use this statement when you complete your 2021 Tax Return. To view the 2021 Tax Guide, please visit: <http://www.betashares.com.au/TaxGuide>

This statement contains important information. Please retain it for taxation purposes as a charge may be levied for replacement.

To view or change your Unitholder details, please visit our investor website at www.linkmarketservices.com.au

Stay informed with the latest investment news, economic insights, and portfolio construction information. Subscribe to BetaShares' weekly newsletter www.betashares.com.au/subscribe

Interest & Estimated Dividend Summary



1 JULY 2020 - 30 JUNE 2021

SHARES - 3461637 - HIN 88850688

DR SARATH GUNASEELA JAYAWARDANA + MRS LUCKMALIE LALI KRISHANTHI JAYAWARDANA <DR SAM SF A/C>

ESTIMATED DIVIDEND SUMMARY

ANN - ANSELL LIMITED FPO (ORDINARY FULLY PAID)

Ex-div date	Payment Date	Type	Dividend per share	Units	Est. Unfranked Amount	Est. Franked Amount	Est. Total Dividend	Est. Franking Credit
22-Feb-2021	10-Mar-2021	Interim	\$0.4190	500	\$209.50	\$0.00	\$209.50	\$0.00
31-Aug-2020	17-Sep-2020	Final	\$0.3811	500	\$190.55	\$0.00	\$190.55	\$0.00
Sub Total					\$400.05	\$0.00	\$400.05	\$0.00

BVS - BRAVURA SOLUTION LTD FPO (ORDINARY FULLY PAID)

Ex-div date	Payment Date	Type	Dividend per share	Units	Est. Unfranked Amount	Est. Franked Amount	Est. Total Dividend	Est. Franking Credit
03-Mar-2021	26-Mar-2021	Interim	\$0.0260	1,500	\$39.00	\$0.00	\$39.00	\$0.00
04-Sep-2020	28-Sep-2020	Final	\$0.0550	1,500	\$82.50	\$0.00	\$82.50	\$0.00
Sub Total					\$121.50	\$0.00	\$121.50	\$0.00

COL - COLES GROUP FPO (ORDINARY FULLY PAID)

Ex-div date	Payment Date	Type	Dividend per share	Units	Est. Unfranked Amount	Est. Franked Amount	Est. Total Dividend	Est. Franking Credit
26-Feb-2021	26-Mar-2021	Interim	\$0.3300	1,500	\$0.00	\$495.00	\$495.00	\$212.14
Sub Total					\$0.00	\$495.00	\$495.00	\$212.14

FMG - FORTESCUE METALS GRP FPO (ORDINARY FULLY PAID)

Ex-div date	Payment Date	Type	Dividend per share	Units	Est. Unfranked Amount	Est. Franked Amount	Est. Total Dividend	Est. Franking Credit
01-Mar-2021	24-Mar-2021	Interim	\$1.4700	1,000	\$0.00	\$1,470.00	\$1,470.00	\$630.00
31-Aug-2020	02-Oct-2020	Final	\$1.0000	1,000	\$0.00	\$1,000.00	\$1,000.00	\$428.57
Sub Total					\$0.00	\$2,470.00	\$2,470.00	\$1,058.57

JHX - JAMES HARDIE INDUST CDI 1:1 (CHESS DEPOSITARY INTERESTS 1:1)

Ex-div date	Payment Date	Type	Dividend per share	Units	Est. Unfranked Amount	Est. Franked Amount	Est. Total Dividend	Est. Franking Credit
18-Feb-2021	30-Apr-2021	Interim	\$0.6746	500	\$337.29	\$0.00	\$337.29	\$0.00
Sub Total					\$337.29	\$0.00	\$337.29	\$0.00

NAB - NATIONAL AUST. BANK FPO (ORDINARY FULLY PAID)

Ex-div date	Payment Date	Type	Dividend per share	Units	Est. Unfranked Amount	Est. Franked Amount	Est. Total Dividend	Est. Franking Credit
12-Nov-2020	10-Dec-2020	Final	\$0.3000	500	\$0.00	\$150.00	\$150.00	\$64.29
Sub Total					\$0.00	\$150.00	\$150.00	\$64.29

Interest & Estimated Dividend Summary



1 JULY 2020 - 30 JUNE 2021

NCM - NEWCREST MINING FPO (ORDINARY FULLY PAID)

Ex-div date	Payment Date	Type	Dividend per share	Units	Est. Unfranked Amount	Est. Franked Amount	Est. Total Dividend	Est. Franking Credit
18-Feb-2021	25-Mar-2021	Interim	\$0.1931	500	\$0.00	\$96.53	\$96.53	\$41.37
Sub Total					\$0.00	\$96.53	\$96.53	\$41.37

NDQ - BETASHARES NASDAQ 100 ETF UNITS (BETASHARES NASDAQ 100 ETF)

Ex-div date	Payment Date	Type	Dividend per share	Units	Est. Unfranked Amount	Est. Franked Amount	Est. Total Dividend	Est. Franking Credit
04-Jan-2021	19-Jan-2021	Interim	\$0.0264	1,000	\$26.42	\$0.00	\$26.42	\$0.00
Sub Total					\$26.42	\$0.00	\$26.42	\$0.00

SUL - SUPER RET REP LTD FPO (ORDINARY FULLY PAID)

Ex-div date	Payment Date	Type	Dividend per share	Units	Est. Unfranked Amount	Est. Franked Amount	Est. Total Dividend	Est. Franking Credit
25-Feb-2021	01-Apr-2021	Interim	\$0.3300	1,000	\$0.00	\$330.00	\$330.00	\$141.43
Sub Total					\$0.00	\$330.00	\$330.00	\$141.43
TOTAL					\$885.26	\$3,541.53	\$4,426.79	\$1,517.80

ESTIMATED INTEREST RECEIVED

There are no transactions on this account.

TOTAL	\$0.00
--------------	---------------

INTEREST INCOME SUMMARY

Account	Interest
CDIA - 24067781	\$9.35
TOTAL	\$9.35

Payment Advice



bravura
solutions

BRAVURA SOLUTIONS LIMITED

ABN: 54 164 391 128

DR SARATH JAYAWARDANA & MRS LUCKMALIE
JAYAWARDANA <DR SAM SF A/C>

PO BOX 11
PARKWOOD WA
6147

All Registry communications to:

Bravura Solutions Limited
Locked Bag A14, Sydney South, NSW 1235
Telephone: +61 1300 554 474
ASX Code: **BVS**
Email: registrars@linkmarketservices.com.au
Website: www.linkmarketservices.com.au

DIVIDEND STATEMENT

Reference No.: X*****0688
Payment Date: 28 September 2020
Record Date: 07 September 2020

Security Description	Dividend Rate per Share	Participating Shares	Unfranked Amount	Franked Amount	Total Payment	Franking Credit
BVS - FULLY PAID ORDINARY SHARES	\$0.055	1,500	\$82.50	\$0.00	\$82.50	\$0.00
			Less Resident Withholding Tax		\$38.00	
			Net Amount		AUD 44.50	
			Represented By:			
			Direct Credit amount		AUD 44.50	

BANKING INSTRUCTIONS

The amount of AUD 44.50 was deposited to the bank account detailed below:

COMMONWEALTH BANK OF AUSTRALIA

DR SARATH GUNASEELA JAYAWARDANA
BSB: 067-167 ACC: *****7781

DIRECT CREDIT REFERENCE NO.: 1252106740

AUSTRALIAN TAX INFORMATION (A\$)

Income Description	Amount
Conduit Foreign Income (CFI)	\$82.50
Nil CFI	\$0.00
Total unfranked Income	\$82.50

Withholding tax is not payable by non-residents on the Conduit Foreign Income portion of the unfranked dividend amount.
The total amount together with the franking credit (if any) should be disclosed as assessable income in your Australian tax return.

Note: You may require this statement for taxation purposes. All investors should seek independent advice relevant to their own particular circumstances.

Please ensure your details are current by viewing and updating via the online service centre.



JamesHardie™

James Hardie Industries plc

ARBN 097 829 895

Incorporated in Ireland. The liability of members is limited

Registration Number: 485719

Registered Office: Second Floor, Europa House,
Harcourt Centre, Harcourt Street, Dublin 2, D02 WR20, Ireland

Update your information:



Online:

www.computershare.com.au/easyupdate/jhx



By Mail:

Computershare Investor Services Pty Limited
GPO Box 2975 Melbourne
Victoria 3001 Australia

Enquiries:

(within Australia) 1300 855 080

(international) +61 3 9415 4000

Holder Identification Number (HIN)

HIN WITHHELD

ASX Code JHX

Record Date 19 February 2021

Payment Date 30 April 2021

Direct Credit Reference No. 822581

007093 000 JHX



DR SARATH JAYAWARDANA &
MRS LUCKMALIE JAYAWARDANA
<DR SAM SF A/C>
PO BOX 11
PARKWOOD WA 6147

FY2021 Special Dividend

This payment represents a FY2021 special dividend of 70 US cents (equivalent to 89.9430 Australian cents) per CUFS. All amounts are in Australian dollars, except where indicated.

Dividend per CUFS	Number of CUFS	Gross Dividend	Irish Withholding Tax Deducted	Net Payment Amount
A\$0.899430	500	A\$449.72	A\$0.00	A\$449.72

Irish Withholding Tax

This statement should be retained as it will be accepted by the Irish Revenue Commissioners as evidence of Irish Withholding Tax deducted in respect of which you may be entitled to claim payment or relief. For the purposes of any Irish Withholding Tax reclaim, the Euro equivalent of the Irish Withholding Tax deducted in respect of these dividends was €Nil. The exchange rate used to convert from Australian dollars to Euros was A\$1.00 = €0.6468. The AUD/EUR exchange rate for the purposes of Irish Withholding Tax was set on 16 April 2021, as required by Irish Revenue. All other exchange rates were set on 19 February 2021.

James Hardie's registry has received a validly completed Irish DWT Form in respect of this holding. On that basis, these dividend payments are exempt from Irish DWT. If you change your residency to another country, you should notify Computershare and complete a new DWT Form.

For the information of securityholders resident in Australia:

If you are completing an Australian tax return you should include in your assessable income, as foreign source income, an amount equal to the gross Australian dollar value of the dividends paid to you, inclusive of any tax disclosed above.

Notes:

James Hardie Industries plc is incorporated in Ireland. These dividend payments are unfranked.

This statement contains information which is important for your taxation records. Please retain in a safe place as a charge may be levied for a replacement.

Your Payment Instruction

COMMONWEALTH BANK OF AUSTRALIA
BSB: 067-167 Account number: XXXXXX81

Amount Deposited

A\$449.72

If payment cannot be made to the above instruction, payment will be withheld until a new direct credit instruction has been provided. You may be charged an administrative fee which will be deducted from your payment.

Payment Advice



TELSTRA CORPORATION LIMITED
ABN: 33 051 775 556

DR SAM PTY LTD <DR SAM SUPER FUND A/C>
PO BOX 3079
SUCCESS WA
6964

All Registry communications to:
TELSTRA CORPORATION LIMITED
PO Box A942 SYDNEY SOUTH NSW 1234
Telephone: 1300 88 66 77
ASX Code: **TLS**
Email: telstra@linkmarketservices.com.au
Website: www.linkmarketservices.com.au

DIVIDEND STATEMENT

Reference No.: I*****0685
Payment Date: 24 September 2020
Record Date: 27 August 2020

Security Description	Dividend Rate per Share	Participating Shares	Unfranked Amount	Franked Amount	Total Payment	Franking Credit
TLS - FULLY PAID ORDINARY SHARES	\$0.08	800	\$0.00	\$64.00	\$64.00	\$27.43
		Less Withholding Tax			\$0.00	
		Net Amount			AUD 64.00	
		Represented By:				
		Direct Credit amount			AUD 64.00	

BANKING INSTRUCTIONS

The amount of AUD 64.00 was deposited to the bank account detailed below:

NATIONAL AUSTRALIA BANK

DR SAM SUPER FUND
BSB: 086-138 **ACC:** *****8075

DIRECT CREDIT REFERENCE NO.: 1249964711

FRANKING INFORMATION

Franked Rate per Share	\$0.08
Franking Percentage	100%
Company Tax Rate	30%


The final dividend for the period ended 30 June 2020 is comprised of a final ordinary dividend of 5 cents per share and a final special dividend of 3 cents per share, both fully franked at the company tax rate of 30%.

The total amount together with the franking credit (if any) should be disclosed as assessable income in your Australian tax return.

Note: You may require this statement for taxation purposes. All investors should seek independent advice relevant to their own particular circumstances.

Please ensure your details are current by viewing and updating via the online service centre.

Payment Advice



TELSTRA CORPORATION LIMITED
ABN: 33 051 775 556

DR SAM PTY LTD <DR SAM SUPER FUND A/C>
PO BOX 3079
SUCCESS WA
6964

All Registry communications to:
TELSTRA CORPORATION LIMITED
PO Box A942 SYDNEY SOUTH NSW 1234
Telephone: 1300 88 66 77
ASX Code: **TLS**
Email: telstra@linkmarketservices.com.au
Website: www.linkmarketservices.com.au

DIVIDEND STATEMENT

Reference No.: I*****0685
Payment Date: 26 March 2021
Record Date: 25 February 2021

Security Description	Dividend Rate per Share	Participating Shares	Unfranked Amount	Franked Amount	Total Payment	Franking Credit
TLS - FULLY PAID ORDINARY SHARES	\$0.08	800	\$0.00	\$64.00	\$64.00	\$27.43
						Less Withholding Tax
						\$0.00
						Net Amount
						AUD 64.00
						Represented By:
						Direct Credit amount
						AUD 64.00

BANKING INSTRUCTIONS

The amount of AUD 64.00 was deposited to the bank account detailed below:

NATIONAL AUSTRALIA BANK

DR SAM SUPER FUND
BSB: 086-138 ACC: *****8075

DIRECT CREDIT REFERENCE NO.: 1257018483

FRANKING INFORMATION

Franked Rate per Share	\$0.08
Franking Percentage	100%
Company Tax Rate	30%

The interim dividend for the period ended 31 December 2020 is comprised of an interim ordinary dividend of 5 cents per share and an interim special dividend of 3 cents per share, both fully franked at the company tax rate of 30%.

The total amount together with the franking credit (if any) should be disclosed as assessable income in your Australian tax return.

Note: You may require this statement for taxation purposes. All investors should seek independent advice relevant to their own particular circumstances.

Please ensure your details are current by viewing and updating via the online service centre.

TAX INVOICE

Dr Sam Superannuation Fund

Invoice Date
15 Sep 2020

Invoice Number
INV-3641

Reference
JAYAS040

ABN
26 167 776 025

Mora Wealth
Accountants
PO Box 1389
WANGARA DC WA
6983

Description	Quantity	Unit Price	GST	Amount AUD
In relation to taxation for year ended 30 June 2019 including, taking instructions for preparation of income tax return; preparation of Operating Statement and Statement of Financial Position; revaluing all investments as at 30 June 2019, allocation of earnings, contributions and tax expense to the members, presenting information in correct form for inclusion in taxation return, preparing and lodging income tax return, checking assessments and forwarding on to you. Preparing Trustee minutes and representations.	1.00	850.00	10%	850.00
Accountancy Fees = \$850 + GST \$85 = \$935				
TO PROFESSIONAL SERVICES:	1.00	300.00	10%	300.00
In relation to the audit of the superannuation fund for the year ended 30 June 2019 .				
Audit Fees = \$300 + GST \$30 = \$330				
Subtotal				1,150.00
TOTAL GST 10%				115.00
TOTAL AUD				1,265.00

Due Date: 22 Sep 2020

Direct Transfers can be made online to
Bank: Westpac Bank
BSB: 036-022
Account Number: 243-032

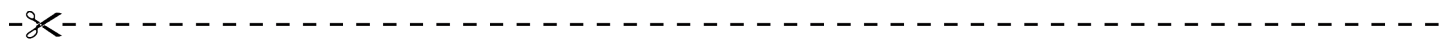
For Credit Card payments
Please provide the following Credit Card information

Card Number _____/_____/_____/_____

Expiry Date: _____ / _____

CCV: _____

Name on Card: _____



PAYMENT ADVICE

To: Mora Wealth Accountants
PO Box 1389
WANGARA DC WA 6983

Customer Dr Sam Superannuation
Fund

Invoice Number INV-3641

Amount Due **1,265.00**

Due Date 22 Sep 2020

**Amount
Enclosed**

Enter the amount you are paying above



ASP WEALTH
ASIA PACIFIC STOCK REPORT

ASRW Tax Invoice

ASRW

Level 13, 130 Pitt Street Sydney NSW 2000 Australia

1300 720 293
2001 Pitt Street Sydney NSW 2000 Australia

ABN 72 135 107 085
CAR No. 339 207
AFSL 314 614

Date: 16-Feb-21

Invoice No: 154999

Name	Dr Sam Superannuation Fund		
Email	sarath@sarathjayawardana.com		
Address			
Suburb	State	Postcode	
Phone	08 93137214	Mobile	0419964902

Qty	Description	
1	HALO Americas From 16 February 2021 to 16 July 2023	
1	Payment on 16 February 2021 by HALO STRIPE	-\$1,000.00
SUBTOTAL		\$909.09
GST (INCLUDED)		\$90.91
TOTAL PAID		\$1,000.00
AMOUNT DUE		\$0.00

For all enquiries regarding:

- * Membership details
- * Technical support
- * Account enquiries

Please email: support@australianstockreport.com.au

For all enquiries for our Trading Forum relating to:

- * The content of the report, including the current share suggestions

Please email: trading@australianstockreport.com.au

Please note that we can only provide general advice at all times.

*TX for
Dr Sam N/A 10/22
N/A 1/19
6/3/21*



Mrs Luckmalie Jayawardana
Mr Sarath Gunaseela Jayawardana
Dr Sam Superannuation Fund
421 RIVERTON DRIVE EAST
SHELLEY WA 6148

Product name: OneCare
Policy owner(s): Mrs Luckmalie Jayawardana
Mr Sarath Gunaseela Jayawardana
Dr Sam Superannuation Fund
Policy number: 1006320118
OnePath reference: 1006320118/FYL

13 July 2021

2020/2021 INSURANCE PREMIUM SUMMARY

Dear policy owner,

Important information for your 2020/2021 tax return.

Thank you for choosing OnePath Life to help protect you and your family.

To help with preparation of your fund's tax return for the year ending 30 June 2021, the following table shows the premium paid on your policy throughout the financial year, and (if applicable) the portion of that premium considered to be for benefits that replace income.

Life insured	Cover type	Total premium paid	Portion of total premium paid for income benefit/s
Mr Sarath Gunaseela Jayawardana	Life Cover	\$3,031.80	-

The information contained in this letter does not constitute tax advice. We recommend you seek independent tax advice specific to your personal circumstances, from an accountant or registered tax agent.

Any questions?

If you have any questions or need any further help, please:

- contact your financial adviser, David Reed on 1300785577
- call Customer Services on 133 667, weekdays between 8.30am and 6.00pm (AEST)
- email us at customer.risk@onepath.com.au

Yours sincerely,

Jay Tutt
Head of Customer Service & Operations



Mrs Luckmalie Jayawardana
Mr Sarath Gunaseela Jayawardana
Dr Sam Superannuation Fund
421 RIVERTON DRIVE EAST
SHELLEY WA 6148

Product name: OneCare
Policy owner(s): Mrs Luckmalie Jayawardana
Mr Sarath Gunaseela Jayawardana
Dr Sam Superannuation Fund
Policy number: 1006320520
OnePath reference: 1006320520/FYL

13 July 2021

2020/2021 INSURANCE PREMIUM SUMMARY

Dear policy owner,

Important information for your 2020/2021 tax return.

Thank you for choosing OnePath Life to help protect you and your family.

To help with preparation of your fund's tax return for the year ending 30 June 2021, the following table shows the premium paid on your policy throughout the financial year, and (if applicable) the portion of that premium considered to be for benefits that replace income.

Life insured	Cover type	Total premium paid	Portion of total premium paid for income benefit/s
Mrs Luckmalie Jayawardana	Life Cover	\$505.80	-

The information contained in this letter does not constitute tax advice. We recommend you seek independent tax advice specific to your personal circumstances, from an accountant or registered tax agent.

Any questions?

If you have any questions or need any further help, please:

- contact your financial adviser, David Reed on 1300785577
- call Customer Services on 133 667, weekdays between 8.30am and 6.00pm (AEST)
- email us at customer.risk@onepath.com.au

Yours sincerely,

Jay Tutt
Head of Customer Service & Operations



NAB Cash Manager

For further information call 13 22 65 for Personal Accounts or 13 10 12 for Business Accounts.



A 6-138
MR AND MRS JAYAWARDANA
PO BOX 11
PARKWOOD WA 6147

Account Balance Summary

Opening balance	\$21,630.98	Cr
Total credits	\$0.92	
Total debits	\$0.00	
Closing balance	\$21,631.90	Cr

Statement starts 1 July 2020
Statement ends 31 July 2020

Outlet Details

Bull Creek
Shop 33, Stockland Bull Creek
Cnr South St and Benningfield, Bull Creek WA 6149

Lending Investment & Insurance Enquiries

Banker NAB Health Connect WA 3236 M
Telephone number 13 70 37

Account Details

SG AND LLK JAYAWARDANA AS TRUSTEE FOR
DR SAM SUPERANNUATION
BSB number 086-138
Account number 45-779-8075

Transaction Details

Date	Particulars	Debits	Credits	Balance
1 Jul 2020	Brought forward			21,630.98 Cr
1 Jul 2020	*****			
	The Following Information Concerning This Account Is Provided To Assist In Preparing Your 2019/20 Tax Return			
	Credit Interest Paid - 2019/20 Financial Year	265.58		
	Resident Withholding Tax - 2019/20 Financial Year	0.00		
	If You Have Any Queries, Please Call The Account Enquiries Number On The Top Of This Statement.			

				21,630.98 Cr
31 Jul 2020	Interest.....		0.92	21,631.90 Cr

Summary of Government Charges

	From 1 July to date	Last year to 30 June
Government		
Withholding tax	\$0.00	\$0.00
Bank Account Debit (BAD) tax	\$0.00	\$0.00
Bank Accounts Debits (BAD) Tax or State Debits Duty has been abolished for all states & territories effective 1/7/2005. Any amount shown on this statement applies to debits processed on or before 30/06/2005.		
For further information on any applicable rebates, fees or government charges, please refer to the NAB's "A Guide to Fees & Charges" booklet. Please retain this statement for taxation purposes		

Explanatory Notes

Please check all entries and report any apparent error or possible unauthorised transaction immediately.
We may subsequently adjust debits and credits, which may result in a change to your account balance to accurately reflect the obligations between us.
For information on resolving problems or disputes, contact us on 1800 152 015, or ask at any NAB branch.

213/34107/NO.06867/S039327/ID078653



NAB Cash Manager

For further information call 13 22 65 for Personal Accounts or 13 10 12 for Business Accounts.



A 6-138
MR AND MRS JAYAWARDANA
PO BOX 11
PARKWOOD WA 6147

Account Balance Summary

Opening balance	\$21,631.90	Cr
Total credits	\$0.67	
Total debits	\$15,000.00	
Closing balance	\$6,632.57	Cr

Statement starts 1 August 2020
Statement ends 31 August 2020

Outlet Details

Bull Creek
Shop 33, Stockland Bull Creek
Cnr South St and Benningfield, Bull Creek WA 6149

Lending Investment & Insurance Enquiries

Banker NAB Health Connect WA 3236 M
Telephone number 13 70 37

Account Details

SG AND LLK JAYAWARDANA AS TRUSTEE FOR
DR SAM SUPERANNUATION
BSB number 086-138
Account number 45-779-8075

Transaction Details

Date	Particulars	Debits	Credits	Balance
1 Aug 2020	Brought forward			21,631.90 Cr
19 Aug 2020	Internet Transfer Tr to CBA Shareac	15,000.00		6,631.90 Cr
31 Aug 2020	Interest.....		0.67	6,632.57 Cr

Summary of Government Charges

Government	From 1 July to date	Last year to 30 June
Withholding tax	\$0.00	\$0.00
Bank Account Debit (BAD) tax	\$0.00	\$0.00

Bank Accounts Debits (BAD) Tax or State Debts Duty has been abolished for all states & territories effective 1/7/2005. Any amount shown on this statement applies to debits processed on or before 30/06/2005.

For further information on any applicable rebates, fees or government charges, please refer to the NAB's "A Guide to Fees & Charges" booklet. Please retain this statement for taxation purposes

Explanatory Notes

Please check all entries and report any apparent error or possible unauthorised transaction immediately.

We may subsequently adjust debits and credits, which may result in a change to your account balance to accurately reflect the obligations between us.

For information on resolving problems or disputes, contact us on 1800 152 015, or ask at any NAB branch.

244/34/05/MD53040/S078005/TL56009



NAB Cash Manager

For further information call 13 22 65 for Personal Accounts or 13 10 12 for Business Accounts.



A 6-138
MR AND MRS JAYAWARDANA
PO BOX 11
PARKWOOD WA 6147

Account Balance Summary

Opening balance	\$6,632.57	Cr
Total credits	\$163,275.93	
Total debits	\$1,459.00	
Closing balance	\$168,449.50	Cr

Statement starts 1 September 2020
Statement ends 30 September 2020

Outlet Details

Bull Creek
Shop 33, Stockland Bull Creek
Cnr South St and Benningfield, Bull Creek WA 6149

Account Details

SG AND LLK JAYAWARDANA AS TRUSTEE FOR
DR SAM SUPERANNUATION
BSB number 086-138
Account number 45-779-8075

Lending Investment & Insurance Enquiries

Banker NAB Health Connect WA 3236 M
Telephone number 13 70 37

Transaction Details

Date	Particulars	Debits	Credits	Balance
1 Sep 2020	Brought forward			6,632.57 Cr
1 Sep 2020	-----			
	Monthly Transaction Summary	Number	Unit Cost	Fee
	Internet Transfer Non-NAB	1	\$0.00	\$0.00
	Total Transaction Fees			\$0.00
	Less Transaction Rebate			\$0.00
	Transaction Fees Less Rebate			\$0.00
	Account Service Fee			\$0.00
	Fee Charged			\$0.00

				6,632.57 Cr
17 Sep 2020	Qbank Td Qbank			
	148002.....		3,208.77	
	Qbank Td Qbank			
	148002.....		160,000.00	169,841.34 Cr
22 Sep 2020	Internet Transfer Mora Waccounts fee.....	1,265.00		168,576.34 Cr
24 Sep 2020	001249964711 TLS Fnl Div			
	088147.....		64.00	168,640.34 Cr
29 Sep 2020	Internet Bpay Tax Office Payments			
	551000447609018921.....	194.00		168,446.34 Cr
30 Sep 2020	Interest.....		3.16	168,449.50 Cr

27/4/34/08/M006095/S009578/ID19155

Summary of Government Charges

	From 1 July to date	Last year to 30 June
Government		
Withholding tax	\$0.00	\$0.00
Bank Account Debit (BAD) tax	\$0.00	\$0.00

Bank Accounts Debits (BAD) Tax or State Debits Duty has been abolished for all states & territories effective 1/7/2005. Any amount shown on this statement applies to debits processed on or before 30/06/2005.

For further information on any applicable rebates, fees or government charges, please refer to the NAB's "A Guide to Fees & Charges" booklet. Please retain this statement for taxation purposes

Explanatory Notes

Please check all entries and report any apparent error or possible unauthorised transaction immediately.

We may subsequently adjust debits and credits, which may result in a change to your account balance to accurately reflect the obligations between us.

For information on resolving problems or disputes, contact us on 1800 152 015, or ask at any NAB branch.



NAB Cash Manager

For further information call 13 22 65 for Personal Accounts or 13 10 12 for Business Accounts.



A 6-138
MR AND MRS JAYAWARDANA
PO BOX 11
PARKWOOD WA 6147

Account Balance Summary

Opening balance	\$168,449.50	Cr
Total credits	\$5.58	
Total debits	\$35,000.00	
Closing balance	\$133,455.08	Cr

Statement starts 1 October 2020
Statement ends 30 October 2020

Outlet Details

Bull Creek
Shop 33, Stockland Bull Creek
Cnr South St and Benningfield, Bull Creek WA 6149

Lending Investment & Insurance Enquiries

Banker NAB Health Connect WA 3236 M
Telephone number 13 70 37

Account Details

SG AND LLK JAYAWARDANA AS TRUSTEE FOR
DR SAM SUPERANNUATION
BSB number 086-138
Account number 45-779-8075

Transaction Details

Date	Particulars	Debits	Credits	Balance
1 Oct 2020	Brought forward			168,449.50 Cr
1 Oct 2020	-----			
	Monthly Transaction Summary	Number	Unit Cost	Fee
	Internet Transfer Non-NAB	1	\$0.00	\$0.00
	Internet Bpay	1	\$0.00	\$0.00
	Total Transaction Fees			\$0.00
	Less Transaction Rebate			\$0.00
	Transaction Fees Less Rebate			\$0.00
	Account Service Fee			\$0.00
	Fee Charged			\$0.00

				168,449.50 Cr
2 Oct 2020	Internet Transfer Tr To CBA Shareac.....	35,000.00		133,449.50 Cr
30 Oct 2020	Interest.....		5.58	133,455.08 Cr

Summary of Government Charges

Government	From 1 July to date	Last year to 30 June
Withholding tax	\$0.00	\$0.00
Bank Account Debit (BAD) tax	\$0.00	\$0.00

Bank Accounts Debits (BAD) Tax or State Debits Duty has been abolished for all states & territories effective 1/7/2005. Any amount shown on this statement applies to debits processed on or before 30/06/2005.

For further information on any applicable rebates, fees or government charges, please refer to the NAB's "A Guide to Fees & Charges" booklet. Please retain this statement for taxation purposes

Explanatory Notes

Please check all entries and report any apparent error or possible unauthorised transaction immediately.

We may subsequently adjust debits and credits, which may result in a change to your account balance to accurately reflect the obligations between us.

For information on resolving problems or disputes, contact us on 1800 152 015, or ask at any NAB branch.

304/34/07/M026185/S038446/076891



NAB Cash Manager

For further information call 13 22 65 for Personal Accounts or 13 10 12 for Business Accounts.



A 6-138
MR AND MRS JAYAWARDANA
PO BOX 11
PARKWOOD WA 6147

Account Balance Summary

Opening balance	\$133,455.08	Cr
Total credits	\$4.40	
Total debits	\$33,000.00	
Closing balance	\$100,459.48	Cr

Statement starts 31 October 2020
Statement ends 30 November 2020

Outlet Details

Bull Creek
Shop 33, Stockland Bull Creek
Cnr South St and Benningfield, Bull Creek WA 6149

Lending Investment & Insurance Enquiries

Banker NAB Health Connect WA 3236 M
Telephone number 13 70 37

Account Details

SG AND LLK JAYAWARDANA AS TRUSTEE FOR
DR SAM SUPERANNUATION

BSB number 086-138
Account number 45-779-8075

Transaction Details

Date	Particulars	Debits	Credits	Balance
31 Oct 2020	Brought forward			133,455.08 Cr
2 Nov 2020	-----			
	Monthly Transaction Summary	Number	Unit Cost	Fee
	Internet Transfer Non-NAB	1	\$0.00	\$0.00
	Total Transaction Fees			\$0.00
	Less Transaction Rebate			\$0.00
	Transaction Fees Less Rebate			\$0.00
	Account Service Fee			\$0.00
	Fee Charged			\$0.00

	Internet Transfer Tr To CBA Shareac.....	33,000.00		100,455.08 Cr
30 Nov 2020	Interest.....		4.40	100,459.48 Cr

Summary of Government Charges

Government	From 1 July to date	Last year to 30 June
Withholding tax	\$0.00	\$0.00
Bank Account Debit (BAD) tax	\$0.00	\$0.00

Bank Accounts Debits (BAD) Tax or State Debits Duty has been abolished for all states & territories effective 1/7/2005. Any amount shown on this statement applies to debits processed on or before 30/06/2005.

For further information on any applicable rebates, fees or government charges, please refer to the NAB's "A Guide to Fees & Charges" booklet. Please retain this statement for taxation purposes

Explanatory Notes

Please check all entries and report any apparent error or possible unauthorised transaction immediately.

We may subsequently adjust debits and credits, which may result in a change to your account balance to accurately reflect the obligations between us.

For information on resolving problems or disputes, contact us on 1800 152 015, or ask at any NAB branch.

335/34/06/00-031.46/S063522/L127043



NAB Cash Manager

For further information call 13 22 65 for Personal Accounts or 13 10 12 for Business Accounts.



A 6-138
MR AND MRS JAYAWARDANA
PO BOX 11
PARKWOOD WA 6147

Account Balance Summary

Opening balance	\$100,459.48	Cr
Total credits	\$4.27	
Total debits	\$0.00	
Closing balance	\$100,463.75	Cr

Statement starts 1 December 2020
Statement ends 31 December 2020

Outlet Details

Bull Creek
Shop 33, Stockland Bull Creek
Cnr South St and Benningfield, Bull Creek WA 6149

Lending Investment & Insurance Enquiries

Banker NAB Health Connect WA 3236 M
Telephone number 13 70 37

Account Details

SG AND LLK JAYAWARDANA AS TRUSTEE FOR
DR SAM SUPERANNUATION
BSB number 086-138
Account number 45-779-8075

Transaction Details

Date	Particulars	Debits	Credits	Balance
1 Dec 2020	Brought forward			100,459.48 Cr
1 Dec 2020	-----			
	Monthly Transaction Summary	Number	Unit Cost	Fee
	Internet Transfer Non-NAB	1	\$0.00	\$0.00
	Total Transaction Fees			\$0.00
	Less Transaction Rebate			\$0.00
	Transaction Fees Less Rebate			\$0.00
	Account Service Fee			\$0.00
	Fee Charged			\$0.00

31 Dec 2020	Interest.....		4.27	100,459.48 Cr
				100,463.75 Cr

Summary of Government Charges

Government	From 1 July to date	Last year to 30 June
Withholding tax	\$0.00	\$0.00
Bank Account Debit (BAD) tax	\$0.00	\$0.00

Bank Accounts Debits (BAD) Tax or State Debits Duty has been abolished for all states & territories effective 1/7/2005. Any amount shown on this statement applies to debits processed on or before 30/06/2005.

For further information on any applicable rebates, fees or government charges, please refer to the NAB's "A Guide to Fees & Charges" booklet. Please retain this statement for taxation purposes

Explanatory Notes

Please check all entries and report any apparent error or possible unauthorised transaction immediately.

We may subsequently adjust debits and credits, which may result in a change to your account balance to accurately reflect the obligations between us.

For information on resolving problems or disputes, contact us on 1800 152 015, or ask at any NAB branch.

366/34/11/A043207/S061133/PL22265



NAB Cash Manager

For further information call 13 22 65 for Personal Accounts or 13 10 12 for Business Accounts.



A 6-138
MR AND MRS JAYAWARDANA
PO BOX 11
PARKWOOD WA 6147

Account Balance Summary

Opening balance	\$100,463.75	Cr
Total credits	\$3.99	
Total debits	\$0.00	
Closing balance	\$100,467.74	Cr

Statement starts 1 January 2021
Statement ends 29 January 2021

Outlet Details

Bull Creek
Shop 33, Stockland Bull Creek
Cnr South St and Benningfield, Bull Creek WA 6149

Lending Investment & Insurance Enquiries

Banker NAB Health Connect WA 3236 M
Telephone number 13 70 37

Account Details

SG AND LLK JAYAWARDANA AS TRUSTEE FOR
DR SAM SUPERANNUATION

BSB number 086-138
Account number 45-779-8075

Transaction Details

Date	Particulars	Debits	Credits	Balance
1 Jan 2021	Brought forward			100,463.75 Cr
29 Jan 2021	Interest.....		3.99	100,467.74 Cr

Summary of Government Charges

Government	From 1 July to date	Last year to 30 June
Withholding tax	\$0.00	\$0.00
Bank Account Debit (BAD) tax	\$0.00	\$0.00

Bank Accounts Debits (BAD) Tax or State Debts Duty has been abolished for all states & territories effective 1/7/2005. Any amount shown on this statement applies to debits processed on or before 30/06/2005.

For further information on any applicable rebates, fees or government charges, please refer to the NAB's "A Guide to Fees & Charges" booklet. Please retain this statement for taxation purposes

Explanatory Notes

Please check all entries and report any apparent error or possible unauthorised transaction immediately.

We may subsequently adjust debits and credits, which may result in a change to your account balance to accurately reflect the obligations between us.

For information on resolving problems or disputes, contact us on 1800 152 015, or ask at any NAB branch.

029/34/07/M03.1874/S045866/ID91731



NAB Cash Manager

For further information call 13 22 65 for Personal Accounts or 13 10 12 for Business Accounts.



A 6-138
MR AND MRS JAYAWARDANA
PO BOX 11
PARKWOOD WA 6147

Account Balance Summary

Opening balance	\$100,467.74	Cr
Total credits	\$10,004.03	
Total debits	\$20,000.00	
Closing balance	\$90,471.77	Cr

Statement starts 30 January 2021
Statement ends 26 February 2021

Outlet Details

Bull Creek
Shop 33, Stockland Bull Creek
Cnr South St and Benningfield, Bull Creek WA 6149

Lending Investment & Insurance Enquiries

Banker NAB Health Connect WA 3236 M
Telephone number 13 70 37

Account Details

SG AND LLK JAYAWARDANA AS TRUSTEE FOR
DR SAM SUPERANNUATION

BSB number 086-138
Account number 45-779-8075

Transaction Details

Date	Particulars	Debits	Credits	Balance
30 Jan 2021	Brought forward			100,467.74 Cr
9 Feb 2021	Fromcbaaihfe AC CBA 068523.....		10,000.00	110,467.74 Cr
24 Feb 2021	Internet Transfer Tr To CBA Shareac.....	20,000.00		90,467.74 Cr
26 Feb 2021	Interest.....		4.03	90,471.77 Cr

Summary of Government Charges

Government	From 1 July to date	Last year to 30 June
Withholding tax	\$0.00	\$0.00
Bank Account Debit (BAD) tax	\$0.00	\$0.00

Bank Accounts Debits (BAD) Tax or State Debits Duty has been abolished for all states & territories effective 1/7/2005. Any amount shown on this statement applies to debits processed on or before 30/06/2005.

For further information on any applicable rebates, fees or government charges, please refer to the NAB's "A Guide to Fees & Charges" booklet. Please retain this statement for taxation purposes

Explanatory Notes

Please check all entries and report any apparent error or possible unauthorised transaction immediately.

We may subsequently adjust debits and credits, which may result in a change to your account balance to accurately reflect the obligations between us.

For information on resolving problems or disputes, contact us on 1800 152 015, or ask at any NAB branch.

05713408/N072672/S106511/21.13021



NAB Cash Manager

For further information call 13 22 65 for Personal Accounts or 13 10 12 for Business Accounts.



A 6-138
MR AND MRS JAYAWARDANA
PO BOX 11
PARKWOOD WA 6147

Account Balance Summary

Opening balance	\$90,471.77	Cr
Total credits	\$67.65	
Total debits	\$21,000.00	
Closing balance	\$69,539.42	Cr

Statement starts 27 February 2021
Statement ends 31 March 2021

Outlet Details

Bull Creek
Shop 33, Stockland Bull Creek
Cnr South St and Benningfield, Bull Creek WA 6149

Lending Investment & Insurance Enquiries

Banker NAB Health Connect WA 3236 M
Telephone number 13 70 37

Account Details

SG AND LLK JAYAWARDANA AS TRUSTEE FOR
DR SAM SUPERANNUATION

BSB number 086-138
Account number 45-779-8075

Transaction Details

Date	Particulars	Debits	Credits	Balance
27 Feb 2021	Brought forward			90,471.77 Cr
1 Mar 2021	-----			
	Monthly Transaction Summary	Number	Unit Cost	Fee
	Internet Transfer Non-NAB	1	\$0.00	\$0.00
	Total Transaction Fees			\$0.00
	Less Transaction Rebate			\$0.00
	Transaction Fees Less Rebate			\$0.00
	Account Service Fee			\$0.00
	Fee Charged			\$0.00

8 Mar 2021	Internet Transfer Rei supersharesubs	1,000.00		89,471.77 Cr
16 Mar 2021	Internet Transfer Tr To CBA Shareac	20,000.00		69,471.77 Cr
26 Mar 2021	001257018483 TLS Itm Div			
	088147		64.00	69,535.77 Cr
31 Mar 2021	Interest		3.65	69,539.42 Cr

Summary of Government Charges

Government	From 1 July to date	Last year to 30 June
Withholding tax	\$0.00	\$0.00
Bank Account Debit (BAD) tax	\$0.00	\$0.00

Bank Accounts Debits (BAD) Tax or State Debits Duty has been abolished for all states & territories effective 1/7/2005. Any amount shown on this statement applies to debits processed on or before 30/06/2005.

For further information on any applicable rebates, fees or government charges, please refer to the NAB's "A Guide to Fees & Charges" booklet. Please retain this statement for taxation purposes

Explanatory Notes

Please check all entries and report any apparent error or possible unauthorised transaction immediately.

We may subsequently adjust debits and credits, which may result in a change to your account balance to accurately reflect the obligations between us.

For information on resolving problems or disputes, contact us on 1800 152 015, or ask at any NAB branch.

090/34/07/M015331/S02.21.12/JD44223



NAB Cash Manager

For further information call 13 22 65 for Personal Accounts or 13 10 12 for Business Accounts.



A 6-138

MR AND MRS JAYAWARDANA
PO BOX 11
PARKWOOD WA 6147

Account Balance Summary

Opening balance	\$69,539.42	Cr
Total credits	\$2.64	
Total debits	\$30,704.00	
Closing balance	\$38,838.06	Cr

Statement starts 1 April 2021
Statement ends 30 April 2021

Outlet Details

Bull Creek
Shop 33, Stockland Bull Creek
Cnr South St and Benningfield, Bull Creek WA 6149

Lending Investment & Insurance Enquiries

Banker NAB Health Connect WA 3236 M
Telephone number 13 70 37

Account Details

SG AND LLK JAYAWARDANA AS TRUSTEE FOR
DR SAM SUPERANNUATION

BSB number 086-138
Account number 45-779-8075

Transaction Details

Date	Particulars	Debits	Credits	Balance
1 Apr 2021	Brought forward			69,539.42 Cr
1 Apr 2021	-----			
	Monthly Transaction Summary	Number	Unit Cost	Fee
	Internet Transfer Non-NAB	2	\$0.00	\$0.00
	Total Transaction Fees			\$0.00
	Less Transaction Rebate			\$0.00
	Transaction Fees Less Rebate			\$0.00
	Account Service Fee			\$0.00
	Fee Charged			\$0.00

				69,539.42 Cr
6 Apr 2021	Internet Bpay Tax Office Payments			
	001581625240530560.....	704.00		68,835.42 Cr
23 Apr 2021	Internet Transfer TRFRNABSUPER2CBASU.....	20,000.00		48,835.42 Cr
30 Apr 2021	Interest.....		2.64	
	Internet Transfer Tr To CBA Shareac.....	10,000.00		38,838.06 Cr

Summary of Government Charges

Government	From 1 July to date	Last year to 30 June
Withholding tax	\$0.00	\$0.00
Bank Account Debit (BAD) tax	\$0.00	\$0.00

Bank Accounts Debits (BAD) Tax or State Debits Duty has been abolished for all states & territories effective 1/7/2005. Any amount shown on this statement applies to debits processed on or before 30/06/2005.

For further information on any applicable rebates, fees or government charges, please refer to the NAB's "A Guide to Fees & Charges" booklet. Please retain this statement for taxation purposes

Explanatory Notes

Please check all entries and report any apparent error or possible unauthorised transaction immediately.

We may subsequently adjust debits and credits, which may result in a change to your account balance to accurately reflect the obligations between us.

For information on resolving problems or disputes, contact us on 1800 152 015, or ask at any NAB branch.

120/34/08/M008418/S011869/ID23737



NAB Cash Manager

For further information call 13 22 65 for Personal Accounts or 13 10 12 for Business Accounts.



A 6-138
MR AND MRS JAYAWARDANA
PO BOX 11
PARKWOOD WA 6147

Account Balance Summary

Opening balance	\$38,838.06	Cr
Total credits	\$1.65	
Total debits	\$0.00	
Closing balance	\$38,839.71	Cr

Statement starts 1 May 2021
Statement ends 31 May 2021

Outlet Details

Bull Creek
Shop 33, Stockland Bull Creek
Cnr South St and Benningfield, Bull Creek WA 6149

Lending Investment & Insurance Enquiries

Banker NAB Health Connect WA 3236 M
Telephone number 13 70 37

Account Details

SG AND LLK JAYAWARDANA AS TRUSTEE FOR
DR SAM SUPERANNUATION

BSB number 086-138
Account number 45-779-8075

Transaction Details

Date	Particulars	Debits	Credits	Balance
1 May 2021	Brought forward			38,838.06 Cr
3 May 2021	-----			
	Monthly Transaction Summary	Number	Unit Cost	Fee
	Internet Transfer Non-NAB	2	\$0.00	\$0.00
	Internet Bpay	1	\$0.00	\$0.00
	Total Transaction Fees			\$0.00
	Less Transaction Rebate			\$0.00
	Transaction Fees Less Rebate			\$0.00
	Account Service Fee			\$0.00
	Fee Charged			\$0.00

31 May 2021	Interest.....		1.65	38,839.71 Cr

Summary of Government Charges

Government	From 1 July to date	Last year to 30 June
Withholding tax	\$0.00	\$0.00
Bank Account Debit (BAD) tax	\$0.00	\$0.00

Bank Accounts Debits (BAD) Tax or State Debits Duty has been abolished for all states & territories effective 1/7/2005. Any amount shown on this statement applies to debits processed on or before 30/06/2005.

For further information on any applicable rebates, fees or government charges, please refer to the NAB's "A Guide to Fees & Charges" booklet. Please retain this statement for taxation purposes

Explanatory Notes

Please check all entries and report any apparent error or possible unauthorised transaction immediately.

We may subsequently adjust debits and credits, which may result in a change to your account balance to accurately reflect the obligations between us.

For information on resolving problems or disputes, contact us on 1800 152 015, or ask at any NAB branch.

151/34106/0008976/S01.2563/10251.25



NAB Cash Manager

For further information call 13 22 65 for Personal Accounts or 13 10 12 for Business Accounts.



A 6-138
MR AND MRS JAYAWARDANA
PO BOX 11
PARKWOOD WA 6147

Account Balance Summary

Opening balance	\$38,839.71	Cr
Total credits	\$60,001.75	
Total debits	\$0.00	
Closing balance	\$98,841.46	Cr

Statement starts 1 June 2021
Statement ends 30 June 2021

Outlet Details

Bull Creek
Shop 33, Stockland Bull Creek
Cnr South St and Benningfield, Bull Creek WA 6149

Lending Investment & Insurance Enquiries

Banker Health Sb WA 3236 M
Telephone number 13 70 37

Account Details

SG AND LLK JAYAWARDANA AS TRUSTEE FOR
DR SAM SUPERANNUATION
BSB number 086-138
Account number 45-779-8075

Transaction Details

Date	Particulars	Debits	Credits	Balance
1 Jun 2021	Brought forward			38,839.71 Cr
28 Jun 2021	Sarath Jayawardana Tr Super Account fro.....		50,000.00	88,839.71 Cr
29 Jun 2021	Sarath Jayawardana Tr to Nabdr Sam Supe.....		10,000.00	98,839.71 Cr
30 Jun 2021	Interest.....		1.75	98,841.46 Cr

Summary of Government Charges

	From 1 July to date	Last year to 30 June
Government		
Withholding tax	\$0.00	\$0.00
Bank Account Debit (BAD) tax	\$0.00	\$0.00

Bank Accounts Debits (BAD) Tax or State Debits Duty has been abolished for all states & territories effective 1/7/2005. Any amount shown on this statement applies to debits processed on or before 30/06/2005.

For further information on any applicable rebates, fees or government charges, please refer to the NAB's "A Guide to Fees & Charges" booklet. Please retain this statement for taxation purposes

Explanatory Notes

*Please check all entries and report any apparent error or possible unauthorised transaction immediately.
We may subsequently adjust debits and credits, which may result in a change to your account balance to accurately reflect the obligations between us.
For information on resolving problems or disputes, contact us on 1800 152 015, or ask at any NAB branch.*

181/34/09/M050090/S07 6333/IL152665



Account Number 06 7167 11583509

Statement Period 12 Jun 2021 - 11 Jul 2021

Closing Balance \$0.02 CR

Enquiries 13 1998
 (24 hours a day, 7 days a week)



051

MRS LUCKMALIE LALI JAYAWARDANA AND
 S JAYAWARDANA AND DR SAM SUPER
 PO BOX 3079
 SUCCESS WA 6964

Direct Investment Account

If this account has an attached overdraft limit or facility and we send you a statement every 4 or 6 months, we will update your statement preference to every 3 months as part of changes made to the new Banking Code of Practice from 1 July 2019.

Your CommSec Commonwealth Direct Investment Account specifically designed for CommSec share traders can grow your savings while you plan your next investment. Earn a competitive rate of interest on balances over \$10,000. You can enjoy instant access to your money through ATMs, NetBank, EFTPOS, telephone banking and bank branches.

Name: DR SARATH JAYAWARDANA + MRS LUCKMALIE JAYAWARDANA ITF DR SAM SUPER FUND

Note: Have you checked your statement today? It's easy to find out more information about each of your transactions by logging on to the CommBank App or NetBank. Should you have any questions on fees or see an error please contact us on the details above. Cheque proceeds are available when cleared.

The date of transactions shown here may be different on your other transaction lists (for example, the transaction list that appears on the CommBank app).

Date	Transaction	Debit	Credit	Balance
12 Jun 2021	OPENING BALANCE			\$0.02 CR
11 Jul 2021	CLOSING BALANCE			\$0.02 CR

Opening balance	-	Total debits	+	Total credits	=	Closing balance
\$0.02 CR		Nil		Nil		\$0.02 CR

Your Credit Interest Rate Summary

Date	Balance	Standard Credit Interest Rate (p.a.)
11 Jul	Less than \$10,000.00	0.00%
	\$10,000.00 - \$19,999.99	0.00%
	\$20,000.00 - \$49,999.99	0.00%
	\$50,000.00 - \$99,999.99	0.00%
	\$100,000.00 - \$249,999.99	0.00%
	\$250,000.00 - \$499,999.99	0.00%
	\$500,000.00 and over	0.10%

Note. Interest rates are effective as at the date shown but are subject to change.



32323.54337.1.1.ZZ258R3.0303.SL.R3.S912.D193.OV06.00.33



Account Number 06 7167 24067781

Statement Period 4 Mar 2020 - 4 Sep 2020

Closing Balance \$17,594.79 CR

Enquiries 13 1998
 (24 hours a day, 7 days a week)



052

DR SARATH GUNASEELA JAYAWARDANA
 PO BOX 11
 PARKWOOD WA 6147

Direct Investment Account

If this account has an attached overdraft limit or facility and we send you a statement every 4 or 6 months, we will update your statement preference to every 3 months as part of changes made to the new Banking Code of Practice from 1 July 2019.

Your SMSF Commonwealth Direct Investment Account specifically designed for your Self Managed Super Fund can grow your savings while you plan your next investment. Earn a competitive rate of interest on balances over \$10,000. You can enjoy instant access to your money through ATMs, NetBank, EFTPOS, telephone banking and bank branches.

Name: DR SARATH GUNASEELA JAYAWARDANA + MRS LU
 CKMALIE LALI KRISHANTHI JAYAWARDANA IN TRUST FOR
 DR SAM SF


Note: Have you checked your statement today? It's easy to find out more information about each of your transactions by logging on to the CommBank App or NetBank. Should you have any questions on fees or see an error please contact us on the details above. Cheque proceeds are available when cleared.

The date of transactions shown here may be different on your other transaction lists (for example, the transaction list that appears on the CommBank app).

Date	Transaction	Debit	Credit	Balance
04 Mar	2020 OPENING BALANCE			Nil
06 Mar	Transfer from xx3509 NetBank TroldCIDA2New		15,321.45	\$15,321.45 CR
09 Mar	Direct Credit 128594 Tr2CDIA fr NAB Tr2 CDIAFr NAB		35,000.00	\$50,321.45 CR
13 Mar	Direct Debit 062934 COMMONWEALTH SEC COMMSEC	9,589.95		\$40,731.50 CR
25 Mar	Direct Debit 062934 COMMONWEALTH SEC COMMSEC	8,334.59		\$32,396.91 CR
01 Apr	Credit Interest		11.11	\$32,408.02 CR
06 Apr	Direct Debit 062934 COMMONWEALTH SEC COMMSEC	26,131.70		\$6,276.32 CR
01 May	Credit Interest		0.67	\$6,276.99 CR
08 May	Direct Credit 128594 SG Jayawardana TrfrNABsuper2CBAsu		5,000.00	\$11,276.99 CR
12 May	Direct Debit 062934 COMMONWEALTH SEC COMMSEC	7,644.95		\$3,632.04 CR
01 Jun	Credit Interest		0.19	\$3,632.23 CR



**# 5283.14907.1.2 ZZ258R3 0303 SL_R3 S911.D248.C V06.00.30



Date	Transaction	Debit	Credit	Balance
16 Jun	Direct Debit 062934 COMMSEC SECURITI COMMSEC	1,929.95		\$1,702.28 CR
18 Jun	Direct Credit 396297 RESMED DIVIDEND JUN20/00851453		21.13	\$1,723.41 CR
22 Jun	Direct Credit 062895 COMMONWEALTH SEC COMMSEC		8,115.07	\$9,838.48 CR
26 Jun	Direct Credit 062895 COMMONWEALTH SEC COMMSEC		5,692.43	\$15,530.91 CR
30 Jun	Direct Debit 062934 COMMSEC SECURITI COMMSEC	6,499.95		\$9,030.96 CR
01 Jul	CREDIT INTEREST EARNED on this account to June 30, 2020 is \$11.97			
01 Jul	Credit Interest		0.26	\$9,031.22 CR
20 Aug	Direct Credit 128594 SG Jayawardana Tr to CBA ShareAC		15,000.00	\$24,031.22 CR
24 Aug	Direct Debit 062934 COMMSEC SECURITI COMMSEC	6,437.40		\$17,593.82 CR
01 Sep	Credit Interest		0.97	\$17,594.79 CR
04 Sep	2020 CLOSING BALANCE			

Opening balance	-	Total debits	+	Total credits	=	Closing balance
Nil		\$66,568.49		\$84,163.28		\$17,594.79 CR

Your Credit Interest Rate Summary

Date	Balance	Standard Credit Interest Rate (p.a.)
04 Sep	Less than \$10,000.00	0.00%
	\$10,000.00 and over	0.15%

Note. Interest rates are effective as at the date shown but are subject to change.



Account Number 06 7167 24067781

Statement Period 5 Sep 2020 - 4 Mar 2021

Closing Balance \$459.10 CR

Enquiries 13 1998
 (24 hours a day, 7 days a week)



052

DR SARATH GUNASEELA JAYAWARDANA
 PO BOX 11
 PARKWOOD WA 6147

Direct Investment Account

If this account has an attached overdraft limit or facility and we send you a statement every 4 or 6 months, we will update your statement preference to every 3 months as part of changes made to the new Banking Code of Practice from 1 July 2019.

Your SMSF Commonwealth Direct Investment Account specifically designed for your Self Managed Super Fund can grow your savings while you plan your next investment. Earn a competitive rate of interest on balances over \$10,000. You can enjoy instant access to your money through ATMs, NetBank, EFTPOS, telephone banking and bank branches.


Name: DR SARATH GUNASEELA JAYAWARDANA + MRS LU
 CKMALIE LALI KRISHANTHI JAYAWARDANA IN TRUST FOR
 DR SAM SF

Note: Have you checked your statement today? It's easy to find out more information about each of your transactions by logging on to the CommBank App or NetBank. Should you have any questions on fees or see an error please contact us on the details above. Cheque proceeds are available when cleared.

The date of transactions shown here may be different on your other transaction lists (for example, the transaction list that appears on the CommBank app).

Date	Transaction	Debit	Credit	Balance
05 Sep	2020 OPENING BALANCE			\$17,594.79 CR
17 Sep	Direct Credit 396297 ANN DIVIDEND AUF20/00828107		190.55	\$17,785.34 CR
28 Sep	Direct Credit 302169 BVS FNL DIV 001252106740		44.50	\$17,829.84 CR
01 Oct	Credit Interest		2.18	\$17,832.02 CR
02 Oct	Direct Credit 436383 FMG DIVIDEND 001251296684		1,000.00	\$18,832.02 CR
02 Oct	Direct Credit 128594 SG JAYAWARDANA TR TO CBA SHAREAC		35,000.00	\$53,832.02 CR
06 Oct	Direct Debit 062934 COMMSEC SECURITI COMMSEC	25,469.76		\$28,362.26 CR
16 Oct	Direct Debit 062934 COMMSEC SECURITI COMMSEC	15,684.32		\$12,677.94 CR
28 Oct	Direct Debit 062934 COMMSEC SECURITI COMMSEC	11,629.95		\$1,047.99 CR
01 Nov	Credit Interest		2.75	\$1,050.74 CR
02 Nov	Direct Credit 128594 SG JAYAWARDANA TR TO CBA SHAREAC		33,000.00	\$34,050.74 CR





Date	Transaction	Debit	Credit	Balance
05 Nov	Direct Debit 062934 COMMSEC SECURITI COMMSEC	10,769.95		\$23,280.79 CR
09 Nov	Direct Credit 062895 COMMONWEALTH SEC COMMSEC		14,577.75	\$37,858.54 CR
12 Nov	Direct Debit 062934 COMMSEC SECURITI COMMSEC	37,577.27		\$281.27 CR
01 Dec	Credit Interest		1.27	\$282.54 CR
10 Dec	Direct Credit 002473 NAB FINAL DIV DV212/00737253		150.00	\$432.54 CR
19 Jan	Direct Credit 513275 NDQ DST 001255260592		26.42	\$458.96 CR
24 Feb	Direct Credit 128594 SG JAYAWARDANA TR TO CBA SHAREAC		20,000.00	\$20,458.96 CR
01 Mar	Credit Interest		0.14	\$20,459.10 CR
01 Mar	Direct Debit 062934 COMMSEC SECURITI COMMSEC	20,000.00		\$459.10 CR
04 Mar	2021 CLOSING BALANCE			\$459.10 CR

Opening balance	-	Total debits	+	Total credits	=	Closing balance
\$17,594.79 CR		\$121,131.25		\$103,995.56		\$459.10 CR

Your Credit Interest Rate Summary

Date	Balance	Standard Credit Interest Rate (p.a.)
04 Mar	Less than \$10,000.00	0.00%
	\$10,000.00 and over	0.05%

Note. Interest rates are effective as at the date shown but are subject to change.



Account Number 06 7167 24067781

Statement Period 5 Mar 2021 - 4 Sep 2021

Closing Balance \$24,626.71 CR

Enquiries 13 1998
 (24 hours a day, 7 days a week)



052

DR SARATH GUNASEELA JAYAWARDANA
 PO BOX 11
 PARKWOOD WA 6147

Direct Investment Account

If this account has an attached overdraft limit or facility and we send you a statement every 4 or 6 months, we will update your statement preference to every 3 months as part of changes made to the new Banking Code of Practice from 1 July 2019.

The Commonwealth Direct Investment Account is the preferred cash account for SMSF customers. You will receive discounted brokerage when you link your CDIA to a CommSec Trading Account, and enjoy the convenience of managing your investments through NetBank and the CommBank app.

Name: DR SARATH GUNASEELA JAYAWARDANA + MRS LU
 CKMALIE LALI KRISHANTHI JAYAWARDANA IN TRUST FOR
 DR SAM SF

Note: Have you checked your statement today? It's easy to find out more information about each of your transactions by logging on to the CommBank App or NetBank. Should you have any questions on fees or see an error please contact us on the details above. Cheque proceeds are available when cleared.


The date of transactions shown here may be different on your other transaction lists (for example, the transaction list that appears on the CommBank app).

Date	Transaction	Debit	Credit	Balance
05 Mar	2021 OPENING BALANCE			\$459.10 CR
10 Mar	Direct Credit 396297 ANN DIVIDEND AUI21/00828000		209.50	\$668.60 CR
16 Mar	Direct Credit 128594 SG JAYAWARDANA TR TO CBA SHAREAC		20,000.00	\$20,668.60 CR
24 Mar	Direct Credit 436383 FMG DIVIDEND 001258107137		1,470.00	\$22,138.60 CR
25 Mar	Direct Credit 009234 NCM DIV 001256607939		96.53	\$22,235.13 CR
26 Mar	Direct Credit 302169 BVS ITM DIV 001258577371		39.00	\$22,274.13 CR
26 Mar	Direct Credit 458106 COLES GROUP LTD INT21/01207241		495.00	\$22,769.13 CR
01 Apr	Direct Credit 208379 SUPER RETAIL DIV 001257923200		330.00	\$23,099.13 CR
01 Apr	Credit Interest		0.47	\$23,099.60 CR
12 Apr	Direct Debit 062934 COMMSEC SECURITI COMMSEC	16,194.90		\$6,904.70 CR
23 Apr	Direct Credit 128594 SG JAYAWARDANA TRFRNABSUPER2CBASU		20,000.00	\$26,904.70 CR



Account Number

06 7167 24067781



Date	Transaction	Debit	Credit	Balance
27 Apr	Direct Debit 062934 COMMSEC SECURITI COMMSEC	18,390.29		\$8,514.41 CR
30 Apr	Direct Credit 396297 JAMES HARDIE IND APR21/00822581		449.72	\$8,964.13 CR
30 Apr	Transfer from xx6925 NetBank From AIHFECBA BA		10,000.00	\$18,964.13 CR
30 Apr	Direct Credit 128594 SG JAYAWARDANA TR TO CBA SHAREAC		10,000.00	\$28,964.13 CR
30 Apr	Direct Debit 062934 COMMSEC SECURITI COMMSEC	10,382.52		\$18,581.61 CR
01 May	Credit Interest		0.52	\$18,582.13 CR
01 Jun	Credit Interest		0.79	\$18,582.92 CR
17 Jun	Direct Credit 062895 COMMONWEALTH SEC COMMSEC		8,830.10	\$27,413.02 CR
29 Jun	Direct Debit 062934 COMMSEC SECURITI COMMSEC	8,419.95		\$18,993.07 CR
01 Jul	CREDIT INTEREST EARNED on this account to June 30, 2021 is \$9.35			
01 Jul	Credit Interest		0.91	\$18,993.98 CR
02 Jul	Direct Credit 531543 NAB INTERIM DIV DV221/01225205		600.00	\$19,593.98 CR
05 Jul	Direct Debit 062934 COMMSEC SECURITI COMMSEC	4,819.95		\$14,774.03 CR
14 Jul	Direct Debit 062934 COMMSEC SECURITI COMMSEC	14,319.90		\$454.13 CR
16 Jul	Direct Credit 513275 NDQ DST JUNE 001262286091		1,174.58	\$1,628.71 CR
16 Jul	Direct Credit 513275 ASIA DST JUN 001261867777		389.58	\$2,018.29 CR
01 Aug	Credit Interest		0.29	\$2,018.58 CR
16 Aug	Direct Credit 128594 SG JAYAWARDANA TRFRNABSUPER2CBASU		10,000.00	\$12,018.58 CR
17 Aug	Direct Debit 062934 COMMSEC SECURITI COMMSEC	4,992.22		\$7,026.36 CR
27 Aug	Direct Credit 128594 SG JAYAWARDANA TR TO CBA SHAREAC		20,000.00	\$27,026.36 CR
30 Aug	Direct Debit 062934 COMMSEC SECURITI COMMSEC	2,399.85		\$24,626.51 CR

Account Number

06 7167 24067781

Date	Transaction	Debit	Credit	Balance			
01 Sep	Credit Interest		0.20	\$24,626.71 CR			
04 Sep 2021	CLOSING BALANCE			\$24,626.71 CR			
	Opening balance	-	Total debits	+	Total credits	=	Closing balance
	\$459.10 CR		\$79,919.58		\$104,087.19		\$24,626.71 CR

Your Credit Interest Rate Summary

Date	Balance	Standard Credit Interest Rate (p.a.)
04 Sep	Less than \$10,000.00	0.00%
	\$10,000.00 and over	0.05%

Note. Interest rates are effective as at the date shown but are subject to change.



Transaction Date	Type	Market	Amount	Rate inc. fe	Rate ex. fe	Fee	Fee AUD (ir	GST AUD
04/01/2022 15:17	Buy	SOL/AUD	4.141473	241.46	239.0693	9.9009900!	9.9	0.9
04/01/2022 15:16	Buy	ETH/AUD	0.371213	5387.74	5334.396	19.801980:	19.8	1.8
04/01/2022 15:16	Buy	BTC/AUD	0.030381	65830.16	65178.38	19.801980:	19.8	1.8
16/06/2021 10:04	Buy	BTC/AUD	0.01854	53399.12	52870.42	9.8019801!	9.8	0.89
14/02/2020 13:24	Sell	BTC/AUD	0.074333	15079.17	15231.48	11.321983!	11.32	1.03
23/02/2018 18:39	Buy	BTC/AUD	0.074333	13331.94	13070.53	19.431372!	19.43	1.77

Qty 0.01853963*47004.738215 = \$871.4505

Per unit

Portfolio Valuation



30 JUNE 2021

SHARES - 3461637 - HIN 88850688

DR SARATH GUNASEELA JAYAWARDANA + MRS LUCKMALIE LALI KRISHANTHI JAYAWARDANA <DR SAM SF A/C>

Portfolio	Units	Unit Price	Portfolio Value	% of Portfolio
ANN - ANSELL LIMITED FPO (ORDINARY FULLY PAID)	500	\$43.5100	\$21,755.00	8.64%
APX - APPEN LIMITED FPO (ORDINARY FULLY PAID)	500	\$13.6000	\$6,800.00	2.70%
ASIA - BETA ASIATECH TIGERS ETF UNITS (BETASHARES ASIA TECHNOLOGY TIGERS ETF)	1,000	\$12.0400	\$12,040.00	4.78%
BVS - BRAVURA SOLUTION LTD FPO (ORDINARY FULLY PAID)	1,500	\$3.5100	\$5,265.00	2.09%
COL - COLES GROUP FPO (ORDINARY FULLY PAID)	1,500	\$17.0900	\$25,635.00	10.19%
FMG - FORTESCUE METALS GRP FPO (ORDINARY FULLY PAID)	1,000	\$23.3400	\$23,340.00	9.27%
JHX - JAMES HARDIE INDUST CDI 1:1 (CHESS DEPOSITARY INTERESTS 1:1)	500	\$45.2700	\$22,635.00	8.99%
KGN - KOGAN.COM LTD FPO (ORDINARY FULLY PAID)	1,000	\$11.5800	\$11,580.00	4.60%
LGP - LITTLE GREEN PHARMA FPO (ORDINARY FULLY PAID)	10,000	\$0.8800	\$8,800.00	3.50%
LYC - LYNAS RARE EARTHS FPO (ORDINARY FULLY PAID)	1,000	\$5.7100	\$5,710.00	2.27%
MSB - MESOBLAST LIMITED FPO (ORDINARY FULLY PAID)	2,000	\$1.9800	\$3,960.00	1.57%
NAB - NATIONAL AUST. BANK FPO (ORDINARY FULLY PAID)	1,000	\$26.2200	\$26,220.00	10.42%
NCM - NEWCREST MINING FPO (ORDINARY FULLY PAID)	500	\$25.2800	\$12,640.00	5.02%
NDQ - BETASHARES NASDAQ 100 ETF UNITS (BETASHARES NASDAQ 100 ETF)	1,000	\$32.1100	\$32,110.00	12.76%
NIC - NICKELMINES LIMITED FPO (ORDINARY FULLY PAID)	2,000	\$0.9900	\$1,980.00	0.79%
PLL - PIEDMONT LITHIUM INC CDI 100:1 (CHESS DEPOSITARY INTERESTS 100:1)	5,000	\$1.0250	\$5,125.00	2.04%
PWH - PWR HOLDINGS LIMITED FPO (ORDINARY FULLY PAID)	1,000	\$7.0900	\$7,090.00	2.82%
		Sub Total	\$232,685.00	92.45%

Cash Accounts	Portfolio Value	% of Portfolio
CDIA - 06716724067781	\$18,993.07	7.55%
	TOTAL	\$251,678.07
		100.00%

Portfolio Valuation

30 JUNE 2021



This statement only provides information for CDIA accounts that have been designated as the settlement account for your Commonwealth Securities Limited Share Trading account as at 30 June. Please refer to NetBank for interest income from all other CBA accounts.

The interest shown is net of any non-resident or TFN withholding tax (if applicable). Please refer to Netbank for bank fees paid on your designated CDIA settlement account in the financial year.

The total brokerage outlined does not include any rebates you may have received over the financial year. Refer to your transaction statement records for this information.

This report only includes an estimate of dividends paid for holdings held with Commonwealth Securities Limited as at the ex-dividend date. For instance, any dividends paid prior to holdings being transferred to Commonwealth Securities Limited are not included.

This statement is an estimated summary document only and it is not intended to replace any document which contains information that may be required for taxation purposes. You should therefore refer to your CHES statements, dividend statements, confirmation contract notes and other investment or bank account statements for your records in this regard. This statement may not include information on accounts which have been closed, switched product type, transferred Holder Identification Number (HIN), or switched Participant Identification Number (PID) during the financial year.

This statement is issued by Commonwealth Securities Limited ABN 60 067 254 399 AFSL 238814, a market participant of ASX and Cboe Australia Pty Ltd (formerly Chi-X Australia Pty Limited), a clearing participant of ASX Clear Pty Limited and a settlement participant of ASX Settlement Pty Limited. Commonwealth Securities Limited is a wholly owned but non-guaranteed subsidiary of the Commonwealth Bank of Australia ABN 48 123 123 124 AFSL 234945 ("CBA"). Information contained in this statement is believed to be accurate at the time the statement is generated. CBA and its subsidiaries do not accept any liability for any errors or omissions contained in this statement, or any responsibility for any action taken in reliance on this statement. This document contains general information only and does not take into account your individual objectives, financial and taxation situations or needs. Before acting on the information, consider the appropriateness of your own objectives, needs, financial and taxation situation and, if necessary, seek appropriate independent financial and taxation advice. CBA is not a registered tax (financial) adviser under the Tax Agent Services Act 2009. If there are any errors in this statement, please contact us.

Address: Commonwealth Securities Limited, Locked Bag 22, Australia Square NSW 1215 | Phone: 13 15 19 | Website: www.commsec.com.au

If you are not satisfied with the service or advice you receive from us, you are entitled to complain. We have established procedures to ensure that all enquiries and complaints are properly dealt with. Please refer to our Financial Services Guide for more information. If an issue has not been resolved to your satisfaction, you can lodge a complaint with the Australian Financial Complaints Authority. AFCA provides fair and independent financial services complaint resolution that is free to consumers. Website: www.afca.org.au, Telephone: 1800 931 678 (free call), Email: info@afca.org.au, In writing to: Australian Financial Complaints Authority, GPO Box 3, Melbourne VIC 3001.

Transaction Summary

1 JULY 2020 - 30 JUNE 2021



DR SARATH GUNASEELA JAYAWARDANA + MRS
LUCKMALIE LALI KRISHANTHI JAYAWARDANA
<DR SAM SF A/C>

SHARES - 3461637 - HIN 88850688

Total Buys and Sells	2020 - 2021 Financial Year
Total Buys (inc. Brokerage + GST)	\$171,613.81
Total Sells (inc. Brokerage + GST)	\$34,065.35

APX - APPEN LIMITED FPO (ORDINARY FULLY PAID)

Date	Type	Quantity	Unit Price	Trade Value	Brokerage+GST	GST	CNote	Total Value
23-Apr-2021	Buy	500	\$15.4359	\$7,717.94	\$19.95	\$1.81	117390496	\$7,737.89
Sub Total					\$19.95	\$1.81		\$7,737.89

ASIA - BETA ASIATECH TIGERS ETF UNITS (BETASHARES ASIA TECHNOLOGY TIGERS ETF)

Date	Type	Quantity	Unit Price	Trade Value	Brokerage+GST	GST	CNote	Total Value
03-Nov-2020	Buy	1,000	\$10.7400	\$10,740.00	\$29.95	\$2.72	108638160	\$10,769.95
Sub Total					\$29.95	\$2.72		\$10,769.95

COL - COLES GROUP FPO (ORDINARY FULLY PAID)

Date	Type	Quantity	Unit Price	Trade Value	Brokerage+GST	GST	CNote	Total Value
02-Oct-2020	Buy	1,500	\$16.9595	\$25,439.23	\$30.53	\$2.78	107052844	\$25,469.76
Sub Total					\$30.53	\$2.78		\$25,469.76

KGN - KOGAN.COM LTD FPO (ORDINARY FULLY PAID)

Date	Type	Quantity	Unit Price	Trade Value	Brokerage+GST	GST	CNote	Total Value
28-Apr-2021	Buy	1,000	\$10.3526	\$10,352.57	\$29.95	\$2.72	117538884	\$10,382.52
Sub Total					\$29.95	\$2.72		\$10,382.52

LGP - LITTLE GREEN PHARMA FPO (ORDINARY FULLY PAID)

Date	Type	Quantity	Unit Price	Trade Value	Brokerage+GST	GST	CNote	Total Value
25-Jun-2021	Buy	10,000	\$0.8400	\$8,400.00	\$19.95	\$1.81	119871022	\$8,419.95
Sub Total					\$19.95	\$1.81		\$8,419.95

MSB - MESOBLAST LIMITED FPO (ORDINARY FULLY PAID)

Date	Type	Quantity	Unit Price	Trade Value	Brokerage+GST	GST	CNote	Total Value
15-Jun-2021	Buy	2,000	\$2.1600	\$4,320.00	\$19.95	\$1.81	119441521	\$4,339.95
Sub Total					\$19.95	\$1.81		\$4,339.95

NAB - NATIONAL AUST. BANK FPO (ORDINARY FULLY PAID)

Date	Type	Quantity	Unit Price	Trade Value	Brokerage+GST	GST	CNote	Total Value
08-Apr-2021	Buy	500	\$26.7700	\$13,385.00	\$29.95	\$2.72	116695249	\$13,414.95

Transaction Summary

1 JULY 2020 - 30 JUNE 2021



NAB - NATIONAL AUST. BANK FPO (ORDINARY FULLY PAID)								
Date	Type	Quantity	Unit Price	Trade Value	Brokerage+GST	GST	CNote	Total Value
10-Nov-2020	Buy	500	\$21.1700	\$10,585.00	\$29.95	\$2.72	108986215	\$10,614.95
Sub Total					\$59.90	\$5.44		\$24,029.90

NCM - NEWCREST MINING FPO (ORDINARY FULLY PAID)								
Date	Type	Quantity	Unit Price	Trade Value	Brokerage+GST	GST	CNote	Total Value
14-Oct-2020	Buy	500	\$31.3087	\$15,654.37	\$29.95	\$2.72	107620029	\$15,684.32
Sub Total					\$29.95	\$2.72		\$15,684.32

NDQ - BETASHARES NASDAQ100 ETF UNITS (BETASHARES NASDAQ 100 ETF)								
Date	Type	Quantity	Unit Price	Trade Value	Brokerage+GST	GST	CNote	Total Value
10-Nov-2020	Buy	1,000	\$26.9300	\$26,930.00	\$32.32	\$2.94	108957504	\$26,962.32
Sub Total					\$32.32	\$2.94		\$26,962.32

NIC - NICKELMINESLIMITED FPO (ORDINARY FULLY PAID)								
Date	Type	Quantity	Unit Price	Trade Value	Brokerage+GST	GST	CNote	Total Value
08-Apr-2021	Buy	2,000	\$1.3800	\$2,760.00	\$19.95	\$1.81	116695383	\$2,779.95
Sub Total					\$19.95	\$1.81		\$2,779.95

PLL - PIEDMONT LITHIUM LTD FPO (ORDINARY FULLY PAID)								
Date	Type	Quantity	Unit Price	Trade Value	Brokerage+GST	GST	CNote	Total Value
23-Apr-2021	Buy	5,000	\$.8675	\$4,337.50	\$19.95	\$1.81	117390192	\$4,357.45
Sub Total					\$19.95	\$1.81		\$4,357.45

PWH - PWR HOLDINGS LIMITED FPO (ORDINARY FULLY PAID)								
Date	Type	Quantity	Unit Price	Trade Value	Brokerage+GST	GST	CNote	Total Value
23-Apr-2021	Buy	1,000	\$6.2750	\$6,275.00	\$19.95	\$1.81	117390768	\$6,294.95
Sub Total					\$19.95	\$1.81		\$6,294.95

RMD - RESMED INC CDI 10:1 (CDI 10:1 FOREIGN EXEMPT NYSE)								
Date	Type	Quantity	Unit Price	Trade Value	Brokerage+GST	GST	CNote	Total Value
05-Nov-2020	Sell	-500	\$29.2154	-\$14,607.70	\$29.95	\$2.72	108720083	-\$14,577.75
20-Aug-2020	Buy	500	\$25.4500	\$12,725.00	\$29.95	\$2.72	104719649	\$12,754.95
Sub Total					\$59.90	\$5.44		-\$1,822.80

SUL - SUPER RET REP LTD FPO (ORDINARY FULLY PAID)								
Date	Type	Quantity	Unit Price	Trade Value	Brokerage+GST	GST	CNote	Total Value
15-Jun-2021	Sell	-1,000	\$13.2000	-\$13,200.00	\$29.95	\$2.72	119404027	-\$13,170.05

Transaction Summary

1 JULY 2020 - 30 JUNE 2021



SUL - SUPER RET REP LTD FPO (ORDINARY FULLY PAID)								
Date	Type	Quantity	Unit Price	Trade Value	Brokerage+GST	GST	CNote	Total Value
26-Oct-2020	Buy	1,000	\$11.6000	\$11,600.00	\$29.95	\$2.72	108216441	\$11,629.95
Sub Total					\$59.90	\$5.44		-\$1,540.10

VCX - VICINITY CENTRES STAPLED (FULLY PAID ORDINARY/UNITS STAPLED SECURITIES)								
Date	Type	Quantity	Unit Price	Trade Value	Brokerage+GST	GST	CNote	Total Value
20-Aug-2020	Sell	-5,000	\$1.2675	-\$6,337.50	\$19.95	\$1.81	104719052	-\$6,317.55
Sub Total					\$19.95	\$1.81		-\$6,317.55

Balance History

 Currency Australian Dollar

<< View: TLS, I*****0685 (DR SAM PTY LTD <DR SAM SUPER FUND A/C>)

 Balance as at date (dd/mm/yyyy) 30/06/2021

 Displaying Balance History as at **30 Jun 2021**

HIN/SRN EMP ID	Security Code	Closing Price (AUD)	Total Balance	Tradeable Balance	Total Value (AUD)
I*****0685	TLS	3.76	800	800	3,008.00

 Viewing 1 - 1 of 1
 Total Value: \$ 3,008.00

International Transactions - 2020-21

Date	Debit (USD)	Credit(USD)	Balances(USD)	Exchange rate(AUD)	Amount After Exchange rate(AUD)	Balances(AUD)	Descriptions	Total Value(USD)	Brokerage+GST(USD)	Total Value(AUD)	Brokerage+GST(AUD)	Per Unit cost(AUD)
17/06/2021	10,632.86		1966.67	0.7632	13931.94444	2,493.50	BUY 200.0000 SHARES OF PCH @ 53.000000ISIN# US7376301039	10600	32.86000	13888.8889	43.0556	69.4444
14/06/2021		5,972.81	12,599.53	0.7754	7,702.8759	16,425.4441	SELL 40.0000 SHARES OF TDOC @ 150.070000ISIN# US87918A1051	6002.8	-29.99000	7741.5527	-38.6768	193.5388
14/06/2021		3,952.77	6,626.72	0.7754	5,097.7173	8,722.5682	SELL 15.0000 SHARES OF WIX @ 264.850000ISIN# IL0011301780	3972.75	-19.98000	5123.4847	-25.7673	341.5656
18/03/2021	8,189.95		2673.95	0.7827	10,463.7153	3,624.8509	BUY 40.0000 SHARES OF TDOC @ 204.000000ISIN# US87918A1051	8160	29.95000	10425.4504	38.2650	260.6363
18/03/2021	4,552.50		10863.9	0.7827	5,816.4048	14,088.5662	BUY 15.0000 SHARES OF WIX @ 302.170000ISIN# IL0011301780	4532.55	19.95000	5790.9161	25.4887	386.0611
01/03/2021		15,416.40	15,416.40	0.7745	19,904.9709	19,904.9709	COMMONWEALTH BANK OF59552					



$$\$20,000 - \$19,904.97 = \$95.03$$

$$\text{Units } 200 * 53.310001 = 10,662.00$$



Income tax 551

Date generated	16/09/2022
Overdue	\$0.00
Not yet due	\$0.00
Balance	\$0.00

Transactions

4 results found - from **01 July 2020** to **30 June 2021** sorted by **processed date** ordered **newest to oldest**

Processed date	Effective date	Description	Debit (DR)	Credit (CR)	Balance
30 Sep 2020	30 Sep 2020	General interest charge			\$0.00
30 Sep 2020	29 Sep 2020	Payment received		\$194.00	\$0.00
30 Sep 2020	1 Jul 2020	General interest charge			\$194.00 DR
22 Sep 2020	30 Jun 2020	Tax return Self Man Superfund - Income Tax for the period from 01 Jul 18 to 30 Jun 19	\$194.00		\$194.00 DR

$\$259 - \$65 = \$194$



Activity statement 001

Date generated	16/09/2022
Overdue	\$0.00
Not yet due	\$0.00
Balance	\$0.00

Transactions

8 results found - from **01 April 2020** to **01 October 2021** sorted by **processed date** ordered **newest to oldest**

Processed date	Effective date	Description	Debit (DR)	Credit (CR)	Balance
2 Aug 2021	2 Aug 2021	General interest charge			\$1,408.00 DR
1 Aug 2021	28 Jul 2021	Original Activity Statement for the period ending 30 Jun 21 - PAYG Instalments	\$704.00		\$1,408.00 DR
3 May 2021	3 May 2021	General interest charge		\$1408	\$704.00 DR
2 May 2021	28 Apr 2021	Original Activity Statement for the period ending 31 Mar 21 - PAYG Instalments	\$704.00		\$704.00 DR
7 Apr 2021	7 Apr 2021	General interest charge			\$0.00
7 Apr 2021	6 Apr 2021	Payment received		\$704.00	\$0.00
1 Apr 2021	1 Apr 2021	General interest charge			\$704.00 DR
7 Mar 2021	2 Mar 2021	Original Activity Statement for the period ending 31 Dec 20 - PAYG Instalments	\$704.00		\$704.00 DR

P - PRIOR YEAR

Financial statements and reports for the year ended 30 June 2020

Dr Sam Superannuation Fund

Prepared for: Sarath Jayawardana and Luckmalie Jayawardana

Operating Statement

Statement of Financial Position

Notes to the Financial Statements

Trustees Declaration

Statement of Taxable Income

Members Statement

Investment Summary

Market Movement

CGT Register

Investment Income

Realised Capital Gains

Unrealised Capital Gains

Trustee Minute / Resolution

Trial Balance

Dr Sam Superannuation Fund
Operating Statement

For the year ended 30 June 2020



	Note	2020 \$	2019 \$
Income			
Investment Income			
Dividends Received	5	149	152
Interest Received		869	2,276
Investment Gains			
Changes in Market Values	6	14,895	984
Contribution Income			
Employer Contributions		0	20,000
Personal Concessional		2,920	0
Personal Non Concessional		0	1,320
Other Income			
Foreign Exchange Profits/ Losses		0	4
Total Income		<u>18,833</u>	<u>24,736</u>
Expenses			
Accountancy Fees		0	935
ATO Supervisory Levy		0	259
Auditor's Remuneration		0	330
Bank Charges		35	0
Investment Expenses		4,999	0
		<u>5,034</u>	<u>1,524</u>
Total Expenses		<u>5,034</u>	<u>1,524</u>
Benefits accrued as a result of operations before income tax			
		<u>13,799</u>	<u>23,212</u>
Income Tax Expense		(55)	(65)
Benefits accrued as a result of operations		<u>13,854</u>	<u>23,277</u>

The accompanying notes form part of these financial statements.

Refer to compilation report

Dr Sam Superannuation Fund
Statement of Financial Position



As at 30 June 2020

	Note	2020 \$	2019 \$
Assets			
Investments			
Shares in Listed Companies (Australian)	2	57,149	3,080
Stapled Securities	3	7,150	0
Total Investments		<u>64,299</u>	<u>3,080</u>
Other Assets			
NAB Cash Management #8075		21,631	169,467
Commonwealth CDIA #3509		0	15,316
St. George Term Deposit #1046		0	53,299
Commonwealth Direct Investment Account #7781		9,031	0
Q Bank Term Deposit		160,000	0
Income Tax Refundable		120	65
Total Other Assets		<u>190,782</u>	<u>238,147</u>
Total Assets		<u>255,081</u>	<u>241,227</u>
Net assets available to pay benefits		<u>255,081</u>	<u>241,227</u>
Represented by:			
Liability for accrued benefits allocated to members' accounts			
Jayawardana, Sarath - Accumulation		146,942	137,950
Jayawardana, Luckmalie - Accumulation		108,139	103,277
Total Liability for accrued benefits allocated to members' accounts		<u>255,081</u>	<u>241,227</u>

The accompanying notes form part of these financial statements.

Refer to compilation report

Dr Sam Superannuation Fund
Notes to the Financial Statements

For the year ended 30 June 2020



Note 1: Summary of Significant Accounting Policies

The trustees have prepared the financial statements on the basis that the Superannuation Fund is not a reporting entity because it is not publicly accountable and is not required by law or governing document to prepare financial statements that comply with Australian Accounting Standards. The financial statements are therefore special purpose financial statements that have been prepared in order to meet the requirements of the Superannuation Industry (Supervision) Act 1993 and associated Regulations, the trust deed of the Fund and the needs of members.

The financial statements have been prepared on a cash basis and are based on historical costs, except for investments which have been measured at market value.

The following significant accounting policies, which are consistent with the policies applied in the previous period unless otherwise stated, have been adopted in the preparation of the financial statements.

The financial statements were authorised for issue by the Trustee(s).

a. Measurement of Investments

The Fund initially recognises:

- (i) an investment when it controls the future economic benefits expected to flow from the asset. For financial assets, the trade date is considered to be the date on which control of the future economic benefits attributable to the asset passes to the Fund; and
- (ii) a financial liability on the date it becomes a party to the contractual provisions of the instrument.

Investments of the Fund have been measured at market value, which refers to the amount that a willing buyer could reasonably be expected to pay to acquire an asset from a willing seller if the following assumptions were made:

- that the buyer and the seller deal with each other at arm's length in relation to the sale;
- that the sale occurred after proper marketing of the asset; and
- that the buyer and the seller acted knowledgeably and prudentially in relation to the sale.

Market value has been determined as follows:

- (i) shares and other securities listed on the Australian Securities Exchange by reference to the relevant market quotations at the end of the reporting period;
- (ii) units in managed funds by reference to the unit redemption price at the end of the reporting period;
- (iii) fixed-interest securities by reference to the redemption price at the end of the reporting period;
- (iv) unlisted investments are stated at trustees' assessment based on estimated market value at balance date or where necessary, an external valuer's opinion; and
- (v) investment properties at the trustees' assessment of the market value or where necessary a qualified independent valuer's opinion at the end of reporting period.

Financial liabilities, such as trade creditors and other payables, are measured at the gross value of the outstanding balance at the end of the reporting period. The trustees have determined that the gross values of the Fund's financial liabilities is equivalent to their market values. Any remeasurement changes in the gross values of non-current financial liabilities (including liabilities for members' accrued benefits) are recognised in the operating statement in the periods in which they occur.

b. Cash and Cash Equivalents

Cash and cash equivalents include cash on hand and at call, deposits with banks and short-term, highly liquid investments that are readily convertible to cash and subject to an insignificant risk of change in value.

c. Revenue

Revenue is recognised to the extent that it is probable that the economic benefits will flow to the Fund and the revenue can be reliably measured. Revenue is recognised at the fair value of the consideration received or receivable.

Dr Sam Superannuation Fund
Notes to the Financial Statements

For the year ended 30 June 2020



Interest revenue

Interest revenue is recognised in respect of fixed-interest securities, and cash and cash equivalent balances. Interest revenue is recognised upon receipt.

Dividend revenue

Dividend revenue is recognised when the dividend has been paid or, in the case of dividend reinvestment schemes, when the dividend is credited to the benefit of the fund.

Rental revenue

Rental revenue arising from operating leases on investment properties is recognised upon receipt.

Distribution revenue

Distributions from unit trusts and managed funds are recognised as at the date the unit value is quoted ex-distribution and if not received at the end of the reporting period, are reflected in the statement of financial position as a receivable at market value.

Remeasurement changes in market values

Remeasurement changes in the market values of assets are recognised as income and determined as the difference between the market value at year-end or consideration received (if sold during the year) and the market value as at the prior year-end or cost (if acquired during the period).

Contributions

Contributions and transfers in are recognised when the control and the benefits from the revenue have been attained and are recorded by the Fund, gross of any taxes, in the period to which they relate.

d. Liability for Accrued Benefits

The liability for accrued benefits represents the Fund's present obligation to pay benefits to members and beneficiaries, and has been calculated as the difference between the carrying amount of the assets and the carrying amount of the other payables and income tax liabilities as at the end of the reporting period.

e. Critical Accounting Estimates and Judgements

The preparation of financial statements requires the trustees to make judgements, estimates and assumptions that affect the application of accounting policies and the reported amounts of assets and liabilities, income and expenses. Actual results may differ from these estimates.

Estimates and underlying assumptions are reviewed on an ongoing basis. Revisions to accounting estimates are recognised in the period in which the estimate is revised and in any future period affected.

Note 2: Shares in Listed Companies (Australian)

	2020 \$	2019 \$
Ansell Limited	18,350	0
Bravura Solutions Limited.	6,750	0
Fortescue Metals Group Ltd	13,850	0
James Hardie Industries Plc	13,760	0
Lynas Rare Earths Limited	1,935	0
Telstra Corporation Limited.	2,504	3,080

Refer to compilation report

Dr Sam Superannuation Fund
Notes to the Financial Statements

For the year ended 30 June 2020



	57,149	3,080
Note 3: Stapled Securities		
	2020	2019
	\$	\$
Vicinity Centres	7,150	0
	7,150	0
Note 4: Banks and Term Deposits		
	2020	2019
	\$	\$
Banks		
Commonwealth CDIA #3509	0	15,316
Commonwealth Direct Investment Account #7781	9,031	0
NAB Cash Management #8075	21,631	169,467
St. George Term Deposit #1046	0	53,299
	30,662	238,082
	2020	2019
	\$	\$
Term Deposits		
Q Bank Term Deposit	160,000	0
	160,000	0
Note 5: Dividends		
	2020	2019
	\$	\$
Resmed Inc	21	0
Telstra Corporation Limited	128	152
	149	152
Note 6: Changes in Market Values		
Unrealised Movements in Market Value		
	2020	2019
	\$	\$
Shares in Listed Companies (Australian)		
Ansell Limited	3,948	0

Notes to the Financial Statements

For the year ended 30 June 2020

Bravura Solutions Limited.	250	0
Fortescue Metals Group Ltd	4,260	0
James Hardie Industries Plc	5,425	0
Lynas Rare Earths Limited	5	0
Telstra Corporation Limited.	(576)	984
	<hr/>	<hr/>
	13,313	984
	<hr/>	<hr/>
Stapled Securities		
Vicinity Centres	(295)	0
	<hr/>	<hr/>
	(295)	0
	<hr/>	<hr/>
Total Unrealised Movement	13,018	984
	<hr/>	<hr/>
Realised Movements in Market Value		
	2020	2019
	\$	\$
Shares in Listed Companies (Australian)		
Coles Group Limited.	470	0
Resmed Inc	1,407	0
	<hr/>	<hr/>
	1,877	0
	<hr/>	<hr/>
Total Realised Movement	1,877	0
	<hr/>	<hr/>
Changes in Market Values	14,895	984
	<hr/>	<hr/>

Dr Sam Superannuation Fund

Trustees Declaration

The trustees have determined that the fund is not a reporting entity and that the special purpose financial statements should be prepared in accordance with the accounting policies described in Note 1 to the financial statements.

The trustees declare that:

- (i) the financial statements and notes to the financial statements for the year ended 30 June 2020 present fairly, in all material respects, the financial position of the superannuation fund at 30 June 2020 and the results of its operations for the year ended on that date in accordance with the accounting policies described in Note 1 to the financial statements;
- (ii) the financial statements and notes to the financial statements have been prepared in accordance with the requirements of the trust deed; and
- (iii) the operation of the superannuation fund has been carried out in accordance with its trust deed and in compliance with the requirements of the Superannuation Industry (Supervision) Act 1993 and associated Regulations during the year ended 30 June 2020.

Specifically, the trustees declare that:

- in accordance with s120 of the Superannuation Industry (Supervision) Act 1993, no individual trustee has been or is a disqualified person;
- the fund has satisfactory title to all assets, all assets are unencumbered and free from charge as prescribed by s50 of the Superannuation Industry (Supervision) Act 1993 and reg13.14 of the Superannuation Industry (Supervision) Act 1994; and
- to the knowledge of the trustees, there have been no events or transactions subsequent to the balance date which could have a material impact on the fund. Where such events have occurred, the effect of such events has been accounted and noted in the fund's financial statements.

Signed in accordance with a resolution of the trustees by:

.....
Sarath Jayawardana

Trustee

.....
Luckmalie Jayawardana

Trustee

Dated this day of

Dr Sam Superannuation Fund
Statement of Taxable Income



For the year ended 30 June 2020

	2020
	\$
Benefits accrued as a result of operations	13,799.00
Less	
Increase in MV of investments	13,018.00
Realised Accounting Capital Gains	1,878.00
	<u>14,896.00</u>
Add	
Franking Credits	55.00
	<u>55.00</u>
SMSF Annual Return Rounding	(1.00)
	<u>(1,043.00)</u>
Taxable Income or Loss	<u>(1,043.00)</u>
Income Tax on Taxable Income or Loss	0.00
Less	
Franking Credits	54.86
	<u>(54.86)</u>
CURRENT TAX OR REFUND	<u>(54.86)</u>
Supervisory Levy	259.00
	<u>204.14</u>
AMOUNT DUE OR REFUNDABLE	<u>204.14</u>

Dr Sam Superannuation Fund Members Statement



Sarath Gunaseela Jayawardana
421 Riverton Drive East
SHELLEY, Western Australia, 6148, Australia

Your Details

Date of Birth :		Provided	Nominated Beneficiaries:	N/A
Age:		63	Nomination Type:	N/A
Tax File Number:		Provided	Vested Benefits:	146,942
Date Joined Fund:		01/07/2016	Total Death Benefit:	146,942
Service Period Start Date:		01/07/1998		
Date Left Fund:				
Member Code:		JAYSAR00001A		
Account Start Date:		01/07/2016		
Account Phase:		Accumulation Phase		
Account Description:		Accumulation		

Your Balance

Total Benefits	146,942
<u>Preservation Components</u>	
Preserved	146,942
Unrestricted Non Preserved	
Restricted Non Preserved	
<u>Tax Components</u>	
Tax Free	17,924
Taxable	129,018
Investment Earnings Rate	5%

Your Detailed Account Summary

	This Year	Last Year
Opening balance at 01/07/2019	137,950	125,279
<u>Increases to Member account during the period</u>		
Employer Contributions		10,000
Personal Contributions (Concessional)	2,920	
Personal Contributions (Non Concessional)		1,320
Government Co-Contributions		
Other Contributions		
Proceeds of Insurance Policies		
Transfers In		
Net Earnings	6,259	1,125
Internal Transfer In		
<u>Decreases to Member account during the period</u>		
Pensions Paid		
Contributions Tax	438	1,500
Income Tax	(251)	(1,725)
No TFN Excess Contributions Tax		
Excess Contributions Tax		
Refund Excess Contributions		
Division 293 Tax		
Insurance Policy Premiums Paid		
Management Fees		
Member Expenses		
Benefits Paid/Transfers Out		
Superannuation Surcharge Tax		
Internal Transfer Out		
Closing balance at 30/06/2020	146,942	137,949

Dr Sam Superannuation Fund Members Statement



Luckmalie Jayawardana
421 Riverton Drive East
SHELLEY, Western Australia, 6148, Australia

Your Details

Date of Birth :	Provided	Nominated Beneficiaries:	N/A
Age:	58	Nomination Type:	N/A
Tax File Number:	Provided	Vested Benefits:	108,139
Date Joined Fund:	01/07/2016	Total Death Benefit:	108,139
Service Period Start Date:			
Date Left Fund:			
Member Code:	JAYLUC00001A		
Account Start Date:	01/07/2016		
Account Phase:	Accumulation Phase		
Account Description:	Accumulation		

Your Balance

Total Benefits	108,139
<u>Preservation Components</u>	
Preserved	108,139
Unrestricted Non Preserved	
Restricted Non Preserved	
<u>Tax Components</u>	
Tax Free	12,760
Taxable	95,379
Investment Earnings Rate	5%

Your Detailed Account Summary

	This Year	Last Year
Opening balance at 01/07/2019	103,277	92,671
<u>Increases to Member account during the period</u>		
Employer Contributions		10,000
Personal Contributions (Concessional)		
Personal Contributions (Non Concessional)		
Government Co-Contributions		
Other Contributions		
Proceeds of Insurance Policies		
Transfers In		
Net Earnings	4,675	831
Internal Transfer In		
<u>Decreases to Member account during the period</u>		
Pensions Paid		
Contributions Tax		1,500
Income Tax	(187)	(1,275)
No TFN Excess Contributions Tax		
Excess Contributions Tax		
Refund Excess Contributions		
Division 293 Tax		
Insurance Policy Premiums Paid		
Management Fees		
Member Expenses		
Benefits Paid/Transfers Out		
Superannuation Surcharge Tax		
Internal Transfer Out		
Closing balance at 30/06/2020	108,139	103,277

Dr Sam Superannuation Fund Investment Summary Report



As at 30 June 2020

Investment	Units	Market Price	Market Value	Average Cost	Accounting Cost	Unrealised Gain/(Loss)	Gain/(Loss)%	Portfolio Weight%
Cash/Bank Accounts								
Commonwealth CDIA #3509		0.020000	0.02	0.02	0.02			0.00 %
Commonwealth Direct Investment Account #7781		9,030.960000	9,030.96	9,030.96	9,030.96			3.54 %
NAB Cash Management #8075		21,630.980000	21,630.98	21,630.98	21,630.98			8.48 %
Q Bank Term Deposit		160,000.000000	160,000.00	160,000.00	160,000.00			62.75 %
			190,661.96		190,661.96			74.78 %
Shares in Listed Companies (Australian)								
ANN.AX Ansell Limited	500.00	36.700000	18,350.00	28.80	14,401.75	3,948.25	27.42 %	7.20 %
BVS.AX Bravura Solutions Limited.	1,500.00	4.500000	6,750.00	4.33	6,499.95	250.05	3.85 %	2.65 %
FMG.AX Fortescue Metals Group Ltd	1,000.00	13.850000	13,850.00	9.59	9,589.95	4,260.05	44.42 %	5.43 %
JHX.AX James Hardie Industries Plc	500.00	27.520000	13,760.00	16.67	8,334.59	5,425.41	65.10 %	5.40 %
LYC.AX Lynas Rare Earths Limited	1,000.00	1.935000	1,935.00	1.93	1,929.95	5.05	0.26 %	0.76 %
TLS.AX Telstra Corporation Limited.	800.00	3.130000	2,504.00	3.70	2,960.00	(456.00)	(15.41) %	0.98 %
			57,149.00		43,716.19	13,432.81	30.73 %	22.41 %
Stapled Securities								
VCX.AX Vicinity Centres	5,000.00	1.430000	7,150.00	1.49	7,444.95	(294.95)	(3.96) %	2.80 %
			7,150.00		7,444.95	(294.95)	(3.96) %	2.80 %
			254,960.96		241,823.10	13,137.86	5.43 %	100.00 %

Dr Sam Superannuation Fund Market Movement Report



As at 30 June 2020

Investment	Date	Description	Unrealised				Realised			Total
			Units	Accounting Cost Movement	Market Movement	Depreciation	Balance	Consideration	Accounting Cost Base	
ANN.AX - Ansell Limited										
	06/04/2020	Purchase	500.00	14,401.75	0.00	0.00	14,401.75	0.00	0.00	0.00
	30/06/2020	Revaluation	0.00	0.00	3,948.25	0.00	18,350.00	0.00	0.00	0.00
	30/06/2020		500.00	14,401.75	3,948.25	0.00	18,350.00	0.00	0.00	0.00
BVS.AX - Bravura Solutions Limited.										
	30/06/2020	Purchase	1,500.00	6,499.95	0.00	0.00	6,499.95	0.00	0.00	0.00
	30/06/2020	Revaluation	0.00	0.00	250.05	0.00	6,750.00	0.00	0.00	0.00
	30/06/2020		1,500.00	6,499.95	250.05	0.00	6,750.00	0.00	0.00	0.00
COL.AX - Coles Group Limited.										
	12/05/2020	Purchase	500.00	7,644.95	0.00	0.00	7,644.95	0.00	0.00	0.00
	22/06/2020	Disposal	(500.00)	(7,644.95)	0.00	0.00	0.00	8,115.07	7,644.95	470.12
	30/06/2020		0.00	0.00	0.00	0.00	0.00	8,115.07	7,644.95	470.12
FMG.AX - Fortescue Metals Group Ltd										
	13/03/2020	Purchase	1,000.00	9,589.95	0.00	0.00	9,589.95	0.00	0.00	0.00
	30/06/2020	Revaluation	0.00	0.00	4,260.05	0.00	13,850.00	0.00	0.00	0.00
	30/06/2020		1,000.00	9,589.95	4,260.05	0.00	13,850.00	0.00	0.00	0.00
JHX.AX - James Hardie Industries Plc										
	25/03/2020	Purchase	500.00	8,334.59	0.00	0.00	8,334.59	0.00	0.00	0.00
	30/06/2020	Revaluation	0.00	0.00	5,425.41	0.00	13,760.00	0.00	0.00	0.00
	30/06/2020		500.00	8,334.59	5,425.41	0.00	13,760.00	0.00	0.00	0.00
LYC.AX - Lynas Rare Earths Limited										
	16/06/2020	Purchase	1,000.00	1,929.95	0.00	0.00	1,929.95	0.00	0.00	0.00
	30/06/2020	Revaluation	0.00	0.00	5.05	0.00	1,935.00	0.00	0.00	0.00
	30/06/2020		1,000.00	1,929.95	5.05	0.00	1,935.00	0.00	0.00	0.00
RMD.AX - Resmed Inc										
	06/04/2020	Purchase	500.00	11,729.95	0.00	0.00	11,729.95	0.00	0.00	0.00
	26/06/2020	Disposal	(500.00)	(11,729.95)	0.00	0.00	0.00	13,137.38	11,729.95	1,407.43
	30/06/2020		0.00	0.00	0.00	0.00	0.00	13,137.38	11,729.95	1,407.43
TLS.AX - Telstra Corporation Limited.										
	01/07/2019	Opening Balance	800.00	0.00	0.00	0.00	3,080.00	0.00	0.00	0.00
	30/06/2020	Revaluation	0.00	0.00	(576.00)	0.00	2,504.00	0.00	0.00	0.00
	30/06/2020		800.00	0.00	(576.00)	0.00	2,504.00	0.00	0.00	0.00

Dr Sam Superannuation Fund
Market Movement Report



As at 30 June 2020

Investment	Date	Description	Unrealised				Realised			Total
			Units	Accounting Cost Movement	Market Movement	Depreciation	Balance	Consideration	Accounting Cost Base	
VCX.AX - Vicinity Centres										
	26/06/2020	Purchase	5,000.00	7,444.95	0.00	0.00	7,444.95	0.00	0.00	0.00
	30/06/2020	Revaluation	0.00	0.00	(294.95)	0.00	7,150.00	0.00	0.00	0.00
	30/06/2020		5,000.00	7,444.95	(294.95)	0.00	7,150.00	0.00	0.00	0.00
Total Market Movement					13,017.86				1,877.55	14,895.41

Dr Sam Superannuation Fund
Investment Income Report



As at 30 June 2020

Investment	Total Income	Franked	Unfranked	Interest/ Other	Franking Credits	Foreign Income	Foreign Credits * 1	Assessable Income (Excl. Capital Gains) * 2	TFN Credits	Other Deductions	Distributed Capital Gains	Non- Assessable Payments
Bank Accounts												
Commonwealth CDIA #3509	5.30			5.30	0.00	0.00	0.00	5.30			0.00	0.00
Commonwealth Direct Investment Account #7781	11.97			11.97	0.00	0.00	0.00	11.97			0.00	0.00
NAB Cash Management #8075	265.58			265.58	0.00	0.00	0.00	265.58			0.00	0.00
St. George Term Deposit #1046	585.66			585.66	0.00	0.00	0.00	585.66			0.00	0.00
	868.51			868.51	0.00	0.00	0.00	868.51			0.00	0.00
Shares in Listed Companies (Australian)												
RMD.AX Resmed Inc	21.13						21.13	21.13		0.00		
TLS.AX Telstra Corporation Limited	128.00	128.00	0.00		54.86			182.86		0.00		
	149.13	128.00	0.00		54.86		21.13	203.99		0.00		
	1,017.64	128.00	0.00	868.51	54.86		21.13	1,072.50		0.00	0.00	0.00

Assessable Income (Excl. Capital Gains) **1,072.50**

Net Capital Gain **0.00**

Total Assessable Income 1,072.50

* 1 Includes foreign credits from foreign capital gains.

* 2 Assessable Income in the SMSF Annual Return will be different as capital gains and losses from disposals of assets have not been included.

For a breakdown of Distributed Capital Gains and Non-Assessable Payments refer to Distributions Reconciliation Report.

Dr Sam Superannuation Fund
Realised Capital Gains Report



For The Period 01 July 2019 - 30 June 2020

Investment		Accounting Treatment				Tax Treatment						
Purchase Contract Date	Disposal Contract Date	Units	Cost	Proceeds	Accounting Profit/(Loss)	Adjusted Cost Base	Reduced Cost Base	Indexed Cost Base	Indexed Gains	Discounted Gains (Gross)	Other Gains	Capital Loss
Shares in Listed Companies (Australian)												
COL.AX - Coles Group Limited.												
08/05/2020	18/06/2020	500.00	7,644.95	8,115.07	470.12	7,644.95	7,644.95	0.00	0.00	0.00	470.12	0.00
		500.00	7,644.95	8,115.07	470.12	7,644.95	7,644.95	0.00	0.00	0.00	470.12	0.00
RMD.AX - Resmed Inc												
02/04/2020	24/06/2020	500.00	11,729.95	13,137.38	1,407.43	11,729.95	11,729.95	0.00	0.00	0.00	1,407.43	0.00
		500.00	11,729.95	13,137.38	1,407.43	11,729.95	11,729.95	0.00	0.00	0.00	1,407.43	0.00
		1,000.00	19,374.90	21,252.45	1,877.55	19,374.90	19,374.90	0.00	0.00	0.00	1,877.55	0.00
		1,000.00	19,374.90	21,252.45	1,877.55	19,374.90	19,374.90	0.00	0.00	0.00	1,877.55	0.00

Dr Sam Superannuation Fund
Unrealised Capital Gains Report



As at 30 June 2020

Investment	Units	Cost	Tax Deferred /Depreciation	CGT Cost Base	Market Value	Projected Profit /Loss	Taxable Profit Indexation	Taxable Profit Discounted	Taxable Profit Notional
Shares in Listed Companies (Australian)									
ANN.AX - Ansell Limited	500.00	14,401.75	0.00	14,401.75	18,350.0000	3,948.25	0.00	0.00	0.00
BVS.AX - Bravura Solutions Limited.	1,500.00	6,499.95	0.00	6,499.95	6,750.0000	250.05	0.00	0.00	0.00
FMG.AX - Fortescue Metals Group Ltd	1,000.00	9,589.95	0.00	9,589.95	13,850.0000	4,260.05	0.00	0.00	0.00
JHX.AX - James Hardie Industries Plc	500.00	8,334.59	0.00	8,334.59	13,760.0000	5,425.41	0.00	0.00	0.00
LYC.AX - Lynas Rare Earths Limited	1,000.00	1,929.95	0.00	1,929.95	1,935.0000	5.05	0.00	0.00	0.00
TLS.AX - Telstra Corporation Limited.	800.00	2,960.00	0.00	2,960.00	2,504.0000	(456.00)	0.00	0.00	0.00
		43,716.19	0.00	43,716.19	57,149.0000	13,432.81	0.00	0.00	0.00
Stapled Securities									
VCX.AX - Vicinity Centres	5,000.00	7,444.95	0.00	7,444.95	7,150.0000	(294.95)	0.00	0.00	0.00
		7,444.95	0.00	7,444.95	7,150.0000	(294.95)	0.00	0.00	0.00
		51,161.14	0.00	51,161.14	64,299.0000	13,137.86	0.00	0.00	0.00

Memorandum of Resolutions of

Sarath Jayawardana and Luckmalie Jayawardana

ATF Dr Sam Superannuation Fund

FINANCIAL STATEMENTS OF SUPERANNUATION FUND:

It was resolved that the financial statements would be prepared as special purpose financial statements as, in the opinion of the trustee(s), the Superannuation Fund is a non-reporting entity and therefore is not required to comply with all Australian Accounting Standards.

It was further resolved that the financial statements and notes to the financial statements of the Superannuation Fund in respect of the year ended 30 June 2020 thereon be adopted.

TRUSTEE'S DECLARATION:

It was resolved that the trustee's declaration of the Superannuation Fund be signed.

ANNUAL RETURN:

Being satisfied that the Fund had complied with the requirements of the Superannuation Industry (Supervision) Act 1993 (SISA) and Regulations during the year ended 30 June 2020, it was resolved that the annual return be approved, signed and lodged with the Australian Taxation Office.

TRUST DEED:

It was resolved that the advice received from the Fund's legal adviser confirming that the fund's trust deed is consistent with all relevant superannuation and trust law.

INVESTMENT STRATEGY:

The allocation of the Fund's assets and the Fund's investment performance over the financial year were reviewed and found to be within the acceptable ranges outlined in the investment strategy. After considering the risk, rate of return, diversification and liquidity of the investments and the ability of the Fund to discharge its existing liabilities, it was resolved that the investment strategy continues to reflect the purposes and circumstances of the Fund and its members. Accordingly, no changes in the investment strategy were required.

INVESTMENT – PERSONAL USE:

It was confirmed that no investments or assets were used by the member(s) for personal purposes.

INSURANCE COVER:

The trustee(s) reviewed the current life and total and permanent disability insurance coverage on offer to the members and resolved that the current insurance arrangements were appropriate for the Fund.

ALLOCATION OF INCOME:

It was resolved that the income of the Fund would be allocated to the members based on their average daily balance (an alternative allocation basis may be percentage of opening balance).

INVESTMENT ACQUISITIONS:

It was resolved to ratify the investment acquisitions throughout the financial year ended 30 June 2020.

INVESTMENT DISPOSALS:

It was resolved to ratify the investment disposals throughout the financial year ended 30 June 2020.

AUDITORS:

It was resolved that

Super Audits Pty Ltd

of

PO Box 3376, RUNDLE MALL, South Australia 5000

act as auditors of the Fund for the next financial year.

**Memorandum of Resolutions of
Sarath Jayawardana and Luckmalie Jayawardana
ATF Dr Sam Superannuation Fund**

TAX AGENTS: It was resolved that

Mora Wealth Accountants Pty Ltd

act as tax agents of the Fund for the next financial year.

TRUSTEE STATUS: Each of the trustee(s) confirmed that they are qualified to act as trustee(s) of the Fund and that they are not disqualified persons as defined by s 120 of the SISA.

CONTRIBUTIONS RECEIVED: It was resolved that the contributions during the year be allocated to members on the basis of the schedule provided by the principal Fund employer.

ACCEPTANCE OF ROLLOVERS: The trustee has ensured that any rollover made to the Fund, meets the requirements of the Fund's deed and does not breach the superannuation laws in relation to:

1. making rollover between Funds; and,
2. breaching the Fund or the member investment strategy.

The trustee has reviewed the rollover and received advice that the rollover is in accordance with the Trust Deed and the rules of the Fund and the superannuation laws. As such the trustee has resolved to accept the rollover on behalf of the member.

PAYMENT OF BENEFITS: The trustee has ensured that any payment of benefits made from the Fund, meets the requirements of the Fund's deed and does not breach the superannuation laws in relation to:

1. making payments to members; and,
2. breaching the Fund or the member investment strategy.

The trustee has reviewed the payment of the benefit and received advice that the transfer is in accordance with the Deed and the superannuation laws. As such the trustee has resolved to allow the payment of the benefits on behalf of the member.

CLOSURE: Signed as a true record –

.....
Sarath Jayawardana
/ /

.....
Luckmalie Jayawardana
/ /

Trial Balance

As at 30 June 2020

Last Year	Code	Account Name	Units	Debits \$	Credits \$
	23900	Dividends Received			
	23900/RMD.AX	Resmed Inc			21.13
(152.00)	23900/TLS.AX	Telstra Corporation Limited			128.00
	24200	Contributions			
(10,000.00)	24200/JAYLUC00001A	(Contributions) Jayawardana, Luckmalie - Accumulation			
(11,320.00)	24200/JAYSAR00001A	(Contributions) Jayawardana, Sarath - Accumulation			2,920.00
(984.00)	24700	Changes in Market Values of Investments			14,895.41
(3.87)	24951	Foreign Exchange Profits/ Losses			
	25000	Interest Received			
(38.24)	25000/CBA11583509	Commonwealth CDIA #3509			5.30
	25000/CBA24067781	Commonwealth Direct Investment Account #7781			11.97
(1,164.97)	25000/NAB457798075	NAB Cash Management #8075			265.58
(1,072.44)	25000/STG035529104 6	St. George Term Deposit #1046			585.66
935.00	30100	Accountancy Fees			
259.00	30400	ATO Supervisory Levy			
330.00	30700	Auditor's Remuneration			
	31500	Bank Charges		35.00	
	37500	Investment Expenses			
	37500/6201454011	Investment Expenses		4,999.00	
(65.14)	48500	Income Tax Expense			54.86
23,276.66	49000	Profit/Loss Allocation Account		13,853.91	
	50010	Opening Balance			
(92,671.09)	50010/JAYLUC00001A	(Opening Balance) Jayawardana, Luckmalie - Accumulation			103,277.17
(125,279.30)	50010/JAYSAR00001A	(Opening Balance) Jayawardana, Sarath - Accumulation			137,949.88
	52420	Contributions			
(10,000.00)	52420/JAYLUC00001A	(Contributions) Jayawardana, Luckmalie - Accumulation			0.00
(11,320.00)	52420/JAYSAR00001A	(Contributions) Jayawardana, Sarath - Accumulation			2,920.00
	53100	Share of Profit/(Loss)			

Trial Balance

As at 30 June 2020

Last Year	Code	Account Name	Units	Debits \$	Credits \$
(831.38)	53100/JAYLUC00001A	(Share of Profit/(Loss)) Jayawardana, Luckmalie - Accumulation			4,674.25
(1,125.28)	53100/JAYSAR00001A	(Share of Profit/(Loss)) Jayawardana, Sarath - Accumulation			6,259.66
	53330	Income Tax			
(1,274.70)	53330/JAYLUC00001A	(Income Tax) Jayawardana, Luckmalie - Accumulation			187.24
(1,725.30)	53330/JAYSAR00001A	(Income Tax) Jayawardana, Sarath - Accumulation			250.76
	53800	Contributions Tax			
1,500.00	53800/JAYLUC00001A	(Contributions Tax) Jayawardana, Luckmalie - Accumulation			0.00
1,500.00	53800/JAYSAR00001A	(Contributions Tax) Jayawardana, Sarath - Accumulation		438.00	
	60400	Bank Accounts			
15,316.17	60400/CBA11583509	Commonwealth CDIA #3509		0.02	
	60400/CBA24067781	Commonwealth Direct Investment Account #7781		9,030.96	
169,466.70	60400/NAB457798075	NAB Cash Management #8075		21,630.98	
53,299.04	60400/STG035529104 6	St. George Term Deposit #1046			0.00
	60800	Term Deposit			
	60800/CUS1061034	Q Bank Term Deposit		160,000.00	
	77600	Shares in Listed Companies (Australian)			
	77600/ANN.AX	Ansell Limited	500.0000	18,350.00	
	77600/BVS.AX	Bravura Solutions Limited.	1,500.0000	6,750.00	
	77600/FMG.AX	Fortescue Metals Group Ltd	1,000.0000	13,850.00	
	77600/JHX.AX	James Hardie Industries Plc	500.0000	13,760.00	
	77600/LYC.AX	Lynas Rare Earths Limited	1,000.0000	1,935.00	
3,080.00	77600/TLS.AX	Telstra Corporation Limited.	800.0000	2,504.00	
	78000	Stapled Securities			
	78000/VCX.AX	Vicinity Centres	5,000.0000	7,150.00	
65.14	85000	Income Tax Payable/Refundable		120.00	
				274,406.87	274,406.87

Current Year Profit/(Loss): 13,799.05

Signature as prescribed in tax return

Self-managed superannuation fund annual return 2020

Who should complete this annual return?

Only self-managed superannuation funds (SMSFs) can complete this annual return. All other funds must complete the *Fund income tax return 2020* (NAT 71287).

- ❗ The *Self-managed superannuation fund annual return instructions 2020* (NAT 71606) (the instructions) can assist you to complete this annual return.
- ⊖ The SMSF annual return cannot be used to notify us of a change in fund membership. You must update fund details via ABR.gov.au or complete the Change of details for superannuation entities form (NAT 3036).

To complete this annual return

- Print clearly, using a BLACK pen only.
- Use BLOCK LETTERS and print one character per box.

S	M	I	T	H		S	T				
---	---	---	---	---	--	---	---	--	--	--	--
- Place in ALL applicable boxes.

- Postal address for annual returns:

Australian Taxation Office
GPO Box 9845
[insert the name and postcode
of your capital city]

For example;

Australian Taxation Office
GPO Box 9845
SYDNEY NSW 2001

Section A: Fund information

1 **Tax file number (TFN)**

- To assist processing, write the fund's TFN at the top of pages 3, 5, 7 and 9.

- ❗ The ATO is authorised by law to request your TFN. You are not obliged to quote your TFN but not quoting it could increase the chance of delay or error in processing your annual return. See the Privacy note in the Declaration.

2 **Name of self-managed superannuation fund (SMSF)**

Dr Sam Superannuation Fund

3 **Australian business number (ABN)** (if applicable)

4 **Current postal address**

PO Box 1389

Suburb/town

WANGARA

State/territory

WA

Postcode

6947

5 **Annual return status**

Is this an amendment to the SMSF's 2020 return?

A No Yes

Is this the first required return for a newly registered SMSF?

B No Yes

Signature as prescribed in tax return

Tax File Number

Provided

6 SMSF auditor

Auditor's name

Title: Mr Mrs Miss Ms Other

Family name

Boys

First given name

Anthony

Other given names

William

SMSF Auditor Number

100014140

Auditor's phone number

61410712708

Postal address

PO Box 3376

Suburb/town

RUNDLE MALL

State/territory

SA

Postcode

5000

Date audit was completed

A

Day

26

Month

05

Year

2021

Was Part A of the audit report qualified?

B

No

Yes

Was Part B of the audit report qualified?

C

No

Yes

If Part B of the audit report was qualified,
have the reported issues been rectified?

D

No

Yes

7 Electronic funds transfer (EFT)

We need your self-managed super fund's financial institution details to pay any super payments and tax refunds owing to you.

A Fund's financial institution account details

This account is used for super contributions and rollovers. Do not provide a tax agent account here.

Fund BSB number

086138

Fund account number

457798075

Fund account name

SG and LLK Jayawardana

I would like my tax refunds made to this account. Go to C.**B Financial institution account details for tax refunds**

This account is used for tax refunds. You can provide a tax agent account here.

BSB number

Account number

Account name

C Electronic service address aliasProvide the electronic service address alias (ESA) issued by your SMSF messaging provider.
(For example, SMSFdataESAAlias). See instructions for more information.

Signature as prescribed in tax return

Tax File Number

Provided

- 8 Status of SMSF** Australian superannuation fund **A** No Yes Fund benefit structure **B** **A** Code
- Does the fund trust deed allow acceptance of the Government's Super Co-contribution and Low Income Super Amounts? **C** No Yes

9 Was the fund wound up during the income year?

No Yes If yes, provide the date on which the fund was wound up / / Have all tax lodgment and payment obligations been met? No Yes

10 Exempt current pension income

Did the fund pay retirement phase superannuation income stream benefits to one or more members in the income year?

To claim a tax exemption for current pension income, you must pay at least the minimum benefit payment under the law. Record exempt current pension income at Label **A**.

No Go to Section B: Income.

Yes Exempt current pension income amount **A** \$

Which method did you use to calculate your exempt current pension income?

Segregated assets method **B**

Unsegregated assets method **C** Was an actuarial certificate obtained? **D** Yes

Did the fund have any other income that was assessable?

E Yes Go to Section B: Income.

No Choosing 'No' means that you do not have any assessable income, including no-TFN quoted contributions. Go to Section C: Deductions and non-deductible expenses. (Do **not** complete Section B: Income.)

If you are entitled to claim any tax offsets, you can list these at Section D: Income tax calculation statement.

Signature as prescribed in tax return

Tax File Number

Section B: Income

Do not complete this section if all superannuation interests in the SMSF were supporting superannuation income streams in the retirement phase for the **entire year**, there was **no** other income that was assessable, and you **have not** realised a deferred notional gain. If you are entitled to claim any tax offsets, you can record these at Section D: Income tax calculation statement.

11 Income

Did you have a capital gains tax (CGT) event during the year? **G** No Yes

If the total capital loss or total capital gain is greater than \$10,000 or you elected to use the transitional CGT relief in 2017 and the deferred notional gain has been realised, complete and attach a *Capital gains tax (CGT) schedule 2020*.

Have you applied an exemption or rollover? **M** No Yes Code

Net capital gain **A** \$

Gross rent and other leasing and hiring income **B** \$

Gross interest **C** \$

Forestry managed investment scheme income **X** \$

Gross foreign income **D1** \$ Net foreign income **D** \$ Loss

Australian franking credits from a New Zealand company **E** \$

Transfers from foreign funds **F** \$ Number

Gross payments where ABN not quoted **H** \$

Gross distribution from partnerships **I** \$ Loss

*Unfranked dividend amount **J** \$

*Franked dividend amount **K** \$

*Dividend franking credit **L** \$

*Gross trust distributions **M** \$ Code

Calculation of assessable contributions

Assessable employer contributions **R1** \$

plus Assessable personal contributions **R2** \$

plus ****No-TFN-quoted contributions** **R3** \$
(an amount must be included even if it is zero)

less Transfer of liability to life insurance company or PST **R6** \$

Assessable contributions **R** \$
(R1 plus R2 plus R3 less R6)

Calculation of non-arm's length income

*Net non-arm's length private company dividends **U1** \$

plus *Net non-arm's length trust distributions **U2** \$

plus *Net other non-arm's length income **U3** \$

*Other income **S** \$ Code

*Assessable income due to changed tax status of fund **T** \$

Net non-arm's length income **U** \$
(subject to 45% tax rate) (U1 plus U2 plus U3)

#This is a mandatory label.
*If an amount is entered at this label, check the instructions to ensure the correct tax treatment has been applied.

GROSS INCOME **W** \$ Loss
(Sum of labels A to U)

Exempt current pension income **Y** \$

TOTAL ASSESSABLE INCOME **V** \$ Loss
(W less Y)

Signature as prescribed in tax return

Tax File Number

Section C: Deductions and non-deductible expenses

12 Deductions and non-deductible expenses

● Under 'Deductions' list all expenses and allowances you are entitled to claim a deduction for. Under 'Non-deductible expenses', list all other expenses or normally allowable deductions that you cannot claim as a deduction (for example, all expenses related to exempt current pension income should be recorded in the 'Non-deductible expenses' column).

	DEDUCTIONS		NON-DEDUCTIBLE EXPENSES
Interest expenses within Australia	A1 \$ <input style="width: 150px;" type="text"/>		A2 \$ <input style="width: 150px;" type="text"/>
Interest expenses overseas	B1 \$ <input style="width: 150px;" type="text"/>		B2 \$ <input style="width: 150px;" type="text"/>
Capital works expenditure	D1 \$ <input style="width: 150px;" type="text"/>		D2 \$ <input style="width: 150px;" type="text"/>
Decline in value of depreciating assets	E1 \$ <input style="width: 150px;" type="text"/>		E2 \$ <input style="width: 150px;" type="text"/>
Insurance premiums – members	F1 \$ <input style="width: 150px;" type="text"/>		F2 \$ <input style="width: 150px;" type="text"/>
SMSF auditor fee	H1 \$ <input style="width: 150px;" type="text"/>		H2 \$ <input style="width: 150px;" type="text"/>
Investment expenses	I1 \$ <input style="width: 150px;" type="text" value="4,999"/>		I2 \$ <input style="width: 150px;" type="text"/>
Management and administration expenses	J1 \$ <input style="width: 150px;" type="text" value="35"/>		J2 \$ <input style="width: 150px;" type="text"/>
Forestry managed investment scheme expense	U1 \$ <input style="width: 150px;" type="text"/>		U2 \$ <input style="width: 150px;" type="text"/>
Other amounts	L1 \$ <input style="width: 150px;" type="text"/>	Code <input style="width: 20px; height: 20px;" type="text"/>	L2 \$ <input style="width: 150px;" type="text"/>
Tax losses deducted	M1 \$ <input style="width: 150px;" type="text"/>		

TOTAL DEDUCTIONS

N \$

(Total **A1** to **M1**)

TOTAL NON-DEDUCTIBLE EXPENSES

Y \$

(Total **A2** to **L2**)

#TAXABLE INCOME OR LOSS

O \$

(TOTAL ASSESSABLE INCOME less TOTAL DEDUCTIONS)

Loss

TOTAL SMSF EXPENSES

Z \$

(N plus Y)

#This is a mandatory label.

Signature as prescribed in tax return

Tax File Number

Provided

Section D: Income tax calculation statement

#Important:

Section B label **R3**, Section C label **O** and Section D labels **A, T1, J, T5** and **I** are mandatory. If you leave these labels blank, you will have specified a zero amount.

13 Calculation statement

Please refer to the *Self-managed superannuation fund annual return instructions 2020* on how to complete the calculation statement.

#Taxable income	A \$	<input type="text" value="0"/>	(an amount must be included even if it is zero)
#Tax on taxable income	T1 \$	<input type="text" value="0.00"/>	(an amount must be included even if it is zero)
#Tax on no-TFN-quoted contributions	J \$	<input type="text" value="0.00"/>	(an amount must be included even if it is zero)
Gross tax	B \$	<input type="text" value="0.00"/>	(T1 plus J)

Foreign income tax offset	C1 \$	<input type="text"/>	Non-refundable non-carry forward tax offsets
Rebates and tax offsets	C2 \$	<input type="text"/>	
			C \$ <input type="text"/>
			(C1 plus C2)

SUBTOTAL 1

T2 \$

(**B less C** – cannot be less than zero)

Early stage venture capital limited partnership tax offset	D1 \$	<input type="text" value="0.00"/>	Non-refundable carry forward tax offsets
Early stage venture capital limited partnership tax offset carried forward from previous year	D2 \$	<input type="text" value="0.00"/>	
Early stage investor tax offset	D3 \$	<input type="text" value="0.00"/>	
Early stage investor tax offset carried forward from previous year	D4 \$	<input type="text" value="0.00"/>	
			D \$ <input type="text" value="0.00"/>
			(D1 plus D2 plus D3 plus D4)
			SUBTOTAL 2
			T3 \$ <input type="text" value="0.00"/>
			(T2 less D – cannot be less than zero)

Complying fund's franking credits tax offset	E1 \$	<input type="text" value="54.86"/>	Refundable tax offsets
No-TFN tax offset	E2 \$	<input type="text"/>	
National rental affordability scheme tax offset	E3 \$	<input type="text"/>	
Exploration credit tax offset	E4 \$	<input type="text" value="0.00"/>	
			E \$ <input type="text" value="54.86"/>
			(E1 plus E2 plus E3 plus E4)

#TAX PAYABLE T5 \$

(**T3 less E** – cannot be less than zero)

Section 102AAM interest charge

G \$

Signature as prescribed in tax return

Tax File Number

Credit for interest on early payments – amount of interest	H1 \$ <input type="text"/>	
Credit for tax withheld – foreign resident withholding (excluding capital gains)	H2 \$ <input type="text"/>	
Credit for tax withheld – where ABN or TFN not quoted (non-individual)	H3 \$ <input type="text"/>	
Credit for TFN amounts withheld from payments from closely held trusts	H5 \$ <input type="text" value="0.00"/>	
Credit for interest on no-TFN tax offset	H6 \$ <input type="text"/>	
Credit for foreign resident capital gains withholding amounts	H8 \$ <input type="text" value="0.00"/>	
	Eligible credits	H \$ <input type="text"/>
		<i>(H1 plus H2 plus H3 plus H5 plus H6 plus H8)</i>

#Tax offset refunds (Remainder of refundable tax offsets)	I \$ <input type="text" value="54.86"/>
	<i>(unused amount from label E – an amount must be included even if it is zero)</i>

PAYG instalments raised

K \$

Supervisory levy

L \$

Supervisory levy adjustment for wound up funds

M \$

Supervisory levy adjustment for new funds

N \$

AMOUNT DUE OR REFUNDABLE A positive amount at S is what you owe, while a negative amount is refundable to you.	S \$ <input type="text" value="204.14"/>
	<i>(T5 plus G less H less I less K plus L less M plus N)</i>

#This is a mandatory label.

Section E: Losses

14 Losses

! If total loss is greater than \$100,000, complete and attach a *Losses schedule 2020*.

Tax losses carried forward to later income years **U \$**

Net capital losses carried forward to later income years **V \$**

Signature as prescribed in tax return

Tax File Number

Section F: Member information

MEMBER 1

Title: Mr Mrs Miss Ms Other

Family name

First given name Other given names

Member's TFN See the Privacy note in the Declaration. Date of birth

Contributions

I Refer to instructions for completing these labels.

Employer contributions **A** \$

ABN of principal employer **A1**

Personal contributions **B** \$

CGT small business retirement exemption **C** \$

CGT small business 15-year exemption amount **D** \$

Personal injury election **E** \$

Spouse and child contributions **F** \$

Other third party contributions **G** \$

Proceeds from primary residence disposal **H** \$

Receipt date **H1** Day / Month / Year

Assessable foreign superannuation fund amount **I** \$

Non-assessable foreign superannuation fund amount **J** \$

Transfer from reserve: assessable amount **K** \$

Transfer from reserve: non-assessable amount **L** \$

Contributions from non-complying funds and previously non-complying funds **T** \$

Any other contributions (including Super Co-contributions and Low Income Super Amounts) **M** \$

TOTAL CONTRIBUTIONS N \$
(Sum of labels **A** to **M**)

Other transactions

Accumulation phase account balance **S1** \$

Retirement phase account balance - Non CDBIS **S2** \$

Retirement phase account balance - CDBIS **S3** \$

TRIS Count

Allocated earnings or losses **O** \$

Inward rollovers and transfers **P** \$

Outward rollovers and transfers **Q** \$

Lump Sum payments **R1** \$

Income stream payments **R2** \$

Loss

Code

Code

CLOSING ACCOUNT BALANCE S \$
(**S1** plus **S2** plus **S3**)

Accumulation phase value **X1** \$

Retirement phase value **X2** \$

Outstanding limited recourse borrowing arrangement amount **Y** \$

Signature as prescribed in tax return

Tax File Number

MEMBER 2

Title: Mr Mrs Miss Ms Other

Family name

First given name Other given names

Member's TFN See the Privacy note in the Declaration. Date of birth

Contributions OPENING ACCOUNT BALANCE \$

I Refer to instructions for completing these labels.

Employer contributions
A \$

ABN of principal employer
A1

Personal contributions
B \$

CGT small business retirement exemption
C \$

CGT small business 15-year exemption amount
D \$

Personal injury election
E \$

Spouse and child contributions
F \$

Other third party contributions
G \$

Proceeds from primary residence disposal
H \$

Receipt date Day / Month / Year

Assessable foreign superannuation fund amount
I \$

Non-assessable foreign superannuation fund amount
J

Transfer from reserve: assessable amount
K \$

Transfer from reserve: non-assessable amount
L \$

Contributions from non-complying funds and previously non-complying funds
T \$

Any other contributions (including Super Co-contributions and Low Income Super Amounts)
M \$

TOTAL CONTRIBUTIONS N \$
(Sum of labels **A** to **M**)

Other transactions

Allocated earnings or losses **O** \$ Loss

Accumulation phase account balance
S1 \$

Inward rollovers and transfers **P** \$

Retirement phase account balance - Non CDBIS
S2 \$

Outward rollovers and transfers **Q** \$

Retirement phase account balance - CDBIS
S3 \$

Lump Sum payments **R1** \$ Code

Income stream payments **R2** \$ Code

TRIS Count

CLOSING ACCOUNT BALANCE S \$
(**S1** plus **S2** plus **S3**)

Accumulation phase value **X1** \$

Retirement phase value **X2** \$

Outstanding limited recourse borrowing arrangement amount **Y** \$

Signature as prescribed in tax return

Tax File Number

Provided

Section H: Assets and liabilities**15 ASSETS****15a Australian managed investments**Listed trusts **A** \$ Unlisted trusts **B** \$ Insurance policy **C** \$ Other managed investments **D** \$ **15b Australian direct investments**Cash and term deposits **E** \$ **Limited recourse borrowing arrangements**

Australian residential real property

J1 \$

Australian non-residential real property

J2 \$

Overseas real property

J3 \$

Australian shares

J4 \$

Overseas shares

J5 \$

Other

J6 \$

Property count

J7 Debt securities **F** \$ Loans **G** \$ Listed shares **H** \$ Unlisted shares **I** \$ Limited recourse borrowing arrangements **J** \$ Non-residential real property **K** \$ Residential real property **L** \$ Collectables and personal use assets **M** \$ Other assets **O** \$ **15c Other investments**Crypto-Currency **N** \$ **15d Overseas direct investments**Overseas shares **P** \$ Overseas non-residential real property **Q** \$ Overseas residential real property **R** \$ Overseas managed investments **S** \$ Other overseas assets **T** \$

TOTAL AUSTRALIAN AND OVERSEAS ASSETS U \$ <input type="text" value="255,080"/>
(Sum of labels A to T)

15e In-house assets

Did the fund have a loan to, lease to or investment in, related parties (known as in-house assets) at the end of the income year?

A No Yes \$

Signature as prescribed in tax return

Tax File Number

Provided

15f Limited recourse borrowing arrangements

If the fund had an LRBA were the LRBA borrowings from a licensed financial institution?

A No Yes

Did the members or related parties of the fund use personal guarantees or other security for the LRBA?

B No Yes

16 LIABILITIES

Borrowings for limited recourse borrowing arrangements

V1 \$

Permissible temporary borrowings

V2 \$

Other borrowings

V3 \$

Borrowings **V** \$

Total member closing account balances
(total of all **CLOSING ACCOUNT BALANCES** from Sections F and G)

W \$

Reserve accounts **X** \$

Other liabilities **Y** \$

TOTAL LIABILITIES Z \$

Section I: Taxation of financial arrangements**17 Taxation of financial arrangements (TOFA)**

Total TOFA gains **H** \$

Total TOFA losses **I** \$

Section J: Other information**Family trust election status**

If the trust or fund has made, or is making, a family trust election, write the four-digit **income year specified** of the election (for example, for the 2019-20 income year, write **2020**).

A

If revoking or varying a family trust election, print **R** for revoke or print **V** for variation, and complete and attach the *Family trust election, revocation or variation 2020*.

B

Interposed entity election status

If the trust or fund has an existing election, write the earliest income year specified. If the trust or fund is making one or more elections this year, write the earliest income year being specified and complete an *Interposed entity election or revocation 2020* for each election.

C

If revoking an interposed entity election, print **R**, and complete and attach the *Interposed entity election or revocation 2020*.

D

Signature as prescribed in tax return

Tax File Number

Provided

100017996MS

Section K: Declarations

Penalties may be imposed for false or misleading information in addition to penalties relating to any tax shortfalls.

Important

Before making this declaration check to ensure that all income has been disclosed and the annual return, all attached schedules and any additional documents are true and correct in every detail. If you leave labels blank, you will have specified a zero amount or the label was not applicable to you. If you are in doubt about any aspect of the annual return, place all the facts before the ATO.

Privacy

The ATO is authorised by the Taxation Administration Act 1953 to request the provision of tax file numbers (TFNs). We will use the TFN to identify the entity in our records. It is not an offence not to provide the TFN. However if you do not provide the TFN, the processing of this form may be delayed.

Taxation law authorises the ATO to collect information and disclose it to other government agencies. For information about your privacy go to ato.gov.au/privacy

TRUSTEE'S OR DIRECTOR'S DECLARATION:

I declare that, the current trustees and directors have authorised this annual return and it is documented as such in the SMSF's records. I have received a copy of the audit report and are aware of any matters raised therein. The information on this annual return, including any attached schedules and additional documentation is true and correct.

Authorised trustee's, director's or public officer's signature

Date / /

Preferred trustee or director contact details:

Title: Mr Mrs Miss Ms Other Dr

Family name

Jayawardana

First given name

Sarath

Other given names

Gunaseela

Phone number

0438975709

Email address

Non-individual trustee name (if applicable)

ABN of non-individual trustee

Time taken to prepare and complete this annual return Hrs

! The Commissioner of Taxation, as Registrar of the Australian Business Register, may use the ABN and business details which you provide on this annual return to maintain the integrity of the register. For further information, refer to the instructions.

TAX AGENT'S DECLARATION:

I declare that the Self-managed superannuation fund annual return 2020 has been prepared in accordance with information provided by the trustees, that the trustees have given me a declaration stating that the information provided to me is true and correct, and that the trustees have authorised me to lodge this annual return.

Tax agent's signature

Date / /

Tax agent's contact details

Title: Mr Mrs Miss Ms Other

Family name

Mora

First given name

Alex

Other given names

Tax agent's practice

Mora Wealth Accountants Pty Ltd

Tax agent's phone number

0438 975 709

Reference number

JAYAS040

Tax agent number

24742602