



SUPERFUND - CLIENT ACCOUNTING CHECKLIST

Client Name: SRK Superannuation Fund
 Client Code: KRUS03 Period Ended: 30 June 2022
 Partner/Manager: MH / SA Accountant: Eddy Lee
DUE DATE: 15/05/2023

HIN: X0092097081 4500

Description	Reference	N/A	Completed	Reviewed
Points Carried Forward	1	<input type="checkbox"/>	<input type="checkbox"/>	
Check Engagement Letter for Quote \$	2	<input type="checkbox"/>	<input type="checkbox"/>	
Financial Statements	3	<input type="checkbox"/>	<input checked="" type="checkbox"/>	✓
Depreciation Schedule	4	<input type="checkbox"/>	<input type="checkbox"/>	
Income Tax Return	5	<input type="checkbox"/>	<input checked="" type="checkbox"/>	✓
Members Annual Statements	6	<input type="checkbox"/>	<input type="checkbox"/>	
Client Management Letter	7	<input type="checkbox"/>	<input type="checkbox"/>	
Section 290-170 Notices	8	<input type="checkbox"/>	<input checked="" type="checkbox"/>	✓
Investment Strategy	9	<input type="checkbox"/>	<input type="checkbox"/>	
Minutes	10	<input type="checkbox"/>	<input type="checkbox"/>	
Trial Balance	11	<input type="checkbox"/>	<input checked="" type="checkbox"/>	✓
Review Points	12	<input type="checkbox"/>	<input type="checkbox"/>	
Query Sheet	13	<input type="checkbox"/>	<input type="checkbox"/>	
Accountant Checklist	14	<input type="checkbox"/>	<input type="checkbox"/>	
TBAR Checklist	15	<input type="checkbox"/>	<input type="checkbox"/>	

Description	Reference	N/A	Completed	Reviewed
Bank Reconciliations	16	<input type="checkbox"/>	<input checked="" type="checkbox"/>	✓
Trust Tax Statements	17	<input type="checkbox"/>	<input checked="" type="checkbox"/>	✓
Dividend Statements	18	<input type="checkbox"/>	<input checked="" type="checkbox"/>	✓
Rental Property Summary	19	<input type="checkbox"/>	<input type="checkbox"/>	
Capital Gains Tax Reports - BGL	20	<input type="checkbox"/>	<input type="checkbox"/>	
End of Period Closing Figures	21	<input type="checkbox"/>	<input checked="" type="checkbox"/>	✓
GST Reconciliation	22	<input type="checkbox"/>	<input type="checkbox"/>	
Other Source Documents	23	<input type="checkbox"/>	<input checked="" type="checkbox"/>	✓
Tax Reconciliation	24	<input type="checkbox"/>	<input checked="" type="checkbox"/>	✓
General Ledger	25	<input type="checkbox"/>	<input checked="" type="checkbox"/>	✓
Create Entries Report	26	<input type="checkbox"/>	<input checked="" type="checkbox"/>	✓
Tax Agent Portal Reports	27	<input type="checkbox"/>	<input checked="" type="checkbox"/>	✓
Market Value of Investments	28	<input type="checkbox"/>	<input checked="" type="checkbox"/>	✓
Actuarial Certificate	29	<input type="checkbox"/>	<input type="checkbox"/>	
Pension Documents	30	<input type="checkbox"/>	<input type="checkbox"/>	
ETP Roll-In Documents	31	<input type="checkbox"/>	<input type="checkbox"/>	
LRBA Documentation	32	<input type="checkbox"/>	<input type="checkbox"/>	
Super Contribution Breakdown Report	33	<input type="checkbox"/>	<input checked="" type="checkbox"/>	✓

Completed By: Eddy Lee Date: 08/09/2022
 Reviewed By: _____ Date: _____

REVIEWED
 By Stuart Arthur at 5:42 pm, Sep 26, 2022

Financial statements and reports for the year ended
30 June 2022

SRK Superannuation Fund

SRK Superannuation Fund

Reports Index

Statement of Financial Position

Detailed Statement of Financial Position

Operating Statement

Detailed Operating Statement

Notes to the Financial Statements

Statement of Taxable Income

Trustees Declaration

Investment Summary with Market Movement

SRK Superannuation Fund
Statement of Financial Position

As at 30 June 2022

	Note	2022 \$	2021 \$
Assets			
Investments			
Shares in Listed Companies (Australian)	2	128,124.56	149,967.95
Units in Listed Unit Trusts (Australian)	3	26,380.00	29,305.78
Total Investments		<u>154,504.56</u>	<u>179,273.73</u>
Other Assets			
Sundry Debtors		5,330.00	0.00
Westpac DIY Super Working Acc 471 260		31,030.45	17,980.21
Westpac DIY Super Savings Acc 471 279		10,369.62	366.42
Distributions Receivable		555.00	143.00
Deferred Tax Asset		276.43	0.00
Total Other Assets		<u>47,561.50</u>	<u>18,489.63</u>
Total Assets		<u>202,066.06</u>	<u>197,763.36</u>
Less:			
Liabilities			
Income Tax Payable		2,443.65	1,544.02
Deferred Tax Liability		0.00	2,193.58
Total Liabilities		<u>2,443.65</u>	<u>3,737.60</u>
Net assets available to pay benefits		<u>199,622.41</u>	<u>194,025.76</u>
Represented by:			
Liability for accrued benefits allocated to members' accounts	4, 5		
Krushka, Scott - Accumulation		58,014.38	54,388.01
Krushka, Cassandra - Accumulation		141,608.03	139,637.75
Total Liability for accrued benefits allocated to members' accounts		<u>199,622.41</u>	<u>194,025.76</u>

SRK Superannuation Fund

Detailed Statement of Financial Position

As at 30 June 2022

	Note	2022 \$	2021 \$
Assets			
Investments			
Shares in Listed Companies (Australian)	2		
Commonwealth Bank Of Australia.		27,475.52	30,360.48
Ecograf Limited		1,772.25	3,961.50
Flight Centre Travel Group Limited		34,581.12	29,581.20
Qantas Airways Limited		8,050.47	8,392.66
Westpac Banking Corporation		55,594.50	73,584.31
Zip Co Limited.		650.70	4,087.80
Units in Listed Unit Trusts (Australian)	3		
Scentre Group		4,856.25	5,137.50
Vanguard Australian Shares Index Etf		21,523.75	24,168.28
Total Investments		<u>154,504.56</u>	<u>179,273.73</u>
Other Assets			
Bank Accounts			
Westpac DIY Super Savings Acc 471 279		10,369.62	366.42
Westpac DIY Super Working Acc 471 260		31,030.45	17,980.21
Distributions Receivable			
Vanguard Australian Shares Index Etf		555.00	143.00
Sundry Debtors		5,330.00	0.00
Deferred Tax Asset		276.43	0.00
Total Other Assets		<u>47,561.50</u>	<u>18,489.63</u>
Total Assets		<u>202,066.06</u>	<u>197,763.36</u>
Less:			
Liabilities			
Income Tax Payable		2,443.65	1,544.02
Deferred Tax Liability		0.00	2,193.58
Total Liabilities		<u>2,443.65</u>	<u>3,737.60</u>
Net assets available to pay benefits		<u>199,622.41</u>	<u>194,025.76</u>
Represented By :			
Liability for accrued benefits allocated to members' accounts	4, 5		
Krushka, Scott - Accumulation		58,014.38	54,388.01
Krushka, Cassandra - Accumulation		141,608.03	139,637.75
Total Liability for accrued benefits allocated to members' accounts		<u>199,622.41</u>	<u>194,025.76</u>

SRK Superannuation Fund

Detailed Statement of Financial Position

As at 30 June 2022

	Note	2022	2021
		\$	\$

SRK Superannuation Fund
Operating Statement
For the year ended 30 June 2022

	Note	2022 \$	2021 \$
Income			
Investment Income			
Trust Distributions		1,875.80	632.86
Dividends Received		4,589.71	2,425.64
Interest Received		4.37	33.90
Contribution Income			
Employer Contributions		27,846.36	17,884.03
Personal Concessional		2,464.00	1,870.00
Total Income		<u>36,780.24</u>	<u>22,846.43</u>
Expenses			
Accountancy Fees		2,134.00	1,980.00
ATO Supervisory Levy		259.00	259.00
Auditor's Remuneration		330.00	330.00
ASIC Fees		56.00	55.00
		<u>2,779.00</u>	<u>2,624.00</u>
Member Payments			
Life Insurance Premiums		3,661.78	3,087.42
Investment Losses			
Changes in Market Values	7	<u>24,769.17</u>	<u>(24,729.63)</u>
Total Expenses		<u>31,209.95</u>	<u>(19,018.21)</u>
Benefits accrued as a result of operations before income tax			
		<u>5,570.29</u>	<u>41,864.64</u>
Income Tax Expense	8	(26.36)	4,015.61
Benefits accrued as a result of operations		<u>5,596.65</u>	<u>37,849.03</u>

SRK Superannuation Fund

Detailed Operating Statement

For the year ended 30 June 2022

	2022	2021
	\$	\$
Income		
Investment Income		
Trust Distributions		
Scentre Group	267.16	131.24
Vanguard Australian Shares Index Etf	1,608.64	501.62
	<u>1,875.80</u>	<u>632.86</u>
Dividends Received		
Commonwealth Bank Of Australia.	1,140.00	599.08
Westpac Banking Corporation	3,449.71	1,826.56
	<u>4,589.71</u>	<u>2,425.64</u>
Interest Received		
Westpac DIY Super Savings Acc 471 279	3.20	33.46
Westpac DIY Super Working Acc 471 260	1.17	0.44
	<u>4.37</u>	<u>33.90</u>
Contribution Income		
Employer Contributions - Concessional		
Cassandra Krushka	17,846.36	12,460.48
Scott Krushka	10,000.00	5,423.55
	<u>27,846.36</u>	<u>17,884.03</u>
Personal Contributions - Concessional		
Cassandra Krushka	0.00	935.00
Scott Krushka	2,464.00	935.00
	<u>2,464.00</u>	<u>1,870.00</u>
Total Income	<u>36,780.24</u>	<u>22,846.43</u>
Expenses		
Accountancy Fees	2,134.00	1,980.00
ASIC Fees	56.00	55.00
ATO Supervisory Levy	259.00	259.00
Auditor's Remuneration	330.00	330.00
	<u>2,779.00</u>	<u>2,624.00</u>
Member Payments		
Life Insurance Premiums		
Krushka, Cassandra - Accumulation (Accumulation)	949.68	834.96
Krushka, Scott - Accumulation (Accumulation)	2,712.10	2,252.46
	<u>3,661.78</u>	<u>3,087.42</u>
Investment Losses		
Unrealised Movements in Market Value		
Shares in Listed Companies (Australian)		
Commonwealth Bank Of Australia.	2,884.96	(6,275.93)
Ecograf Limited	2,189.25	1,149.08
Flight Centre Travel Group Limited	(4,999.92)	(863.54)
Qantas Airways Limited	342.19	(1,584.88)
Vanguard Australian Shares Index Etf	0.00	31.92
Westpac Banking Corporation	17,989.81	(13,525.82)
Zip Co Limited.	3,437.10	784.87
	<u>21,843.39</u>	<u>(20,284.30)</u>

SRK Superannuation Fund**Detailed Operating Statement**

For the year ended 30 June 2022

	2022	2021
	\$	\$
Units in Listed Unit Trusts (Australian)		
Scentre Group	281.25	(1,068.75)
Vanguard Australian Shares Index Etf	2,644.53	(3,376.58)
	<u>2,925.78</u>	<u>(4,445.33)</u>
Changes in Market Values	<u>24,769.17</u>	<u>(24,729.63)</u>
Total Expenses	<u>31,209.95</u>	<u>(19,018.21)</u>
Benefits accrued as a result of operations before income tax	<u>5,570.29</u>	<u>41,864.64</u>
Income Tax Expense		
Income Tax Expense	(26.36)	4,015.61
Total Income Tax	<u>(26.36)</u>	<u>4,015.61</u>
Benefits accrued as a result of operations	<u>5,596.65</u>	<u>37,849.03</u>

SRK Superannuation Fund

Notes to the Financial Statements

For the year ended 30 June 2022

Note 1: Summary of Significant Accounting Policies

The trustees have prepared the financial statements on the basis that the Superannuation Fund is not a reporting entity because it is not publicly accountable and is not required by law or governing document to prepare financial statements that comply with Australian Accounting Standards. The financial statements are therefore special purpose financial statements that have been prepared in order to meet the requirements of the Superannuation Industry (Supervision) Act 1993 and associated Regulations, the trust deed of the Fund and the needs of members.

The financial statements have been prepared on a cash basis and are based on historical costs, except for investments which have been measured at market value.

The following significant accounting policies, which are consistent with the policies applied in the previous period unless otherwise stated, have been adopted in the preparation of the financial statements.

The financial statements were authorised for issue by the Director(s).

a. Measurement of Investments

The Fund initially recognises:

- (i) an investment when it controls the future economic benefits expected to flow from the asset. For financial assets, the trade date is considered to be the date on which control of the future economic benefits attributable to the asset passes to the Fund; and
- (ii) a financial liability on the date it becomes a party to the contractual provisions of the instrument.

Investments of the Fund have been measured at market value, which refers to the amount that a willing buyer could reasonably be expected to pay to acquire an asset from a willing seller if the following assumptions were made:

- that the buyer and the seller deal with each other at arm's length in relation to the sale;
- that the sale occurred after proper marketing of the asset; and
- that the buyer and the seller acted knowledgeably and prudentially in relation to the sale.

Market value has been determined as follows:

- (i) shares and other securities listed on the Australian Securities Exchange by reference to the relevant market quotations at the end of the reporting period;
- (ii) units in managed funds by reference to the unit redemption price at the end of the reporting period;
- (iii) fixed-interest securities by reference to the redemption price at the end of the reporting period;
- (iv) unlisted investments are stated at trustees' assessment based on estimated market value at balance date or where necessary, an external valuer's opinion; and
- (v) investment properties at the trustees' assessment of the market value or where necessary a qualified independent valuer's opinion at the end of reporting period.

Financial liabilities, such as trade creditors and other payables, are measured at the gross value of the outstanding balance at the end of the reporting period. The trustees have determined that the gross values of the Fund's financial liabilities is equivalent to their market values. Any remeasurement changes in the gross values of non-current financial liabilities (including liabilities for members' accrued benefits) are recognised in the operating statement in the periods in which they occur.

b. Cash and Cash Equivalents

Cash and cash equivalents include cash on hand and at call, deposits with banks and short-term, highly liquid investments that are readily convertible to cash and subject to an insignificant risk of change in value.

c. Revenue

Revenue is recognised to the extent that it is probable that the economic benefits will flow to the Fund and the revenue can be reliably measured. Revenue is recognised at the fair value of the consideration received or receivable.

Notes to the Financial Statements

For the year ended 30 June 2022

Interest revenue

Interest revenue is recognised in respect of fixed-interest securities, and cash and cash equivalent balances. Interest revenue is recognised upon receipt.

Dividend revenue

Dividend revenue is recognised when the dividend has been paid or, in the case of dividend reinvestment schemes, when the dividend is credited to the benefit of the fund.

Rental revenue

Rental revenue arising from operating leases on investment properties is recognised upon receipt.

Distribution revenue

Distributions from unit trusts and managed funds are recognised as at the date the unit value is quoted ex-distribution and if not received at the end of the reporting period, are reflected in the statement of financial position as a receivable at market value.

Remeasurement changes in market values

Remeasurement changes in the market values of assets are recognised as income and determined as the difference between the market value at year-end or consideration received (if sold during the year) and the market value as at the prior year-end or cost (if acquired during the period).

Contributions

Contributions and transfers in are recognised when the control and the benefits from the revenue have been attained and are recorded by the Fund, gross of any taxes, in the period to which they relate.

d. Liability for Accrued Benefits

The liability for accrued benefits represents the Fund's present obligation to pay benefits to members and beneficiaries, and has been calculated as the difference between the carrying amount of the assets and the carrying amount of the other payables and income tax liabilities as at the end of the reporting period.

e. Income Tax

The income tax expense (income) for the year comprises current income tax expense (income) and deferred tax expense (income).

Current tax expense charged to profit or loss is the tax payable on taxable income. Current tax liabilities (assets) are therefore measured at the amounts expected to be paid to (recovered from) the relevant taxation authority.

Deferred income tax expense reflects movements in deferred tax liability balances during the year as well as unused tax losses.

No deferred income tax is recognised from the initial recognition of an asset or liability where there is no effect on accounting or taxable profit or loss.

Deferred tax assets and liabilities are calculated at the tax rates that are expected to apply to the period when the asset is realised or the liability is settled, and their measurement also reflects the manner in which the trustees expect to recover or settle the carrying amount of the related asset or liability.

Deferred tax assets relating to temporary differences and unused tax losses are recognised only to the extent that it is probable that future taxable profit will be available against which the benefits of the deferred tax asset can be utilised.

f. Critical Accounting Estimates and Judgements

The preparation of financial statements requires the trustees to make judgements, estimates and assumptions that affect the application of accounting policies and the reported amounts of assets and liabilities, income and expenses. Actual results may differ from these estimates.

SRK Superannuation Fund**Notes to the Financial Statements**

For the year ended 30 June 2022

Estimates and underlying assumptions are reviewed on an ongoing basis. Revisions to accounting estimates are recognised in the period in which the estimate is revised and in any future period affected.

Note 2: Shares in Listed Companies (Australian)

	2022 \$	2021 \$
Commonwealth Bank Of Australia.	27,475.52	30,360.48
Ecograf Limited	1,772.25	3,961.50
Flight Centre Travel Group Limited	34,581.12	29,581.20
Qantas Airways Limited	8,050.47	8,392.66
Westpac Banking Corporation	55,594.50	73,584.31
Zip Co Limited.	650.70	4,087.80
	128,124.56	149,967.95

Note 3: Units in Listed Unit Trusts (Australian)

	2022 \$	2021 \$
Scentre Group	4,856.25	5,137.50
Vanguard Australian Shares Index Etf	21,523.75	24,168.28
	26,380.00	29,305.78

Note 4: Liability for Accrued Benefits

	2022 \$	2021 \$
Liability for accrued benefits at beginning of year	194,025.76	176,176.73
Benefits accrued as a result of operations	5,596.65	37,849.03
Current year member movements	0.00	(20,000.00)
	199,622.41	194,025.76

Note 5: Vested Benefits

Vested benefits are benefits that are not conditional upon continued membership of the fund (or any factor other than resignation from the plan) and include benefits which members were entitled to receive had they terminated their fund membership as at the end of the reporting period.

	2022 \$	2021 \$
Vested Benefits	199,622.41	194,025.76

Note 6: Guaranteed Benefits

Notes to the Financial Statements

For the year ended 30 June 2022

No guarantees have been made in respect of any part of the liability for accrued benefits.

Note 7: Changes in Market Values

Unrealised Movements in Market Value

	2022 \$	2021 \$
Shares in Listed Companies (Australian)		
Commonwealth Bank Of Australia.	(2,884.96)	6,275.93
Ecograf Limited	(2,189.25)	(1,149.08)
Flight Centre Travel Group Limited	4,999.92	863.54
Qantas Airways Limited	(342.19)	1,584.88
Vanguard Australian Shares Index Etf	0.00	(31.92)
Westpac Banking Corporation	(17,989.81)	13,525.82
Zip Co Limited.	(3,437.10)	(784.87)
	(21,843.39)	20,284.30
Units in Listed Unit Trusts (Australian)		
Scentre Group	(281.25)	1,068.75
Vanguard Australian Shares Index Etf	(2,644.53)	3,376.58
	(2,925.78)	4,445.33
Total Unrealised Movement	(24,769.17)	24,729.63

Realised Movements in Market Value

	2022 \$	2021 \$
Total Realised Movement	0.00	0.00
Changes in Market Values	(24,769.17)	24,729.63

Note 8: Income Tax Expense

	2022 \$	2021 \$
The components of tax expense comprise		
Current Tax	2,443.65	1,544.02
Deferred Tax Liability/Asset	(2,470.01)	2,471.59
Income Tax Expense	(26.36)	4,015.61

Notes to the Financial Statements

For the year ended 30 June 2022

The prima facie tax on benefits accrued before income tax is reconciled to the income tax as follows:

Prima facie tax payable on benefits accrued before income tax at 15%	835.54	6,279.70
Less:		
Tax effect of:		
Increase in MV of Investments	0.00	3,709.44
Accounting Trust Distributions	281.37	94.93
Add:		
Tax effect of:		
Decrease in MV of Investments	3,715.38	0.00
Franking Credits	365.73	180.91
Foreign Credits	0.30	0.14
Net Capital Gains	51.15	2.85
Taxable Trust Distributions	191.77	87.90
Distributed Foreign Income	5.71	4.31
Rounding	(0.36)	(0.44)
Income Tax on Taxable Income or Loss	4,883.85	2,751.00
Less credits:		
Franking Credits	2,438.17	1,206.07
Foreign Credits	2.03	0.91
Current Tax or Refund	<u>2,443.65</u>	<u>1,544.02</u>

SRK Superannuation Fund

Statement of Taxable Income

For the year ended 30 June 2022

	2022
	\$
Benefits accrued as a result of operations	5,570.29
Less	
Accounting Trust Distributions	1,875.80
	<u>1,875.80</u>
Add	
Decrease in MV of investments	24,769.17
Franking Credits	2,438.17
Foreign Credits	2.03
Net Capital Gains	341.00
Taxable Trust Distributions	1,278.49
Distributed Foreign income	38.04
	<u>28,866.90</u>
SMSF Annual Return Rounding	(2.39)
	<u>32,559.00</u>
Taxable Income or Loss	32,559.00
Income Tax on Taxable Income or Loss	4,883.85
Less	
Franking Credits	2,438.17
Foreign Credits	2.03
	<u>2,443.65</u>
CURRENT TAX OR REFUND	2,443.65
Supervisory Levy	259.00
	<u>2,702.65</u>
AMOUNT DUE OR REFUNDABLE	2,702.65

SRK Superannuation Fund
Trustees Declaration

SRK Superannuation Pty Ltd ACN: 615974706

The directors of the trustee company have determined that the Fund is not a reporting entity and that these special purpose financial statements should be prepared in accordance with the accounting policies described in Note 1 to the financial statements.

The directors of the trustee company declare that:

- (i) the financial statements and notes to the financial statements for the year ended 30 June 2022 present fairly, in all material respects, the financial position of the Superannuation Fund at 30 June 2022 and the results of its operations for the year ended on that date in accordance with the accounting policies described in Note 1 to the financial statements;
- (ii) the financial statements and notes to the financial statements have been prepared in accordance with the requirements of the trust deed; and
- (iii) the operation of the superannuation fund has been carried out in accordance with its trust deed and in compliance with the requirements of the Superannuation Industry (Supervision) Act 1993 and associated Regulations during the year ended 30 June 2022.

Specifically, the directors of the trustee company declare that:

- in accordance with s120 of the Superannuation Industry (Supervision) Act 1993, no individual trustee has been or is a disqualified person;
- the Fund has satisfactory title to all assets, all assets are unencumbered and free from charge as prescribed by s50 of the Superannuation Industry (Supervision) Act 1993 and reg13.14 of the Superannuation Industry (Supervision) Regulations 1994; and
- to the knowledge of the directors of the trustee company, there have been no events or transactions subsequent to the balance date which could have a material impact on the Fund. Where such events have occurred, the effect of such events has been accounted and noted in the Fund's financial statements.

Signed in accordance with a resolution of the directors of the trustee company by:

.....
Scott Krushka
SRK Superannuation Pty Ltd
Director

.....
Cassandra Krushka
SRK Superannuation Pty Ltd
Director

Dated this day of

SRK Superannuation Fund

Investment Summary with Market Movement

As at 30 June 2022

Investment	Units	Market Price	Market Value	Average Cost	Accounting Cost	Overall	Unrealised Current Year	Realised Movement
Cash/Bank Accounts								
Westpac DIY Super Savings Acc 471 279		10,369.620000	10,369.62	10,369.62	10,369.62			
Westpac DIY Super Working Acc 471 260		31,030.450000	31,030.45	31,030.45	31,030.45			
			41,400.07		41,400.07			
Shares in Listed Companies (Australian)								
CBA.AX Commonwealth Bank Of Australia.	304.00	90.380000	27,475.52	78.85	23,970.18	3,505.34	(2,884.96)	0.00
EGR.AX Ecograf Limited	6,950.00	0.255000	1,772.25	0.74	5,110.58	(3,338.33)	(2,189.25)	0.00
FLT.AX Flight Centre Travel Group Limited	1,992.00	17.360000	34,581.12	15.00	29,872.09	4,709.03	4,999.92	0.00
QAN.AX Qantas Airways Limited	1,801.00	4.470000	8,050.47	4.45	8,016.39	34.08	(342.19)	0.00
WBC.AX Westpac Banking Corporation	2,851.00	19.500000	55,594.50	21.06	60,039.38	(4,444.88)	(17,989.81)	0.00
Z1P.AX Zip Co Limited.	540.00	1.205000	650.70	9.02	4,872.67	(4,221.97)	(3,437.10)	0.00
			128,124.56		131,881.29	(3,756.73)	(21,843.39)	0.00
Units in Listed Unit Trusts (Australian)								
SCG.AX Scentre Group	1,875.00	2.590000	4,856.25	2.48	4,651.20	205.05	(281.25)	0.00
VAS.AX Vanguard Australian Shares Index Etf	257.00	83.750000	21,523.75	80.90	20,791.70	732.05	(2,644.53)	0.00
			26,380.00		25,442.90	937.10	(2,925.78)	0.00
			195,904.63		198,724.26	(2,819.63)	(24,769.17)	0.00

Self-managed superannuation fund annual return **2022**

Who should complete this annual return?

Only self-managed superannuation funds (SMSFs) can complete this annual return. All other funds must complete the *Fund income tax return 2022* (NAT 71287).

- ❗ The *Self-managed superannuation fund annual return instructions 2022* (NAT 71606) (the instructions) can assist you to complete this annual return.
- ➖ The SMSF annual return cannot be used to notify us of a change in fund membership. You must update fund details via ABR.gov.au or complete the Change of details for superannuation entities form (NAT 3036).

To complete this annual return

- Print clearly, using a BLACK pen only.
- Use BLOCK LETTERS and print one character per box.

S	M	/	T	#		S	T				
---	---	---	---	---	--	---	---	--	--	--	--

- Place X in ALL applicable boxes.

➤ Postal address for annual returns:

Australian Taxation Office
GPO Box 9845
[insert the name and postcode
of your capital city]

For example;

Australian Taxation Office
GPO Box 9845
SYDNEY NSW 2001

Section A: Fund information

1 Tax file number (TFN)

- ❗ The ATO is authorised by law to request your TFN. You are not obliged to quote your TFN but not quoting it could increase the chance of delay or error in processing your annual return. See the Privacy note in the Declaration.

➤ To assist processing, write the fund's TFN at the top of pages 3, 5, 7, 9 and 11.

2 Name of self-managed superannuation fund (SMSF)

3 Australian business number (ABN) (if applicable)

4 Current postal address

Suburb/town

State/territory

Postcode

5 Annual return status

- | | | |
|--|-------------|-----|
| Is this an amendment to the SMSF's 2022 return? | A No | Yes |
| Is this the first required return for a newly registered SMSF? | B No | Yes |

6 SMSF auditor

Auditor's name

Title: Mr Mrs Miss Ms Other

Family name

First given name

Other given names

SMSF Auditor Number

Auditor's phone number

Postal address

Suburb/town

State/territory

Postcode

Date audit was completed **A** Day / Month / Year

Was Part A of the audit report qualified? **B** No Yes

Was Part B of the audit report qualified? **C** No Yes

If Part B of the audit report was qualified, have the reported issues been rectified? **D** No Yes

7 Electronic funds transfer (EFT)

We need your self-managed super fund's financial institution details to pay any super payments and tax refunds owing to you.

A Fund's financial institution account details

This account is used for super contributions and rollovers. Do not provide a tax agent account here.

Fund BSB number

Fund account number

Fund account name

I would like my tax refunds made to this account. [Go to C.](#)

B Financial institution account details for tax refunds

This account is used for tax refunds. You can provide a tax agent account here.

BSB number

Account number

Account name

C Electronic service address alias

Provide the electronic service address alias (ESA) issued by your SMSF messaging provider. (For example, SMSFdataESAAlias). See instructions for more information.

8 Status of SMSF Australian superannuation fund **A** No Yes Fund benefit structure **B** Code
 Does the fund trust deed allow acceptance of the Government's Super Co-contribution and Low Income Super Amounts? **C** No Yes

9 Was the fund wound up during the income year?
 No Yes **▶** If yes, provide the date on which the fund was wound up Day / Month / Year **▶** Have all tax lodgment and payment obligations been met? No Yes

10 Exempt current pension income

Did the fund pay retirement phase superannuation income stream benefits to one or more members in the income year?

To claim a tax exemption for current pension income, you must pay at least the minimum benefit payment under the law. Record exempt current pension income at Label **A**.

No **▶** Go to Section B: Income.

Yes **▶** Exempt current pension income amount **A** \$

Which method did you use to calculate your exempt current pension income?

Segregated assets method **B**

Unsegregated assets method **C** **▶** Was an actuarial certificate obtained? **D** Yes

Did the fund have any other income that was assessable?

E **Yes** **▶** Go to Section B: Income.

No **▶** Choosing 'No' means that you do not have any assessable income, including no-TFN quoted contributions. Go to Section C: Deductions and non-deductible expenses. (Do **not** complete Section B: Income.)

If you are entitled to claim any tax offsets, you can list these at Section D: Income tax calculation statement.



Section B: Income

Do not complete this section if all superannuation interests in the SMSF were supporting superannuation income streams in the retirement phase for the **entire year**, there was **no** other income that was assessable, and you **have not** realised a deferred notional gain. If you are entitled to claim any tax offsets, you can record these at Section D: Income tax calculation statement.

11 Income

Did you have a capital gains tax (CGT) event during the year?

G No Yes

If the total capital loss or total capital gain is greater than \$10,000 or you elected to use the transitional CGT relief in 2017 and the deferred notional gain has been realised, complete and attach a *Capital gains tax (CGT) schedule 2022*.

Have you applied an exemption or rollover?

M No Yes

Code

Net capital gain **A** \$

Gross rent and other leasing and hiring income **B** \$

Gross interest **C** \$

Forestry managed investment scheme income **X** \$

Gross foreign income		Loss
D1 \$	Net foreign income	D \$

Australian franking credits from a New Zealand company **E** \$

Number

Transfers from foreign funds **F** \$

Gross payments where ABN not quoted **H** \$

Calculation of assessable contributions

Assessable employer contributions

R1 \$

plus Assessable personal contributions

R2 \$

plus **No-TFN-quoted contributions

R3 \$

(an amount must be included even if it is zero)

less Transfer of liability to life insurance company or PST

R6 \$

Gross distribution from partnerships **I** \$

*Unfranked dividend amount **J** \$

*Franked dividend amount **K** \$

*Dividend franking credit **L** \$

*Gross trust distributions **M** \$

Loss

Code

Assessable contributions
(**R1** plus **R2** plus **R3** less **R6**) **R** \$

Calculation of non-arm's length income

*Net non-arm's length private company dividends

U1 \$

plus *Net non-arm's length trust distributions

U2 \$

plus *Net other non-arm's length income

U3 \$

*Other income **S** \$

*Assessable income due to changed tax status of fund **T** \$

Net non-arm's length income
(subject to 45% tax rate)
(**U1** plus **U2** plus **U3**) **U** \$

Code

#This is a mandatory label.

*If an amount is entered at this label, check the instructions to ensure the correct tax treatment has been applied.

GROSS INCOME **W** \$
(Sum of labels **A** to **U**)

Loss

Exempt current pension income **Y** \$

TOTAL ASSESSABLE INCOME (**W** less **Y**) **V** \$

Loss

Section C: Deductions and non-deductible expenses

12 Deductions and non-deductible expenses

- Under 'Deductions' list all expenses and allowances you are entitled to claim a deduction for. Under 'Non-deductible expenses', list all other expenses or normally allowable deductions that you cannot claim as a deduction (for example, all expenses related to exempt current pension income should be recorded in the 'Non-deductible expenses' column).

	DEDUCTIONS		NON-DEDUCTIBLE EXPENSES
Interest expenses within Australia	A1 \$		A2 \$
Interest expenses overseas	B1 \$		B2 \$
Capital works expenditure	D1 \$		D2 \$
Decline in value of depreciating assets	E1 \$		E2 \$
Insurance premiums – members	F1 \$		F2 \$
SMSF auditor fee	H1 \$		H2 \$
Investment expenses	I1 \$		I2 \$
Management and administration expenses	J1 \$		J2 \$
Forestry managed investment scheme expense	U1 \$		U2 \$
Other amounts	L1 \$	Code	L2 \$
Tax losses deducted	M1 \$		

TOTAL DEDUCTIONS
N \$
(Total **A1** to **M1**)

TOTAL NON-DEDUCTIBLE EXPENSES
Y \$
(Total **A2** to **L2**)

#TAXABLE INCOME OR LOSS Loss
O \$
(**TOTAL ASSESSABLE INCOME** less
TOTAL DEDUCTIONS)

TOTAL SMSF EXPENSES
Z \$
(**N** plus **Y**)

#This is a mandatory label.

Section D: Income tax calculation statement

#Important:

Section B label **R3**, Section C label **O** and Section D labels **A,T1, J, T5** and **I** are mandatory. If you leave these labels blank, you will have specified a zero amount.

13 Calculation statement

Please refer to the *Self-managed superannuation fund annual return instructions 2022* on how to complete the calculation statement.

#Taxable income **A \$** *(an amount must be included even if it is zero)*

#Tax on taxable income **T1 \$** *(an amount must be included even if it is zero)*

#Tax on no-TFN-quoted contributions **J \$** *(an amount must be included even if it is zero)*

Gross tax **B \$**
(T1 plus J)

Foreign income tax offset C1 \$	
Rebates and tax offsets C2 \$	Non-refundable non-carry forward tax offsets C \$
	<i>(C1 plus C2)</i>

SUBTOTAL 1
T2 \$
(B less C – cannot be less than zero)

Early stage venture capital limited partnership tax offset D1 \$	
Early stage venture capital limited partnership tax offset carried forward from previous year D2 \$	Non-refundable carry forward tax offsets D \$
Early stage investor tax offset D3 \$	<i>(D1 plus D2 plus D3 plus D4)</i>
Early stage investor tax offset carried forward from previous year D4 \$	

SUBTOTAL 2
T3 \$
(T2 less D – cannot be less than zero)

Complying fund's franking credits tax offset E1 \$	
No-TFN tax offset E2 \$	
National rental affordability scheme tax offset E3 \$	Refundable tax offsets E \$
Exploration credit tax offset E4 \$	<i>(E1 plus E2 plus E3 plus E4)</i>

#TAX PAYABLE **T5 \$**
(T3 less E – cannot be less than zero)

Section 102AAM interest charge
G \$

Credit for interest on early payments – amount of interest	
H1 \$	
Credit for tax withheld – foreign resident withholding (excluding capital gains)	
H2 \$	
Credit for tax withheld – where ABN or TFN not quoted (non-individual)	
H3 \$	
Credit for TFN amounts withheld from payments from closely held trusts	
H5 \$	
Credit for interest on no-TFN tax offset	
H6 \$	
Credit for foreign resident capital gains withholding amounts	
H8 \$	
	Eligible credits
	H \$
	<i>(H1 plus H2 plus H3 plus H5 plus H6 plus H8)</i>

#Tax offset refunds (Remainder of refundable tax offsets)	I \$	<i>(unused amount from label E – an amount must be included even if it is zero)</i>
---	-------------	---

PAYG instalments raised
K \$
Supervisory levy
L \$
Supervisory levy adjustment for wound up funds
M \$
Supervisory levy adjustment for new funds
N \$

AMOUNT DUE OR REFUNDABLE A positive amount at S is what you owe, while a negative amount is refundable to you.	S \$	<i>(T5 plus G less H less I less K plus L less M plus N)</i>
---	-------------	--

#This is a mandatory label.

Section E: Losses

14 Losses

! If total loss is greater than \$100,000, complete and attach a *Losses schedule 2022*.

Tax losses carried forward to later income years **U \$**
Net capital losses carried forward to later income years **V \$**

Section F: Member information

MEMBER 1

Title: Mr Mrs Miss Ms Other

Family name

First given name

Other given names

Member's TFN

See the Privacy note in the Declaration.

Day Month Year

Date of birth

Contributions

OPENING ACCOUNT BALANCE \$

I Refer to instructions for completing these labels.

A \$ Employer contributions

ABN of principal employer

A1

Personal contributions

B \$

CGT small business retirement exemption

C \$

CGT small business 15-year exemption amount

D \$

Personal injury election

E \$

Spouse and child contributions

F \$

Other third party contributions

G \$

H \$ Proceeds from primary residence disposal

H1 Receipt date / /
Day Month Year

I \$ Assessable foreign superannuation fund amount

J \$ Non-assessable foreign superannuation fund amount

K \$ Transfer from reserve: assessable amount

L \$ Transfer from reserve: non-assessable amount

M \$ Contributions from non-complying funds and previously non-complying funds

T \$ Any other contributions (including Super Co-contributions and Low Income Super Amounts)

M \$

TOTAL CONTRIBUTIONS N \$

(Sum of labels **A** to **M**)

Other transactions

S1 \$ Accumulation phase account balance

S2 \$

Retirement phase account balance - Non CDBIS

S3 \$

Retirement phase account balance - CDBIS

TRIS Count

CLOSING ACCOUNT BALANCE S \$

(**S1** plus **S2** plus **S3**)

O \$ Allocated earnings or losses

Loss

P \$ Inward rollovers and transfers

Q \$ Outward rollovers and transfers

R1 \$ Lump Sum payments

Code

R2 \$ Income stream payments

Code

Accumulation phase value **X1 \$**

Retirement phase value **X2 \$**

Outstanding limited recourse borrowing arrangement amount **Y \$**

MEMBER 2

Title: Mr Mrs Miss Ms Other

Family name

First given name

Other given names

Member's TFN

See the Privacy note in the Declaration.

Date of birth Day Month Year

Contributions OPENING ACCOUNT BALANCE \$

! Refer to instructions for completing these labels.

- | | |
|---|--|
| <p>A \$ Employer contributions</p> <p>A1 ABN of principal employer</p> <p>B \$ Personal contributions</p> <p>C \$ CGT small business retirement exemption</p> <p>D \$ CGT small business 15-year exemption amount</p> <p>E \$ Personal injury election</p> <p>F \$ Spouse and child contributions</p> <p>G \$ Other third party contributions</p> | <p>H \$ Proceeds from primary residence disposal</p> <p>H1 Receipt date Day / Month / Year</p> <p>I \$ Assessable foreign superannuation fund amount</p> <p>J \$ Non-assessable foreign superannuation fund amount</p> <p>K \$ Transfer from reserve: assessable amount</p> <p>L \$ Transfer from reserve: non-assessable amount</p> <p>M \$ Contributions from non-complying funds and previously non-complying funds</p> <p>T \$ Any other contributions (including Super Co-contributions and Low Income Super Amounts)</p> |
|---|--|

TOTAL CONTRIBUTIONS N \$ (Sum of labels **A** to **M**)

Other transactions

<p>S1 \$ Accumulation phase account balance</p> <p>S2 \$ Retirement phase account balance – Non CDBIS</p> <p>S3 \$ Retirement phase account balance – CDBIS</p>	<p>O \$ Allocated earnings or losses Loss</p> <p>P \$ Inward rollovers and transfers</p> <p>Q \$ Outward rollovers and transfers</p> <p>R1 \$ Lump Sum payments Code</p> <p>R2 \$ Income stream payments Code</p>
<p style="text-align: center;">CLOSING ACCOUNT BALANCE S \$ (S1 plus S2 plus S3)</p>	

TRIS Count

Accumulation phase value **X1 \$**

Retirement phase value **X2 \$**

Outstanding limited recourse borrowing arrangement amount **Y \$**

Section H: **Assets and liabilities**

15 ASSETS

15a **Australian managed investments**

Listed trusts **A \$**

Unlisted trusts **B \$**

Insurance policy **C \$**

Other managed investments **D \$**

15b **Australian direct investments**

Cash and term deposits **E \$**

Limited recourse borrowing arrangements	Debt securities F \$
Australian residential real property	Loans G \$
J1 \$	Listed shares H \$
Australian non-residential real property	Unlisted shares I \$
J2 \$	Limited recourse borrowing arrangements J \$
Overseas real property	Non-residential real property K \$
J3 \$	Residential real property L \$
Australian shares	Collectables and personal use assets M \$
J4 \$	Other assets O \$
Overseas shares	
J5 \$	
Other	
J6 \$	
Property count	
J7	

15c **Other investments**

Crypto-Currency **N \$**

15d **Overseas direct investments**

Overseas shares **P \$**

Overseas non-residential real property **Q \$**

Overseas residential real property **R \$**

Overseas managed investments **S \$**

Other overseas assets **T \$**

TOTAL AUSTRALIAN AND OVERSEAS ASSETS U \$ (Sum of labels A to T)

15e **In-house assets**

Did the fund have a loan to, lease to or investment in, related parties (known as in-house assets) at the end of the income year?

A No Yes **B** \$

15f Limited recourse borrowing arrangements

If the fund had an LRBA were the LRBA borrowings from a licensed financial institution? **A** No Yes

Did the members or related parties of the fund use personal guarantees or other security for the LRBA? **B** No Yes

16 LIABILITIES

Borrowings for limited recourse borrowing arrangements V1 \$	
Permissible temporary borrowings V2 \$	
Other borrowings V3 \$	
	Borrowings V \$
Total member closing account balances (total of all CLOSING ACCOUNT BALANCES from Sections F and G)	W \$
	Reserve accounts X \$
	Other liabilities Y \$
	TOTAL LIABILITIES Z \$

Section I: Taxation of financial arrangements

17 Taxation of financial arrangements (TOFA)

Total TOFA gains **H** \$

Total TOFA losses **I** \$

Section J: Other information

Family trust election status

If the trust or fund has made, or is making, a family trust election, write the four-digit **income year specified** of the election (for example, for the 2021–22 income year, write **2022**). **A**


If revoking or varying a family trust election, print **R** for revoke or print **V** for variation, and complete and attach the *Family trust election, revocation or variation 2022*. **B**

Interposed entity election status

If the trust or fund has an existing election, write the earliest income year specified. If the trust or fund is making one or more elections this year, write the earliest income year being specified and complete an *Interposed entity election or revocation 2022* for each election. **C**

If revoking an interposed entity election, print **R**, and complete and attach the *Interposed entity election or revocation 2022*. **D**

Section K: **Declarations**

 Penalties may be imposed for false or misleading information in addition to penalties relating to any tax shortfalls.

Important

Before making this declaration check to ensure that all income has been disclosed and the annual return, all attached schedules and any additional documents are true and correct in every detail. If you leave labels blank, you will have specified a zero amount or the label was not applicable to you. If you are in doubt about any aspect of the annual return, place all the facts before the ATO.

Privacy

The ATO is authorised by the *Taxation Administration Act 1953* to request the provision of tax file numbers (TFNs). We will use the TFN to identify the entity in our records. It is not an offence not to provide the TFN. However if you do not provide the TFN, the processing of this form may be delayed.

Taxation law authorises the ATO to collect information and disclose it to other government agencies. For information about your privacy go to ato.gov.au/privacy

TRUSTEE'S OR DIRECTOR'S DECLARATION:

I declare that, the current trustees and directors have authorised this annual return and it is documented as such in the SMSF's records. I have received a copy of the audit report and are aware of any matters raised therein. The information on this annual return, including any attached schedules and additional documentation is true and correct.

Authorised trustee's, director's or public officer's signature

Date Day / Month / Year

Preferred trustee or director contact details:

Title: Mr Mrs Miss Ms Other

Family name

First given name

Other given names

Phone number

Email address

Non-individual trustee name (if applicable)

ABN of non-individual trustee

Time taken to prepare and complete this annual return **Hrs**

 The Commissioner of Taxation, as Registrar of the Australian Business Register, may use the ABN and business details which you provide on this annual return to maintain the integrity of the register. For further information, refer to the instructions.

TAX AGENT'S DECLARATION:

I declare that the *Self-managed superannuation fund annual return 2022* has been prepared in accordance with information provided by the trustees, that the trustees have given me a declaration stating that the information provided to me is true and correct, and that the trustees have authorised me to lodge this annual return.

Tax agent's signature

Date Day / Month / Year

Tax agent's contact details

Title: Mr Mrs Miss Ms Other

Family name

First given name

Other given names

Tax agent's practice

Tax agent's phone number

Reference number

Tax agent number

SRK Superannuation Fund Deductions Notice Letter

SRK Superannuation Pty Ltd as trustee for SRK Superannuation Fund acknowledges that

Scott Krushka

has advised in writing in accordance with Section 290-170 of the Income Tax Assessment Act 1997 the intention to claim a tax deduction of

\$2464.00

for contributions paid in the year ended 30 June 2022. The Trustee has taken action to deduct the appropriate level of tax from the contributions claimed.

Scott Krushka

Date: / /

**** IMPORTANT INFORMATION - PLEASE READ THE FOLLOWING CAREFULLY ****

If your records confirm the above amount claimed no action on your behalf is required. Retain this acknowledgement with your taxation records as it may be requested by the Australian Taxation Office to substantiate your tax deduction for Superannuation Contributions.

Otherwise: Complete the details below and return this form to the Trustee if:

1. The amount shown above is not the amount that will be claimed, or
2. The Australian Taxation Office disallows/reduces the amount you claim.

In terms of Section 290-170 of the Income Tax Assessment Act 1997 I advise that the amount I intend to claim as a tax deduction for the period 01 July 2021 to 30 June 2022 is: \$ _____

Scott Krushka

Date: / /

Notice of intent to claim or vary a deduction for personal super contributions

Section A: Your details

1 Tax file number (TFN)

! The ATO does not collect this information provided on this form. This form is to assist you in providing details to your super fund. Your super fund is authorised to request your personal details, including your TFN, under the *Superannuation Industry (Supervision) Act 1993*, the *Income Tax Assessment Act 1997* and the *Taxation Administration Act 1953*. It is not an offence not to provide your TFN. However, if you do not provide your TFN, and your super fund doesn't already hold your TFN, they will not be permitted to accept the contribution(s) covered by this notice. For more information about your privacy please contact the entity you are providing this form to.

2 Name

Title:

Family name

First given name

Other given names

3 Date of birth

4 Current postal address

Suburb/town/locality

State/territory

Postcode

Country if outside of Australia

(Australia only)

(Australia only)

5 Daytime phone number (include area code)

Section B: Super fund's details

6 Fund name

7 Fund Australian business number (ABN)

8 Member account number

9 Unique Superannuation Identifier (USI) (if known)

Section C: Contribution details

10 Personal contribution details

Is this notice varying an earlier notice? No Yes

If you answered 'No' complete the **Original Notice to Claim a Tax Deduction** section below.
If you answered 'Yes' complete the **Variation of previous valid notice of intent** section below.

ORIGINAL NOTICE TO CLAIM A TAX DEDUCTION

11 Financial year ended 30 June 20

12 My personal contributions to this fund in the above financial year \$

13 The amount of these personal contributions I will be claiming as a tax deduction \$



Section D: Declaration

This form has a declaration where you say the information in it is correct and complete. Please review the information before you sign the declaration. If you provide false or misleading information, or fail to take reasonable care, you may be liable to administrative penalties imposed by taxation law.

INTENTION TO CLAIM A TAX DEDUCTION

! Complete this declaration if you have **not** previously lodged a valid notice with your super fund for these contributions.

I declare that at the time of lodging this notice:

- I intend to claim the personal contributions stated as a tax deduction
- I am a current member of the identified super fund
- the identified super fund currently holds these contributions and has not begun to pay a superannuation income stream based in whole or part on these contributions
- I have not included any of the contributions in an earlier valid notice.

I declare that I am lodging this notice at the earlier of either:

- before the end of the day that I lodged my income tax return for the income year in which the personal contributions were made, **or**
- before the end of the income year following the year in which the contribution was made.

I declare that the information given on this notice is correct and complete.

Name (Print in BLOCK LETTERS)

Signature

Date

> Send your completed notice to your super fund. **Do not send it to us.** The information on this notice is for you and your super fund. We don't collect this information; we only provide a format for you to provide the information to your super fund.

VARIATION OF PREVIOUS VALID NOTICE OF INTENT

14 Financial year ended 30 June 20


15 My personal contributions to this fund in the above financial year \$

16 The amount of these personal contributions claimed in my original notice of intent \$

17 The amount of these personal contributions I will now be claiming as a tax deduction \$

Declaration

This form has a declaration where you sign to indicate that the information in it is correct and complete. Please review the information before you sign the declaration. If you provide false or misleading information, or fail to take reasonable care, you may be liable to administrative penalties imposed by taxation law.

 Complete this declaration if you have already lodged a valid notice with your fund for these contributions and you wish to **reduce** the amount stated in that notice.

VARIATION OF PREVIOUS VALID NOTICE OF INTENT

I declare that at the time of lodging this notice:

- *I intend to claim the personal contributions stated as a tax deduction*
- *I am a current member of the identified super fund*
- *the identified super fund currently holds these contributions and has not begun to pay a superannuation income stream based in whole or part on these contributions.*

*I declare that I wish to vary my previous valid notice for these contributions by **reducing** the amount I advised in my previous notice and I confirm that either:*

- *I have lodged my income tax return for the year in which the contribution was made, prior to the end of the following income year, and this variation notice is being lodged before the end of the day on which the return was lodged, or*


- *I have not yet lodged my income tax return for the relevant year and this variation notice is being lodged on or before 30 June in the financial year following the year in which the personal contributions were made, or*
- *the ATO has disallowed my claim for a deduction for the relevant year and this notice reduces the amount stated in my previous valid notice by the amount that has been disallowed.*

I declare that the information given on this notice is correct and complete.

Name (Print in BLOCK LETTERS)

Signature

Date

 Send your completed variation notice to your super fund. **Do not send it to us.** The information on this notice is for you and your super fund. We don't collect this information; we only provide a format for you to provide the information to your super fund.

SRK Superannuation Fund

Trial Balance

As at 30 June 2022

Last Year	Code	Account Name	Units	Debits \$	Credits \$
	23800	Distributions Received			
(131.24)	23800/SCG.AX	Scentre Group			267.16
(501.62)	23800/VAS.AX	Vanguard Australian Shares Index Etf			1,608.64
	23900	Dividends Received			
(599.08)	23900/CBA.AX	Commonwealth Bank Of Australia.			1,140.00
(1,826.56)	23900/WBC.AX	Westpac Banking Corporation			3,449.71
	24200	Contributions			
(13,395.48)	24200/KRUCAS00001 A	(Contributions) Krushka, Cassandra - Accumulation			17,846.36
(6,358.55)	24200/KRUSCO00001 A	(Contributions) Krushka, Scott - Accumulation			12,464.00
(24,729.63)	24700	Changes in Market Values of Investments		24,769.17	
	25000	Interest Received			
(33.46)	25000/WestpacDIYSup rSa	Westpac DIY Super Savings Acc 471 279			3.20
(0.44)	25000/estpacDIYSuper Wo1	Westpac DIY Super Working Acc 471 260			1.17
1,980.00	30100	Accountancy Fees		2,134.00	
259.00	30400	ATO Supervisory Levy		259.00	
330.00	30700	Auditor's Remuneration		330.00	
55.00	30800	ASIC Fees		56.00	
	39000	Life Insurance Premiums			
834.96	39000/KRUCAS00001 A	(Life Insurance Premiums) Krushka, Cassandra - Accumulation		949.68	
2,252.46	39000/KRUSCO00001 A	(Life Insurance Premiums) Krushka, Scott - Accumulation		2,712.10	
4,015.61	48500	Income Tax Expense			26.36
37,849.03	49000	Profit/Loss Allocation Account		5,596.65	
	50010	Opening Balance			
(121,824.67)	50010/KRUCAS00001 A	(Opening Balance) Krushka, Cassandra - Accumulation			139,637.75
(54,352.06)	50010/KRUSCO00001 A	(Opening Balance) Krushka, Scott - Accumulation			54,388.01
	52420	Contributions			
(13,395.48)	52420/KRUCAS00001 A	(Contributions) Krushka, Cassandra - Accumulation			17,846.36
(6,358.55)	52420/KRUSCO00001 A	(Contributions) Krushka, Scott - Accumulation			12,464.00

SRK Superannuation Fund

Trial Balance

As at 30 June 2022

Last Year	Code	Account Name	Units	Debits \$	Credits \$
	53100	Share of Profit/(Loss)			
(19,106.67)	53100/KRUCAS00001 A	(Share of Profit/(Loss)) Krushka, Cassandra - Accumulation		13,542.44	
(7,298.34)	53100/KRUSCO00001 A	(Share of Profit/(Loss)) Krushka, Scott - Accumulation		5,095.65	
	53330	Income Tax			
1,844.79	53330/KRUCAS00001 A	(Income Tax) Krushka, Cassandra - Accumulation			1,293.00
414.70	53330/KRUSCO00001 A	(Income Tax) Krushka, Scott - Accumulation			839.72
	53800	Contributions Tax			
2,009.32	53800/KRUCAS00001 A	(Contributions Tax) Krushka, Cassandra - Accumulation		2,676.96	
953.78	53800/KRUSCO00001 A	(Contributions Tax) Krushka, Scott - Accumulation		1,869.60	
	53920	Life Insurance Premiums			
834.96	53920/KRUCAS00001 A	(Life Insurance Premiums) Krushka, Cassandra - Accumulation		949.68	
2,252.46	53920/KRUSCO00001 A	(Life Insurance Premiums) Krushka, Scott - Accumulation		2,712.10	
	54500	Benefits Paid/Transfers Out			
10,000.00	54500/KRUCAS00001 A	(Benefits Paid/Transfers Out) Krushka, Cassandra - Accumulation			0.00
10,000.00	54500/KRUSCO00001 A	(Benefits Paid/Transfers Out) Krushka, Scott - Accumulation			0.00
	60400	Bank Accounts			
366.42	60400/WestpacDIYSup rSa	Westpac DIY Super Savings Acc 471 279		10,369.62	
17,980.21	60400/estpacDIYSuper Wo1	Westpac DIY Super Working Acc 471 260		31,030.45	
	61800	Distributions Receivable			
143.00	61800/VAS.AX	Vanguard Australian Shares Index Etf		555.00	
0.00	68000	Sundry Debtors		5,330.00	
	77600	Shares in Listed Companies (Australian)			
30,360.48	77600/CBA.AX	Commonwealth Bank Of Australia.	304.0000 ✓	27,475.52	
3,961.50	77600/EGR.AX	Ecograf Limited	6,950.0000 ✓	1,772.25	
29,581.20	77600/FLT.AX	Flight Centre Travel Group Limited	1,992.0000 ✓	34,581.12	
8,392.66	77600/QAN.AX	Qantas Airways Limited	1,801.0000 ✓	8,050.47	
73,584.31	77600/WBC.AX	Westpac Banking Corporation	2,851.0000 ✓	55,594.50	

SRK Superannuation Fund**Trial Balance**

As at 30 June 2022

Last Year	Code	Account Name	Units	Debits	Credits
				\$	\$
4,087.80	77600/Z1P.AX	Zip Co Limited.	540.0000	650.70 ✓	
	78200	Units in Listed Unit Trusts (Australian)			
5,137.50	78200/SCG.AX	Scentre Group	1,875.0000	4,856.25	
24,168.28	78200/VAS.AX	Vanguard Australian Shares Index Etf	257.0000	21,523.75	
(1,544.02)	85000	Income Tax Payable/Refundable			2,443.65
(2,193.58)	89000	Deferred Tax Liability/Asset		276.43	
				265,719.09	265,719.09

Current Year Profit/(Loss): 5,570.29



Statement Period
30 June 2021 - 30 September 2021

Westpac DIY Super Savings Account

Account Name
SRK SUPERANNUATION PTY LTD AS
TRUSTEE FOR THE SRK
SUPERANNUATION FUND



036

THE DIRECTOR
3 PAULETTE CT
CASHMERE QLD 4500

Customer ID
4835 7137 SRK SUPERANNUATION
PTY LTD

BSB Account Number
034-077 471 279

Opening Balance	+ \$366.42
Total Credits	+ \$0.00
Total Debits	- \$0.00
Closing Balance	+ \$366.42

INTEREST RATES (PER ANNUM) ON CREDIT BALANCES

Effective Date	\$0 to \$9999	Over \$9999 to \$49999	Over \$49999 to \$99999	Over \$99999 to \$499999
17 Mar 2020	0.01 %	0.05 %	0.05 %	0.05 %
Effective Date	Over \$499999			
17 Mar 2020	0.05 %			

TRANSACTIONS

Please check all entries on this statement and promptly inform Westpac of any possible error or unauthorised transaction

DATE	TRANSACTION DESCRIPTION	DEBIT	CREDIT	BALANCE
30/06/21	STATEMENT OPENING BALANCE			366.42
30/09/21	CLOSING BALANCE			366.42

CONVENIENCE AT YOUR FINGERTIPS

Use Online, Mobile or Tablet Banking to pay bills, transfer funds, check your account balances and much more

**ANNUAL INFORMATION
FOR THE PERIOD 1 JULY 2020 TO 30 JUNE 2021**

For account: 4077/471279
Total interest credited \$33.46

These details are provided for your records and taxation purposes



Statement Period
30 September 2021 - 31 December 2021

Westpac DIY Super Savings Account



THE DIRECTOR
3 PAULETTE CT
CASHMERE QLD 4500

036

Account Name
SRK SUPERANNUATION PTY LTD AS
TRUSTEE FOR THE SRK
SUPERANNUATION FUND

Customer ID
4835 7137 SRK SUPERANNUATION
PTY LTD

BSB Account Number
034-077 471 279

Opening Balance	+ \$366.42
Total Credits	+ \$10,000.03
Total Debits	- \$0.00
Closing Balance	+ \$10,366.45

INTEREST RATES (PER ANNUM) ON CREDIT BALANCES

Effective Date	\$0 to \$9999	Over \$9999 to \$49999	Over \$49999 to \$99999	Over \$99999 to \$499999
17 Mar 2020	0.01 %	0.05 %	0.05 %	0.05 %
Effective Date	Over \$499999			
17 Mar 2020	0.05 %			

TRANSACTIONS

Please check all entries on this statement and promptly inform Westpac of any possible error or unauthorised transaction

DATE	TRANSACTION DESCRIPTION	DEBIT	CREDIT	BALANCE
30/09/21	STATEMENT OPENING BALANCE			366.42
29/12/21	Deposit Online 2318697 Tfr Westpac Diy		10,000.00	10,366.42
31/12/21	Interest Paid		0.03	10,366.45
31/12/21	CLOSING BALANCE			10,366.45

CONVENIENCE AT YOUR FINGERTIPS

Use Online, Mobile or Tablet Banking to pay bills, transfer funds, check your account balances and much more

S011889 / M004978 / 001 / CN4CNCNPW



Statement Period
31 December 2021 - 31 March 2022

Westpac DIY Super Savings Account



THE DIRECTOR
3 PAULETTE CT
CASHMERE QLD 4500

036

Account Name
SRK SUPERANNUATION PTY LTD AS
TRUSTEE FOR THE SRK
SUPERANNUATION FUND

Customer ID
4835 7137 SRK SUPERANNUATION
PTY LTD

BSB Account Number
034-077 471 279

Opening Balance	+ \$10,366.45
Total Credits	+ \$1.26
Total Debits	- \$0.00
Closing Balance	+ \$10,367.71

INTEREST RATES (PER ANNUM) ON CREDIT BALANCES

Effective Date	\$0 to \$9999	Over \$9999 to \$49999	Over \$49999 to \$99999	Over \$99999 to \$499999
17 Mar 2020	0.01 %	0.05 %	0.05 %	0.05 %
Effective Date	Over \$499999			
17 Mar 2020	0.05 %			

TRANSACTIONS

Please check all entries on this statement and promptly inform Westpac of any possible error or unauthorised transaction

DATE	TRANSACTION DESCRIPTION	DEBIT	CREDIT	BALANCE
31/12/21	STATEMENT OPENING BALANCE			10,366.45
31/01/22	Interest Paid		0.43	10,366.88
28/02/22	Interest Paid		0.39	10,367.27
31/03/22	Interest Paid		0.44	10,367.71
31/03/22	CLOSING BALANCE			10,367.71

CONVENIENCE AT YOUR FINGERTIPS

Use Online, Mobile or Tablet Banking to pay bills, transfer funds, check your account balances and much more



Statement Period
31 March 2022 - 30 June 2022

Westpac DIY Super Savings Account



THE DIRECTOR
3 PAULETTE CT
CASHMERE QLD 4500

036

Account Name
SRK SUPERANNUATION PTY LTD AS
TRUSTEE FOR THE SRK
SUPERANNUATION FUND

Customer ID
4835 7137 SRK SUPERANNUATION
PTY LTD

BSB Account Number
034-077 471 279

Opening Balance	+ \$10,367.71
Total Credits	+ \$1.91
Total Debits	- \$0.00
Closing Balance	+ \$10,369.62

INTEREST RATES (PER ANNUM) ON CREDIT BALANCES

Effective Date	\$0 to \$9999	Over \$9999 to \$49999	Over \$49999 to \$99999	Over \$99999 to \$499999
17 Mar 2020	0.01 %	0.05 %	0.05 %	0.05 %
17 May 2022	0.10 %	0.10 %	0.10 %	0.10 %

Effective Date	Over \$499999
17 Mar 2020	0.05 %
17 May 2022	0.10 %

TRANSACTIONS

Please check all entries on this statement and promptly inform Westpac of any possible error or unauthorised transaction

DATE	TRANSACTION DESCRIPTION	DEBIT	CREDIT	BALANCE
31/03/22	STATEMENT OPENING BALANCE			10,367.71
29/04/22	Interest Paid		0.41	10,368.12
31/05/22	Interest Paid		0.65	10,368.77
30/06/22	Interest Paid		0.85	10,369.62
30/06/22	CLOSING BALANCE			10,369.62

CONVENIENCE AT YOUR FINGERTIPS

Use Online, Mobile or Tablet Banking to pay bills, transfer funds, check your account balances and much more



Statement Period
30 June 2021 - 30 September 2021

Westpac DIY Super Working Account



THE DIRECTOR
3 PAULETTE CT
CASHMERE QLD 4500

036

Account Name
SRK SUPERANNUATION PTY LTD AS
TRUSTEE FOR SRK SUPERANNUATION
FUND

Customer ID
4835 7137 SRK SUPERANNUATION
PTY LTD

BSB Account Number
034-077 471 260

Opening Balance	+ \$17,980.21
Total Credits	+ \$882.65
Total Debits	- \$6,206.66
Closing Balance	+ \$12,656.20

INTEREST RATES (PER ANNUM) ON CREDIT BALANCES

Effective Date	\$0 to \$9999	Over \$9999 to \$49999	Over \$49999 to \$99999	Over \$99999 to \$499999
17 Mar 2020	0.01 %	0.01 %	0.01 %	0.01 %

Effective Date	Over \$499999
17 Mar 2020	0.02 %

TRANSACTIONS

Please check all entries on this statement and promptly inform Westpac of any possible error or unauthorised transaction

DATE	TRANSACTION DESCRIPTION	DEBIT	CREDIT	BALANCE
30/06/21	STATEMENT OPENING BALANCE			17,980.21
08/07/21	Payment By Authority To Asteron Life 02920601/00001	79.14		17,901.07
16/07/21	Deposit Dividend Vas Payment Jul21/00869876		143.00	18,044.07
26/07/21	Payment By Authority To Amp Fd1Cp130202699	213.08		17,830.99
30/07/21	Interest Paid		0.14	17,831.13
09/08/21	Payment By Authority To Asteron Life 02920601/00001	79.14		17,751.99
25/08/21	Payment By Authority To Amp Fd1Cp130202699	213.08		17,538.91
31/08/21	Interest Paid		0.15	17,539.06

**TRANSACTIONS**

Please check all entries on this statement and promptly inform Westpac of any possible error or unauthorised transaction

DATE	TRANSACTION DESCRIPTION	DEBIT	CREDIT	BALANCE
31/08/21	Deposit-Debenture/Note Interest Scg Distribution Aug21/00877104		131.24	17,670.30
08/09/21	Payment By Authority To Asteron Life 02920601/00001	79.14		17,591.16
16/09/21	Withdrawal Online 1119671 Pymt Trm Real E L42 Ocean Heights	5,000.00		12,591.16
23/09/21	Withdrawal-Osko Payment 1159016 Kelly Lawyers Throughput Account Lawyers fees invest Elliott Heads	330.00		12,261.16
27/09/21	Payment By Authority To Amp Fd1Cp130202699	213.08		12,048.08
29/09/21	Deposit Dividend CBA Fnl Div 001263491673		608.00	12,656.08
30/09/21	Interest Paid		0.12	12,656.20
30/09/21	CLOSING BALANCE			12,656.20

CONVENIENCE AT YOUR FINGERTIPS

Use Online, Mobile or Tablet Banking to pay bills, transfer funds, check your account balances and much more

MORE INFORMATION

Further information in relation to your account, including details of product benefits and applicable fees and charges, is available on request. That information is also contained in the Product Disclosure Statement (PDS) or other disclosure document for your account. For a copy of that document, or if you have any other enquiries, you can call Telephone Banking on 132 032 from Australia or +61 2 9293 9270 from overseas.

The above Closing Balance amount may not be the same as the balance payable to you on closure of your account (the 'termination value'). Details of the termination value can be obtained by calling Telephone Banking on the numbers quoted above. Further information on how to close accounts, including calculation of the termination value, is contained in the Product Disclosure Statement (PDS) booklet or other disclosure document for your account.

We have an internal process for handling and resolving any problem you may have with, or complaints relating to, your account or this product. Information about this process can be found in the Product Disclosure Statement (PDS) or other disclosure document for your account, or you can contact us on 1300 130 467.

Remember, if you have a card, always keep your passcode (PIN) secret - don't tell anyone or let them see it. Never write your passcode on your card or on anything that could be lost or stolen. If you do need to record a reminder, you must make every effort to disguise it. You may be liable for losses if you don't protect your passcode. To help you learn how you can protect your card against unauthorised transactions, you can find more information at westpac.com.au/dispute. If you are a business customer, please go to westpac.com.au/businessdispute

Information for customers that have a Westpac Transaction account for personal use, and have a Commonwealth Concession or Health Care card (Concession card).

The Westpac Choice Concession account is a transaction account designed for Concession card holders and offers no monthly service fees, no outward dishonour fees, no account overdrawn fees and there are no informal overdrafts



Statement Period
30 September 2021 - 31 December 2021

Westpac DIY Super Working Account

036
THE DIRECTOR
3 PAULETTE CT
CASHMERE QLD 4500

Account Name
SRK SUPERANNUATION PTY LTD AS
TRUSTEE FOR SRK SUPERANNUATION
FUND

Customer ID
4835 7137 SRK SUPERANNUATION
PTY LTD

BSB Account Number
034-077 471 260

Opening Balance + \$12,656.20
Total Credits + \$4,226.54
Total Debits - \$10,876.66
Closing Balance + \$6,006.08

INTEREST RATES (PER ANNUM) ON CREDIT BALANCES

Effective Date	\$0 to \$9999	Over \$9999 to \$49999	Over \$49999 to \$99999	Over \$99999 to \$499999
17 Mar 2020	0.01 %	0.01 %	0.01 %	0.01 %
Effective Date	Over \$499999			
17 Mar 2020	0.02 %			

TRANSACTIONS

Please check all entries on this statement and promptly inform Westpac of any possible error or unauthorised transaction

DATE	TRANSACTION DESCRIPTION	DEBIT	CREDIT	BALANCE
30/09/21	STATEMENT OPENING BALANCE			12,656.20
07/10/21	Deposit-Osko Payment 2283732 Srk Electrical Solutions Pty Ltd C Krushka super payable		2,153.90	14,810.10
08/10/21	Payment By Authority To Asteron Life 02920601/00001	79.14		14,730.96
18/10/21	Deposit Dividend Vas Payment Oct21/00871502		361.69	15,092.65
25/10/21	Payment By Authority To Amp Fd1Cp130202699	213.08		14,879.57
29/10/21	Interest Paid		0.11	14,879.68
08/11/21	Payment By Authority To Asteron Life 02920601/00001	79.14		14,800.54

**TRANSACTIONS**

Please check all entries on this statement and promptly inform Westpac of any possible error or unauthorised transaction

DATE	TRANSACTION DESCRIPTION	DEBIT	CREDIT	BALANCE
25/11/21	Payment By Authority To Amp Fd1Cp130202699	213.08		14,587.46
30/11/21	Interest Paid		0.12	14,587.58
08/12/21	Payment By Authority To Asteron Life 02920601/00001	79.14		14,508.44
21/12/21	Deposit Dividend WBC Dividend 001269322252		1,710.60	16,219.04
29/12/21	Withdrawal Mobile 1318697 Tfr Westpac Diy	10,000.00		6,219.04
29/12/21	Payment By Authority To Amp Fd1Cp130202699	213.08		6,005.96
31/12/21	Interest Paid		0.12	6,006.08
31/12/21	CLOSING BALANCE			6,006.08

CONVENIENCE AT YOUR FINGERTIPS

Use Online, Mobile or Tablet Banking to pay bills, transfer funds, check your account balances and much more

MORE INFORMATION

Further information in relation to your account, including details of product benefits and applicable fees and charges, is available on request. That information is also contained in the Product Disclosure Statement (PDS) or other disclosure document for your account. For a copy of that document, or if you have any other enquiries, you can call Telephone Banking on 132 032 from Australia or +61 2 9155 7700 from overseas.

The above Closing Balance amount may not be the same as the balance payable to you on closure of your account (the 'termination value'). Details of the termination value can be obtained by calling Telephone Banking on the numbers quoted above. Further information on how to close accounts, including calculation of the termination value, is contained in the Product Disclosure Statement (PDS) booklet or other disclosure document for your account.

We have an internal process for handling and resolving any problem you may have with, or complaints relating to, your account or this product. Information about this process can be found in the Product Disclosure Statement (PDS) or other disclosure document for your account, or you can contact us on 1300 130 467.

Remember, if you have a card, always keep your passcode (PIN) secret - don't tell anyone or let them see it. Never write your passcode on your card or on anything that could be lost or stolen. If you do need to record a reminder, you must make every effort to disguise it. You may be liable for losses if you don't protect your passcode. To help you learn how you can protect your card against unauthorised transactions, you can find more information at westpac.com.au/dispute. If you are a business customer, please go to westpac.com.au/businessdispute

Information for customers that have a Westpac Transaction account for personal use, and have a Commonwealth Concession or Health Care card (Concession card).

The Westpac Choice Concession account is a transaction account designed for Concession card holders and offers no monthly service fees, no outward dishonour fees, no account overdrawn fees and there are no informal overdrafts (except where it is impossible or reasonably impractical for us to prevent your account from being overdrawn).

To be eligible for this account, you must have your government payments paid into the account. There is a limit of one



Statement Period
31 December 2021 - 31 March 2022

Westpac DIY Super Working Account

THE DIRECTOR
3 PAULETTE CT
CASHMERE QLD 4500

036

Account Name
SRK SUPERANNUATION PTY LTD AS
TRUSTEE FOR SRK SUPERANNUATION
FUND

Customer ID
4835 7137 SRK SUPERANNUATION
PTY LTD

BSB
034-077

Account Number
471 260

Opening Balance	+ \$6,006.08
Total Credits	+ \$2,847.14
Total Debits	- \$932.66
Closing Balance	+ \$7,920.56

INTEREST RATES (PER ANNUM) ON CREDIT BALANCES

Effective Date	\$0 to \$9999	Over \$9999 to \$49999	Over \$49999 to \$99999	Over \$99999 to \$499999
17 Mar 2020	0.01 %	0.01 %	0.01 %	0.01 %

Effective Date	Over \$499999
17 Mar 2020	0.02 %

TRANSACTIONS

Please check all entries on this statement and promptly inform Westpac of any possible error or unauthorised transaction

DATE	TRANSACTION DESCRIPTION	DEBIT	CREDIT	BALANCE
31/12/21	STATEMENT OPENING BALANCE			6,006.08
10/01/22	Payment By Authority To Asteron Life 02920601/00001	79.14		5,926.94
13/01/22	Withdrawal Online 3561710 Bpay Asic Company regn fees	56.00		5,870.94
19/01/22	Deposit Dividend Vas Payment Jan22/00871424		179.01	6,049.95
20/01/22	Deposit-Osko Payment 2370872 Srk Electrical Solutions Pty Ltd C Krushka Oct-Dec 21 super		2,000.05	8,050.00
25/01/22	Payment By Authority To Amp Fd1Cp130202699	213.08		7,836.92
31/01/22	Interest Paid		0.05	7,836.97

**TRANSACTIONS**

Please check all entries on this statement and promptly inform Westpac of any possible error or unauthorised transaction

DATE	TRANSACTION DESCRIPTION	DEBIT	CREDIT	BALANCE
08/02/22	Payment By Authority To Asteron Life 02920601/00001	79.14		7,757.83
25/02/22	Payment By Authority To Amp Fd1Cp130202699	213.08		7,544.75
28/02/22	Interest Paid		0.05	7,544.80
28/02/22	Deposit-Debenture/Note Interest Scg Distribution 22Feb/00872631		135.92	7,680.72
08/03/22	Payment By Authority To Asteron Life 02920601/00001	79.14		7,601.58
25/03/22	Payment By Authority To Amp Fd1Cp130202699	213.08		7,388.50
30/03/22	Deposit Dividend CBA Itm Div 001272213774		532.00	7,920.50
31/03/22	Interest Paid		0.06	7,920.56
31/03/22	CLOSING BALANCE			7,920.56

CONVENIENCE AT YOUR FINGERTIPS

Use Online, Mobile or Tablet Banking to pay bills, transfer funds, check your account balances and much more

MORE INFORMATION

Further information in relation to your account, including details of product benefits and applicable fees and charges, is available on request. That information is also contained in the Product Disclosure Statement (PDS) or other disclosure document for your account. For a copy of that document, or if you have any other enquiries, you can call Telephone Banking on 132 032 from Australia or +61 2 9155 7700 from overseas.

The above Closing Balance amount may not be the same as the balance payable to you on closure of your account (the 'termination value'). Details of the termination value can be obtained by calling Telephone Banking on the numbers quoted above. Further information on how to close accounts, including calculation of the termination value, is contained in the Product Disclosure Statement (PDS) booklet or other disclosure document for your account.

We have an internal process for handling and resolving any problem you may have with, or complaints relating to, your account or this product. Information about this process can be found in the Product Disclosure Statement (PDS) or other disclosure document for your account, or you can contact us on 1300 130 467.

Remember, if you have a card, always keep your passcode (PIN) secret - don't tell anyone or let them see it. Never write your passcode on your card or on anything that could be lost or stolen. If you do need to record a reminder, you must make every effort to disguise it. You may be liable for losses if you don't protect your passcode. To help you learn how you can protect your card against unauthorised transactions, you can find more information at westpac.com.au/dispute. If you are a business customer, please go to westpac.com.au/businessdispute

Information for customers that have a Westpac Transaction account for personal use, and have a Commonwealth Concession or Health Care card (Concession card).

The Westpac Choice Concession account is a transaction account designed for Concession card holders and offers no monthly service fees, no outward dishonour fees, no account overdrawn fees and there are no informal overdrafts



Statement Period
31 March 2022 - 30 June 2022

Westpac DIY Super Working Account

036
THE DIRECTOR
3 PAULETTE CT
CASHMERE QLD 4500

Account Name
SRK SUPERANNUATION PTY LTD AS
TRUSTEE FOR SRK SUPERANNUATION
FUND

Customer ID
4835 7137 SRK SUPERANNUATION
PTY LTD

BSB Account Number
034-077 471 260

Opening Balance + \$7,920.56
Total Credits + \$25,944.71
Total Debits - \$2,834.82
Closing Balance + \$31,030.45

INTEREST RATES (PER ANNUM) ON CREDIT BALANCES

Effective Date	\$0 to \$9999	Over \$9999 to \$49999	Over \$49999 to \$99999	Over \$99999 to \$499999
17 Mar 2020	0.01 %	0.01 %	0.01 %	0.01 %
Effective Date	Over \$499999			
17 Mar 2020	0.02 %			

TRANSACTIONS

Please check all entries on this statement and promptly inform Westpac of any possible error or unauthorised transaction

DATE	TRANSACTION DESCRIPTION	DEBIT	CREDIT	BALANCE
31/03/22	STATEMENT OPENING BALANCE			7,920.56
08/04/22	Payment By Authority To Asteron Life 02920601/00001	79.14		7,841.42
14/04/22	Deposit-Osko Payment 2303491 Srk Electrical Solutions Pty Ltd C Krushka super Jan-Mar 22		2,000.05	9,841.47
20/04/22	Deposit Dividend Vas Payment Apr22/00871432		512.94	10,354.41
26/04/22	Payment By Authority To Amp Fd1Cp130202699	213.08		10,141.33
29/04/22	Interest Paid		0.07	10,141.40
09/05/22	Payment By Authority To Asteron Life 02920601/00001	79.14		10,062.26

**TRANSACTIONS**

Please check all entries on this statement and promptly inform Westpac of any possible error or unauthorised transaction

DATE	TRANSACTION DESCRIPTION	DEBIT	CREDIT	BALANCE
19/05/22	Withdrawal Online 1945569 Bpay Tax Office Income tax	1,803.02		8,259.24
25/05/22	Payment By Authority To Amp Fd1Cp130202699	290.65		7,968.59
31/05/22	Interest Paid		0.08	7,968.67
08/06/22	Payment By Authority To Asteron Life 02920601/00001	79.14		7,889.53
23/06/22	Deposit-Osko Payment 2165832 Srk Electrical Solutions Pty Ltd C Krushka super Apr-Jun 22		11,692.36	19,581.89
23/06/22	Deposit-Osko Payment 2187106 Srk Electrical Solutions Pty Ltd S Krushka super contribution		10,000.00	29,581.89
24/06/22	Deposit Dividend WBC Dividend 001277984069		1,739.11	31,321.00
28/06/22	Payment By Authority To Resolution Life Fd1Cp130202699	290.65		31,030.35
30/06/22	Interest Paid		0.10	31,030.45
30/06/22	CLOSING BALANCE			31,030.45

CONVENIENCE AT YOUR FINGERTIPS

Use Online, Mobile or Tablet Banking to pay bills, transfer funds, check your account balances and much more

MORE INFORMATION

Further information in relation to your account, including details of product benefits and applicable fees and charges, is available on request. That information is also contained in the Product Disclosure Statement (PDS) or other disclosure document for your account. For a copy of that document, or if you have any other enquiries, you can call Telephone Banking on 132 032 from Australia or +61 2 9155 7700 from overseas.

The above Closing Balance amount may not be the same as the balance payable to you on closure of your account (the 'termination value'). Details of the termination value can be obtained by calling Telephone Banking on the numbers quoted above. Further information on how to close accounts, including calculation of the termination value, is contained in the Product Disclosure Statement (PDS) booklet or other disclosure document for your account.

We have an internal process for handling and resolving any problem you may have with, or complaints relating to, your account or this product. Information about this process can be found in the Product Disclosure Statement (PDS) or other disclosure document for your account, or you can contact us on 1300 130 467.

Remember, if you have a card, always keep your passcode (PIN) secret - don't tell anyone or let them see it. Never write your passcode on your card or on anything that could be lost or stolen. If you do need to record a reminder, you must make every effort to disguise it. You may be liable for losses if you don't protect your passcode. To help you learn how you can protect your card against unauthorised transactions, you can find more information at westpac.com.au/dispute. If you are a business customer, please go to westpac.com.au/businessdispute

SRK Superannuation Fund

Distribution Reconciliation Report

For The Period 01 July 2021 - 30 June 2022

Date	Non Primary Production Income (A) * ₁					Distributed Capital Gains (B) * ₂					Foreign Income * ₃		Non-Assessable			Taxable Income
	Payment Received	Franked	Unfranked	Interest/ Other	Franking Credits	Discounted (After Discount)	Rate * ₅	CGT Concession	Indexed	Other	Foreign Income	Foreign Credits	Tax Exempt	Tax Free	Tax Deferred / AMIT * ₆	
Units in Listed Unit Trusts (Australian)																
SCG.AX Scentre Group																
30/06/2022	267.16	55.71		87.81	23.88		S				17.78	0.68			105.86	185.86
	267.16	55.71		87.81	23.88						17.78	0.68			105.86	185.86
	<i>Net Cash Distribution:</i>		267.16													
VAS.AX Vanguard Australian Shares Index Etf																
30/06/2022	1,608.64	1,008.72	79.77	46.48	447.28	340.63	S	170.31			20.26	1.35	2.25		(59.78)	1,944.49
	1,608.64	1,008.72	79.77	46.48	447.28	340.63		170.31			20.26	1.35	2.25		(59.78)	1,944.49
	<i>Net Cash Distribution:</i>		1,608.64													
	1,875.80	1,064.43	79.77	134.29	471.16	340.63		170.31			38.04	2.03	2.25		46.08	2,130.35

SRK Superannuation Fund

Distribution Reconciliation Report

For The Period 01 July 2021 - 30 June 2022

Date	Non Primary Production Income (A) * ₁				Distributed Capital Gains (B) * ₂				Foreign Income * ₃		Non-Assessable				Taxable Income	
	Payment Received	Franked	Unfranked	Interest/ Other	Franking Credits	Discounted (After Discount)	Rate * ₅	CGT Concession	Indexed	Other	Foreign Income	Foreign Credits	Tax Exempt	Tax Free		Tax Deferred / AMIT * ₆
TOTAL	1,875.80	1,064.43	79.77	134.29	471.16	340.63		170.31			38.04	2.03	2.25		46.08	2,130.35

Total Distributed Gains

Discount Rate	Discounted	Gross
Superfund 1/3	340.63	510.94
Individual 50%(I)	0.00	0.00
Total	340.63	510.94

*₁ Summary of Non Primary Production Income (A)

Tax Label	Franked	Unfranked	Interest/Other	Less Other Deduction	Income Before Credits * ₇	Franking Credits	Total Including Credits
11M Gross trust distributions	1,064.43	79.77	134.29		1,278.49	471.16	1,749.65

*₂ Forms part of the Net Capital Gains calculation for Tax Label 11A.

*₃ Forms part of the Foreign Credits calculation for Tax Label 11D, D1, 13C1.

*₄ Taxable Income is designed to match Tax Statement provided by Fund Manager.

Taxable Income in the SMSF Annual Return will be different due to application of Capital Losses in Net Capital Gain calculation and application of different discount method.

*₅ This is the discount rate selected for the transaction. "S" being Super Funds at 1/3 and "I" being Individual at 50%.

*₆ AMIT cost base net increase is reflected as negative amount i.e. negative tax deferred and AMIT cost base net decrease is reflected as positive amount i.e. positive tax deferred.

*₇ Sum of Income Before Credits reconciles with Taxable Trust Distributions in Statement of Taxable Income.

^ Variance between Payment Received and Net Cash Distribution.

2022 TAX STATEMENT

037122 000 SCG



SRK SUPERANNUATION PTY LTD
 <SRK SUPERANNUATION FUND A/C>
 3 PAULETTE COURT
 CASHMERE QLD 4500

31 March 2022

SCG Holder No: HIN WITHHELD

Attribution Managed Investment Trust Member Annual Tax Statement for the 30 June 2022 Year

Part A: 2022 tax return (supplementary section) items for a resident individual

This Statement includes all distributions paid by the entities in Scentre Group (consisting of Scentre Group Limited, Scentre Group Trust 1, Scentre Group Trust 2 and Scentre Group Trust 3) in respect of the period 1 July 2021 to 30 June 2022.

	SGL	SGT1	SGT2	SGT3	Tax Return Label
Tax Return - Income Section					
Dividends - franked	\$54.18			\$1.50	11T
Franking credit	\$23.22			\$0.64	11U
TFN amounts withheld	\$0.00			\$0.00	11V
Tax Return - Supplementary Section					
Non-primary production income					
- Share of net income from trusts		\$44.71	\$43.10		13U
- Franked distributions from trusts		\$0.05	Nil		13C
Share of franking credits from franked distributions		\$0.02	Nil		13Q
TFN amounts withheld		\$0.00	\$0.00		13R
Total current year capital gains - grossed up		Nil	Nil		18H
Net capital gain		Nil	Nil		18A
Assessable foreign source income		\$9.04	\$9.42		20E
Other net foreign source income		\$9.04	\$9.42		20M
Foreign income tax offsets		\$0.31	\$0.37		20O

AMIT Cost Base Adjustments	SGT1	SGT2
AMIT cost base net amount - excess (reduce cost base)	\$52.27	\$53.59
AMIT cost base net amount - shortfall (increase cost base)	Nil	Nil

Use only this Tax Statement to complete your 2022 Tax Return, it includes all distributions/dividends paid by the entities in Scentre Group that should be included in your 2022 Tax Return.

Please retain this statement for income tax purposes

The information shown on this statement is also reported to the Australian Taxation Office. This Tax Statement should be read in conjunction with the 2022 Scentre Group Tax Return Guide, which is available on the Scentre Group website at <http://www.scentregroup.com/investors/taxation-information>

2022 TAX SUMMARY

037122 000 SCG

SRK SUPERANNUATION PTY LTD
 <SRK SUPERANNUATION FUND A/C>
 3 PAULETTE COURT
 CASHMERE QLD 4500

31 March 2022

SCG Holder No: HIN WITHHELD

Net Distribution/Dividend Amount for the 12 months to 30 June 2022	Scentre Group Limited	Scentre Group Trust 1	Scentre Group Trust 2	Scentre Group Trust 3	Total
Distribution/Dividend paid 31 August 2021	\$0.00	\$65.62	\$65.62	\$0.00	\$131.24
Distribution/Dividend paid 28 February 2022	\$54.18	\$40.12	\$40.12	\$1.50	\$135.92
Total Gross Distribution/Dividend	\$54.18	\$105.74	\$105.74	\$1.50	\$267.16
Taxes Withheld					
TFN amounts withheld	\$0.00	\$0.00	\$0.00	\$0.00	\$0.00
Fund Payment					
Withholding tax - (non-residents only)	\$0.00	\$0.00	\$0.00	\$0.00	\$0.00
Non-resident interest/dividend withholding tax	\$0.00	\$0.00	\$0.00	\$0.00	\$0.00
Net Cash Distribution/Dividend	\$54.18	\$105.74	\$105.74	\$1.50	\$267.16
Total Tax Attribution Amount		\$53.47	\$52.15		\$105.62

Part B: Components of Distribution/Dividend Tax Attribution Amounts

	(\$)	(\$)	(\$)	(\$)
Australian Income - Dividends				
Dividends - franked	\$54.18			\$1.50
Australian Income - Trust Distributions				
Interest		\$0.08	\$10.07	
Dividend - franked		\$0.03	Nil	
Other income		\$44.63	\$33.03	
Total Non-primary production income		\$44.74	\$43.10	
Capital Gains - discount method (50%) (TAP)		Nil	Nil	
Total Net Capital Gains		Nil	Nil	
AMIT CGT Gross up amount		Nil	Nil	
Total Current year capital gains		Nil	Nil	
Foreign Income				
Assessable foreign source income		\$8.73	\$9.05	
Total Tax Attribution Amount		\$53.47	\$52.15	
Franking Credits	\$23.22	\$0.02	Nil	\$0.64
Foreign income tax offsets		\$0.31	\$0.37	

Please retain this statement for income tax purposes

The information shown on this statement is also reported to the Australian Taxation Office.

Contact Us:



Online:
www-au.computershare.com/Investor/Contact



By Mail:
Computershare Investor Services Pty Limited
GPO Box 2975 Melbourne
Victoria 3001 Australia

Enquiries:

(within Australia) 1300 757 905
(international) +61 3 9415 4813

Holder Identification Number (HIN)

HIN WITHHELD

122257 000 VAS



SRK SUPERANNUATION PTY LTD
<SRK SUPERANNUATION FUND A/C>
3 PAULETTE COURT
CASHMERE QLD 4500

ATTRIBUTION MANAGED INVESTMENT TRUST MEMBER ANNUAL TAX STATEMENT FOR YEAR ENDED 30 JUNE 2022

The following tax return items are valid for Australian resident individual unitholders only.

PART A – SUMMARY OF 2022 TAX RETURN (SUPPLEMENTARY SECTION) ITEMS			
Item	Tax Return Label	Amount	
Share of net income from trusts, less net capital gains, foreign income and franked distributions	13U	\$126.25	
Franked distributions from trusts	13C	\$1,458.16	
Share of franking credits from franked dividends	13Q	\$447.28	
Share of credit for TFN amounts withheld	13R	\$0.00	
Share of credit for foreign resident withholding amounts	13A	\$0.00	
Net capital gain	18A	\$255.47	
Total current year capital gains	18H	\$510.94	
Assessable foreign source income	20E	\$21.70	
Other net foreign source income	20M	\$21.70	
Foreign income tax offset	20O	\$1.35	
PART B – COMPONENTS OF ATTRIBUTION			
Item	Cash Distribution	Tax Paid/Offsets	Attribution
Australian Income			
Unfranked distributions	\$30.87		\$24.59
Unfranked CFI distributions	\$54.77		\$55.18
Interest - subject to non resident WHT	\$10.48		\$13.70
Interest - not subject to non resident WHT	\$0.00		\$0.00
Other income - clean building MIT income	\$0.00		\$0.00
Other income - excluded from NCMI	\$0.44		\$0.46
Other income - NCMI	\$0.52		\$0.73
Other income	\$39.58		\$31.59
Non primary production income	\$136.66		\$126.25
Franked distributions	\$1,008.72	\$447.28	\$1,458.16
Capital Gains			
Discounted capital gains TAP - clean building MIT income	\$0.00		\$0.00
Discounted capital gains TAP - excluded from NCMI	\$0.00		\$0.00
Discounted capital gains TAP - NCMI	\$0.00		\$0.00
Discounted capital gains TAP	\$0.00		\$0.00
Discounted capital gains NTAP	\$221.50		\$255.47
Capital gains – other method TAP - clean building MIT income	\$0.00		\$0.00
Capital gains – other method TAP - excluded from NCMI	\$0.00		\$0.00
Capital gains – other method TAP - NCMI	\$0.00		\$0.00
Capital gains – other method TAP	\$0.00		\$0.00
Capital gains – other method NTAP	\$0.00		\$0.00
Net capital gain	\$221.50		\$255.47
AMIT CGT gross up amount			\$255.47
Other capital gains distribution	\$221.50		
Total current year capital gains	\$443.00		\$510.94
Foreign Income			
Assessable foreign source income	\$20.26	\$1.35	\$21.70
Other Non-assessable Amounts			
Non-assessable non-exempt amount	\$0.00		\$0.00
Net exempt income	\$0.00		
Other non-attributable amounts	\$0.00		
Gross Amount	\$1,608.64		\$2,117.05
AMIT cost base net amount - excess (reduce cost base)			\$0.00
AMIT cost base net amount - shortfall (increase cost base)			\$59.78
Less TFN amounts withheld	\$0.00		
Less non-resident withholding tax			
- Interest / dividend amounts withheld	\$0.00		
- Fund payment amounts withheld	\$0.00		
Net Cash Distribution	\$1,608.64		

SRK Superannuation Fund

Dividend Reconciliation Report

For The Period 01 July 2021 - 30 June 2022

Date	Net Payment Received	Australian Income			Foreign Income			Withheld		
		Unfranked	Franked	Franking Credits	Foreign Income	Foreign Credits	NZ Credits	TFN Withheld	Non-Resident	LIC Deduction
Shares in Listed Companies (Australian)										
CBA.AX Commonwealth Bank Of Australia.										
29/09/2021	608.00	0.00	608.00	260.57						
30/03/2022	532.00	0.00	532.00	228.00						
	1,140.00	0.00	1,140.00	488.57						
WBC.AX Westpac Banking Corporation										
21/12/2021	1,710.60	0.00	1,710.60	733.11						
24/06/2022	1,739.11	0.00	1,739.11	745.33						
	3,449.71	0.00	3,449.71	1,478.44						
	4,589.71	0.00	4,589.71	1,967.01						

SRK Superannuation Fund
Dividend Reconciliation Report

For The Period 01 July 2021 - 30 June 2022

Date	Net Payment Received	Australian Income			Foreign Income			Withheld		
		Unfranked	Franked	Franking Credits	Foreign Income	Foreign Credits	NZ Credits	TFN Withheld	Non-Resident	LIC Deduction
TOTAL	4,589.71	0.00	4,589.71	1,967.01						

Tax Return Reconciliation

	Totals	Tax Return Label
Unfranked	0.00	J
Franked Dividends	4,589.71	K
Franking Credits	1,967.01	L

Tax History

◀ **View:** CBA, X*****7081 (SRK SUPERANNUATION PTY LTD <SRK SUPERANNUATION FUND A/C>)

Note: this tax history does not cover Employee Plan transactions. Please see Tax Statements for Employee Plan details.

Date range from (dd/mm/yyyy) 📅 to (dd/mm/yyyy) 📅

Displaying Income & Tax History from 01 Jul 2021 to 30 Jun 2022

Payment Date	Issuer	HIN/SRN EMP ID	Payment Type	Franked Amount	Unfranked Amount	Gross Amount	Withholding Tax	Net Amount	Franking Credit
30/03/2022	CBA	X*****7081	Dividend (AUD/AUS)	532.00	0.00	532.00	0.00	532.00	228.00
29/09/2021	CBA	X*****7081	Dividend (AUD/AUS)	608.00	0.00	608.00	0.00	608.00	260.57

Viewing 1 - 2 of 2

Tax History

◀ **View:** There are no holdings for the current user

Note: this tax history does not cover Employee Plan transactions. Please see Tax Statements for Employee Plan details.

Date range from (dd/mm/yyyy) to (dd/mm/yyyy)

Displaying Income & Tax History from 01 Jul 2021 to 30 Jun 2022

Payment Date	Issuer	HIN/SRN EMP ID	Payment Type	Franked Amount	Unfranked Amount	Gross Amount	Withholding Tax	Net Amount	Franking Credit
No records found									

Page of 0

No records to view

Statements & Documents

▼ FLIGHT CENTRE TRAVEL GROUP LIMITED

Srk Superannuation Pty Ltd <SRK SUPERANNUATION FUND> X***7081**

There are no records for this account matching the filter.

Trouble accessing PDFs? Please [Contact Us](#)

Tax History

◀ **View:** QAN, X*****7081 (SRK SUPERANNUATION PTY LTD <SRK SUPERANNUATION FUND A/C>)

Note: this tax history does not cover Employee Plan transactions. Please see Tax Statements for Employee Plan details.

Date range from (dd/mm/yyyy) to (dd/mm/yyyy)

Displaying Income & Tax History from 01 Jul 2021 to 30 Jun 2022

Payment Date	Issuer	HIN/SRN EMP ID	Payment Type	Franked Amount	Unfranked Amount	Gross Amount	Withholding Tax	Net Amount	Franking Credit
No records found									

Page of 0

No records to view

Tax History

◀ **View:** There are no holdings for the current user

Note: this tax history does not cover Employee Plan transactions. Please see Tax Statements for Employee Plan details.

Date range from (dd/mm/yyyy) to (dd/mm/yyyy)

Displaying Income & Tax History from 01 Jul 2021 to 30 Jun 2022

Payment Date	Issuer	HIN/SRN EMP ID	Payment Type	Franked Amount	Unfranked Amount	Gross Amount	Withholding Tax	Net Amount	Franking Credit
24/06/2022	WBC	X*****7081	Dividend (AUD/AUS)	1,739.11	0.00	1,739.11	0.00	1,739.11	745.33
21/12/2021	WBC	X*****7081	Dividend (AUD/AUS)	1,710.60	0.00	1,710.60	0.00	1,710.60	733.11

Viewing 1 - 2 of 2

Dividends & Payments

ZIP CO LIMITED

Srk Superannuation Pty Ltd X***7081**

Payment Date	Net	Type	Method	Status
---------------------	------------	-------------	---------------	---------------

There is no payment information for this account.



End of Period Closing Figures

Client Name: SRK Superannuation Fund Period Ended: 30 June 2022
Client Code: KRUS03 Accountant: Eddy Lee

Debtors:

555.00	- VAS Dist'n Receivable (attached)
5,330.00	- Deposit & Legal Fee (attached)
\$5,885.00	

Creditors:

\$0.00

Other:

\$0.00

082225 000 VAS



SRK SUPERANNUATION PTY LTD
<SRK SUPERANNUATION FUND A/C>
3 PAULETTE COURT
CASHMERE QLD 4500

Holder Identification Number (HIN)

HIN WITHHELD

ASX Code	VAS
TFN/ABN Status	Quoted
Record Date	4 July 2022
Payment Date	18 July 2022

Vanguard Australian Shares Index ETF Distribution Payment for the Period Ending 30 June 2022 Direct Credit Advice

Class Description	Rate Per Security	Securities Held	Gross Amount
ETF	\$2.15953183	257	\$555.00

Withholding tax: \$0.00

NET PAYMENT: \$555.00

Note: You should retain this statement to assist you in preparing your tax return. Please keep this in a safe place as a charge may be levied for a replacement. If you require a payment to be re-issued, you may be charged an administrative fee which will be deducted from your payment. Fees are applicable to certain types of payments valued at over \$100 AUD.

For additional information regarding the distribution, including estimated tax components and Fund Payment information, please visit the Announcements section of the Vanguard Investments Australia web page www.vanguard.com.au/etf

Your Payment Instruction

Bank: WESTPAC BANKING CORPORATION
BSB: 034-077
ACC: XXXX60

Amount Deposited

\$555.00

If payment cannot be made to the above instruction, a direct credit form will be forwarded to your registered address and your distribution entitlement shown above will be held as a non-interest bearing deposit until your new direct credit instructions are received.

Trust Account Receipt

Agents Financial Administration Act 2014 Trust Account Receipt



TRM Real Estate P/L TAS Synergy Property Specialists PAMD Trust Account Sales

Licensee: Timothy McCollum - Licence Number: 3288623
3/77 Barolin Street
Bundaberg South QLD 4670

ABN: 93 134 538 364

Receipt# 1349

Trans Date: 16/09/2021
Added: 17/09/2021

Received from: Scott

Owner: Edals Investments Pty Ltd

Property: Proposed Lot 42 Ocean Heights Estate ELLIOTT HEADS

Details: Deposit Received

Total Received: \$5,000.00 ✓

Payment Method EFT/BPay/CCard

Received By: Rachel McCollum

Sign:

A handwritten signature in black ink, appearing to read "R McCollum", written over a horizontal line.

KELLY LAWYERS

Our Reference: AH:JR:105659

TAX INVOICE: 17839

20 September 2021

SRK Superannuation Pty Ltd
3 Paulette Court
CASHMERE QLD 4500

**RE: SRK SUPERANNUATION PTY LTD PURCHASE FROM EDALS INVESTMENTS PTY
LTD ACN 061 835 201
PROPERTY: PROPOSED LOT 42 OCEAN HEIGHTS ESTATE ELLIOTT HEADS**

PROFESSIONAL FEES

Description	Amount (Including GST)
Pre-contractual advice	\$330.00
Total	\$330.00

Total Invoice Amount (incl. GST) \$330.00
TOTAL AMOUNT OWING \$ 330.00



CLICK TO PAY

Visit: <https://kelly.rapidpay.com.au>
Ref: 140378132256



Billor Code: 244699
Ref: 1403 7813 2256

Use your online or mobile banking.
RapidPay will appear as the Biller Name.



BSB: 084435
Account: 824309502
Ref: 140378132256

Use your online or mobile banking.
Insert reference in the description field.

*Payments by credit cards may incur surcharge fees

Liability limited by a scheme
approved under professional
standards legislation

Member of society of trust and
estate practitioners

Wills & Estate Administration
Succession Planning
Asset protection
Buying and Selling Business
Wills and Estates
Family Law
Commercial and Property

P +61 7 3268 7199
F +61 7 3216 4189
E reception@kellylawyers.com.au
W kellylawyers.com.au
A 1-138 Racecourse Road Ascot Q 4007
PO Box 302, Hamilton Central Q 4007
ABN 90 110 928 017

Inquires 1300 300 630

Issue date 17 Nov 21

Company Statement

Extract of particulars - s346A(1) Corporations Act 2001

CORPORATE KEY: 01054254

Check this statement carefully

You are legally obligated to ensure that all your company details listed on this company statement are complete and correct. This is required under s346C (1) and/or s346B and s346C (2) of the *Corporations Act 2001*.

You must check this statement carefully and inform ASIC of any changes or corrections immediately. **Do not return this statement.** You must notify ASIC within 28 days after the date of change, and within 28 days after the date of issue of your annual company statement. Late lodgement of changes will result in late fees. These requirements do not apply to the **Additional company information**.

ACN 615 974 706
FOR SRK SUPERANNUATION PTY LTD

REVIEW DATE: 17 November 21

You must notify ASIC of any changes to company details — Do not return this statement



To make changes to company details or amend incorrect information

- go to www.asic.gov.au/changes
- log in to our online services and make the required updates
- first time users will need to use the corporate key provided on this company statement



Phone if you've already notified ASIC of changes but they are not shown correctly in this statement.
Ph: 1300 300 630



Use your agent.

Company Statement

These are the current company details held by ASIC. You must check this statement carefully and inform ASIC of any changes or corrections immediately. Late fees apply. **Do not return this statement.**

1 Registered office
HERRON ACCOUNTANTS UNIT 1 48 FLINDERS PARADE NORTH LAKES QLD 4509

2 Principal place of business
3 PAULETTE COURT CASHMERE QLD 4500

3 Officeholders

Name: SCOTT ROY KRUSHKA
Born: BRISBANE QLD
Date of birth: 19/02/1976
Address: 3 PAULETTE COURT CASHMERE QLD 4500
Office(s) held: DIRECTOR, APPOINTED 17/11/2016; SECRETARY, APPOINTED 17/11/2016

Name: CASSANDRA KRUSHKA
Born: BRISBANE QLD
Date of birth: 02/10/1978
Address: 3 PAULETTE COURT CASHMERE QLD 4500
Office(s) held: DIRECTOR, APPOINTED 17/11/2016

4 Company share structure

Share class	Shares description	Number issued	Total amount paid on these shares	Total amount unpaid on these shares
ORD	ORD SHARES	100	\$100.00	\$0.00

5 Members

These details continue on the next page

SRK SUPERANNUATION PTY LTD ACN 615 974 706


Company statement continued

Name: SCOTT ROY KRUSHKA
Address: 3 PAULETTE COURT CASHMERE QLD 4500

Share Class	Total number held	Fully paid	Beneficially held
ORD	50	Yes	Yes

Name: CASSANDRA KRUSHKA
Address: 3 PAULETTE COURT CASHMERE QLD 4500

Share Class	Total number held	Fully paid	Beneficially held
ORD	50	Yes	Yes



You must notify ASIC within 28 days of the date of change, and within 28 days of the issue date of the annual company statement. Late lodgement of changes will result in late fees.

End of company statement

This concludes the information to which the company must respond (if incorrect) under s346C of the *Corporations Act 2001*.

Additional company information

This information is optional under the *Corporations Act 2001*. Late lodgement fees or late review fees do not apply to this information. To add, remove or change a contact address, see www.asic.gov.au/addresses.

6 Contact address for ASIC use only

Registered agent name: HERRON ACCOUNTANTS
Registered agent number: 5461
Address: PO BOX 504 NORTH LAKES QLD 4509

**ASIC**

Australian Securities & Investments Commission

ABN 86 768 265 615

Inquiries

www.asic.gov.au/invoices

1300 300 630

SRK SUPERANNUATION PTY LTD
 HERRON ACCOUNTANTS
 PO BOX 504 NORTH LAKES QLD 4509

INVOICE STATEMENT

Issue date 17 Nov 21

SRK SUPERANNUATION PTY LTD

ACN 615 974 706

Account No. 22 615974706

Summary

Opening Balance	\$0.00
New items	\$56.00
Payments & credits	\$0.00
TOTAL DUE	\$56.00

- Amounts are not subject to GST. (Treasurer's determination - exempt taxes, fees and charges).
- Payment of your annual review fee will maintain your registration as an Australian company.

Transaction details are listed on the back of this page

Please pay

Immediately	\$0.00
By 17 Jan 22	\$56.00

If you have already paid please ignore this invoice statement.

- Late fees will apply if you do NOT
 - tell us about a change during the period that the law allows
 - bring your company or scheme details up to date within 28 days of the date of issue of the annual statement, or
 - pay your review fee within 2 months of the annual review date.
- Information on late fee amounts can be found on the ASIC website.

**ASIC**

Australian Securities & Investments Commission

PAYMENT SLIP

SRK SUPERANNUATION PTY LTD

ACN 615 974 706

Account No: 22 615974706



22 615974706

TOTAL DUE	\$56.00
Immediately	\$0.00
By 17 Jan 22	\$56.00

Payment options are listed on the back of this payment slip



Bill Code: 17301
Ref: 2296159747064



*814 129 0002296159747064 34

Transaction details:

page 2 of 2

	Transactions for this period	ASIC reference	\$ Amount
2021-11-17	Annual Review - Special Purpose Pty Co	3X8566411480P A	\$56.00
	Outstanding transactions		
2021-11-17	Annual Review - Special Purpose Pty Co	3X8566411480P A	\$56.00

PAYMENT OPTIONS



Billpay Code: 8929
Ref: 2296 1597 4706 434

Australia Post

Present this payment slip. Pay by cash, cheque or EFTPOS

Phone

Call 13 18 16 to pay by Mastercard or Visa

On-line

Go to postbillpay.com.au to pay by Mastercard or Visa

Mail

Mail this payment slip and cheque (do not staple) to ASIC,
Locked Bag 5000, Gippsland Mail Centre VIC 3841



Bill Code: 17301
Ref: 2296159747064

Telephone & Internet Banking – BPAY®

Contact your bank or financial institution to make this payment from your cheque, savings, debit, credit card or transaction account. More info: www.bpay.com.au



SRK Superannuation Fund
3 Paulette Court
CASHMERE QLD 4500

Invoice Date
28 September 2021
ABN.
16 134 060 432
Invoice No.
27735
Client Code
KRUS03

TAX INVOICE

To our Professional Fees and Charges in attending to the following:-

Annual Administration

Coding of data and posting to General Ledger for the period 1 July 2020 to 30 June 2021.

Analysis of income and expenses, raising year end accounting adjustments including profit and loss adjustments for:

- Allocation of Contributions received
- Share Investments

Preparation of Financial Statements for the financial year ended 30 June 2021.

Preparation of Member Benefit Statements for the financial year ended 30 June 2021.

Preparation and lodgement with the Australian Taxation Office of Fund Income Tax Return for the financial year ended 30 June 2021.	1,940.00
--	----------

Audit

Audit of the 2021 Financial Statements as performed by Super Audits and paid on behalf of the Fund.

300.00

Our Price	2,240.00
Plus: GST	224.00

TOTAL DUE	\$2,464.00
------------------	-------------------



Remittance Advice - Please return with your payment

Payment required within Fourteen (14) Days from date of Invoice

Invoice Due Date - 12 October 2021

Please forward cheques to: Credit Card: Mastercard/Visa (Please circle)

Herron Accountants
PO Box 504
North Lakes QLD 4509
Ph: 07 3204 4166

Card No:	<input type="text"/>	<input type="text"/>	<input type="text"/>	<input type="text"/>	Expires: ____ / ____
----------	----------------------	----------------------	----------------------	----------------------	----------------------

For Direct Deposit: Name on Card: _____

BSB: 124 001

BoQ Account No: 21374214 Signature: _____

Client Code: KRUS03	Invoice No: 27735	Amount Due: \$2,464.00	Amount Paid: \$ _____
---------------------	-------------------	------------------------	-----------------------

SRK Superannuation Fund

Tax Reconciliation Report

For the year ended 30 June 2022

Tax Return Label	Date	Account Code	Account Name	Amount \$
A - Net capital gain				
				340.63
Sub-Total				340.63
Ignore Cents				0.63
Total				340.00
C - Income - Gross interest				
	30/07/2021	25000/estpacDIYSuperWo 1	Westpac DIY Super Working Acc 471 260	0.14
	31/08/2021	25000/estpacDIYSuperWo 1	Westpac DIY Super Working Acc 471 260	0.15
	30/09/2021	25000/estpacDIYSuperWo 1	Westpac DIY Super Working Acc 471 260	0.12
	29/10/2021	25000/estpacDIYSuperWo 1	Westpac DIY Super Working Acc 471 260	0.11
	30/11/2021	25000/estpacDIYSuperWo 1	Westpac DIY Super Working Acc 471 260	0.12
	31/12/2021	25000/WestpacDIYSuprSa	Westpac DIY Super Savings Acc 471 279	0.03
	31/12/2021	25000/estpacDIYSuperWo 1	Westpac DIY Super Working Acc 471 260	0.12
	31/01/2022	25000/WestpacDIYSuprSa	Westpac DIY Super Savings Acc 471 279	0.43
	31/01/2022	25000/estpacDIYSuperWo 1	Westpac DIY Super Working Acc 471 260	0.05
	28/02/2022	25000/WestpacDIYSuprSa	Westpac DIY Super Savings Acc 471 279	0.39
	28/02/2022	25000/estpacDIYSuperWo 1	Westpac DIY Super Working Acc 471 260	0.05
	31/03/2022	25000/WestpacDIYSuprSa	Westpac DIY Super Savings Acc 471 279	0.44
	31/03/2022	25000/estpacDIYSuperWo 1	Westpac DIY Super Working Acc 471 260	0.06
	29/04/2022	25000/WestpacDIYSuprSa	Westpac DIY Super Savings Acc 471 279	0.41
	29/04/2022	25000/estpacDIYSuperWo 1	Westpac DIY Super Working Acc 471 260	0.07
	31/05/2022	25000/WestpacDIYSuprSa	Westpac DIY Super Savings Acc 471 279	0.65
	31/05/2022	25000/estpacDIYSuperWo 1	Westpac DIY Super Working Acc 471 260	0.08
	30/06/2022	25000/WestpacDIYSuprSa	Westpac DIY Super Savings Acc 471 279	0.85
	30/06/2022	25000/estpacDIYSuperWo 1	Westpac DIY Super Working Acc 471 260	0.10
Sub-Total				4.37
Ignore Cents				0.37
Total				4.00
D1 - Income - Gross foreign income				
	30/06/2022	23800/VAS.AX	Vanguard Australian Shares Index Etf	21.61
	30/06/2022	23800/SCG.AX	Scentre Group	18.46
Sub-Total				40.07
Ignore Cents				0.07
Total				40.00
D - Income - Net foreign income				

SRK Superannuation Fund

Tax Reconciliation Report

For the year ended 30 June 2022

Tax Return Label	Date	Account Code	Account Name	Amount \$
D - Income - Net foreign income				
	30/06/2022	23800/VAS.AX	Vanguard Australian Shares Index Etf	21.61
	30/06/2022	23800/SCG.AX	Scentre Group	18.46
Sub-Total				40.07
Ignore Cents				0.07
Total				40.00
K - Franked dividend amount				
	29/09/2021	23900/CBA.AX	Commonwealth Bank Of Australia.	608.00
	21/12/2021	23900/WBC.AX	Westpac Banking Corporation	1,710.60
	30/03/2022	23900/CBA.AX	Commonwealth Bank Of Australia.	532.00
	24/06/2022	23900/WBC.AX	Westpac Banking Corporation	1,739.11
Sub-Total				4,589.71
Ignore Cents				0.71
Total				4,589.00
L - Income - Dividend franking credit				
	29/09/2021	23900/CBA.AX	Commonwealth Bank Of Australia.	260.57
	21/12/2021	23900/WBC.AX	Westpac Banking Corporation	733.11
	30/03/2022	23900/CBA.AX	Commonwealth Bank Of Australia.	228.00
	24/06/2022	23900/WBC.AX	Westpac Banking Corporation	745.33
Sub-Total				1,967.01
Ignore Cents				0.01
Total				1,967.00
M - Gross trust distributions				
	30/06/2022	23800/VAS.AX	Vanguard Australian Shares Index Etf	1,582.25
	30/06/2022	23800/SCG.AX	Scentre Group	167.40
Sub-Total				1,749.65
Ignore Cents				0.65
Total				1,749.00
R1 - Assessable employer contributions				
	07/10/2021	24200/KRUCAS00001A	(Contributions) Krushka, Cassandra - Accumulation (Accumulation)	2,153.90
	20/01/2022	24200/KRUCAS00001A	(Contributions) Krushka, Cassandra - Accumulation (Accumulation)	2,000.05
	14/04/2022	24200/KRUCAS00001A	(Contributions) Krushka, Cassandra - Accumulation (Accumulation)	2,000.05
	23/06/2022	24200/KRUCAS00001A	(Contributions) Krushka, Cassandra - Accumulation (Accumulation)	11,692.36
	23/06/2022	24200/KRUSCO00001A	(Contributions) Krushka, Scott - Accumulation (Accumulation)	10,000.00
Sub-Total				27,846.36
Ignore Cents				0.36
Total				27,846.00
R2 - Assessable personal contributions				
	30/06/2022	24200/KRUSCO00001A	(Contributions) Krushka, Scott - Accumulation (Accumulation)	2,464.00

SRK Superannuation Fund

Tax Reconciliation Report

For the year ended 30 June 2022

Tax Return Label	Date	Account Code	Account Name	Amount \$
R2 - Assessable personal contributions				
Sub-Total				2,464.00
Ignore Cents				0.00
Total				2,464.00
R - Assessable contributions (R1 plus R2 plus R3 less R6)				
Assessable employer contributions				27,846.36
Assessable personal contributions				2,464.00
Sub-Total				30,310.36
Ignore Cents				0.36
Total				30,310.00
W - GROSS INCOME (Sum of labels A to U)				
				38,999.00
Sub-Total				38,999.00
Ignore Cents				0.00
Total				38,999.00
V - TOTAL ASSESSABLE INCOME (W less Y)				
				38,999.00
Sub-Total				38,999.00
Ignore Cents				0.00
Total				38,999.00
F1 - Expenses - Insurance Premiums				
	26/07/2021	39000/KRUSCO00001A	(Life Insurance Premiums) Krushka, Scott - Accumulation (Accumula...	213.08
	25/08/2021	39000/KRUSCO00001A	(Life Insurance Premiums) Krushka, Scott - Accumulation (Accumula...	213.08
	27/09/2021	39000/KRUSCO00001A	(Life Insurance Premiums) Krushka, Scott - Accumulation (Accumula...	213.08
	25/10/2021	39000/KRUSCO00001A	(Life Insurance Premiums) Krushka, Scott - Accumulation (Accumula...	213.08
	25/11/2021	39000/KRUSCO00001A	(Life Insurance Premiums) Krushka, Scott - Accumulation (Accumula...	213.08
	29/12/2021	39000/KRUSCO00001A	(Life Insurance Premiums) Krushka, Scott - Accumulation (Accumula...	213.08
	25/01/2022	39000/KRUSCO00001A	(Life Insurance Premiums) Krushka, Scott - Accumulation (Accumula...	213.08
	25/02/2022	39000/KRUSCO00001A	(Life Insurance Premiums) Krushka, Scott - Accumulation (Accumula...	213.08
	25/03/2022	39000/KRUSCO00001A	(Life Insurance Premiums) Krushka, Scott - Accumulation (Accumula...	213.08
	26/04/2022	39000/KRUSCO00001A	(Life Insurance Premiums) Krushka, Scott - Accumulation (Accumula...	213.08
	25/05/2022	39000/KRUSCO00001A	(Life Insurance Premiums) Krushka, Scott - Accumulation (Accumula...	290.65
	28/06/2022	39000/KRUSCO00001A	(Life Insurance Premiums) Krushka, Scott - Accumulation (Accumula...	290.65
	08/07/2021	39000/KRUCAS00001A	(Life Insurance Premiums) Krushka, Cassandra - Accumulation (Accu...	79.14
	09/08/2021	39000/KRUCAS00001A	(Life Insurance Premiums) Krushka, Cassandra - Accumulation (Accu...	79.14
	08/09/2021	39000/KRUCAS00001A	(Life Insurance Premiums) Krushka, Cassandra - Accumulation (Accu...	79.14

SRK Superannuation Fund

Tax Reconciliation Report

For the year ended 30 June 2022

Tax Return Label	Date	Account Code	Account Name	Amount \$
F1 - Expenses - Insurance Premiums				
	08/10/2021	39000/KRUCAS00001A	(Life Insurance Premiums) Krushka, Cassandra - Accumulation (Accu...	79.14
	08/11/2021	39000/KRUCAS00001A	(Life Insurance Premiums) Krushka, Cassandra - Accumulation (Accu...	79.14
	08/12/2021	39000/KRUCAS00001A	(Life Insurance Premiums) Krushka, Cassandra - Accumulation (Accu...	79.14
	10/01/2022	39000/KRUCAS00001A	(Life Insurance Premiums) Krushka, Cassandra - Accumulation (Accu...	79.14
	08/02/2022	39000/KRUCAS00001A	(Life Insurance Premiums) Krushka, Cassandra - Accumulation (Accu...	79.14
	08/03/2022	39000/KRUCAS00001A	(Life Insurance Premiums) Krushka, Cassandra - Accumulation (Accu...	79.14
	08/04/2022	39000/KRUCAS00001A	(Life Insurance Premiums) Krushka, Cassandra - Accumulation (Accu...	79.14
	09/05/2022	39000/KRUCAS00001A	(Life Insurance Premiums) Krushka, Cassandra - Accumulation (Accu...	79.14
	08/06/2022	39000/KRUCAS00001A	(Life Insurance Premiums) Krushka, Cassandra - Accumulation (Accu...	79.14
Sub-Total				3,661.78
Ignore Cents				0.78
Total				3,661.00
H1 - Expenses - SMSF auditor fee				
	30/06/2022	30700	Auditor's Remuneration	330.00
Sub-Total				330.00
Ignore Cents				0.00
Total				330.00
J1 - Expenses - Management and administration expenses				
	13/01/2022	30800	ASIC Fees	56.00
	30/06/2022	30100	Accountancy Fees	2,134.00
	19/05/2022	30400	ATO Supervisory Levy	259.00
Sub-Total				2,449.00
Ignore Cents				0.00
Total				2,449.00
L2 - Expenses - Other amounts (Non-deductible)				
	19/05/2022	85000	Income Tax Payable/Refundable	1,544.02
Sub-Total				1,544.02
Ignore Cents				0.02
Total				1,544.00
N - TOTAL DEDUCTIONS				
				6,440.00
Sub-Total				6,440.00
Ignore Cents				0.00
Total				6,440.00
Y - TOTAL NON DEDUCTIBLE EXPENSES				
				1,544.00

SRK Superannuation Fund

Tax Reconciliation Report

For the year ended 30 June 2022

Tax Return Label	Date	Account Code	Account Name	Amount \$
Y - TOTAL NON DEDUCTIBLE EXPENSES				
Sub-Total				1,544.00
Ignore Cents				0.00
Total				1,544.00
O - TAXABLE INCOME OR LOSS				
				32,559.00
Sub-Total				32,559.00
Ignore Cents				0.00
Total				32,559.00
Z - TOTAL SMSF EXPENSES				
				7,984.00
Sub-Total				7,984.00
Ignore Cents				0.00
Total				7,984.00
A - Taxable income				
				32,559.00
Sub-Total				32,559.00
Ignore Cents				0.00
Total				32,559.00
T1 - Tax on taxable income				
				4,883.85
Sub-Total				4,883.85
Ignore Cents				0.00
Total				4,883.85
B - Gross Tax				
				4,883.85
Sub-Total				4,883.85
Ignore Cents				0.00
Total				4,883.85
C1 - Foreign income tax offset				
	30/06/2022	23800/VAS.AX	Vanguard Australian Shares Index Etf	1.35
	30/06/2022	23800/SCG.AX	Scentre Group	0.68
Sub-Total				2.03
Ignore Cents				0.00
Total				2.03
C - Non-refundable non-carry forward tax offsets				
				2.03
Sub-Total				2.03
Ignore Cents				0.00
Total				2.03

SRK Superannuation Fund

Tax Reconciliation Report

For the year ended 30 June 2022

Tax Return Label	Date	Account Code	Account Name	Amount \$
T2 - SUBTOTAL				
				4,881.82
Sub-Total				4,881.82
Ignore Cents				0.00
Total				4,881.82
T3 - SUBTOTAL 2				
				4,881.82
Sub-Total				4,881.82
Ignore Cents				0.00
Total				4,881.82
E1 - Complying fund's franking credits tax offset				
	29/09/2021	23900/CBA.AX	Commonwealth Bank Of Australia.	260.57
	21/12/2021	23900/WBC.AX	Westpac Banking Corporation	733.11
	30/03/2022	23900/CBA.AX	Commonwealth Bank Of Australia.	228.00
	24/06/2022	23900/WBC.AX	Westpac Banking Corporation	745.33
	30/06/2022	23800/VAS.AX	Vanguard Australian Shares Index Etf	447.28
	30/06/2022	23800/SCG.AX	Scentre Group	23.88
Sub-Total				2,438.17
Ignore Cents				0.00
Total				2,438.17
E - Refundable tax offsets				
				2,438.17
Sub-Total				2,438.17
Ignore Cents				0.00
Total				2,438.17
T5 - TAX PAYABLE				
				2,443.65
Sub-Total				2,443.65
Ignore Cents				0.00
Total				2,443.65
L - Supervisory levy				
				259.00
Sub-Total				259.00
Ignore Cents				0.00
Total				259.00
S - AMOUNT DUE OR REFUNDABLE				
				2,702.65
Sub-Total				2,702.65
Ignore Cents				0.00
Total				2,702.65

SRK Superannuation Fund

Deferred Tax Reconciliation

For The Period 01 July 2021 - 30 June 2022

Investment Code	Investment Name	Revaluation/Tax Deferred	Permanent Difference (Non-Assessable)	Temporary Difference (Assessable)	Temporary Difference (Accumulation Portion)
Revaluations					
VAS.AX	Vanguard Australian Shares Index Etf	(2,644.53)	(881.50)	(1,763.03)	(1,763.03)
CBA.AX	Commonwealth Bank Of Australia.	(2,884.96)	(961.64)	(1,923.32)	(1,923.32)
Z1P.AX	Zip Co Limited.	(3,437.10)	(1,145.70)	(2,291.40)	(2,291.40)
QAN.AX	Qantas Airways Limited	(342.19)	(114.06)	(228.13)	(228.13)
EGR.AX	Ecograp Limited	(2,189.25)	(729.75)	(1,459.50)	(1,459.50)
WBC.AX	Westpac Banking Corporation	(17,989.81)	(5,996.60)	(11,993.21)	(11,993.21)
SCG.AX	Scentre Group	(281.25)	(93.75)	(187.50)	(187.50)
FLT.AX	Flight Centre Travel Group Limited	4,999.92	1,666.64	3,333.28	3,333.28
		(24,769.17)	(8,256.36)	(16,512.81)	(16,512.81)
Tax Deferred Distributions					
SCG.AX	Scentre Group	105.86	0.00	105.86	105.86
VAS.AX	Vanguard Australian Shares Index Etf	(28.84)	0.00	(28.84)	(28.84)
VAS.AX	Vanguard Australian Shares Index Etf	(30.94)	0.00	(30.94)	(30.94)
		46.08	0.00	46.08	46.08
Total		(24,723.09)	(8,256.36)	(16,466.73)	(16,466.73)

Deferred Tax Liability (Asset) Summary

Opening Balance	2,193.58
Current Year Transactions	(2,470.01)
Total Capital Losses	0.00
Total Tax Losses	0.00
Deferred Tax WriteBacks/Adjustment	0.00
Capital Loss carried forward recouped	0.00
Tax Loss carried forward recouped	0.00
Closing Balance	<hr/> (276.43) <hr/>

SRK Superannuation Fund

Statement of Taxable Income

For the year ended 30 June 2022

	2022
	\$
Benefits accrued as a result of operations	5,570.29
Less	
Accounting Trust Distributions	1,875.80
	<u>1,875.80</u>
Add	
Decrease in MV of investments	24,769.17
Franking Credits	2,438.17
Foreign Credits	2.03
Net Capital Gains	341.00
Taxable Trust Distributions	1,278.49
Distributed Foreign income	38.04
	<u>28,866.90</u>
SMSF Annual Return Rounding	(2.39)
	<u>32,559.00</u>
Taxable Income or Loss	32,559.00
Income Tax on Taxable Income or Loss	4,883.85
Less	
Franking Credits	2,438.17
Foreign Credits	2.03
	<u>2,443.65</u>
CURRENT TAX OR REFUND	2,443.65
Supervisory Levy	259.00
	<u>2,702.65</u>
AMOUNT DUE OR REFUNDABLE	2,702.65

SRK Superannuation Fund

General Ledger

As at 30 June 2022

Transaction Date	Description	Units	Debit	Credit	Balance \$
Distributions Received (23800)					
<u>Scentre Group (SCG.AX)</u>					
30/06/2022	SCG			267.16	267.16 CR
				267.16	267.16 CR
<u>Vanguard Australian Shares Index Etf (VAS.AX)</u>					
30/06/2022	VAS			1,608.64	1,608.64 CR
				1,608.64	1,608.64 CR
Dividends Received (23900)					
<u>Commonwealth Bank Of Australia. (CBA.AX)</u>					
29/09/2021				608.00	608.00 CR
30/03/2022				532.00	1,140.00 CR
				1,140.00	1,140.00 CR
<u>Westpac Banking Corporation (WBC.AX)</u>					
21/12/2021				1,710.60	1,710.60 CR
24/06/2022	DEPOSIT DIVIDEND Remitter=WBC DIVIDEND Ref=001277984069 [System Matched Income Data]			1,739.11	3,449.71 CR
				3,449.71	3,449.71 CR
Contributions (24200)					
<u>(Contributions) Krushka, Cassandra - Accumulation (KRUCAS00001A)</u>					
07/10/2021	SRK			2,153.90	2,153.90 CR
20/01/2022	SRK			2,000.05	4,153.95 CR
14/04/2022	SRK			2,000.05	6,154.00 CR
23/06/2022	DEPOSIT-OSKO PAYMENT 2165832 SRK ELECTRICAL SOLUTIONS PTY LTD C Krushka			11,692.36	17,846.36 CR
				17,846.36	17,846.36 CR
<u>(Contributions) Krushka, Scott - Accumulation (KRUSCO00001A)</u>					
23/06/2022	DEPOSIT-OSKO PAYMENT 2187106 SRK ELECTRICAL SOLUTIONS PTY LTD S Krushka			10,000.00	10,000.00 CR
30/06/2022	Acc Fee paid out of pockets			2,464.00	12,464.00 CR
				12,464.00	12,464.00 CR
Changes in Market Values of Investments (24700)					
<u>Changes in Market Values of Investments (24700)</u>					
30/09/2021	Revaluation - 29/09/2021 @ \$21.220000 (System Price) - 1,992.000000 Units on hand (FLT.AX)			12,689.04	12,689.04 CR
30/09/2021	Revaluation - 29/09/2021 @ \$5.540000 (System Price) - 1,801.000000 Units on hand (QAN.AX)			1,584.88	14,273.92 CR
30/09/2021	Revaluation - 29/09/2021 @ \$102.620000 (System Price) - 304.000000 Units on hand (CBA.AX)			836.00	15,109.92 CR
30/09/2021	Revaluation - 29/09/2021 @ \$2.940000 (System Price) - 1,875.000000 Units on hand (SCG.AX)			375.00	15,484.92 CR
30/09/2021	Revaluation - 29/09/2021 @ \$25.170000 (System Price) - 2,851.000000 Units on hand (WBC.AX)		1,824.64		13,660.28 CR
30/09/2021	Revaluation - 29/09/2021 @ \$0.695000 (System Price) - 6,950.000000 Units on hand (EGR.AX)			868.75	14,529.03 CR
30/09/2021	Revaluation - 29/09/2021 @ \$6.970000		324.00		14,205.03 CR

SRK Superannuation Fund
General Ledger

As at 30 June 2022

Transaction Date	Description	Units	Debit	Credit	Balance \$
	(System Price) - 540.000000 Units on hand (Z1P.AX)				
30/09/2021	Revaluation - 29/09/2021 @ \$93.560000 (System Price) - 257.000000 Units on hand (VAS.AX)		123.36		14,081.67 CR
31/10/2021	Revaluation - 29/10/2021 @ \$19.990000 (System Price) - 1,992.000000 Units on hand (FLT.AX)		2,450.16		11,631.51 CR
31/10/2021	Revaluation - 29/10/2021 @ \$5.350000 (System Price) - 1,801.000000 Units on hand (QAN.AX)		342.19		11,289.32 CR
31/10/2021	Revaluation - 29/10/2021 @ \$104.680000 (System Price) - 304.000000 Units on hand (CBA.AX)			626.24	11,915.56 CR
31/10/2021	Revaluation - 29/10/2021 @ \$3.020000 (System Price) - 1,875.000000 Units on hand (SCG.AX)			150.00	12,065.56 CR
31/10/2021	Revaluation - 29/10/2021 @ \$25.670000 (System Price) - 2,851.000000 Units on hand (WBC.AX)			1,425.50	13,491.06 CR
31/10/2021	Revaluation - 29/10/2021 @ \$0.610000 (System Price) - 6,950.000000 Units on hand (EGR.AX)		590.75		12,900.31 CR
31/10/2021	Revaluation - 29/10/2021 @ \$6.500000 (System Price) - 540.000000 Units on hand (Z1P.AX)		253.80		12,646.51 CR
31/10/2021	Revaluation - 29/10/2021 @ \$93.720000 (System Price) - 257.000000 Units on hand (VAS.AX)			41.12	12,687.63 CR
30/11/2021	Revaluation - 29/11/2021 @ \$16.990000 (System Price) - 1,992.000000 Units on hand (FLT.AX)		5,976.00		6,711.63 CR
30/11/2021	Revaluation - 29/11/2021 @ \$4.900000 (System Price) - 1,801.000000 Units on hand (QAN.AX)		810.45		5,901.18 CR
30/11/2021	Revaluation - 29/11/2021 @ \$93.780000 (System Price) - 304.000000 Units on hand (CBA.AX)		3,313.60		2,587.58 CR
30/11/2021	Revaluation - 29/11/2021 @ \$3.040000 (System Price) - 1,875.000000 Units on hand (SCG.AX)			37.50	2,625.08 CR
30/11/2021	Revaluation - 29/11/2021 @ \$20.920000 (System Price) - 2,851.000000 Units on hand (WBC.AX)		13,542.25		10,917.17 DR
30/11/2021	Revaluation - 29/11/2021 @ \$0.830000 (System Price) - 6,950.000000 Units on hand (EGR.AX)			1,529.00	9,388.17 DR
30/11/2021	Revaluation - 29/11/2021 @ \$5.240000 (System Price) - 540.000000 Units on hand (Z1P.AX)		680.40		10,068.57 DR
30/11/2021	Revaluation - 29/11/2021 @ \$93.220000 (System Price) - 257.000000 Units on hand (VAS.AX)		128.50		10,197.07 DR
31/12/2021	Revaluation - 30/12/2021 @ \$17.730000 (System Price) - 1,992.000000 Units on hand (FLT.AX)			1,474.08	8,722.99 DR
31/12/2021	Revaluation - 30/12/2021 @ \$4.980000 (System Price) - 1,801.000000 Units on hand (QAN.AX)			144.08	8,578.91 DR
31/12/2021	Revaluation - 30/12/2021 @ \$102.270000 (System Price) - 304.000000 Units on hand (CBA.AX)			2,580.96	5,997.95 DR
31/12/2021	Revaluation - 30/12/2021 @ \$3.210000 (System Price) - 1,875.000000 Units on hand (SCG.AX)			318.75	5,679.20 DR
31/12/2021	Revaluation - 30/12/2021 @ \$21.500000 (System Price) - 2,851.000000 Units on hand (WBC.AX)			1,653.58	4,025.62 DR
31/12/2021	Revaluation - 30/12/2021 @ \$0.665000 (System Price) - 6,950.000000 Units on hand (EGR.AX)		1,146.75		5,172.37 DR

SRK Superannuation Fund

General Ledger

As at 30 June 2022

Transaction Date	Description	Units	Debit	Credit	Balance \$
31/12/2021	Revaluation - 30/12/2021 @ \$4.310000 (System Price) - 540.000000 Units on hand (Z1P.AX)		502.20		5,674.57 DR
31/12/2021	Revaluation - 30/12/2021 @ \$96.760000 (System Price) - 257.000000 Units on hand (VAS.AX)			909.78	4,764.79 DR
31/01/2022	Revaluation - 28/01/2022 @ \$15.980000 (System Price) - 1,992.000000 Units on hand (FLT.AX)		3,486.00		8,250.79 DR
31/01/2022	Revaluation - 28/01/2022 @ \$4.730000 (System Price) - 1,801.000000 Units on hand (QAN.AX)		450.25		8,701.04 DR
31/01/2022	Revaluation - 28/01/2022 @ \$95.670000 (System Price) - 304.000000 Units on hand (CBA.AX)		2,006.40		10,707.44 DR
31/01/2022	Revaluation - 28/01/2022 @ \$2.880000 (System Price) - 1,875.000000 Units on hand (SCG.AX)		618.75		11,326.19 DR
31/01/2022	Revaluation - 28/01/2022 @ \$20.630000 (System Price) - 2,851.000000 Units on hand (WBC.AX)		2,480.37		13,806.56 DR
31/01/2022	Revaluation - 28/01/2022 @ \$0.570000 (System Price) - 6,950.000000 Units on hand (EGR.AX)		660.25		14,466.81 DR
31/01/2022	Revaluation - 28/01/2022 @ \$2.940000 (System Price) - 540.000000 Units on hand (Z1P.AX)		739.80		15,206.61 DR
31/01/2022	Revaluation - 28/01/2022 @ \$89.360000 (System Price) - 257.000000 Units on hand (VAS.AX)		1,901.80		17,108.41 DR
28/02/2022	Revaluation - 25/02/2022 @ \$18.180000 (System Price) - 1,992.000000 Units on hand (FLT.AX)			4,382.40	12,726.01 DR
28/02/2022	Revaluation - 25/02/2022 @ \$5.060000 (System Price) - 1,801.000000 Units on hand (QAN.AX)			594.33	12,131.68 DR
28/02/2022	Revaluation - 25/02/2022 @ \$93.880000 (System Price) - 304.000000 Units on hand (CBA.AX)		544.16		12,675.84 DR
28/02/2022	Revaluation - 25/02/2022 @ \$3.040000 (System Price) - 1,875.000000 Units on hand (SCG.AX)			300.00	12,375.84 DR
28/02/2022	Revaluation - 25/02/2022 @ \$22.830000 (System Price) - 2,851.000000 Units on hand (WBC.AX)			6,272.20	6,103.64 DR
28/02/2022	Revaluation - 25/02/2022 @ \$0.535000 (System Price) - 6,950.000000 Units on hand (EGR.AX)		243.25		6,346.89 DR
28/02/2022	Revaluation - 25/02/2022 @ \$2.210000 (System Price) - 540.000000 Units on hand (Z1P.AX)		394.20		6,741.09 DR
28/02/2022	Revaluation - 25/02/2022 @ \$90.330000 (System Price) - 257.000000 Units on hand (VAS.AX)			249.29	6,491.80 DR
31/03/2022	Revaluation - 30/03/2022 @ \$20.110000 (System Price) - 1,992.000000 Units on hand (FLT.AX)			3,844.56	2,647.24 DR
31/03/2022	Revaluation - 30/03/2022 @ \$5.260000 (System Price) - 1,801.000000 Units on hand (QAN.AX)			360.20	2,287.04 DR
31/03/2022	Revaluation - 30/03/2022 @ \$107.070000 (System Price) - 304.000000 Units on hand (CBA.AX)			4,009.76	1,722.72 CR
31/03/2022	Revaluation - 30/03/2022 @ \$3.110000 (System Price) - 1,875.000000 Units on hand (SCG.AX)			131.25	1,853.97 CR
31/03/2022	Revaluation - 30/03/2022 @ \$24.510000 (System Price) - 2,851.000000 Units on hand (WBC.AX)			4,789.68	6,643.65 CR
31/03/2022	Revaluation - 30/03/2022 @ \$0.550000 (System Price) - 6,950.000000 Units on			104.25	6,747.90 CR

SRK Superannuation Fund

General Ledger

As at 30 June 2022

Transaction Date	Description	Units	Debit	Credit	Balance \$
	hand (EGR.AX)				
31/03/2022	Revaluation - 30/03/2022 @ \$1.535000 (System Price) - 540.000000 Units on hand (Z1P.AX)		364.50		6,383.40 CR
31/03/2022	Revaluation - 30/03/2022 @ \$97.420000 (System Price) - 257.000000 Units on hand (VAS.AX)			1,822.13	8,205.53 CR
30/04/2022	Revaluation - 29/04/2022 @ \$22.590000 (System Price) - 1,992.000000 Units on hand (FLT.AX)			4,940.16	13,145.69 CR
30/04/2022	Revaluation - 29/04/2022 @ \$5.600000 (System Price) - 1,801.000000 Units on hand (QAN.AX)			612.34	13,758.03 CR
30/04/2022	Revaluation - 29/04/2022 @ \$103.880000 (System Price) - 304.000000 Units on hand (CBA.AX)		969.76		12,788.27 CR
30/04/2022	Revaluation - 29/04/2022 @ \$2.990000 (System Price) - 1,875.000000 Units on hand (SCG.AX)		225.00		12,563.27 CR
30/04/2022	Revaluation - 29/04/2022 @ \$23.870000 (System Price) - 2,851.000000 Units on hand (WBC.AX)		1,824.64		10,738.63 CR
30/04/2022	Revaluation - 29/04/2022 @ \$0.490000 (System Price) - 6,950.000000 Units on hand (EGR.AX)		417.00		10,321.63 CR
30/04/2022	Revaluation - 20/04/2022 @ \$1.205000 (System Price) - 540.000000 Units on hand (Z1P.AX)		178.20		10,143.43 CR
30/04/2022	Revaluation - 29/04/2022 @ \$94.390000 (System Price) - 257.000000 Units on hand (VAS.AX)		778.71		9,364.72 CR
31/05/2022	Revaluation - 30/05/2022 @ \$20.870000 (System Price) - 1,992.000000 Units on hand (FLT.AX)		3,426.24		5,938.48 CR
31/05/2022	Revaluation - 30/05/2022 @ \$5.610000 (System Price) - 1,801.000000 Units on hand (QAN.AX)			18.01	5,956.49 CR
31/05/2022	Revaluation - 30/05/2022 @ \$106.560000 (System Price) - 304.000000 Units on hand (CBA.AX)			814.72	6,771.21 CR
31/05/2022	Revaluation - 30/05/2022 @ \$2.940000 (System Price) - 1,875.000000 Units on hand (SCG.AX)		93.75		6,677.46 CR
31/05/2022	Revaluation - 30/05/2022 @ \$24.220000 (System Price) - 2,851.000000 Units on hand (WBC.AX)			997.85	7,675.31 CR
31/05/2022	Revaluation - 30/05/2022 @ \$0.420000 (System Price) - 6,950.000000 Units on hand (EGR.AX)		486.50		7,188.81 CR
31/05/2022	Revaluation - 30/05/2022 @ \$92.760000 (System Price) - 257.000000 Units on hand (VAS.AX)		418.91		6,769.90 CR
30/06/2022	Revaluation - 29/06/2022 @ \$17.950000 (System Price) - 1,992.000000 Units on hand (FLT.AX)		5,816.64		953.26 CR
30/06/2022	Revaluation - 29/06/2022 @ \$4.540000 (System Price) - 1,801.000000 Units on hand (QAN.AX)		1,927.07		973.81 DR
30/06/2022	Revaluation - 29/06/2022 @ \$93.000000 (System Price) - 304.000000 Units on hand (CBA.AX)		4,122.24		5,096.05 DR
30/06/2022	Revaluation - 29/06/2022 @ \$2.710000 (System Price) - 1,875.000000 Units on hand (SCG.AX)		431.25		5,527.30 DR
30/06/2022	Revaluation - 29/06/2022 @ \$19.940000 (System Price) - 2,851.000000 Units on hand (WBC.AX)		12,202.28		17,729.58 DR
30/06/2022	Revaluation - 29/06/2022 @ \$0.270000 (System Price) - 6,950.000000 Units on hand (EGR.AX)		1,042.50		18,772.08 DR

SRK Superannuation Fund

General Ledger

As at 30 June 2022

Transaction Date	Description	Units	Debit	Credit	Balance \$
30/06/2022	Revaluation - 29/06/2022 @ \$85.340000 (System Price) - 257.000000 Units on hand (VAS.AX)		1,906.94		20,679.02 DR
30/06/2022	Revaluation - 30/06/2022 @ \$17.360000 (System Price) - 1,992.000000 Units on hand (FLT.AX)		1,175.28		21,854.30 DR
30/06/2022	Revaluation - 30/06/2022 @ \$4.470000 (System Price) - 1,801.000000 Units on hand (QAN.AX)		126.07		21,980.37 DR
30/06/2022	Revaluation - 30/06/2022 @ \$90.380000 (System Price) - 304.000000 Units on hand (CBA.AX)		796.48		22,776.85 DR
30/06/2022	Revaluation - 30/06/2022 @ \$2.590000 (System Price) - 1,875.000000 Units on hand (SCG.AX)		225.00		23,001.85 DR
30/06/2022	Revaluation - 30/06/2022 @ \$19.500000 (System Price) - 2,851.000000 Units on hand (WBC.AX)		1,254.44		24,256.29 DR
30/06/2022	Revaluation - 30/06/2022 @ \$0.255000 (System Price) - 6,950.000000 Units on hand (EGR.AX)		104.25		24,360.54 DR
30/06/2022	Revaluation - 30/06/2022 @ \$83.750000 (System Price) - 257.000000 Units on hand (VAS.AX)		408.63		24,769.17 DR
			86,256.56	61,487.39	24,769.17 DR

Interest Received (25000)

Westpac DIY Super Working Acc 471 260 (estpacDIYSuperWo1)

30/07/2021				0.14	0.14 CR
31/08/2021				0.15	0.29 CR
30/09/2021				0.12	0.41 CR
29/10/2021				0.11	0.52 CR
30/11/2021				0.12	0.64 CR
31/12/2021				0.12	0.76 CR
31/01/2022				0.05	0.81 CR
28/02/2022				0.05	0.86 CR
31/03/2022				0.06	0.92 CR
29/04/2022				0.07	0.99 CR
31/05/2022				0.08	1.07 CR
30/06/2022	INTEREST PAID			0.10	1.17 CR
				1.17	1.17 CR

Westpac DIY Super Savings Acc 471 279 (WestpacDIYSuprSa)

31/12/2021				0.03	0.03 CR
31/01/2022				0.43	0.46 CR
28/02/2022				0.39	0.85 CR
31/03/2022				0.44	1.29 CR
29/04/2022				0.41	1.70 CR
31/05/2022				0.65	2.35 CR
30/06/2022	INTEREST PAID			0.85	3.20 CR
				3.20	3.20 CR

Accountancy Fees (30100)

Accountancy Fees (30100)

30/06/2022	Acc Fee paid out of pockets		2,134.00		2,134.00 DR
			2,134.00		2,134.00 DR

ATO Supervisory Levy (30400)

SRK Superannuation Fund

General Ledger

As at 30 June 2022

Transaction Date	Description	Units	Debit	Credit	Balance \$
ATO Supervisory Levy (30400)					
19/05/2022			259.00		259.00 DR
			259.00		259.00 DR
Auditor's Remuneration (30700)					
<u>Auditor's Remuneration (30700)</u>					
30/06/2022	Acc Fee paid out of pockets		330.00		330.00 DR
			330.00		330.00 DR
ASIC Fees (30800)					
<u>ASIC Fees (30800)</u>					
13/01/2022			56.00		56.00 DR
			56.00		56.00 DR
Life Insurance Premiums (39000)					
<u>(Life Insurance Premiums) Krushka, Cassandra - Accumulation (KRUCAS00001A)</u>					
08/07/2021			79.14		79.14 DR
09/08/2021			79.14		158.28 DR
08/09/2021			79.14		237.42 DR
08/10/2021			79.14		316.56 DR
08/11/2021			79.14		395.70 DR
08/12/2021			79.14		474.84 DR
10/01/2022			79.14		553.98 DR
08/02/2022			79.14		633.12 DR
08/03/2022			79.14		712.26 DR
08/04/2022			79.14		791.40 DR
09/05/2022			79.14		870.54 DR
08/06/2022			79.14		949.68 DR
			949.68		949.68 DR
<u>(Life Insurance Premiums) Krushka, Scott - Accumulation (KRUSCO00001A)</u>					
26/07/2021			213.08		213.08 DR
25/08/2021			213.08		426.16 DR
27/09/2021			213.08		639.24 DR
25/10/2021			213.08		852.32 DR
25/11/2021			213.08		1,065.40 DR
29/12/2021			213.08		1,278.48 DR
25/01/2022			213.08		1,491.56 DR
25/02/2022			213.08		1,704.64 DR
25/03/2022			213.08		1,917.72 DR
26/04/2022			213.08		2,130.80 DR
25/05/2022			290.65		2,421.45 DR
28/06/2022	PAYMENT BY AUTHORITY TO RESOLUTION LIFE AUSTRALASIA LIMITED Resolution Life FD1CP130202699		290.65		2,712.10 DR
			2,712.10		2,712.10 DR
Income Tax Expense (48500)					
<u>Income Tax Expense (48500)</u>					
30/06/2022	Create Entries - Franking Credits Adjustment - 30/06/2022			2,438.17	2,438.17 CR
30/06/2022	Create Entries - Foreign Credits			2.03	2,440.20 CR

SRK Superannuation Fund

General Ledger

As at 30 June 2022

Transaction Date	Description	Units	Debit	Credit	Balance \$
	Adjustment - 30/06/2022				
30/06/2022	Create Entries - PDIT Entry - 30/06/2022			2,470.01	4,910.21 CR
30/06/2022	Create Entries - Income Tax Expense - 30/06/2022		4,883.85		26.36 CR
			4,883.85	4,910.21	26.36 CR
Profit/Loss Allocation Account (49000)					
<u>Profit/Loss Allocation Account (49000)</u>					
08/07/2021	System Member Journals			67.27	67.27 CR
26/07/2021	System Member Journals			181.12	248.39 CR
09/08/2021	System Member Journals			67.27	315.66 CR
25/08/2021	System Member Journals			181.12	496.78 CR
08/09/2021	System Member Journals			67.27	564.05 CR
27/09/2021	System Member Journals			181.12	745.17 CR
30/09/2021	Profit/Loss Allocation - 30/09/2021		3,947.09		3,201.92 DR
30/09/2021	Profit/Loss Allocation - 30/09/2021		10,134.58		13,336.50 DR
07/10/2021	System Member Journals		1,830.81		15,167.31 DR
08/10/2021	System Member Journals			67.27	15,100.04 DR
25/10/2021	System Member Journals			181.12	14,918.92 DR
31/10/2021	Profit/Loss Allocation - 31/10/2021			390.75	14,528.17 DR
31/10/2021	Profit/Loss Allocation - 31/10/2021			1,003.29	13,524.88 DR
08/11/2021	System Member Journals			67.27	13,457.61 DR
25/11/2021	System Member Journals			181.12	13,276.49 DR
30/11/2021	Profit/Loss Allocation - 30/11/2021			6,414.58	6,861.91 DR
30/11/2021	Profit/Loss Allocation - 30/11/2021			16,470.12	9,608.21 CR
08/12/2021	System Member Journals			67.27	9,675.48 CR
29/12/2021	System Member Journals			181.12	9,856.60 CR
31/12/2021	Profit/Loss Allocation - 31/12/2021		1,522.67		8,333.93 CR
31/12/2021	Profit/Loss Allocation - 31/12/2021		3,909.61		4,424.32 CR
10/01/2022	System Member Journals			67.27	4,491.59 CR
20/01/2022	System Member Journals		1,700.04		2,791.55 CR
25/01/2022	System Member Journals			181.12	2,972.67 CR
31/01/2022	Profit/Loss Allocation - 31/01/2022			3,459.92	6,432.59 CR
31/01/2022	Profit/Loss Allocation - 31/01/2022			8,883.70	15,316.29 CR
08/02/2022	System Member Journals			67.27	15,383.56 CR
25/02/2022	System Member Journals			181.12	15,564.68 CR
28/02/2022	Profit/Loss Allocation - 28/02/2022		2,975.84		12,588.84 CR
28/02/2022	Profit/Loss Allocation - 28/02/2022		7,640.77		4,948.07 CR
08/03/2022	System Member Journals			67.27	5,015.34 CR
25/03/2022	System Member Journals			181.12	5,196.46 CR
31/03/2022	Profit/Loss Allocation - 31/03/2022		4,119.66		1,076.80 CR
31/03/2022	Profit/Loss Allocation - 31/03/2022		10,577.67		9,500.87 DR
08/04/2022	System Member Journals			67.27	9,433.60 DR
14/04/2022	System Member Journals		1,700.04		11,133.64 DR
26/04/2022	System Member Journals			181.12	10,952.52 DR
30/04/2022	Profit/Loss Allocation - 30/04/2022		324.92		11,277.44 DR
30/04/2022	Profit/Loss Allocation - 30/04/2022		834.27		12,111.71 DR
09/05/2022	System Member Journals			67.27	12,044.44 DR
25/05/2022	System Member Journals			247.05	11,797.39 DR

SRK Superannuation Fund

General Ledger

As at 30 June 2022

Transaction Date	Description	Units	Debit	Credit	Balance \$
31/05/2022	Profit/Loss Allocation - 31/05/2022			727.33	11,070.06 DR
31/05/2022	Profit/Loss Allocation - 31/05/2022			1,867.49	9,202.57 DR
08/06/2022	System Member Journals			67.27	9,135.30 DR
23/06/2022	System Member Journals		9,938.51		19,073.81 DR
23/06/2022	System Member Journals		8,500.00		27,573.81 DR
28/06/2022	System Member Journals			247.05	27,326.76 DR
30/06/2022	Profit/Loss Allocation - 30/06/2022			7,206.46	20,120.30 DR
30/06/2022	Profit/Loss Allocation - 30/06/2022			18,503.35	1,616.95 DR
30/06/2022	System Member Journals		2,094.40		3,711.35 DR
30/06/2022	Create Entries - Profit/Loss Allocation - 30/06/2022		213.21		3,924.56 DR
30/06/2022	Create Entries - Profit/Loss Allocation - 30/06/2022		88.61		4,013.17 DR
30/06/2022	Create Entries - Income Tax Expense Allocation - 30/06/2022		432.92		4,446.09 DR
30/06/2022	Create Entries - Income Tax Expense Allocation - 30/06/2022		1,150.56		5,596.65 DR
			73,636.18	68,039.53	5,596.65 DR
Opening Balance (50010)					
<u>(Opening Balance) Krushka, Cassandra - Accumulation (KRUCAS00001A)</u>					
01/07/2021	Opening Balance				121,824.67 CR
01/07/2021	Close Period Journal			17,813.08	139,637.75 CR
				17,813.08	139,637.75 CR
<u>(Opening Balance) Krushka, Scott - Accumulation (KRUSCO00001A)</u>					
01/07/2021	Opening Balance				54,352.06 CR
01/07/2021	Close Period Journal			35.95	54,388.01 CR
				35.95	54,388.01 CR
Contributions (52420)					
<u>(Contributions) Krushka, Cassandra - Accumulation (KRUCAS00001A)</u>					
01/07/2021	Opening Balance				13,395.48 CR
01/07/2021	Close Period Journal		13,395.48		0.00 DR
07/10/2021	System Member Journals			2,153.90	2,153.90 CR
20/01/2022	System Member Journals			2,000.05	4,153.95 CR
14/04/2022	System Member Journals			2,000.05	6,154.00 CR
23/06/2022	System Member Journals			11,692.36	17,846.36 CR
			13,395.48	17,846.36	17,846.36 CR
<u>(Contributions) Krushka, Scott - Accumulation (KRUSCO00001A)</u>					
01/07/2021	Opening Balance				6,358.55 CR
01/07/2021	Close Period Journal		6,358.55		0.00 DR
23/06/2022	System Member Journals			10,000.00	10,000.00 CR
30/06/2022	System Member Journals			2,464.00	12,464.00 CR
			6,358.55	12,464.00	12,464.00 CR
Share of Profit/(Loss) (53100)					
<u>(Share of Profit/(Loss)) Krushka, Cassandra - Accumulation (KRUCAS00001A)</u>					
01/07/2021	Opening Balance				19,106.67 CR
01/07/2021	Close Period Journal		19,106.67		0.00 DR
30/09/2021	Profit/Loss Allocation - 30/09/2021			10,134.58	10,134.58 CR
31/10/2021	Profit/Loss Allocation - 31/10/2021		1,003.29		9,131.29 CR

SRK Superannuation Fund

General Ledger

As at 30 June 2022

Transaction Date	Description	Units	Debit	Credit	Balance \$
30/11/2021	Profit/Loss Allocation - 30/11/2021		16,470.12		7,338.83 DR
31/12/2021	Profit/Loss Allocation - 31/12/2021			3,909.61	3,429.22 DR
31/01/2022	Profit/Loss Allocation - 31/01/2022		8,883.70		12,312.92 DR
28/02/2022	Profit/Loss Allocation - 28/02/2022			7,640.77	4,672.15 DR
31/03/2022	Profit/Loss Allocation - 31/03/2022			10,577.67	5,905.52 CR
30/04/2022	Profit/Loss Allocation - 30/04/2022			834.27	6,739.79 CR
31/05/2022	Profit/Loss Allocation - 31/05/2022		1,867.49		4,872.30 CR
30/06/2022	Profit/Loss Allocation - 30/06/2022		18,503.35		13,631.05 DR
30/06/2022	Create Entries - Profit/Loss Allocation - 30/06/2022			88.61	13,542.44 DR
			65,834.62	33,185.51	13,542.44 DR

(Share of Profit/(Loss)) Krushka, Scott - Accumulation (KRUSCO00001A)

01/07/2021	Opening Balance				7,298.34 CR
01/07/2021	Close Period Journal		7,298.34		0.00 DR
30/09/2021	Profit/Loss Allocation - 30/09/2021			3,947.09	3,947.09 CR
31/10/2021	Profit/Loss Allocation - 31/10/2021		390.75		3,556.34 CR
30/11/2021	Profit/Loss Allocation - 30/11/2021		6,414.58		2,858.24 DR
31/12/2021	Profit/Loss Allocation - 31/12/2021			1,522.67	1,335.57 DR
31/01/2022	Profit/Loss Allocation - 31/01/2022		3,459.92		4,795.49 DR
28/02/2022	Profit/Loss Allocation - 28/02/2022			2,975.84	1,819.65 DR
31/03/2022	Profit/Loss Allocation - 31/03/2022			4,119.66	2,300.01 CR
30/04/2022	Profit/Loss Allocation - 30/04/2022			324.92	2,624.93 CR
31/05/2022	Profit/Loss Allocation - 31/05/2022		727.33		1,897.60 CR
30/06/2022	Profit/Loss Allocation - 30/06/2022		7,206.46		5,308.86 DR
30/06/2022	Create Entries - Profit/Loss Allocation - 30/06/2022			213.21	5,095.65 DR
			25,497.38	13,103.39	5,095.65 DR

Income Tax (53330)

(Income Tax) Krushka, Cassandra - Accumulation (KRUCAS00001A)

01/07/2021	Opening Balance				1,844.79 DR
01/07/2021	Close Period Journal			1,844.79	0.00 DR
08/07/2021	System Member Journals			11.87	11.87 CR
09/08/2021	System Member Journals			11.87	23.74 CR
08/09/2021	System Member Journals			11.87	35.61 CR
08/10/2021	System Member Journals			11.87	47.48 CR
08/11/2021	System Member Journals			11.87	59.35 CR
08/12/2021	System Member Journals			11.87	71.22 CR
10/01/2022	System Member Journals			11.87	83.09 CR
08/02/2022	System Member Journals			11.87	94.96 CR
08/03/2022	System Member Journals			11.87	106.83 CR
08/04/2022	System Member Journals			11.87	118.70 CR
09/05/2022	System Member Journals			11.87	130.57 CR
08/06/2022	System Member Journals			11.87	142.44 CR
30/06/2022	Create Entries - Income Tax Expense Allocation - 30/06/2022			1,150.56	1,293.00 CR
				3,137.79	1,293.00 CR

(Income Tax) Krushka, Scott - Accumulation (KRUSCO00001A)

01/07/2021	Opening Balance				414.70 DR
------------	-----------------	--	--	--	-----------

SRK Superannuation Fund

General Ledger

As at 30 June 2022

Transaction Date	Description	Units	Debit	Credit	Balance \$
01/07/2021	Close Period Journal			414.70	0.00 DR
26/07/2021	System Member Journals			31.96	31.96 CR
25/08/2021	System Member Journals			31.96	63.92 CR
27/09/2021	System Member Journals			31.96	95.88 CR
25/10/2021	System Member Journals			31.96	127.84 CR
25/11/2021	System Member Journals			31.96	159.80 CR
29/12/2021	System Member Journals			31.96	191.76 CR
25/01/2022	System Member Journals			31.96	223.72 CR
25/02/2022	System Member Journals			31.96	255.68 CR
25/03/2022	System Member Journals			31.96	287.64 CR
26/04/2022	System Member Journals			31.96	319.60 CR
25/05/2022	System Member Journals			43.60	363.20 CR
28/06/2022	System Member Journals			43.60	406.80 CR
30/06/2022	Create Entries - Income Tax Expense Allocation - 30/06/2022			432.92	839.72 CR
				1,254.42	839.72 CR

Contributions Tax (53800)

(Contributions Tax) Krushka, Cassandra - Accumulation (KRUCAS00001A)

01/07/2021	Opening Balance				2,009.32 DR
01/07/2021	Close Period Journal			2,009.32	0.00 DR
07/10/2021	System Member Journals		323.09		323.09 DR
20/01/2022	System Member Journals		300.01		623.10 DR
14/04/2022	System Member Journals		300.01		923.11 DR
23/06/2022	System Member Journals		1,753.85		2,676.96 DR
			2,676.96	2,009.32	2,676.96 DR

(Contributions Tax) Krushka, Scott - Accumulation (KRUSCO00001A)

01/07/2021	Opening Balance				953.78 DR
01/07/2021	Close Period Journal			953.78	0.00 DR
23/06/2022	System Member Journals		1,500.00		1,500.00 DR
30/06/2022	System Member Journals		369.60		1,869.60 DR
			1,869.60	953.78	1,869.60 DR

Life Insurance Premiums (53920)

(Life Insurance Premiums) Krushka, Cassandra - Accumulation (KRUCAS00001A)

01/07/2021	Opening Balance				834.96 DR
01/07/2021	Close Period Journal			834.96	0.00 DR
08/07/2021	System Member Journals		79.14		79.14 DR
09/08/2021	System Member Journals		79.14		158.28 DR
08/09/2021	System Member Journals		79.14		237.42 DR
08/10/2021	System Member Journals		79.14		316.56 DR
08/11/2021	System Member Journals		79.14		395.70 DR
08/12/2021	System Member Journals		79.14		474.84 DR
10/01/2022	System Member Journals		79.14		553.98 DR
08/02/2022	System Member Journals		79.14		633.12 DR
08/03/2022	System Member Journals		79.14		712.26 DR
08/04/2022	System Member Journals		79.14		791.40 DR
09/05/2022	System Member Journals		79.14		870.54 DR
08/06/2022	System Member Journals		79.14		949.68 DR

SRK Superannuation Fund

General Ledger

As at 30 June 2022

Transaction Date	Description	Units	Debit	Credit	Balance \$
			949.68	834.96	949.68 DR
<u>(Life Insurance Premiums) Krushka, Scott - Accumulation (KRUSCO00001A)</u>					
01/07/2021	Opening Balance				2,252.46 DR
01/07/2021	Close Period Journal			2,252.46	0.00 DR
26/07/2021	System Member Journals		213.08		213.08 DR
25/08/2021	System Member Journals		213.08		426.16 DR
27/09/2021	System Member Journals		213.08		639.24 DR
25/10/2021	System Member Journals		213.08		852.32 DR
25/11/2021	System Member Journals		213.08		1,065.40 DR
29/12/2021	System Member Journals		213.08		1,278.48 DR
25/01/2022	System Member Journals		213.08		1,491.56 DR
25/02/2022	System Member Journals		213.08		1,704.64 DR
25/03/2022	System Member Journals		213.08		1,917.72 DR
26/04/2022	System Member Journals		213.08		2,130.80 DR
25/05/2022	System Member Journals		290.65		2,421.45 DR
28/06/2022	System Member Journals		290.65		2,712.10 DR
			2,712.10	2,252.46	2,712.10 DR
Benefits Paid/Transfers Out (54500)					
<u>(Benefits Paid/Transfers Out) Krushka, Cassandra - Accumulation (KRUCAS00001A)</u>					
01/07/2021	Opening Balance				10,000.00 DR
01/07/2021	Close Period Journal			10,000.00	0.00 DR
				10,000.00	0.00 DR
<u>(Benefits Paid/Transfers Out) Krushka, Scott - Accumulation (KRUSCO00001A)</u>					
01/07/2021	Opening Balance				10,000.00 DR
01/07/2021	Close Period Journal			10,000.00	0.00 DR
				10,000.00	0.00 DR
Bank Accounts (60400)					
<u>Dummy Acc (dummySRK)</u>					
31/08/2021	Dst'n - SCG			131.24	131.24 CR
18/10/2021	VAS			361.69	492.93 CR
19/01/2022	VAS			179.01	671.94 CR
28/02/2022	SCG			135.92	807.86 CR
20/04/2022	VAS			512.94	1,320.80 CR
30/06/2022	VAS		1,053.64		267.16 CR
30/06/2022	SCG		267.16		0.00 DR
			1,320.80	1,320.80	0.00 DR
<u>Westpac DIY Super Working Acc 471 260 (estpacDIYSuperWo1)</u>					
01/07/2021	Opening Balance				17,980.21 DR
08/07/2021				79.14	17,901.07 DR
16/07/2021			143.00		18,044.07 DR
26/07/2021				213.08	17,830.99 DR
30/07/2021			0.14		17,831.13 DR
09/08/2021				79.14	17,751.99 DR
25/08/2021				213.08	17,538.91 DR
31/08/2021			0.15		17,539.06 DR
31/08/2021	Dst'n - SCG		131.24		17,670.30 DR

SRK Superannuation Fund

General Ledger

As at 30 June 2022

Transaction Date	Description	Units	Debit	Credit	Balance \$
08/09/2021				79.14	17,591.16 DR
16/09/2021	Ocean Heights			5,000.00	12,591.16 DR
23/09/2021	Lawyers - Elliott Heads			330.00	12,261.16 DR
27/09/2021				213.08	12,048.08 DR
29/09/2021			608.00		12,656.08 DR
30/09/2021			0.12		12,656.20 DR
07/10/2021	SRK		2,153.90		14,810.10 DR
08/10/2021				79.14	14,730.96 DR
18/10/2021	VAS		361.69		15,092.65 DR
25/10/2021				213.08	14,879.57 DR
29/10/2021			0.11		14,879.68 DR
08/11/2021				79.14	14,800.54 DR
25/11/2021				213.08	14,587.46 DR
30/11/2021			0.12		14,587.58 DR
08/12/2021				79.14	14,508.44 DR
21/12/2021			1,710.60		16,219.04 DR
29/12/2021	trasfer [transfer]			10,000.00	6,219.04 DR
29/12/2021				213.08	6,005.96 DR
31/12/2021			0.12		6,006.08 DR
10/01/2022				79.14	5,926.94 DR
13/01/2022				56.00	5,870.94 DR
19/01/2022	VAS		179.01		6,049.95 DR
20/01/2022	SRK		2,000.05		8,050.00 DR
25/01/2022				213.08	7,836.92 DR
31/01/2022			0.05		7,836.97 DR
08/02/2022				79.14	7,757.83 DR
25/02/2022				213.08	7,544.75 DR
28/02/2022			0.05		7,544.80 DR
28/02/2022	SCG		135.92		7,680.72 DR
08/03/2022				79.14	7,601.58 DR
25/03/2022				213.08	7,388.50 DR
30/03/2022			532.00		7,920.50 DR
31/03/2022			0.06		7,920.56 DR
08/04/2022				79.14	7,841.42 DR
14/04/2022	SRK		2,000.05		9,841.47 DR
20/04/2022	VAS		512.94		10,354.41 DR
26/04/2022				213.08	10,141.33 DR
29/04/2022			0.07		10,141.40 DR
09/05/2022				79.14	10,062.26 DR
19/05/2022				1,803.02	8,259.24 DR
25/05/2022				290.65	7,968.59 DR
31/05/2022			0.08		7,968.67 DR
08/06/2022				79.14	7,889.53 DR
23/06/2022	DEPOSIT-OSKO PAYMENT 2165832 SRK ELECTRICAL SOLUTIONS PTY LTD C Krushka		11,692.36		19,581.89 DR
23/06/2022	DEPOSIT-OSKO PAYMENT 2187106 SRK ELECTRICAL SOLUTIONS PTY LTD S Krushka		10,000.00		29,581.89 DR

SRK Superannuation Fund

General Ledger

As at 30 June 2022

Transaction Date	Description	Units	Debit	Credit	Balance \$
24/06/2022	DEPOSIT DIVIDEND Remitter=WBC DIVIDEND Ref=001277984069 [System Matched Income Data]		1,739.11		31,321.00 DR
28/06/2022	PAYMENT BY AUTHORITY TO RESOLUTION LIFE AUSTRALASIA LIMITED Resolution Life FD1CP130202699			290.65	31,030.35 DR
30/06/2022	INTEREST PAID		0.10		31,030.45 DR
			33,901.04	20,850.80	31,030.45 DR
<u>Westpac DIY Super Savings Acc 471 279 (WestpacDIYSuprSa)</u>					
01/07/2021	Opening Balance				366.42 DR
29/12/2021	trasfer [transfer]		10,000.00		10,366.42 DR
31/12/2021			0.03		10,366.45 DR
31/01/2022			0.43		10,366.88 DR
28/02/2022			0.39		10,367.27 DR
31/03/2022			0.44		10,367.71 DR
29/04/2022			0.41		10,368.12 DR
31/05/2022			0.65		10,368.77 DR
30/06/2022	INTEREST PAID		0.85		10,369.62 DR
			10,003.20		10,369.62 DR
Distributions Receivable (61800)					
<u>Vanguard Australian Shares Index Etf (VAS.AX)</u>					
01/07/2021	Opening Balance				143.00 DR
16/07/2021				143.00	0.00 DR
30/06/2022	VAS		555.00		555.00 DR
			555.00	143.00	555.00 DR
Sundry Debtors (68000)					
<u>Sundry Debtors (68000)</u>					
16/09/2021	Ocean Heights		5,000.00		5,000.00 DR
23/09/2021	Lawyers - Elliott Heads		330.00		5,330.00 DR
			5,330.00		5,330.00 DR
Shares in Listed Companies (Australian) (77600)					
<u>Commonwealth Bank Of Australia. (CBA.AX)</u>					
01/07/2021	Opening Balance	304.00			30,360.48 DR
30/09/2021	Revaluation - 29/09/2021 @ \$102.620000 (System Price) - 304.000000 Units on hand		836.00		31,196.48 DR
31/10/2021	Revaluation - 29/10/2021 @ \$104.680000 (System Price) - 304.000000 Units on hand		626.24		31,822.72 DR
30/11/2021	Revaluation - 29/11/2021 @ \$93.780000 (System Price) - 304.000000 Units on hand			3,313.60	28,509.12 DR
31/12/2021	Revaluation - 30/12/2021 @ \$102.270000 (System Price) - 304.000000 Units on hand		2,580.96		31,090.08 DR
31/01/2022	Revaluation - 28/01/2022 @ \$95.670000 (System Price) - 304.000000 Units on hand			2,006.40	29,083.68 DR
28/02/2022	Revaluation - 25/02/2022 @ \$93.880000 (System Price) - 304.000000 Units on hand			544.16	28,539.52 DR
31/03/2022	Revaluation - 30/03/2022 @ \$107.070000 (System Price) - 304.000000 Units on hand		4,009.76		32,549.28 DR
30/04/2022	Revaluation - 29/04/2022 @			969.76	31,579.52 DR

SRK Superannuation Fund

General Ledger

As at 30 June 2022

Transaction Date	Description	Units	Debit	Credit	Balance \$
	\$103.880000 (System Price) - 304.000000 Units on hand				
31/05/2022	Revaluation - 30/05/2022 @ \$106.560000 (System Price) - 304.000000 Units on hand		814.72		32,394.24 DR
30/06/2022	Revaluation - 29/06/2022 @ \$93.000000 (System Price) - 304.000000 Units on hand			4,122.24	28,272.00 DR
30/06/2022	Revaluation - 30/06/2022 @ \$90.380000 (System Price) - 304.000000 Units on hand			796.48	27,475.52 DR
		304.00	8,867.68	11,752.64	27,475.52 DR
<u>Ecograp Limited (EGR.AX)</u>					
01/07/2021	Opening Balance	6,950.00			3,961.50 DR
30/09/2021	Revaluation - 29/09/2021 @ \$0.695000 (System Price) - 6,950.000000 Units on hand		868.75		4,830.25 DR
31/10/2021	Revaluation - 29/10/2021 @ \$0.610000 (System Price) - 6,950.000000 Units on hand			590.75	4,239.50 DR
30/11/2021	Revaluation - 29/11/2021 @ \$0.830000 (System Price) - 6,950.000000 Units on hand		1,529.00		5,768.50 DR
31/12/2021	Revaluation - 30/12/2021 @ \$0.665000 (System Price) - 6,950.000000 Units on hand			1,146.75	4,621.75 DR
31/01/2022	Revaluation - 28/01/2022 @ \$0.570000 (System Price) - 6,950.000000 Units on hand			660.25	3,961.50 DR
28/02/2022	Revaluation - 25/02/2022 @ \$0.535000 (System Price) - 6,950.000000 Units on hand			243.25	3,718.25 DR
31/03/2022	Revaluation - 30/03/2022 @ \$0.550000 (System Price) - 6,950.000000 Units on hand		104.25		3,822.50 DR
30/04/2022	Revaluation - 29/04/2022 @ \$0.490000 (System Price) - 6,950.000000 Units on hand			417.00	3,405.50 DR
31/05/2022	Revaluation - 30/05/2022 @ \$0.420000 (System Price) - 6,950.000000 Units on hand			486.50	2,919.00 DR
30/06/2022	Revaluation - 29/06/2022 @ \$0.270000 (System Price) - 6,950.000000 Units on hand			1,042.50	1,876.50 DR
30/06/2022	Revaluation - 30/06/2022 @ \$0.255000 (System Price) - 6,950.000000 Units on hand			104.25	1,772.25 DR
		6,950.00	2,502.00	4,691.25	1,772.25 DR
<u>Flight Centre Travel Group Limited (FLT.AX)</u>					
01/07/2021	Opening Balance	1,992.00			29,581.20 DR
30/09/2021	Revaluation - 29/09/2021 @ \$21.220000 (System Price) - 1,992.000000 Units on hand		12,689.04		42,270.24 DR
31/10/2021	Revaluation - 29/10/2021 @ \$19.990000 (System Price) - 1,992.000000 Units on hand			2,450.16	39,820.08 DR
30/11/2021	Revaluation - 29/11/2021 @ \$16.990000 (System Price) - 1,992.000000 Units on hand			5,976.00	33,844.08 DR
31/12/2021	Revaluation - 30/12/2021 @ \$17.730000 (System Price) - 1,992.000000 Units on hand		1,474.08		35,318.16 DR
31/01/2022	Revaluation - 28/01/2022 @ \$15.980000 (System Price) - 1,992.000000 Units on hand			3,486.00	31,832.16 DR
28/02/2022	Revaluation - 25/02/2022 @ \$18.180000 (System Price) - 1,992.000000 Units on		4,382.40		36,214.56 DR

SRK Superannuation Fund

General Ledger

As at 30 June 2022

Transaction Date	Description	Units	Debit	Credit	Balance \$
	hand				
31/03/2022	Revaluation - 30/03/2022 @ \$20.110000 (System Price) - 1,992.000000 Units on hand		3,844.56		40,059.12 DR
30/04/2022	Revaluation - 29/04/2022 @ \$22.590000 (System Price) - 1,992.000000 Units on hand		4,940.16		44,999.28 DR
31/05/2022	Revaluation - 30/05/2022 @ \$20.870000 (System Price) - 1,992.000000 Units on hand			3,426.24	41,573.04 DR
30/06/2022	Revaluation - 29/06/2022 @ \$17.950000 (System Price) - 1,992.000000 Units on hand			5,816.64	35,756.40 DR
30/06/2022	Revaluation - 30/06/2022 @ \$17.360000 (System Price) - 1,992.000000 Units on hand			1,175.28	34,581.12 DR
		1,992.00	27,330.24	22,330.32	34,581.12 DR
Qantas Airways Limited (QAN.AX)					
01/07/2021	Opening Balance	1,801.00			8,392.66 DR
30/09/2021	Revaluation - 29/09/2021 @ \$5.540000 (System Price) - 1,801.000000 Units on hand		1,584.88		9,977.54 DR
31/10/2021	Revaluation - 29/10/2021 @ \$5.350000 (System Price) - 1,801.000000 Units on hand			342.19	9,635.35 DR
30/11/2021	Revaluation - 29/11/2021 @ \$4.900000 (System Price) - 1,801.000000 Units on hand			810.45	8,824.90 DR
31/12/2021	Revaluation - 30/12/2021 @ \$4.980000 (System Price) - 1,801.000000 Units on hand		144.08		8,968.98 DR
31/01/2022	Revaluation - 28/01/2022 @ \$4.730000 (System Price) - 1,801.000000 Units on hand			450.25	8,518.73 DR
28/02/2022	Revaluation - 25/02/2022 @ \$5.060000 (System Price) - 1,801.000000 Units on hand		594.33		9,113.06 DR
31/03/2022	Revaluation - 30/03/2022 @ \$5.260000 (System Price) - 1,801.000000 Units on hand		360.20		9,473.26 DR
30/04/2022	Revaluation - 29/04/2022 @ \$5.600000 (System Price) - 1,801.000000 Units on hand		612.34		10,085.60 DR
31/05/2022	Revaluation - 30/05/2022 @ \$5.610000 (System Price) - 1,801.000000 Units on hand		18.01		10,103.61 DR
30/06/2022	Revaluation - 29/06/2022 @ \$4.540000 (System Price) - 1,801.000000 Units on hand			1,927.07	8,176.54 DR
30/06/2022	Revaluation - 30/06/2022 @ \$4.470000 (System Price) - 1,801.000000 Units on hand			126.07	8,050.47 DR
		1,801.00	3,313.84	3,656.03	8,050.47 DR
Westpac Banking Corporation (WBC.AX)					
01/07/2021	Opening Balance	2,851.00			73,584.31 DR
30/09/2021	Revaluation - 29/09/2021 @ \$25.170000 (System Price) - 2,851.000000 Units on hand			1,824.64	71,759.67 DR
31/10/2021	Revaluation - 29/10/2021 @ \$25.670000 (System Price) - 2,851.000000 Units on hand		1,425.50		73,185.17 DR
30/11/2021	Revaluation - 29/11/2021 @ \$20.920000 (System Price) - 2,851.000000 Units on hand			13,542.25	59,642.92 DR
31/12/2021	Revaluation - 30/12/2021 @ \$21.500000 (System Price) - 2,851.000000 Units on hand		1,653.58		61,296.50 DR

SRK Superannuation Fund

General Ledger

As at 30 June 2022

Transaction Date	Description	Units	Debit	Credit	Balance \$
31/01/2022	Revaluation - 28/01/2022 @ \$20.630000 (System Price) - 2,851.000000 Units on hand			2,480.37	58,816.13 DR
28/02/2022	Revaluation - 25/02/2022 @ \$22.830000 (System Price) - 2,851.000000 Units on hand		6,272.20		65,088.33 DR
31/03/2022	Revaluation - 30/03/2022 @ \$24.510000 (System Price) - 2,851.000000 Units on hand		4,789.68		69,878.01 DR
30/04/2022	Revaluation - 29/04/2022 @ \$23.870000 (System Price) - 2,851.000000 Units on hand			1,824.64	68,053.37 DR
31/05/2022	Revaluation - 30/05/2022 @ \$24.220000 (System Price) - 2,851.000000 Units on hand		997.85		69,051.22 DR
30/06/2022	Revaluation - 29/06/2022 @ \$19.940000 (System Price) - 2,851.000000 Units on hand			12,202.28	56,848.94 DR
30/06/2022	Revaluation - 30/06/2022 @ \$19.500000 (System Price) - 2,851.000000 Units on hand			1,254.44	55,594.50 DR
		2,851.00	15,138.81	33,128.62	55,594.50 DR
Zip Co Limited. (Z1P.AX)					
01/07/2021	Opening Balance	540.00			4,087.80 DR
30/09/2021	Revaluation - 29/09/2021 @ \$6.970000 (System Price) - 540.000000 Units on hand			324.00	3,763.80 DR
31/10/2021	Revaluation - 29/10/2021 @ \$6.500000 (System Price) - 540.000000 Units on hand			253.80	3,510.00 DR
30/11/2021	Revaluation - 29/11/2021 @ \$5.240000 (System Price) - 540.000000 Units on hand			680.40	2,829.60 DR
31/12/2021	Revaluation - 30/12/2021 @ \$4.310000 (System Price) - 540.000000 Units on hand			502.20	2,327.40 DR
31/01/2022	Revaluation - 28/01/2022 @ \$2.940000 (System Price) - 540.000000 Units on hand			739.80	1,587.60 DR
28/02/2022	Revaluation - 25/02/2022 @ \$2.210000 (System Price) - 540.000000 Units on hand			394.20	1,193.40 DR
31/03/2022	Revaluation - 30/03/2022 @ \$1.535000 (System Price) - 540.000000 Units on hand			364.50	828.90 DR
30/04/2022	Revaluation - 20/04/2022 @ \$1.205000 (System Price) - 540.000000 Units on hand			178.20	650.70 DR
		540.00		3,437.10	650.70 DR
Units in Listed Unit Trusts (Australian) (78200)					
Scentre Group (SCG.AX)					
01/07/2021	Opening Balance	1,875.00			5,137.50 DR
30/09/2021	Revaluation - 29/09/2021 @ \$2.940000 (System Price) - 1,875.000000 Units on hand		375.00		5,512.50 DR
31/10/2021	Revaluation - 29/10/2021 @ \$3.020000 (System Price) - 1,875.000000 Units on hand		150.00		5,662.50 DR
30/11/2021	Revaluation - 29/11/2021 @ \$3.040000 (System Price) - 1,875.000000 Units on hand		37.50		5,700.00 DR
31/12/2021	Revaluation - 30/12/2021 @ \$3.210000 (System Price) - 1,875.000000 Units on hand		318.75		6,018.75 DR
31/01/2022	Revaluation - 28/01/2022 @ \$2.880000 (System Price) - 1,875.000000 Units on hand			618.75	5,400.00 DR

SRK Superannuation Fund

General Ledger

As at 30 June 2022

Transaction Date	Description	Units	Debit	Credit	Balance \$
28/02/2022	Revaluation - 25/02/2022 @ \$3.040000 (System Price) - 1,875.000000 Units on hand		300.00		5,700.00 DR
31/03/2022	Revaluation - 30/03/2022 @ \$3.110000 (System Price) - 1,875.000000 Units on hand		131.25		5,831.25 DR
30/04/2022	Revaluation - 29/04/2022 @ \$2.990000 (System Price) - 1,875.000000 Units on hand			225.00	5,606.25 DR
31/05/2022	Revaluation - 30/05/2022 @ \$2.940000 (System Price) - 1,875.000000 Units on hand			93.75	5,512.50 DR
30/06/2022	Revaluation - 29/06/2022 @ \$2.710000 (System Price) - 1,875.000000 Units on hand			431.25	5,081.25 DR
30/06/2022	Revaluation - 30/06/2022 @ \$2.590000 (System Price) - 1,875.000000 Units on hand			225.00	4,856.25 DR
		1,875.00	1,312.50	1,593.75	4,856.25 DR
Vanguard Australian Shares Index Etf (VAS.AX)					
01/07/2021	Opening Balance	257.00			24,168.28 DR
30/09/2021	Revaluation - 29/09/2021 @ \$93.560000 (System Price) - 257.000000 Units on hand			123.36	24,044.92 DR
31/10/2021	Revaluation - 29/10/2021 @ \$93.720000 (System Price) - 257.000000 Units on hand		41.12		24,086.04 DR
30/11/2021	Revaluation - 29/11/2021 @ \$93.220000 (System Price) - 257.000000 Units on hand			128.50	23,957.54 DR
31/12/2021	Revaluation - 30/12/2021 @ \$96.760000 (System Price) - 257.000000 Units on hand		909.78		24,867.32 DR
31/01/2022	Revaluation - 28/01/2022 @ \$89.360000 (System Price) - 257.000000 Units on hand			1,901.80	22,965.52 DR
28/02/2022	Revaluation - 25/02/2022 @ \$90.330000 (System Price) - 257.000000 Units on hand		249.29		23,214.81 DR
31/03/2022	Revaluation - 30/03/2022 @ \$97.420000 (System Price) - 257.000000 Units on hand		1,822.13		25,036.94 DR
30/04/2022	Revaluation - 29/04/2022 @ \$94.390000 (System Price) - 257.000000 Units on hand			778.71	24,258.23 DR
31/05/2022	Revaluation - 30/05/2022 @ \$92.760000 (System Price) - 257.000000 Units on hand			418.91	23,839.32 DR
30/06/2022	Revaluation - 29/06/2022 @ \$85.340000 (System Price) - 257.000000 Units on hand			1,906.94	21,932.38 DR
30/06/2022	Revaluation - 30/06/2022 @ \$83.750000 (System Price) - 257.000000 Units on hand			408.63	21,523.75 DR
		257.00	3,022.32	5,666.85	21,523.75 DR
Income Tax Payable/Refundable (85000)					
Income Tax Payable/Refundable (85000)					
01/07/2021	Opening Balance				1,544.02 CR
19/05/2022			1,544.02		0.00 DR
30/06/2022	Create Entries - Franking Credits Adjustment - 30/06/2022		2,438.17		2,438.17 DR
30/06/2022	Create Entries - Foreign Credits Adjustment - 30/06/2022		2.03		2,440.20 DR
30/06/2022	Create Entries - Income Tax Expense - 30/06/2022			4,883.85	2,443.65 CR
			3,984.22	4,883.85	2,443.65 CR

SRK Superannuation Fund

General Ledger

As at 30 June 2022

Transaction Date	Description	Units	Debit	Credit	Balance \$
Deferred Tax Liability/Asset (89000)					
<u>Deferred Tax Liability/Asset (89000)</u>					
01/07/2021	Opening Balance				2,193.58 CR
30/06/2022	Create Entries - PDIT Entry - 30/06/2022		2,470.01		276.43 DR
			2,470.01		276.43 DR
Total Debits:	409,563.40				
Total Credits:	409,563.40				

SRK Superannuation Fund

Create Entries Report

For the period 01 July 2021 to 30 June 2022

Create Entries Financial Year Summary 01 July 2021 - 30 June 2022

Total Profit	Amount
Income	12,011.07
Less Expense	6,440.78
Total Profit	5,570.29

Tax Summary	Amount
Fund Tax Rate	15.00 %
Total Profit	5,570.29
Less Permanent Differences	(8,256.39)
Less Timing Differences	(16,512.78)
Less Exempt Pension Income	0.00
Less Other Non Taxable Income	0.00
Less LIC Deductions	0.00
Add SMSF Non Deductible Expenses	0.00
Add Other Non Deductible Expenses	0.00
Add Total Franking/Foreign/TFN/FRW Credits	2,440.20
Less Realised Accounting Capital Gains	0.00
Less Accounting Trust Distributions	1,875.80
Add Taxable Trust Distributions	1,278.49
Add Distributed Foreign income	38.04
Add Total Net Capital Gains	340.63
Less Tax Losses Deducted	0.00
Add SMSF Annual Return Rounding	(2.02)
Taxable Income	32,559.00
Income Tax on Taxable Income or Loss	4,883.85

Profit/(Loss) Available for Allocation	Amount
Total Available Profit	(21,078.29)
Franking Credits	2,438.17
TFN Credits	0.00
Foreign Credits	2.03
FRW Credits	0.00
Total	(18,640.12)

Income Tax Expense Available for Allocation	Amount
Income Tax on Taxable Income or Loss	4,883.85
Deferred Tax	(2,470.01)
Member Specific Income Tax	(3,997.32)
Total Income Tax Expense Allocation	(1,583.48)

Final Segment 1 from 01 July 2021 to 30 June 2022

Pool Name Unsegregated Pool

Total Profit	Amount
Income	12,011.07
Less Expense	6,440.78
Total Profit	5,570.29

Create Entries Summary	Amount
Fund Tax Rate	15.00 %
Total Profit	5,570.29
Less Permanent Differences	(8,256.39)
Less Timing Differences	(16,512.78)
Less Exempt Pension Income	0.00
Less Other Non Taxable Income	0.00
Add SMSF Non Deductible Expenses	0.00
Add Other Non Deductible Expenses	0.00
Add Total Franking/Foreign/TFN/FRW Credits	2,440.20
Less Realised Accounting Capital Gains	0.00
Less Accounting Trust Distributions	1,875.80
Add Taxable Trust Distributions	1,278.49
Add Distributed Foreign income	38.04
Add Capital Gains Adjustment	340.63
Less Tax Losses Deducted	0.00
Add Taxable Income Adjustment	(2.02)
Taxable Income	32,559.00
Income Tax on Taxable Income or Loss	4,883.85

Member Weighted Balance Summary	Weighting%	Amount
Scott Krushka(KRUSCO00001A)	27.34	53,366.04
Cassandra Krushka(KRUCAS00001A)	72.66	141,819.19

Profit/(Loss) Available for Allocation	Amount
Total Available Profit	(21,078.29)
Franking Credits	2,438.17
TFN Credits	0.00
FRW Credits	0.00
Total	(18,640.12)

Allocation to Members	Weighting%	Amount
Scott Krushka(KRUSCO00001A)	27.34	(5,096.21)
Cassandra Krushka(KRUCAS00001A)	72.66	(13,543.91)

Accumulation Weighted Balance Summary	Weighting%	Amount
Scott Krushka(KRUSCO00001A)	27.34	53,366.04
Cassandra Krushka(KRUCAS00001A)	72.66	141,819.19

Income Tax Expense Available for Allocation	Amount
Total Income Tax Expense Allocation	(1,583.48)

Income Tax Expense Available for Allocation		Amount
Income Tax on Taxable Income or Loss		4,883.85
Deferred Tax		(2,470.01)
Member Specific Income Tax		(3,997.32)
Total Income Tax Expense Allocation		(1,583.48)

Allocation to Members	Weighting%	Amount
Scott Krushka(KRUSCO00001A)	27.34	(432.92)
Cassandra Krushka(KRUCAS00001A)	72.66	(1,150.56)

Calculation of daily member weighted balances

Scott Krushka (KRUSCO00001A)

Member Balance

01/07/2021	50010	Opening Balance	54,388.01	54,388.01
26/07/2021	53920	Life Insurance Premiums	(213.08)	(198.49)
25/08/2021	53920	Life Insurance Premiums	(213.08)	(180.97)
27/09/2021	53920	Life Insurance Premiums	(213.08)	(161.71)
25/10/2021	53920	Life Insurance Premiums	(213.08)	(145.36)
25/11/2021	53920	Life Insurance Premiums	(213.08)	(127.26)
29/12/2021	53920	Life Insurance Premiums	(213.08)	(107.42)
25/01/2022	53920	Life Insurance Premiums	(213.08)	(91.65)
25/02/2022	53920	Life Insurance Premiums	(213.08)	(73.56)
25/03/2022	53920	Life Insurance Premiums	(213.08)	(57.21)
26/04/2022	53920	Life Insurance Premiums	(213.08)	(38.53)
25/05/2022	53920	Life Insurance Premiums	(290.65)	(29.46)
23/06/2022	52420	Contributions	10,000.00	219.18
23/06/2022	53800	Contributions Tax	(1,500.00)	(32.88)
28/06/2022	53920	Life Insurance Premiums	(290.65)	(2.39)
30/06/2022	52420	Contributions	2,464.00	6.75
30/06/2022	53800	Contributions Tax	(369.60)	(1.01)
Total Amount (Weighted)				53,366.04

Cassandra Krushka (KRUCAS00001A)

Member Balance

01/07/2021	50010	Opening Balance	139,637.75	139,637.75
08/07/2021	53920	Life Insurance Premiums	(79.14)	(77.62)
09/08/2021	53920	Life Insurance Premiums	(79.14)	(70.68)
08/09/2021	53920	Life Insurance Premiums	(79.14)	(64.18)
07/10/2021	52420	Contributions	2,153.90	1,575.59
07/10/2021	53800	Contributions Tax	(323.09)	(236.34)
08/10/2021	53920	Life Insurance Premiums	(79.14)	(57.67)
08/11/2021	53920	Life Insurance Premiums	(79.14)	(50.95)
08/12/2021	53920	Life Insurance Premiums	(79.14)	(44.45)
10/01/2022	53920	Life Insurance Premiums	(79.14)	(37.29)
20/01/2022	52420	Contributions	2,000.05	887.69
20/01/2022	53800	Contributions Tax	(300.01)	(133.16)
08/02/2022	53920	Life Insurance Premiums	(79.14)	(31.01)

Calculation of daily member weighted balances

08/03/2022	53920	Life Insurance Premiums	(79.14)	(24.93)
08/04/2022	53920	Life Insurance Premiums	(79.14)	(18.21)
14/04/2022	52420	Contributions	2,000.05	427.41
14/04/2022	53800	Contributions Tax	(300.01)	(64.11)
09/05/2022	53920	Life Insurance Premiums	(79.14)	(11.49)
08/06/2022	53920	Life Insurance Premiums	(79.14)	(4.99)
23/06/2022	52420	Contributions	11,692.36	256.27
23/06/2022	53800	Contributions Tax	(1,753.85)	(38.44)
Total Amount (Weighted)				141,819.19

Calculation of Net Capital Gains

Capital gains from Unsegregated Pool	510.94
Capital gains from Unsegregated Pool - Collectables	0.00
Capital Gain Adjustment from prior segments	0.00
Realised Notional gains	0.00
Carried forward losses from prior years	0.00
Current year capital losses from Unsegregated Pool	0.00
Current year capital losses from Unsegregated Pool - Collectables	0.00
Total CGT Discount Applied	170.31
Capital Gain /(Losses carried forward)	340.63
CGT allocated in prior segments	0.00
Allocations of Net Capital Gains to Pools	
Capital Gain Proportion - Unsegregated Pool (510.94/510.94)=100.00%	340.63

Foreign Tax Offset Calculations**Segment 01 July 2021 to 30 June 2022**

Claimable FTO - Unsegregated Pool	2.03
Claimable FTO	2.03

Total Claimable Foreign Credits for the Year **2.03**

Foreign Tax Offset (Label C1) 2.03

Applied/Claimed FTO 2.03

Allocations of Foreign Tax Offset to Members

Scott Krushka(KRUSCO00001A) - 27.34 %	0.56
Cassandra Krushka(KRUCAS00001A) - 72.66 %	1.47
Total Foreign Tax Offset Allocated to Members	2.03



Income tax 002

Date generated	08/09/2022
Overdue	\$0.00
Not yet due	\$0.00
Balance	\$0.00

Transactions

3 results found - from **01 July 2021** to **08 September 2022** sorted by **processed date** ordered **newest to oldest**

Processed date	Effective date	Description	Debit (DR)	Credit (CR)	Balance
20 May 2022	20 May 2022	General interest charge			\$0.00
20 May 2022	19 May 2022	Payment received		\$1,803.02	\$0.00
12 Oct 2021	16 May 2022	Tax return Self Man Superfund - Income Tax for the period from 01 Jul 20 to 30 Jun 21	\$1,803.02		\$1,803.02 DR



Activity statement 004

Date generated	08/09/2022
Overdue	\$0.00
Not yet due	\$0.00
Balance	\$0.00

Transactions

3 results found - from **01 July 2021** to **08 September 2022** sorted by **processed date** ordered **newest to oldest**

Processed date	Effective date	Description	Debit (DR)	Credit (CR)	Balance
31 Jul 2022	28 Jul 2022	Original Activity Statement for the period ending 30 Jun 22		\$0.00	\$0.00
1 May 2022	28 Apr 2022	Original Activity Statement for the period ending 31 Mar 22		\$0.00	\$0.00
21 Dec 2021	28 Feb 2022	Original Activity Statement for the period ending 31 Dec 21		\$0.00	\$0.00

Balance History

Currency Australian Dollar

View: CBA, X*****7081 (SRK SUPERANNUATION PTY LTD <SRK SUPERANNUATION FUND A/C>)

Balance as at date (dd/mm/yyyy) 30/06/2022

Displaying Balance History as at **30 Jun 2022**

HIN/SRN EMP ID	Security Code	Closing Price (AUD)	Total Balance	Tradeable Balance	Total Value (AUD)
X*****7081	CBA	90.38	304	304	27,475.52

Viewing 1 - 1 of 1

Total Value: \$ 27,475.52

Balance History

Currency Australian Dollar

View: EGR, X*****7081 (SRK SUPERANNUATION PTY LTD <SRK SUPERANNUATION FUND A/C>)

Balance as at date (dd/mm/yyyy) 30/06/2022

Displaying Balance History as at **30 Jun 2022**

HIN/SRN EMP ID	Security Code	Closing Price (AUD)	Total Balance	Tradeable Balance	Total Value (AUD)
X*****7081	EGR	0.255	6,950	6,950	1,772.25

Viewing 1 - 1 of 1

Total Value: \$ 1,772.25

Date: 8/09/2022

Dear Sir/Madam,

Thank you for your enquiry and below is the account balance(s) of your portfolio as of close of business on: 30/06/2022

**FLIGHT CENTRE TRAVEL GROUP LIMITED
FLT ORD - FULLY PAID ORDINARY SHARES**

Name	Share Type	Register	Quantity
SRK SUPERANNUATION PTY LTD <SRK SUPERANNUATION FUND> X*****7081	CHESS Sponsored	QLD	1992
		Total	1992

Sincerely,
Computershare

Only Computershare managed holdings are listed.

Balance History

Currency Australian Dollar

View: QAN, X*****7081 (SRK SUPERANNUATION PTY LTD <SRK SUPERANNUATION FUND A/C>)

Balance as at date (dd/mm/yyyy) 30/06/2022

Displaying Balance History as at **30 Jun 2022**

HIN/SRN EMP ID	Security Code	Closing Price (AUD)	Total Balance	Tradeable Balance	Total Value (AUD)
X*****7081	QAN	4.47	1,801	1,801	8,050.47

Viewing 1 - 1 of 1

Total Value: \$ 8,050.47

Date: 8/09/2022

Dear Sir/Madam,

Thank you for your enquiry and below is the account balance(s) of your portfolio as of close of business on: 30/06/2022

SCENTRE GROUP SCG STAPLED SECURITIES			
Name	Share Type	Register	Quantity
SRK SUPERANNUATION PTY LTD <SRK SUPERANNUATION FUND> X*****7081	CHESS Sponsored	NSW	1875
		Total	1875

Sincerely,
Computershare

Only Computershare managed holdings are listed.

Date: 8/09/2022

Dear Sir/Madam,

Thank you for your enquiry and below is the account balance(s) of your portfolio as of close of business on: 30/06/2022

**VANGUARD AUSTRALIAN SHARES INDEX ETF
VAS VAS_EXCHANGE TRADED FUND**

Name	Share Type	Register	Quantity
SRK SUPERANNUATION PTY LTD <SRK SUPERANNUATION FUND> X*****7081	CHESS Sponsored	NSW	257
		Total	257 ✓

Sincerely,
Computershare

Only Computershare managed holdings are listed.

Balance History

Currency Australian Dollar

View: WBC, X*****7081 (SRK SUPERANNUATION PTY LTD <SRK SUPERANNUATION FUND A/C>)

Balance as at date (dd/mm/yyyy) 30/06/2022

Displaying Balance History as at **30 Jun 2022**

HIN/SRN EMP ID	Security Code	Closing Price (AUD)	Total Balance	Tradeable Balance	Total Value (AUD)
X*****7081	WBC	19.50	2,851	2,851	55,594.50

Viewing 1 - 1 of 1

Total Value: \$ 55,594.50

Date: 8/09/2022

Dear Sir/Madam,

Thank you for your enquiry and below is the account balance(s) of your portfolio as of close of business on: 30/06/2022

ZIP CO LIMITED
ZIP ORDINARY FULLY PAID SHARES

Name	Share Type	Register	Quantity
SRK SUPERANNUATION PTY LTD <SRK SUPERANNUATION FUND> X*****7081	CHESS Sponsored	NSW	540 ✓
Total			540

Sincerely,
Computershare

Only Computershare managed holdings are listed.

SRK Superannuation Fund

Contributions Breakdown Report

For The Period 01 July 2021 - 30 June 2022

Summary

Member	D.O.B	Age (at 30/06/2021)	Total Super Balance (at 30/06/2021) *1	Concessional	Non-Concessional	Other	Reserves	Total
Krushka, Cassandra	01/10/1978	42	139,637.75	17,846.36	0.00	0.00	0.00	17,846.36
Krushka, Scott	19/02/1976	45	54,388.01	12,464.00	0.00	0.00	0.00	12,464.00
All Members				30,310.36	0.00	0.00	0.00	30,310.36

*1 TSB can include information external to current fund's transaction records. The amount is per individual across all funds.

Contribution Caps

Member	Contribution Type	Contributions	Cap	Current Position
Krushka, Cassandra	Concessional (5 year carry forward cap available)	17,846.36	67,886.20	50,039.84 Below Cap
	Non-Concessional	0.00	110,000.00	110,000.00 Below Cap
Krushka, Scott	Concessional (5 year carry forward cap available)	12,464.00	96,141.45	83,677.45 Below Cap
	Non-Concessional	0.00	110,000.00	110,000.00 Below Cap

Carry Forward Unused Concessional Contribution Cap

Member	2017	2018	2019	2020	2021	2022	Current Position
Krushka, Cassandra							
Concessional Contribution Cap	30,000.00	25,000.00	25,000.00	25,000.00	25,000.00	27,500.00	
Concessional Contribution	30,000.00	0.00	15,226.17	5,992.15	13,395.48	17,846.36	
Unused Concessional Contribution	0.00	0.00	9,773.83	19,007.85	11,604.52	9,653.64	
Cumulative Carry Forward Unused	N/A	N/A	0.00	9,773.83	28,781.68	40,386.20	
Maximum Cap Available	30,000.00	25,000.00	25,000.00	34,773.83	53,781.68	67,886.20	50,039.84 Below Cap
Total Super Balance	0.00	24,953.36	117,985.42	130,132.87	121,824.67	139,637.75	

2187106 SRK
ELECTRICAL
SOLUTIONS PTY
LTD S Krushka

30/06/2022 Acc Fee paid out of
pockets

Personal - Concessional

2,464.00 ✓

Total - Krushka, Scott

12,464.00 0.00 0.00 0.00

0.00 0.00 0.00

Total for All Members

30,310.36 0.00 0.00 0.00

Superannuation Accruals

From 1 May 2021 to 30 July 2022

SRK Electrical Solutions Pty Ltd

Employee	Employee Group	Employee Number	Super Fund Name	USI	Contribution Type	Payment Date	Due Date	Status	Amount
Scott Krushka	None	2	SRK Superannuation Fund		Employer Additional	30/06/2022	28/07/2022		\$10,000.00
Scott Krushka	None	2	SRK Superannuation Fund		SGC	25/06/2021	28/07/2021	Marked As Paid	\$5,423.55
									<u>\$15,423.55</u>

