



BUSINESS ADVANTAGE STATEMENT

STATEMENT NUMBER 76

14 JUNE 2019 TO 12 JULY 2019

041/1468



THE DIRECTORS
RENISON SUPER FUND P/L
111 GEORGE ST W
BURLEIGH HEADS QLD 4220

WELCOME TO YOUR ANZ ACCOUNT AT A GLANCE

Account Details

RENISON SUPER FUND P/L ACN 161 867 581

ATF MJ & JK RENISON SUPER FUND

Branch Number (BSB)

014-739

Account Number

2082-85519

Account Descriptor

BUSINESS ACCOUNT

Opening Balance:

\$21,378.44

Total Deposits:

\$31,033.47

Total Withdrawals:

\$2,410.00

Closing Balance:

\$50,001.91

NEED TO GET IN TOUCH?



ANZ Internet Banking
anz.com

OR



Enquiries: 13 13 14
Lost/Stolen Cards: 1800 033 844

BUSINESS ADVANTAGE STATEMENT

Account Number 2082-85519

Transaction Details

Please retain this statement for taxation purposes

Date	Transaction Details	Withdrawals (\$)	Deposits (\$)	Balance (\$)
2019				
14 JUN	OPENING BALANCE			21,378.44
18 JUN	DIVIDEND FROM RURALCO HOLDINGS JUN19/00804059		100.00	21,478.44
24 JUN	DIVIDEND FROM WBC DIVIDEND 001229673001		490.68	21,969.12
24 JUN	DIVIDEND FROM WBC DIVIDEND 001229673000		3,039.96	25,009.08
24 JUN	DIVIDEND FROM WBC DIVIDEND 001229672999		6,733.22	31,742.30
01 JUL	DIVIDEND FROM ANZ DIVIDEND A067/00675882		800.00	32,542.30
01 JUL	DIVIDEND FROM ANZ DIVIDEND A067/00676066		1,952.00	34,494.30
01 JUL	DIVIDEND FROM ANZ DIVIDEND A067/00675576		3,411.20	37,905.50
01 JUL	ANZ INTERNET BANKING PAYMENT 996696 TO JENNIFER KNIGHT RENISON <i>PENSION</i>	2,400.00		35,505.50
03 JUL	DIVIDEND FROM NAB INTERIM DIV DV201/00600486		1,317.21	36,822.71
03 JUL	DIVIDEND FROM MQG S00042568996		1,360.80	38,183.51
03 JUL	DIVIDEND FROM MQG S00042583367		1,524.60	39,708.11
03 JUL	DIVIDEND FROM NAB INTERIM DIV DV201/00599983		4,215.57	43,923.68
09 JUL	TRANSFER FROM RENISON SUPER FU AAAC191907PTNRPCN <i>TD INTEREST - U BANK \$150,000</i>		2,395.89	46,319.57
12 JUL	TRANSFER FROM PLATINUM INVEST PAF 72810CPAMD19		1,329.14	47,648.71
12 JUL	TRANSFER FROM PLATINUM INVEST PIF 72810CPAMD19		2,363.20	50,011.91
12 JUL	ACCOUNT SERVICING FEE	10.00		50,001.91
	TOTALS AT END OF PAGE	\$2,410.00	\$31,033.47	
	TOTALS AT END OF PERIOD	\$2,410.00	\$31,033.47	\$50,001.91

This Statement Includes

ANZ bank charges	\$10.00
------------------	---------

BUSINESS ADVANTAGE STATEMENT

Account Number 2082-85519

Transaction Details

Please retain this statement for taxation purposes

Date	Transaction Details	Withdrawals (\$)	Deposits (\$)	Balance (\$)
2019				
14 JUN	OPENING BALANCE			21,378.44
18 JUN	DIVIDEND FROM RURALCO HOLDINGS JUN19/00804059		100.00	21,478.44
24 JUN	DIVIDEND FROM WBC DIVIDEND 001229673001		490.68	21,969.12
24 JUN	DIVIDEND FROM WBC DIVIDEND 001229673000		3,039.96	25,009.08
24 JUN	DIVIDEND FROM WBC DIVIDEND 001229672999		6,733.22	31,742.30
01 JUL	DIVIDEND FROM ANZ DIVIDEND A067/00675882		800.00	32,542.30
01 JUL	DIVIDEND FROM ANZ DIVIDEND A067/00676066		1,952.00	34,494.30
01 JUL	DIVIDEND FROM ANZ DIVIDEND A067/00675576		3,411.20	37,905.50
01 JUL	ANZ INTERNET BANKING PAYMENT 996696 TO JENNIFER KNIGHT RENISON	2,400.00		35,505.50
03 JUL	DIVIDEND FROM NAB INTERIM DIV DV201/00600486		1,317.21	36,822.71
03 JUL	DIVIDEND FROM MQG S00042568996		1,360.80	38,183.51
03 JUL	DIVIDEND FROM MQG S00042583367		1,524.60	39,708.11
03 JUL	DIVIDEND FROM NAB INTERIM DIV DV201/00599983		4,215.57	43,923.68
09 JUL	TRANSFER FROM RENISON SUPER FU AACT191907PTNRPCN		2,395.89	46,319.57
12 JUL	TRANSFER FROM PLATINUM INVEST PAF 72810CPAMDIS19 <i>PLAT</i>		1,329.14	47,648.71
12 JUL	TRANSFER FROM PLATINUM INVEST PIF 72810CPAMDIS19 <i>PLAT</i>		2,363.20	50,011.91
12 JUL	ACCOUNT SERVICING FEE	10.00		50,001.91
	TOTALS AT END OF PAGE	\$2,410.00	\$31,033.47	
	TOTALS AT END OF PERIOD	\$2,410.00	\$31,033.47	\$50,001.91

This Statement Includes

ANZ bank charges	\$10.00
------------------	---------



BUSINESS ADVANTAGE STATEMENT

STATEMENT NUMBER 77
12 JULY 2019 TO 14 AUGUST 2019

Date	Description	Transaction Type	Debit	Credit	Balance
2019		OPENING BALANCE			\$50,001.91
2019		DIVIDEND		\$245.96	\$50,247.87
2019		ANZ DIRECT BANKING PAYMENT TRANSFER	\$2,410.00		\$47,837.87
TOTALS AT END OF PERIOD			\$2,410.00	\$245.96	\$47,837.87

041/875

THE DIRECTORS
RENISON SUPER FUND P/L
111 GEORGE ST W
BURLEIGH HEADS QLD 4220

WELCOME TO YOUR ANZ ACCOUNT AT A GLANCE

Account Details

RENISON SUPER FUND P/L ACN 161 867 581
ATF MJ & JK RENISON SUPER FUND

Branch Number (BSB)

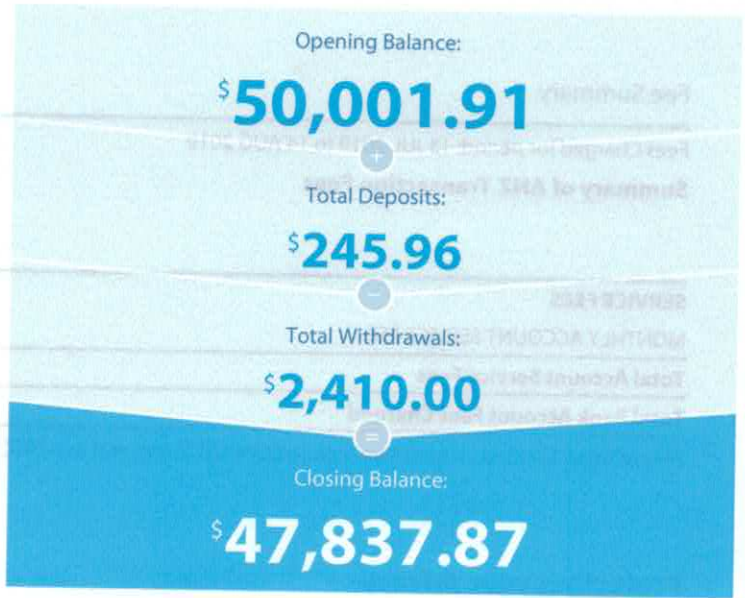
014-739

Account Number

2082-85519

Account Descriptor

BUSINESS ACCOUNT



NEED TO GET IN TOUCH?



ANZ Internet Banking
anz.com

OR



Enquiries: 13 13 14
Lost/Stolen Cards: 1800 033 844

RTBSP041A040814_MU19_002



208285519_03637 E-875 S-1946 1-3891

BUSINESS ADVANTAGE STATEMENT

Account Number 2082-85519

Transaction Details

Please retain this statement for taxation purposes

Date	Transaction Details	Withdrawals (\$)	Deposits (\$)	Balance (\$)
2019				
12 JUL	OPENING BALANCE			50,001.91
16 JUL	DIVIDEND FROM USD DST JUN 001230502052		245.96	50,247.87
01 AUG	ANZ INTERNET BANKING PAYMENT 785954 TO JENNIFER KNIGHT RENISON	2,400.00		47,847.87
14 AUG	ACCOUNT SERVICING FEE	10.00		47,837.87
	TOTALS AT END OF PAGE	\$2,410.00	\$245.96	
	TOTALS AT END OF PERIOD	\$2,410.00	\$245.96	\$47,837.87

This Statement Includes

ANZ bank charges	\$10.00
------------------	---------

Fee Summary

Fees Charged for period: 13 JUL 2019 to 14 AUG 2019

Summary of ANZ Transaction Fees

	Transactions		Fee Per Transaction (\$)	Total Charge (\$)
	Total	Free Additional		
SERVICE FEES				10.00
MONTHLY ACCOUNT SERVICE FEE				
Total Account Service Fees				\$10.00
Total Bank Account Fees Charged				\$10.00

Please note: Overseas transaction fees, overseas ATM fees and non ANZ ATM operator fees not included

Protecting your privacy

Protecting your privacy is crucial to the way we do business. That's why we've simplified our Privacy Policy to better explain how we manage and protect your personal information, particularly when providing a product or service to you.

Watch our short video and read our updated Privacy Policy at www.anz.com.au/privacy.



BUSINESS ADVANTAGE STATEMENT

STATEMENT NUMBER 78

14 AUGUST 2019 TO 13 SEPTEMBER 2019

Date	Transaction Details	Debit	Credit	Balance
14 AUG 2019	OPENING BALANCE			\$47,837.87
12 AUG 2019	DEBITURBANK INTEREST			
12 AUG 2019	FROM MY DIRECTOR BURLEIGH HEADS			
12 AUG 2019	DEBITURBANK INTEREST			
10 AUG 2019	FROM MY DIRECTOR BURLEIGH HEADS			
10 AUG 2019	DIVIDEND			
10 AUG 2019	FROM APTOY OUTSTANDING			
10 AUG 2019	DIVIDEND			
10 AUG 2019	TO BENTLEY KNIGHT RENISON			
03 SEP 2019	ANZ INTERNET BANKING PAYMENT \$2028			
03 SEP 2019	EXPIRE DATE OF SEP 2019			
13 SEP 2019	DIVIDEND			
13 SEP 2019	FROM SPARK PHARMACEUTICALS			
13 SEP 2019	ACCOUNT SERVICES FEE			
	TOTALS AT END OF PAGE			\$50,606.21

THE DIRECTORS
RENISON SUPER FUND P/L
111 GEORGE ST W
BURLEIGH HEADS QLD 4220

WELCOME TO YOUR ANZ ACCOUNT AT A GLANCE

Account Details

RENISON SUPER FUND P/L ACN 161 867 581

ATF MJ & JK RENISON SUPER FUND

Branch Number (BSB)

014-739

Account Number

2082-85519

Account Descriptor

BUSINESS ACCOUNT

Opening Balance:

\$47,837.87

Total Deposits:

\$5,178.34

Total Withdrawals:

\$2,410.00

Closing Balance:

\$50,606.21

NEED TO GET IN TOUCH?



ANZ Internet Banking
anz.com

OR



Enquiries: 13 13 14
Lost/Stolen Cards: 1800 033 844

BUSINESS ADVANTAGE STATEMENT

Account Number 2082-85519

Transaction Details

Please retain this statement for taxation purposes

Date	Transaction Details	Withdrawals (\$)	Deposits (\$)	Balance (\$)
2019				47,837.87
14 AUG	OPENING BALANCE			
15 AUG	DEBENTURE/NOTE INTEREST FROM SYD DISTRIBUTION AUG19/00862407		1,590.62	49,428.49
15 AUG	DEBENTURE/NOTE INTEREST FROM SYD DISTRIBUTION AUG19/00862451		2,217.73	51,646.22
30 AUG	DIVIDEND FROM AQR DST 001230809648		407.54	52,053.76
30 AUG	DIVIDEND FROM SCP DST 001230793836		595.85	52,649.61
02 SEP	ANZ INTERNET BANKING PAYMENT 558285 TO JENNIFER KNIGHT RENISON EFFECTIVE DATE 01 SEP 2019	2,400.00		50,249.61
13 SEP	DIVIDEND FROM SPARK INFRASTRUC S00042583367		366.60	50,616.21
13 SEP	ACCOUNT SERVICING FEE	10.00		50,606.21
	TOTALS AT END OF PAGE	\$2,410.00	\$5,178.34	
	TOTALS AT END OF PERIOD	\$2,410.00	\$5,178.34	\$50,606.21

This Statement Includes

ANZ bank charges	\$10.00
------------------	---------

Fee Summary

Fees Charged for period: 15 AUG 2019 to 13 SEP 2019

Summary of ANZ Transaction Fees

	Transactions		Fee Per Transaction (\$)	Total Charge (\$)
	Total	Free Additional		
SERVICE FEES				
MONTHLY ACCOUNT SERVICE FEE				10.00
Total Account Service Fees				\$10.00
Total Bank Account Fees Charged				\$10.00

Please note: Overseas transaction fees, overseas ATM fees and non ANZ ATM operator fees not included



BUSINESS ADVANTAGE STATEMENT

STATEMENT NUMBER 79
13 SEPTEMBER 2019 TO 14 OCTOBER 2019

Date	Transaction Details	Withdrawal (W)	Deposit (D)	Balance (B)
2019				20,808.33
13 SEP	OPENING BALANCE			20,808.33
19 SEP	DIVIDEND FROM RICH TINTO LTD WOODSIDE		1,348.87	22,157.20
19 SEP	DIVIDEND FROM RICH TINTO LTD WOODSIDE		1,348.87	23,506.07
19 SEP	ANZ INTERNET BANKING BRAY MACQUARIE GROUP LTD (252589)	12,000.00		11,506.07
30 SEP	DIVIDEND		851.20	12,357.27
30 SEP	DIVIDEND FROM WOODSIDE INTERNATIONAL		1,348.87	13,706.14
30 SEP	DIVIDEND FROM WOODSIDE INTERNATIONAL		1,348.87	15,055.01
30 SEP	DIVIDEND FROM WOODSIDE INTERNATIONAL		1,348.87	16,403.88
30 SEP	DIVIDEND FROM AGU TIL DIV 00123		72.74	16,476.62
30 SEP	DIVIDEND			16,476.62

041/533

THE DIRECTORS
RENISON SUPER FUND P/L
111 GEORGE ST W
BURLEIGH HEADS QLD 4220

WELCOME TO YOUR ANZ ACCOUNT AT A GLANCE

Account Details
RENISON SUPER FUND P/L ACN 161 867 581
ATF MJ & JK RENISON SUPER FUND

Branch Number (BSB)
014-739

Account Number
2082-85519

Account Descriptor
BUSINESS ACCOUNT

Opening Balance:

\$50,606.21

Total Deposits:

\$34,457.65

Total Withdrawals:

\$22,877.34

Closing Balance:

\$62,186.52

30 SEP	DIVIDEND FROM CBA FHL DIV 00123		181.20	62,367.72
30 SEP	DIVIDEND FROM ORIGIN ENERGY 20001282383		733.60	63,101.32
30 SEP	DIVIDEND FROM ORIGIN ENERGY 20001284481		333.00	63,434.32
30 SEP	DIVIDEND FROM ORIGIN ENERGY 20001289888		20.00	63,454.32
30 SEP	DIVIDEND FROM ORIGIN ENERGY LTD 981210811709			63,454.32
30 SEP	DIVIDEND			63,454.32

NEED TO GET IN TOUCH?

ANZ Internet Banking anz.com OR Enquiries: 13 13 14
Lost/Stolen Cards: 1800 033 844

Zoom:SP904A041813_MU19_002



208285519_092776 E-533 S-1216 I-2431

XPICAP0021-1910150425

BUSINESS ADVANTAGE STATEMENT

Account Number 2082-85519

Transaction Details

Please retain this statement for taxation purposes

Date	Transaction Details	Withdrawals (\$)	Deposits (\$)	Balance (\$)
2019				
13 SEP	OPENING BALANCE			50,606.21
19 SEP	DIVIDEND FROM RIO TINTO LTD INT19/00163512		1,676.32	52,282.53
19 SEP	DIVIDEND FROM RIO TINTO LTD INT19/00163442		2,408.36	54,690.89
19 SEP	ANZ INTERNET BANKING BPAY MACQUARIE GROUP LT (326259)	15,000.00		39,690.89
20 SEP	DIVIDEND FROM AGL FNL DIV 001233347634		851.20	40,542.09
20 SEP	DIVIDEND FROM WOODSIDE INT19/00608685		1,345.87	41,887.96
20 SEP	DIVIDEND FROM WOODSIDE INT19/00608799		1,792.55	43,680.51
20 SEP	DIVIDEND FROM AGL FNL DIV 001233347633		2,525.44	46,205.95
25 SEP	DIVIDEND FROM WOR DIVIDEND FIN19/00813799		75.75	46,281.70
25 SEP	DIVIDEND FROM ASX FNL DIV 001234240193		547.66	46,829.36
25 SEP	DIVIDEND FROM BHP GROUP DIV AF380/01130872		1,268.92	48,098.28
25 SEP	DIVIDEND FROM BHP GROUP DIV AF380/01130664		4,062.59	52,160.87
26 SEP	DIVIDEND FROM MEDIBANK DIV REC19/00991605		200.88	52,361.75
26 SEP	DIVIDEND FROM TLS FNL DIV 001233089932		240.00	52,601.75
26 SEP	DIVIDEND FROM COLES GROUP LTD FIN19/01183638		370.62	52,972.37
26 SEP	DIVIDEND FROM CBA FNL DIV 001231373094		462.00	53,434.37
26 SEP	DIVIDEND FROM SANTOS LIMITED S00042583367		1,021.63	54,456.00
26 SEP	DIVIDEND FROM TLS FNL DIV 001233089931		3,185.20	57,641.20
26 SEP	DIVIDEND FROM CBA FNL DIV 001231373093		3,836.91	61,478.11
27 SEP	DIVIDEND FROM ORIGIN ENERGY S00042583367		187.50	61,665.61
27 SEP	DIVIDEND FROM ORIGIN ENERGY S00042564451		333.60	61,999.21
27 SEP	DIVIDEND FROM ORIGIN ENERGY S00042568996		355.05	62,354.26
30 SEP	DIVIDEND FROM BEACH ENERGY LTD SEP19/00813709		50.00	62,404.26
30 SEP	DIVIDEND FROM WOW FNL DIV 001233871996		1,040.25	63,444.51
	TOTALS AT END OF PAGE	\$15,000.00	\$27,838.30	

208285519_032716 E-533 S-1218 1-2432

BUSINESS ADVANTAGE STATEMENT

Account Number 2082-85519

Date	Transaction Details	Withdrawals (\$)	Deposits (\$)	Balance (\$)
30 SEP	DIVIDEND FROM RURALCO HOLDINGS SEP19/00804207		4,400.00	67,844.51
30 SEP	TRANSFER FROM RHCL DIVIDEND S00042583367		137.25	67,981.76
01 OCT	ANZ INTERNET BANKING PAYMENT 465701 TO JENNIFER KNIGHT RENISON	2,400.00		65,581.76
03 OCT	DIVIDEND FROM CLEANAWAY DIV OCT19/00806620		95.00	65,676.76
03 OCT	DIVIDEND FROM CGC ITM DIV 001234459181		99.75	65,776.51
04 OCT	DIVIDEND FROM QBE DIVIDEND 19FPA/00855164		162.50	65,939.01
04 OCT	DIVIDEND FROM QBE DIVIDEND 19FPA/00855092		497.75	66,436.76
09 OCT	DIVIDEND FROM WESFARMERS LTD FIN19/01065506		407.16	66,843.92
10 OCT	DIVIDEND FROM SOUTH32 DIVIDEND AF006/01023588		256.57	67,100.49
10 OCT	DIVIDEND FROM SOUTH32 DIVIDEND AF006/01023678		312.64	67,413.13
10 OCT	ANZ INTERNET BANKING PAYMENT 227723 TO JENNIFER KNIGHT RENISON	5,467.34		61,945.79
11 OCT	DIVIDEND FROM FLT CENTRE LTD FLTD1/00815300		98.00	62,043.79
11 OCT	DIVIDEND FROM CSL LTD DIVIDEND 19AUD/00897865		152.73	62,196.52
14 OCT	ACCOUNT SERVICING FEE	10.00		62,186.52
TOTALS AT END OF PAGE		\$7,877.34	\$6,619.35	
TOTALS AT END OF PERIOD		\$22,877.34	\$34,457.65	\$62,186.52

This Statement Includes

ANZ bank charges	\$10.00
------------------	---------

Fee Summary

Fees Charged for period: 14 SEP 2019 to 14 OCT 2019

Summary of ANZ Transaction Fees

	Transactions	Fee Per	Total
	Total	Transaction	Charge
	Free	(\$)	(\$)
SERVICE FEES			
MONTHLY ACCOUNT SERVICE FEE			10.00
Total Account Service Fees			\$10.00
Total Bank Account Fees Charged			\$10.00

Please note: Overseas transaction fees, overseas ATM fees and non ANZ ATM operator fees not included



208285519 03276 FAS3 S-1217 1-2433

XPRICAP0021-19101504253

Protecting your privacy

Protecting your privacy is crucial to the way we do business. That's why we've simplified our Privacy Policy to better explain how we manage and protect your personal information, particularly when providing a product or service to you.

Watch our short video and read our updated Privacy Policy at www.anz.com.au/privacy.

New Profile menu in ANZ Internet Banking

The new Profile menu in ANZ Internet Banking lets you securely manage your contact information and security details. You can find the new menu in the top right corner of ANZ Internet Banking.

Keep your contact information up to date, as these details may be used for security purposes (e.g. to verify transactions), or send you account information.

You can also choose which 'Offers & Promotions' you receive and how. You can select as many as you like and make changes any time.

Visit www.anz.com.au to explore your Profile today.

IMPORTANT INFORMATION

PLEASE CHECK THE ENTRIES AND CALL 13 13 14 REGARDING ANY ERRORS ON THIS STATEMENT.

All entries generated are subject to authorisation and verification and if necessary, adjustments will appear on a later statement.

If you have a complaint or unresolved issue with ANZ's product or service please call our National Feedback Line **1800 805 154** and advise us. Further information in relation to ANZ's dispute resolution process and this product (including details of benefits or fees and charges) is available on request and you can access this information by reviewing the Terms and Conditions, and Fees and Charges brochures which can be found at www.anz.com or by calling **13 13 14**.



BUSINESS ADVANTAGE STATEMENT

STATEMENT NUMBER 80

14 OCTOBER 2019 TO 14 NOVEMBER 2019

Date	Description	Debit (\$)	Credit (\$)	Balance (\$)
14 OCT	OPENING BALANCE			62,186.52
15 OCT	DIVIDEND FROM NEWS CORPORATION (EXTRACT 1882)		443.20	62,629.72
22 OCT	DIVIDEND FROM VAW GLOBAL LTD (200838841)		443.20	63,072.92
27 OCT	TRANSFER FROM NET PAYMENT 0012 (251841)		443.20	63,516.12
01 NOV	ANT INTERNET BANKING PAYMENT 0010 TO BANK OF MONTREAL (100000)	443.20		63,072.92
08 NOV	DIVIDEND FROM THE REPLENISHMENT FUND (2018)		443.20	63,516.12
11 NOV	DIVIDEND FROM THE REPLENISHMENT FUND (2018)		443.20	63,959.32
11 NOV	ACCOUNT SERVING FEE	100.00		63,859.32
TOTALS AT END OF PAGE				60,219.72

WELCOME TO YOUR ANZ ACCOUNT AT A GLANCE

Account Details

RENISON SUPER FUND P/L ACN 161 867 581
ATF MJ & JK RENISON SUPER FUND

Branch Number (BSB)

014-739

Account Number

2082-85519

Account Descriptor

BUSINESS ACCOUNT

Opening Balance:

\$62,186.52

Total Deposits:

\$443.20

Total Withdrawals:

\$2,410.00

Closing Balance:

\$60,219.72

NEED TO GET IN TOUCH?



ANZ Internet Banking
anz.com

OR



Enquiries: 13 13 14
Lost/Stolen Cards: 1800 033 844

BUSINESS ADVANTAGE STATEMENT

Account Number 2082-85519

Transaction Details

Please retain this statement for taxation purposes

Date	Transaction Details	Withdrawals (\$)	Deposits (\$)	Balance (\$)
2019				
14 OCT	OPENING BALANCE			62,186.52
16 OCT	DIVIDEND FROM NEWS CORPORATION OCT19/00811882		16.20	62,202.72
25 OCT	DIVIDEND FROM WAM GLOBAL LTD S00042564451		182.00	62,384.72
25 OCT	TRANSFER FROM NST PAYMENT 001235316452		45.00	62,429.72
01 NOV	ANZ INTERNET BANKING PAYMENT 609210 TO JENNIFER KNIGHT RENISON	2,400.00		60,029.72
06 NOV	DEPOSIT <i>? TWE Div.</i>		100.00	60,129.72
11 NOV	DIVIDEND FROM TWE REPLACEMENT FIN19/99999454		100.00	60,229.72
14 NOV	ACCOUNT SERVICING FEE	10.00		60,219.72
	TOTALS AT END OF PAGE	\$2,410.00	\$443.20	
	TOTALS AT END OF PERIOD	\$2,410.00	\$443.20	\$60,219.72

This Statement Includes

ANZ bank charges	\$10.00
------------------	---------

Fee Summary

Fees Charged for period: 15 OCT 2019 to 14 NOV 2019

Summary of ANZ Transaction Fees

	Transactions		Fee Per Transaction (\$)	Total Charge (\$)
	Total	Free Additional		
SERVICE FEES				
MONTHLY ACCOUNT SERVICE FEE				10.00
Total Account Service Fees				\$10.00
Total Bank Account Fees Charged				\$10.00

Please note: Overseas transaction fees, overseas ATM fees and non ANZ ATM operator fees not included



BUSINESS ADVANTAGE STATEMENT

STATEMENT NUMBER 81

14 NOVEMBER 2019 TO 13 DECEMBER 2019

Date	Transaction Details	Withdrawals (\$)	Deposits (\$)	Balance (\$)
14 NOV	OPENING BALANCE			60,219.72
13 NOV	DIVIDEND FROM ANZ DGT 04/11/2019		2,000.00	62,219.72
13 NOV	ANZ INTERNET BANKING PAYMENT 847528 TO JENNIFER KNIGHT RENISON EFFECTIVE DATE 13 NOV 2019	2,000.00		60,219.72
13 NOV	DIVIDEND FROM THE DIVIDEND NOV/NOV2019		2,000.00	62,219.72
13 NOV	TRANSFER FROM THE DIVIDEND NOV/NOV2019		2,000.00	64,219.72
03 DEC	ANZ INTERNET BANKING PAYMENT 623241 TO JENNIFER KNIGHT RENISON EFFECTIVE DATE 01 DEC 2019	2,000.00		62,219.72
04 DEC	ANZ INTERNET BANKING FUND TRF TRANSFER 28004 TO 214739		2,000.00	60,219.72
09 DEC	TRANSFER FROM SOL DIVIDEND 84806 (1307)		1,000.00	61,219.72

THE DIRECTORS
RENISON SUPER FUND P/L
111 GEORGE ST W
BURLEIGH HEADS QLD 4220

WELCOME TO YOUR ANZ ACCOUNT AT A GLANCE

Account Details

RENISON SUPER FUND P/L ACN 161 867 581
ATF MJ & JK RENISON SUPER FUND

Branch Number (BSB)

014-739

Account Number

2082-85519

Account Descriptor

BUSINESS ACCOUNT

Opening Balance: **\$60,219.72**

Total Deposits: **\$6,312.50**

Total Withdrawals: **\$59,410.00**

Closing Balance: **\$7,122.22**

Summary of ANZ Transaction Fees

Transaction	Total Fee Additional	Fee Per Transaction	Charge (\$)
Total			10.00
MONTHLY ACCOUNT SERVICE FEE			10.00
Total Account Service Fee			10.00
Total Bank Account Fees Charged			10.00

Please note: Overseas transaction fees, overseas ATM fees and non ANZ MTA SHA MTA fees and non ANZ MTA operator fees not included.

NEED TO GET IN TOUCH?

ANZ Internet Banking
anz.com

OR

Enquiries: 13 13 14
Lost/Stolen Cards: 1800 033 844

BUSINESS ADVANTAGE STATEMENT

Account Number 2082-85519

Transaction Details

Please retain this statement for taxation purposes

Date	Transaction Details	Withdrawals (\$)	Deposits (\$)	Balance (\$)
2019				
14 NOV	OPENING BALANCE			60,219.72
15 NOV	DIVIDEND FROM AQR DST 001235398408		425.10	60,644.82
18 NOV	ANZ INTERNET BANKING PAYMENT 567526 TO JENNIFER KNIGHT RENISON EFFECTIVE DATE 17 NOV 2019	5,000.00		55,644.82
19 NOV	DIVIDEND FROM TPM DIVIDEND NOV19/00812257		34.30	55,679.12
28 NOV	TRANSFER FROM COSTA GROUP HOLD 001236088231		213.90	55,893.02
02 DEC	ANZ INTERNET BANKING PAYMENT 622341 TO JENNIFER KNIGHT RENISON EFFECTIVE DATE 01 DEC 2019	2,400.00		53,493.02
04 DEC	ANZ INTERNET BANKING FUNDS TFER TRANSFER 580664 TO 014739208285762	52,000.00 - <i>Safe SAVER</i>		1,493.02
09 DEC	TRANSFER FROM SOL DIVIDEND 88800611597		106.42	1,599.44
12 DEC	DIVIDEND FROM NAB FINAL DIV DV202/00590055		1,317.21	2,916.65
12 DEC	DIVIDEND FROM NAB FINAL DIV DV202/00589576		4,215.57	7,132.22
13 DEC	ACCOUNT SERVICING FEE	10.00		7,122.22
TOTALS AT END OF PAGE		\$59,410.00	\$6,312.50	
TOTALS AT END OF PERIOD		\$59,410.00	\$6,312.50	\$7,122.22

This Statement Includes

ANZ bank charges	\$10.00
------------------	---------

Fee Summary

Fees Charged for period: 15 NOV 2019 to 13 DEC 2019

Summary of ANZ Transaction Fees

	Transactions		Fee Per Transaction (\$)	Total Charge (\$)
	Total	Free Additional		
SERVICE FEES				
MONTHLY ACCOUNT SERVICE FEE			10.00	10.00
Total Account Service Fees				\$10.00
Total Bank Account Fees Charged				\$10.00

Please note: Overseas transaction fees, overseas ATM fees and non ANZ ATM operator fees not included



BUSINESS ADVANTAGE STATEMENT

STATEMENT NUMBER 82

13 DECEMBER 2019 TO 14 JANUARY 2020

Transaction Details table with columns: Date, Transaction Details, Amount. Includes entries for Opening Balance, Dividend, and various transfers.

THE DIRECTORS
RENISON SUPER FUND P/L
111 GEORGE ST W
BURLEIGH HEADS QLD 4220



WELCOME TO YOUR ANZ ACCOUNT AT A GLANCE

Account Details

RENISON SUPER FUND P/L ACN 161 867 581
ATF MJ & JK RENISON SUPER FUND

Branch Number (BSB)

014-739

Account Number

2082-85519

Account Descriptor

BUSINESS ACCOUNT

Summary box showing: Opening Balance: \$7,122.22; Total Deposits: \$140,041.61; Total Withdrawals: \$141,072.00; Closing Balance: \$6,091.83

JRSP904A039414_MU20_002



208285519_02113 E-921 S-2123 I-4245

NEED TO GET IN TOUCH?

ANZ Internet Banking
anz.com

OR

Enquiries: 13 13 14
Lost/Stolen Cards: 1800 033 844

XPRCAP0021-2001150346

BUSINESS ADVANTAGE STATEMENT

Account Number 2082-85519

Transaction Details

Please retain this statement for taxation purposes

Date	Transaction Details	Withdrawals (\$)	Deposits (\$)	Balance (\$)
2019				
13 DEC	OPENING BALANCE			7,122.22
18 DEC	DIVIDEND FROM ANZ DIVIDEND A068/00668811		800.00	7,922.22
18 DEC	DIVIDEND FROM MQG DIVIDEND S00042568996		945.00	8,867.22
18 DEC	DIVIDEND FROM MQG DIVIDEND S00042583367		1,429.00	10,296.22
18 DEC	DIVIDEND FROM ANZ DIVIDEND A068/00668992		1,952.00	12,248.22
18 DEC	DIVIDEND FROM ANZ DIVIDEND A068/00668522		3,411.20	15,659.42
20 DEC	DIVIDEND FROM WBC DIVIDEND 001235951103		417.60	16,077.02
20 DEC	DIVIDEND FROM WBC DIVIDEND 001235951102		2,587.20	18,664.22
20 DEC	DIVIDEND FROM WBC DIVIDEND 001235951101		5,730.40	24,394.62
23 DEC	DIVIDEND FROM RMD REPLACEMENT FEB19/99999320		14.59	24,409.21
24 DEC	ANZ INTERNET BANKING FUNDS TFER TRANSFER 120249 TO 014739208285762 <i>SUPER SAVER</i>	21,000.00		3,409.21
30 DEC	ANZ INTERNET BANKING FUNDS TFER TRANSFER 845760 FROM 208285762 EFFECTIVE DATE 28 DEC 2019		2,400.00	5,809.21
2020				
02 JAN	ANZ INTERNET BANKING PAYMENT 570256 TO JENNIFER KNIGHT RENISON EFFECTIVE DATE 01 JAN 2020	2,400.00		3,409.21
09 JAN	ANZ INTERNET BANKING FUNDS TFER TRANSFER 723998 FROM 208285762		2,400.00	5,809.21
09 JAN	ANZ INTERNET BANKING PAYMENT 722271 TO PROPLUS SUPER	2,662.00		3,147.21
10 JAN	TRANSFER FROM ATO ATO001000012240920		117,604.62	120,751.83
10 JAN	TRANSFER FROM PPT PAYMENT 001236746482		350.00	121,101.83
14 JAN	ANZ INTERNET BANKING FUNDS TFER TRANSFER 266812 TO 014739208285762 <i>SUPER SAVER</i>	115,000.00		6,101.83
14 JAN	ACCOUNT SERVICING FEE	10.00		6,091.83
	TOTALS AT END OF PAGE	\$141,072.00	\$140,041.61	
	TOTALS AT END OF PERIOD	\$141,072.00	\$140,041.61	\$6,091.83

This Statement Includes

ANZ bank charges	\$10.00
------------------	---------

BUSINESS ADVANTAGE STATEMENT

Account Number 2082-85519

Fee Summary

Fees Charged for period: 14 DEC 2019 to 14 JAN 2020

Summary of ANZ Transaction Fees

	Transactions		Fee Per Transaction (\$)	Total Charge (\$)
	Total	Free Additional		
SERVICE FEES				
MONTHLY ACCOUNT SERVICE FEE				10.00
Total Account Service Fees				\$10.00
Total Bank Account Fees Charged				\$10.00

Please note: Overseas transaction fees, overseas ATM fees and non ANZ ATM operator fees not included

New Profile menu in ANZ Internet Banking

The new Profile menu in ANZ Internet Banking lets you securely manage your contact information and security details. You can find the new menu in the top right corner of ANZ Internet Banking.

Keep your contact information up to date, as these details may be used for security purposes (e.g. to verify transactions), or send you account information.

You can also choose which 'Offers & Promotions' you receive and how. You can select as many as you like and make changes any time.


Visit www.anz.com.au to explore your Profile today.

IMPORTANT INFORMATION

PLEASE CHECK THE ENTRIES AND CALL 13 13 14 REGARDING ANY ERRORS ON THIS STATEMENT.

All entries generated are subject to authorisation and verification and if necessary, adjustments will appear on a later statement.

If you have a complaint or unresolved issue with ANZ's product or service please call our National Feedback Line **1800 805 154** and advise us. Further information in relation to ANZ's dispute resolution process and this product (including details of benefits or fees and charges) is available on request and you can access this information by reviewing the Terms and Conditions, and Fees and Charges brochures which can be found at www.anz.com or by calling **13 13 14**.



BUSINESS ADVANTAGE STATEMENT

Form ADV-100 (Rev. 12/2010)

Page 1 of 1

Investment Advisor Registration No. 123456789

Investment Advisor Registration No. 123456789

Total
Assets
(\$)

Assets
(\$)

Assets
(\$)

Assets
(\$)

Assets
(\$)

Assets
(\$)

IMPORTANT INFORMATION

PLEASE READ THE STATEMENT OF INVESTMENT PHILOSOPHY AND RISK FACTORS CAREFULLY AND CALL US IF YOU HAVE ANY QUESTIONS. THIS STATEMENT IS NOT A GUARANTEE OF PERFORMANCE AND DOES NOT REPRESENT ANY PROMISE OF A PARTICULAR INVESTMENT OUTCOME. THE INVESTMENT ADVISOR'S INVESTMENT PROCESS IS SUBJECT TO MARKET RISK AND OTHER FACTORS THAT MAY AFFECT THE VALUE OF AN INVESTMENT. INVESTMENT ADVISORS ARE NOT INSURED AGAINST INVESTMENT LOSS. INVESTMENT ADVISORS ARE NOT GUARANTEED TO MAKE ANY INVESTMENT DECISIONS ON BEHALF OF A CLIENT. INVESTMENT ADVISORS ARE NOT GUARANTEED TO MAKE ANY INVESTMENT DECISIONS ON BEHALF OF A CLIENT. INVESTMENT ADVISORS ARE NOT GUARANTEED TO MAKE ANY INVESTMENT DECISIONS ON BEHALF OF A CLIENT.





BUSINESS ADVANTAGE STATEMENT

STATEMENT NUMBER 83

14 JANUARY 2020 TO 14 FEBRUARY 2020

Table with columns: Date, Transaction Details, Debit (Withdrawals), Credit (Deposits), Balance. Includes transactions for 14 JAN, 15 JAN, 16 JAN, 17 JAN, 18 JAN, 19 JAN, 20 JAN, 21 JAN, 22 JAN, 23 JAN, 24 JAN, 25 JAN, 26 JAN, 27 JAN, 28 JAN, 29 JAN, 30 JAN, 31 JAN.



THE DIRECTORS
RENISON SUPER FUND P/L
111 GEORGE ST W
BURLEIGH HEADS QLD 4220

WELCOME TO YOUR ANZ ACCOUNT AT A GLANCE

Account Details
RENISON SUPER FUND P/L ACN 161 867 581
ATF MJ & JK RENISON SUPER FUND

Branch Number (BSB)
014-739

Account Number
2082-85519

Account Descriptor
BUSINESS ACCOUNT

Summary of account activity:

- Opening Balance: \$6,091.83
- Total Deposits: \$59,163.92
- Total Withdrawals: \$25,464.00
- Closing Balance: \$39,791.75

04685P904A050960_MU20_005



208285519_03684 E-1395 S-2979 I-5957

Summary table with columns: Fee For, Transaction, Total Fee, Additional Transaction, Charge. Includes rows for Monthly Service Fee, Total Account Fee, Total Bank Account Fee, Total Bank Account Fee.

NEED TO GET IN TOUCH?

ANZ Internet Banking
anz.com

OR

Enquiries: 13 13 14
Lost/Stolen Cards: 1800 033 844

XPRCAP0021-2002159522

BUSINESS ADVANTAGE STATEMENT

Account Number 2082-85519

Transaction Details

Please retain this statement for taxation purposes

Date	Transaction Details	Withdrawals (\$)	Deposits (\$)	Balance (\$)
2020				
14 JAN	OPENING BALANCE			6,091.83
16 JAN	ANZ INTERNET BANKING PAYMENT 728028 TO JENNIFER KNIGHT RENISON	3,000.00		3,091.83
17 JAN	ANZ INTERNET BANKING BPAY ASIC (748454)	54.00		3,037.83
28 JAN	ANZ INTERNET BANKING FUNDS TFER TRANSFER 153447 FROM 208285762		2,400.00	5,437.83
29 JAN	DIVIDEND FROM SCP DST 001236915798		599.85	6,037.68
29 JAN	ANZ INTERNET BANKING FUNDS TFER TRANSFER 197469 FROM 208285762		50,000.00	56,037.68
29 JAN	ANZ INTERNET BANKING PAYMENT 199295 TO RENISONSUPERFUND PL	20,000.00		36,037.68
31 JAN	DIVIDEND FROM AQR DST 001236868273		588.60	36,626.28
03 FEB	ANZ INTERNET BANKING PAYMENT 933484 TO JENNIFER KNIGHT RENISON EFFECTIVE DATE 01 FEB 2020	2,400.00		34,226.28
10 FEB	TRANSFER FROM RENISON SUPER FU AAAC200408TMD60ZC		1,767.12	35,993.40
14 FEB	DEBENTURE/NOTE INTEREST FROM SYD DISTRIBUTION FEB20/00860778		1,590.61	37,584.01
14 FEB	DEBENTURE/NOTE INTEREST FROM SYD DISTRIBUTION FEB20/00860822		2,217.74	39,801.75
14 FEB	ACCOUNT SERVICING FEE	10.00		39,791.75
	TOTALS AT END OF PAGE	\$25,464.00	\$59,163.92	
	TOTALS AT END OF PERIOD	\$25,464.00	\$59,163.92	\$39,791.75

From DE BANK - TEST \$150,000

This Statement Includes

ANZ bank charges	\$10.00
------------------	---------

Fee Summary

Fees Charged for period: 15 JAN 2020 to 14 FEB 2020

Summary of ANZ Transaction Fees

	Transactions		Fee Per Transaction (\$)	Total Charge (\$)
	Total	Free Additional		
SERVICE FEES				
MONTHLY ACCOUNT SERVICE FEE			10.00	
Total Account Service Fees				\$10.00
Total Bank Account Fees Charged				\$10.00

Please note: Overseas transaction fees, overseas ATM fees and non ANZ ATM operator fees not included



BUSINESS ADVANTAGE STATEMENT

STATEMENT NUMBER 84
14 FEBRUARY 2020 TO 13 MARCH 2020

Date	Transaction Details	Withdrawals (\$)	Deposits (\$)	Balance (\$)
14 FEB	OPENING BALANCE			39,791.75
13 MAR	ACCOUNT REVERSING FEE	10.00		39,781.75
13 MAR	FROM SPARK INPATIENT ROOMS/BRANDY	2,410.00		37,371.75
03 MAR	ANS INTERNET BANKING PAYMENT 184.133 TO JENNIFER KNIGHT RENISON EFFECTIVE DATE 02 MAR 2020	2,400.00		34,971.75
28 FEB	TRANSFER 12585 FROM 3082503		2,766.60	37,738.35
28 FEB	ANS INTERNET BANKING FUNDS TRANS			37,738.35
TOTALS AT END OF PERIOD		23,410.00	23,766.60	38,094.95
TOTALS AT END OF PAGE		10.00		38,084.95

THE DIRECTORS
RENISON SUPER FUND P/L
111 GEORGE ST W
BURLEIGH HEADS QLD 4220

WELCOME TO YOUR ANZ ACCOUNT AT A GLANCE

Account Details
RENISON SUPER FUND P/L ACN 161 867 581
ATF MJ & JK RENISON SUPER FUND

Branch Number (BSB)
014-739

Account Number
2082-85519

Account Descriptor
BUSINESS ACCOUNT

The statement includes ANZ bank charges

Opening Balance: **\$39,791.75**

+ Total Deposits: **\$2,766.60**

- Total Withdrawals: **\$2,410.00**

Closing Balance: **\$40,148.35**

07ARRSP04A040817_MU20_005



The new Profile menu in ANZ Internet Banking lets you securely manage your contact information and security details. You can find the new menu in the top right corner of ANZ Internet Banking.

Keep your contact information up to date, as these details may be used for security purposes (eg. to verify transactions), or send you account information.

You can also choose which offers and promotions you want to receive and how. You can select as many as you like and make changes any time.

NEED TO GET IN TOUCH?

ANZ Internet Banking
anz.com

OR

Enquiries: 13 13 14
Lost/Stolen Cards: 1800 033 844

208285519_037111 E-1564 S-33668 1-6735

XPRICAR00021-2003-140420

BUSINESS ADVANTAGE STATEMENT

Account Number 2082-85519

Transaction Details

Please retain this statement for taxation purposes

Date	Transaction Details	Withdrawals (\$)	Deposits (\$)	Balance (\$)
2020				
14 FEB	OPENING BALANCE			39,791.75
28 FEB	ANZ INTERNET BANKING FUNDS TFER TRANSFER 150567 FROM 208285762		2,400.00	42,191.75
02 MAR	ANZ INTERNET BANKING PAYMENT 184793 TO JENNIFER KNIGHT RENISON EFFECTIVE DATE 01 MAR 2020	2,400.00		39,791.75
13 MAR	DIVIDEND FROM SPARK INFRASTRUC S00042583367		366.60	40,158.35
13 MAR	ACCOUNT SERVICING FEE	10.00		40,148.35
	TOTALS AT END OF PAGE	\$2,410.00	\$2,766.60	
	TOTALS AT END OF PERIOD	\$2,410.00	\$2,766.60	\$40,148.35

This Statement Includes

ANZ bank charges	\$10.00
------------------	---------

Fee Summary

Fees Charged for period: 15 FEB 2020 to 13 MAR 2020

Summary of ANZ Transaction Fees

	Transactions		Fee Per Transaction (\$)	Total Charge (\$)
	Total	Free Additional		
SERVICE FEES				
MONTHLY ACCOUNT SERVICE FEE				10.00
Total Account Service Fees				\$10.00
Total Bank Account Fees Charged				\$10.00

Please note: Overseas transaction fees, overseas ATM fees and non ANZ ATM operator fees not included

New Profile menu in ANZ Internet Banking

The new Profile menu in ANZ Internet Banking lets you securely manage your contact information and security details. You can find the new menu in the top right corner of ANZ Internet Banking.

Keep your contact information up to date, as these details may be used for security purposes (e.g. to verify transactions), or send you account information.

You can also choose which offers and promotions you want to receive and how. You can select as many as you like and make changes any time.

Visit www.anz.com.au to explore your Profile today.



BUSINESS ADVANTAGE STATEMENT

STATEMENT NUMBER 85

13 MARCH 2020 TO 14 APRIL 2020

Date	Description	Debit	Credit	Balance
13 MAR	OPENING BALANCE			40,148.35
13 MAR	DIVIDEND FROM WOODSIDE FIRST WOODSIDE		45,789.95	85,938.30
13 MAR	DIVIDEND FROM WOODSIDE FIRST WOODSIDE		45,048.74	130,987.04
13 MAR	ANZ INTEREST BANKING FUND		28,080.85	159,067.89
13 MAR	ANZ CARDS (CARD)	11,181.18		147,886.71
13 MAR	DIVIDEND FROM ANCOR PLC DIV MARCH 2020		28,988.86	176,875.57
13 MAR	DIVIDEND FROM THE GROUP DIV 1387/013333		51,758.80	228,634.37
13 MAR	DIVIDEND FROM THE GROUP DIV 1387/013333		39,457.49	268,091.86
13 MAR	DIVIDEND FROM WOR DIVIDEND INTD		30,483.00	298,574.86
13 MAR	DIVIDEND FROM WOODSIDE DIV MARCH 2020		31,155.15	329,729.99



THE DIRECTORS
 RENISON SUPER FUND P/L
 111 GEORGE ST W
 BURLEIGH HEADS QLD 4220

WELCOME TO YOUR ANZ ACCOUNT AT A GLANCE

Account Details
 RENISON SUPER FUND P/L ACN 161 867 581
 ATF MJ & JK RENISON SUPER FUND

Branch Number (BSB)
 014-739

Account Number
 2082-85519

Account Descriptor
 BUSINESS ACCOUNT

Opening Balance:

\$40,148.35

Total Deposits:

\$32,497.61

Total Withdrawals:

\$71,410.00

Closing Balance:

\$1,235.96

31 MAR	DIVIDEND FROM CBA LIM DIV 0013760250		44,080.44	44,080.44
31 MAR	DIVIDEND FROM CBA LIM DIV 0013760250		44,080.44	88,160.88
31 MAR	DIVIDEND FROM WEL NUMERS LTD INTD 0102978		40,738.83	128,900.00
31 MAR	DIVIDEND FROM BRACH ENERGY LTD MARCH 2020		40,738.83	169,638.83
31 MAR	DIVIDEND FROM BRACH ENERGY LTD MARCH 2020		40,738.83	210,377.66
31 MAR	DIVIDEND FROM BRACH ENERGY LTD MARCH 2020		40,738.83	251,116.49
31 MAR	DIVIDEND FROM BRACH ENERGY LTD MARCH 2020		40,738.83	291,855.32
31 MAR	DIVIDEND FROM BRACH ENERGY LTD MARCH 2020		40,738.83	332,594.15
31 MAR	DIVIDEND FROM BRACH ENERGY LTD MARCH 2020		40,738.83	373,332.98
31 MAR	DIVIDEND FROM BRACH ENERGY LTD MARCH 2020		40,738.83	414,071.81
31 MAR	DIVIDEND FROM BRACH ENERGY LTD MARCH 2020		40,738.83	454,810.64
31 MAR	DIVIDEND FROM BRACH ENERGY LTD MARCH 2020		40,738.83	495,549.47
31 MAR	DIVIDEND FROM BRACH ENERGY LTD MARCH 2020		40,738.83	536,288.30
31 MAR	DIVIDEND FROM BRACH ENERGY LTD MARCH 2020		40,738.83	577,027.13
31 MAR	DIVIDEND FROM BRACH ENERGY LTD MARCH 2020		40,738.83	617,765.96
31 MAR	DIVIDEND FROM BRACH ENERGY LTD MARCH 2020		40,738.83	658,504.79
31 MAR	DIVIDEND FROM BRACH ENERGY LTD MARCH 2020		40,738.83	699,243.62
31 MAR	DIVIDEND FROM BRACH ENERGY LTD MARCH 2020		40,738.83	739,982.45
31 MAR	DIVIDEND FROM BRACH ENERGY LTD MARCH 2020		40,738.83	780,721.28
31 MAR	DIVIDEND FROM BRACH ENERGY LTD MARCH 2020		40,738.83	821,460.11
31 MAR	DIVIDEND FROM BRACH ENERGY LTD MARCH 2020		40,738.83	862,198.94
31 MAR	DIVIDEND FROM BRACH ENERGY LTD MARCH 2020		40,738.83	902,937.77
31 MAR	DIVIDEND FROM BRACH ENERGY LTD MARCH 2020		40,738.83	943,676.60
31 MAR	DIVIDEND FROM BRACH ENERGY LTD MARCH 2020		40,738.83	984,415.43
31 MAR	DIVIDEND FROM BRACH ENERGY LTD MARCH 2020		40,738.83	1,025,154.26
31 MAR	DIVIDEND FROM BRACH ENERGY LTD MARCH 2020		40,738.83	1,065,893.09
31 MAR	DIVIDEND FROM BRACH ENERGY LTD MARCH 2020		40,738.83	1,106,631.92
31 MAR	DIVIDEND FROM BRACH ENERGY LTD MARCH 2020		40,738.83	1,147,370.75
31 MAR	DIVIDEND FROM BRACH ENERGY LTD MARCH 2020		40,738.83	1,188,109.58
31 MAR	DIVIDEND FROM BRACH ENERGY LTD MARCH 2020		40,738.83	1,228,848.41
31 MAR	DIVIDEND FROM BRACH ENERGY LTD MARCH 2020		40,738.83	1,269,587.24
31 MAR	DIVIDEND FROM BRACH ENERGY LTD MARCH 2020		40,738.83	1,310,326.07
31 MAR	DIVIDEND FROM BRACH ENERGY LTD MARCH 2020		40,738.83	1,351,064.90
31 MAR	DIVIDEND FROM BRACH ENERGY LTD MARCH 2020		40,738.83	1,391,803.73
31 MAR	DIVIDEND FROM BRACH ENERGY LTD MARCH 2020		40,738.83	1,432,542.56
31 MAR	DIVIDEND FROM BRACH ENERGY LTD MARCH 2020		40,738.83	1,473,281.39
31 MAR	DIVIDEND FROM BRACH ENERGY LTD MARCH 2020		40,738.83	1,514,020.22
31 MAR	DIVIDEND FROM BRACH ENERGY LTD MARCH 2020		40,738.83	1,554,759.05
31 MAR	DIVIDEND FROM BRACH ENERGY LTD MARCH 2020		40,738.83	1,595,497.88
31 MAR	DIVIDEND FROM BRACH ENERGY LTD MARCH 2020		40,738.83	1,636,236.71
31 MAR	DIVIDEND FROM BRACH ENERGY LTD MARCH 2020		40,738.83	1,676,975.54
31 MAR	DIVIDEND FROM BRACH ENERGY LTD MARCH 2020		40,738.83	1,717,714.37
31 MAR	DIVIDEND FROM BRACH ENERGY LTD MARCH 2020		40,738.83	1,758,453.20
31 MAR	DIVIDEND FROM BRACH ENERGY LTD MARCH 2020		40,738.83	1,799,192.03
31 MAR	DIVIDEND FROM BRACH ENERGY LTD MARCH 2020		40,738.83	1,839,930.86
31 MAR	DIVIDEND FROM BRACH ENERGY LTD MARCH 2020		40,738.83	1,880,669.69
31 MAR	DIVIDEND FROM BRACH ENERGY LTD MARCH 2020		40,738.83	1,921,408.52
31 MAR	DIVIDEND FROM BRACH ENERGY LTD MARCH 2020		40,738.83	1,962,147.35
31 MAR	DIVIDEND FROM BRACH ENERGY LTD MARCH 2020		40,738.83	2,002,886.18
31 MAR	DIVIDEND FROM BRACH ENERGY LTD MARCH 2020		40,738.83	2,043,625.01
31 MAR	DIVIDEND FROM BRACH ENERGY LTD MARCH 2020		40,738.83	2,084,363.84
31 MAR	DIVIDEND FROM BRACH ENERGY LTD MARCH 2020		40,738.83	2,125,102.67
31 MAR	DIVIDEND FROM BRACH ENERGY LTD MARCH 2020		40,738.83	2,165,841.50
31 MAR	DIVIDEND FROM BRACH ENERGY LTD MARCH 2020		40,738.83	2,206,580.33
31 MAR	DIVIDEND FROM BRACH ENERGY LTD MARCH 2020		40,738.83	2,247,319.16
31 MAR	DIVIDEND FROM BRACH ENERGY LTD MARCH 2020		40,738.83	2,288,057.99
31 MAR	DIVIDEND FROM BRACH ENERGY LTD MARCH 2020		40,738.83	2,328,796.82
31 MAR	DIVIDEND FROM BRACH ENERGY LTD MARCH 2020		40,738.83	2,369,535.65
31 MAR	DIVIDEND FROM BRACH ENERGY LTD MARCH 2020		40,738.83	2,410,274.48
31 MAR	DIVIDEND FROM BRACH ENERGY LTD MARCH 2020		40,738.83	2,451,013.31
31 MAR	DIVIDEND FROM BRACH ENERGY LTD MARCH 2020		40,738.83	2,491,752.14
31 MAR	DIVIDEND FROM BRACH ENERGY LTD MARCH 2020		40,738.83	2,532,490.97
31 MAR	DIVIDEND FROM BRACH ENERGY LTD MARCH 2020		40,738.83	2,573,229.80
31 MAR	DIVIDEND FROM BRACH ENERGY LTD MARCH 2020		40,738.83	2,613,968.63
31 MAR	DIVIDEND FROM BRACH ENERGY LTD MARCH 2020		40,738.83	2,654,707.46
31 MAR	DIVIDEND FROM BRACH ENERGY LTD MARCH 2020		40,738.83	2,695,446.29
31 MAR	DIVIDEND FROM BRACH ENERGY LTD MARCH 2020		40,738.83	2,736,185.12
31 MAR	DIVIDEND FROM BRACH ENERGY LTD MARCH 2020		40,738.83	2,776,923.95
31 MAR	DIVIDEND FROM BRACH ENERGY LTD MARCH 2020		40,738.83	2,817,662.78
31 MAR	DIVIDEND FROM BRACH ENERGY LTD MARCH 2020		40,738.83	2,858,401.61
31 MAR	DIVIDEND FROM BRACH ENERGY LTD MARCH 2020		40,738.83	2,899,140.44
31 MAR	DIVIDEND FROM BRACH ENERGY LTD MARCH 2020		40,738.83	2,939,879.27
31 MAR	DIVIDEND FROM BRACH ENERGY LTD MARCH 2020		40,738.83	2,980,618.10
31 MAR	DIVIDEND FROM BRACH ENERGY LTD MARCH 2020		40,738.83	3,021,356.93
31 MAR	DIVIDEND FROM BRACH ENERGY LTD MARCH 2020		40,738.83	3,062,095.76
31 MAR	DIVIDEND FROM BRACH ENERGY LTD MARCH 2020		40,738.83	3,102,834.59
31 MAR	DIVIDEND FROM BRACH ENERGY LTD MARCH 2020		40,738.83	3,143,573.42
31 MAR	DIVIDEND FROM BRACH ENERGY LTD MARCH 2020		40,738.83	3,184,312.25
31 MAR	DIVIDEND FROM BRACH ENERGY LTD MARCH 2020		40,738.83	3,225,051.08
31 MAR	DIVIDEND FROM BRACH ENERGY LTD MARCH 2020		40,738.83	3,265,789.91
31 MAR	DIVIDEND FROM BRACH ENERGY LTD MARCH 2020		40,738.83	3,306,528.74
31 MAR	DIVIDEND FROM BRACH ENERGY LTD MARCH 2020		40,738.83	3,347,267.57
31 MAR	DIVIDEND FROM BRACH ENERGY LTD MARCH 2020		40,738.83	3,388,006.40
31 MAR	DIVIDEND FROM BRACH ENERGY LTD MARCH 2020		40,738.83	3,428,745.23
31 MAR	DIVIDEND FROM BRACH ENERGY LTD MARCH 2020		40,738.83	3,469,484.06
31 MAR	DIVIDEND FROM BRACH ENERGY LTD MARCH 2020		40,738.83	3,510,222.89
31 MAR	DIVIDEND FROM BRACH ENERGY LTD MARCH 2020		40,738.83	3,550,961.72
31 MAR	DIVIDEND FROM BRACH ENERGY LTD MARCH 2020		40,738.83	3,591,700.55
31 MAR	DIVIDEND FROM BRACH ENERGY LTD MARCH 2020		40,738.83	3,632,439.38
31 MAR	DIVIDEND FROM BRACH ENERGY LTD MARCH 2020		40,738.83	3,673,178.21
31 MAR	DIVIDEND FROM BRACH ENERGY LTD MARCH 2020		40,738.83	3,713,917.04
31 MAR	DIVIDEND FROM BRACH ENERGY LTD MARCH 2020		40,738.83	3,754,655.87
31 MAR	DIVIDEND FROM BRACH ENERGY LTD MARCH 2020		40,738.83	3,795,394.70
31 MAR	DIVIDEND FROM BRACH ENERGY LTD MARCH 2020		40,738.83	3,836,133.53
31 MAR	DIVIDEND FROM BRACH ENERGY LTD MARCH 2020		40,738.83	3,876,872.36
31 MAR	DIVIDEND FROM BRACH ENERGY LTD MARCH 2020		40,738.83	3,917,611.19
31 MAR	DIVIDEND FROM BRACH ENERGY LTD MARCH 2020		40,738.83	3,958,350.02
31 MAR	DIVIDEND FROM BRACH ENERGY LTD MARCH 2020		40,738.83	3,999,088.85
31 MAR	DIVIDEND FROM BRACH ENERGY LTD MARCH 2020		40,738.83	4,039,827.68
31 MAR	DIVIDEND FROM BRACH ENERGY LTD MARCH 2020		40,738.83	4,080,566.51
31 MAR	DIVIDEND FROM BRACH ENERGY LTD MARCH 2020		40,738.83	4,121,305.34
31 MAR	DIVIDEND FROM BRACH ENERGY LTD MARCH 2020		40,738.83	4,162,044.17
31 MAR	DIVIDEND FROM BRACH ENERGY LTD MARCH 2020		40,738.83	4,202,782.99
31 MAR	DIVIDEND FROM BRACH ENERGY LTD MARCH 2020		40,738.83	4,243,521.82
31 MAR	DIVIDEND FROM BRACH ENERGY LTD MARCH 2020		40,738.83	4,284,260.65
31 MAR	DIVIDEND FROM BRACH ENERGY LTD MARCH 2020		40,738.83	4,325,000.00

NEED TO GET IN TOUCH?

ANZ Internet Banking
anz.com

OR

Enquiries: 13 13 14
Lost/Stolen Cards: 1800 033 844

106RSP904A044357_MU20_002



208285519_06240 E-518 S-1176 I-2351

XPRCAPO021-2004150457

BUSINESS ADVANTAGE STATEMENT

Account Number 2082-85519

Transaction Details

Please retain this statement for taxation purposes

Date	Transaction Details	Withdrawals (\$)	Deposits (\$)	Balance (\$)
2020				
13 MAR	OPENING BALANCE			40,148.35
20 MAR	DIVIDEND FROM WOODSIDE FIN19/00609367		2,101.57	42,249.92
20 MAR	DIVIDEND FROM WOODSIDE FIN19/00609485		2,799.05	45,048.97
23 MAR	ANZ INTERNET BANKING BPAY NAB CARDS [265948]	20,000.00		25,048.97
24 MAR	DIVIDEND FROM AMCOR PLC DIV MAR20/00857786		111.15	25,160.12
24 MAR	DIVIDEND FROM BHP GROUP DIV AI381/01123322		1,109.34	26,269.46
24 MAR	DIVIDEND FROM BHP GROUP DIV AI381/01123116		3,551.69	29,821.15
25 MAR	DIVIDEND FROM WOR DIVIDEND INT20/00813793		126.25	29,947.40
26 MAR	DIVIDEND FROM MEDIBANK DIV MAR20/00986516		115.65	30,063.05
26 MAR	DIVIDEND FROM SANTOS LIMITED S00042583367		871.16	30,934.21
27 MAR	DIVIDEND FROM ORIGIN ENERGY S00042583367		187.50	31,121.71
27 MAR	DIVIDEND FROM TLS ITM DIV 001239291113		240.00	31,361.71
27 MAR	DIVIDEND FROM COLES GROUP LTD INT20/01151746		313.20	31,674.91
27 MAR	DIVIDEND FROM ORIGIN ENERGY S00042564451		333.60	32,008.51
27 MAR	DIVIDEND FROM ORIGIN ENERGY S00042568996		355.05	32,363.56
27 MAR	DIVIDEND FROM AGL ITM DIV 001239741438		1,854.62	34,218.18
27 MAR	DIVIDEND FROM TLS ITM DIV 001239291112		3,185.20	37,403.38
27 MAR	TRANSFER FROM RHCL DIVIDEND S00042583367		93.75	37,497.13
30 MAR	ANZ INTERNET BANKING FUNDS TFER TRANSFER 284269 FROM 208285762 EFFECTIVE DATE 28 MAR 2020		2,400.00	39,897.13
31 MAR	DIVIDEND FROM BEACH ENERGY LTD MAR20/00813695		50.00	39,947.13
31 MAR	DIVIDEND FROM WESFARMERS LTD INT20/01059348		391.50	40,338.63
31 MAR	DIVIDEND FROM CBA ITM DIV 001237692506		400.00	40,738.63
31 MAR	DIVIDEND FROM CBA ITM DIV 001237692507		3,322.00	44,060.63
01 APR	ANZ INTERNET BANKING PAYMENT 170993 TO JENNIFER KNIGHT RENISON	2,400.00		41,660.63
	TOTALS AT END OF PAGE	\$22,400.00	\$23,912.28	

BUSINESS ADVANTAGE STATEMENT

Account Number 2082-85519

Date	Transaction Details	Withdrawals (\$)	Deposits (\$)	Balance (\$)
02 APR	DIVIDEND FROM SOUTH32 DIVIDEND RAU20/01017177		209.20	41,869.83
02 APR	DIVIDEND FROM SOUTH32 DIVIDEND RAU20/01017262		372.08	42,241.91
03 APR	DIVIDEND FROM TREASURY WINES INT20/00849651		240.00	42,481.91
07 APR	ANZ INTERNET BANKING PAYMENT 464025 TO RENISONSUPERFUND PL	25,000.00		17,481.91
08 APR	DIVIDEND FROM CGC FNL DIV 001241076104		57.00	17,538.91
09 APR	DIVIDEND FROM CSL LTD DIVIDEND 20AUD/00996360		154.48	17,693.39
09 APR	DIVIDEND FROM QBE DIVIDEND FPA20/00849415		175.50	17,868.89
09 APR	DIVIDEND FROM QBE DIVIDEND FPA20/00849350		537.57	18,406.46
09 APR	DIVIDEND FROM WOW ITM DIV 001240633591		839.50	19,245.96
09 APR	ANZ INTERNET BANKING FUNDS TFER TRANSFER 731737 FROM 208285762		6,000.00	25,245.96
09 APR	ANZ INTERNET BANKING PAYMENT 731978 TO RENISONSUPERFUND PL	24,000.00		1,245.96
14 APR	ACCOUNT SERVICING FEE	10.00		1,235.96
TOTALS AT END OF PAGE		\$49,010.00	\$8,585.33	
TOTALS AT END OF PERIOD		\$71,410.00	\$32,497.61	\$1,235.96

This Statement Includes

ANZ bank charges	\$10.00
------------------	---------

Fee Summary

Fees Charged for period: 14 MAR 2020 to 14 APR 2020

Summary of ANZ Transaction Fees

	Transactions		Fee Per Transaction (\$)	Total Charge (\$)
	Total	Free Additional		
SERVICE FEES				
MONTHLY ACCOUNT SERVICE FEE				10.00
Total Account Service Fees				\$10.00
Total Bank Account Fees Charged				\$10.00

Please note: Overseas transaction fees, overseas ATM fees and non ANZ ATM operator fees not included



208285519_06240 E-518 S-1177 I-2363

XPRCAP0021-2004150457

New Profile menu in ANZ Internet Banking

The new Profile menu in ANZ Internet Banking lets you securely manage your contact information and security details. You can find the new menu in the top right corner of ANZ Internet Banking.

Keep your contact information up to date, as these details may be used for security purposes (e.g. to verify transactions), or send you account information.

You can also choose which offers and promotions you want to receive and how. You can select as many as you like and make changes any time.

Visit www.anz.com.au to explore your Profile today.

IMPORTANT INFORMATION

PLEASE CHECK THE ENTRIES AND CALL 13 13 14 REGARDING ANY ERRORS ON THIS STATEMENT.

All entries generated are subject to authorisation and verification and if necessary, adjustments will appear on a later statement.

If you have a complaint or unresolved issue with ANZ's product or service please call our National Feedback Line **1800 805 154** and advise us. Further information in relation to ANZ's dispute resolution process and this product (including details of benefits or fees and charges) is available on request and you can access this information by reviewing the Terms and Conditions, and Fees and Charges brochures which can be found at www.anz.com or by calling **13 13 14**.



BUSINESS ADVANTAGE STATEMENT

STATEMENT NUMBER 86

14 APRIL 2020 TO 14 MAY 2020

Type	Transaction Details	Debit	Credit	Balance
20 APR	OPENING BALANCE			1,235.96
18 APR	DIVIDEND FROM RIO TINTO LTD AUSTRALIA		1,235.96	2,471.92
16 APR	DIVIDEND FROM RIO TINTO LTD AUSTRALIA		1,235.96	3,707.88
23 APR	DIVIDEND FROM THE WELLS FARGO INVESTMENT		1,235.96	4,943.84
28 APR	DIVIDEND FROM THE WELLS FARGO INVESTMENT		1,235.96	6,179.80
28 APR	ALL INTEREST BANKING FUNDS THEN TRANSFER B2139 FROM ZEBESTRA		70,931.14	77,110.94
28 APR	ALL INTEREST BANKING PAY		1,235.96	75,874.98
30 APR	DIVIDEND FROM ANZ INTL BHP BILLITON		1,235.96	77,110.94
01 MAY	ALL INTEREST BANKING PAYMENT 1,235.96	1,235.96		75,874.98



THE DIRECTORS
RENISON SUPER FUND P/L
111 GEORGE ST W
BURLEIGH HEADS QLD 4220

WELCOME TO YOUR ANZ ACCOUNT AT A GLANCE

Account Details

RENISON SUPER FUND P/L ACN 161 867 581

ATF MJ & JK RENISON SUPER FUND

Branch Number (BSB)

014-739

Account Number

2082-85519

Account Descriptor

BUSINESS ACCOUNT

Opening Balance:

\$1,235.96

Total Deposits:

\$73,211.14

Total Withdrawals:

\$57,935.60

Closing Balance:

\$16,511.50

1361RSP904A033424_MU20_002



208285519_036005 E-527 S-1198 1-2396

NEED TO GET IN TOUCH?



ANZ Internet Banking
anz.com

OR



Enquiries: 13 13 14
Lost/Stolen Cards: 1800 033 844

BUSINESS ADVANTAGE STATEMENT

Account Number 2082-85519

Transaction Details

Please retain this statement for taxation purposes

Date	Transaction Details	Withdrawals (\$)	Deposits (\$)	Balance (\$)
2020				
14 APR	OPENING BALANCE			1,235.96
16 APR	DIVIDEND FROM RIO TINTO LTD AUF19/00882420		1,906.08	3,142.04
16 APR	DIVIDEND FROM RIO TINTO LTD AUF19/00882353		2,738.46	5,880.50
23 APR	DIVIDEND FROM TWE REPLACEMENT INT20/99999279		155.00	6,035.50
28 APR	DIVIDEND FROM WAM GLOBAL LTD S00042564451		273.00	6,308.50
28 APR	ANZ INTERNET BANKING FUNDS TFER TRANSFER 821229 FROM 208285762		2,400.00	8,708.50
28 APR	ANZ INTERNET BANKING BPAY FLT ANREO 2020 (210525)	525.60		8,182.90
30 APR	DIVIDEND FROM AQR DST 001241517612		588.60	8,771.50
01 MAY	ANZ INTERNET BANKING PAYMENT 212893 TO JENNIFER KNIGHT RENISON	2,400.00		6,371.50
06 MAY	DEPOSIT		150.00	6,521.50
12 MAY	ANZ INTERNET BANKING FUNDS TFER TRANSFER 731671 FROM 208285762		30,000.00	36,521.50
12 MAY	ANZ INTERNET BANKING BPAY BOARDROOM P/L #6 (733792)	30,000.00		6,521.50
14 MAY	ANZ INTERNET BANKING FUNDS TFER TRANSFER 359583 FROM 208285762		35,000.00	41,521.50
14 MAY	ACCOUNT SERVICING FEE	10.00		41,511.50
14 MAY	ANZ INTERNET BANKING PAYMENT 360881 TO RENISONSUPERFUND PL	25,000.00		16,511.50
	TOTALS AT END OF PAGE	\$57,935.60	\$73,211.14	
	TOTALS AT END OF PERIOD	\$57,935.60	\$73,211.14	\$16,511.50

This Statement Includes

ANZ bank charges	\$10.00
------------------	---------

BUSINESS ADVANTAGE STATEMENT

Account Number 2082-85519

Fee Summary

Fees Charged for period: 15 APR 2020 to 14 MAY 2020

Summary of ANZ Transaction Fees

	Transactions		Fee Per Transaction (\$)	Total Charge (\$)
	Total	Free Additional		
SERVICE FEES				
MONTHLY ACCOUNT SERVICE FEE				10.00
Total Account Service Fees				\$10.00
Total Bank Account Fees Charged				\$10.00

Please note: Overseas transaction fees, overseas ATM fees and non ANZ ATM operator fees not included

New Profile menu in ANZ Internet Banking

The new Profile menu in ANZ Internet Banking lets you securely manage your contact information and security details. You can find the new menu in the top right corner of ANZ Internet Banking.

Keep your contact information up to date, as these details may be used for security purposes (e.g. to verify transactions), or send you account information.

You can also choose which offers and promotions you want to receive and how. You can select as many as you like and make changes any time.

Visit www.anz.com.au to explore your Profile today.

IMPORTANT INFORMATION

PLEASE CHECK THE ENTRIES AND CALL 13 13 14 REGARDING ANY ERRORS ON THIS STATEMENT.

All entries generated are subject to authorisation and verification and if necessary, adjustments will appear on a later statement.

If you have a complaint or unresolved issue with ANZ's product or service please call our National Feedback Line **1800 805 154** and advise us. Further information in relation to ANZ's dispute resolution process and this product (including details of benefits or fees and charges) is available on request and you can access this information by reviewing the Terms and Conditions, and Fees and Charges brochures which can be found at www.anz.com or by calling **13 13 14**.



BUSINESS ADVANTAGE STATEMENT

Business Advantage Statement

Category	Item	Value
Category 1	Item 1	Value 1
Category 1	Item 2	Value 2
Category 2	Item 1	Value 1
Category 2	Item 2	Value 2
Category 3	Item 1	Value 1
Category 3	Item 2	Value 2
Category 3	Item 3	Value 3
Category 3	Item 4	Value 4
Category 3	Item 5	Value 5
Category 3	Item 6	Value 6
Category 3	Item 7	Value 7
Category 3	Item 8	Value 8
Category 3	Item 9	Value 9
Category 3	Item 10	Value 10
Category 3	Item 11	Value 11
Category 3	Item 12	Value 12
Category 3	Item 13	Value 13
Category 3	Item 14	Value 14
Category 3	Item 15	Value 15
Category 3	Item 16	Value 16
Category 3	Item 17	Value 17
Category 3	Item 18	Value 18
Category 3	Item 19	Value 19
Category 3	Item 20	Value 20
Category 3	Item 21	Value 21
Category 3	Item 22	Value 22
Category 3	Item 23	Value 23
Category 3	Item 24	Value 24
Category 3	Item 25	Value 25
Category 3	Item 26	Value 26
Category 3	Item 27	Value 27
Category 3	Item 28	Value 28
Category 3	Item 29	Value 29
Category 3	Item 30	Value 30
Category 3	Item 31	Value 31
Category 3	Item 32	Value 32
Category 3	Item 33	Value 33
Category 3	Item 34	Value 34
Category 3	Item 35	Value 35
Category 3	Item 36	Value 36
Category 3	Item 37	Value 37
Category 3	Item 38	Value 38
Category 3	Item 39	Value 39
Category 3	Item 40	Value 40
Category 3	Item 41	Value 41
Category 3	Item 42	Value 42
Category 3	Item 43	Value 43
Category 3	Item 44	Value 44
Category 3	Item 45	Value 45
Category 3	Item 46	Value 46
Category 3	Item 47	Value 47
Category 3	Item 48	Value 48
Category 3	Item 49	Value 49
Category 3	Item 50	Value 50
Category 3	Item 51	Value 51
Category 3	Item 52	Value 52
Category 3	Item 53	Value 53
Category 3	Item 54	Value 54
Category 3	Item 55	Value 55
Category 3	Item 56	Value 56
Category 3	Item 57	Value 57
Category 3	Item 58	Value 58
Category 3	Item 59	Value 59
Category 3	Item 60	Value 60
Category 3	Item 61	Value 61
Category 3	Item 62	Value 62
Category 3	Item 63	Value 63
Category 3	Item 64	Value 64
Category 3	Item 65	Value 65
Category 3	Item 66	Value 66
Category 3	Item 67	Value 67
Category 3	Item 68	Value 68
Category 3	Item 69	Value 69
Category 3	Item 70	Value 70
Category 3	Item 71	Value 71
Category 3	Item 72	Value 72
Category 3	Item 73	Value 73
Category 3	Item 74	Value 74
Category 3	Item 75	Value 75
Category 3	Item 76	Value 76
Category 3	Item 77	Value 77
Category 3	Item 78	Value 78
Category 3	Item 79	Value 79
Category 3	Item 80	Value 80
Category 3	Item 81	Value 81
Category 3	Item 82	Value 82
Category 3	Item 83	Value 83
Category 3	Item 84	Value 84
Category 3	Item 85	Value 85
Category 3	Item 86	Value 86
Category 3	Item 87	Value 87
Category 3	Item 88	Value 88
Category 3	Item 89	Value 89
Category 3	Item 90	Value 90
Category 3	Item 91	Value 91
Category 3	Item 92	Value 92
Category 3	Item 93	Value 93
Category 3	Item 94	Value 94
Category 3	Item 95	Value 95
Category 3	Item 96	Value 96
Category 3	Item 97	Value 97
Category 3	Item 98	Value 98
Category 3	Item 99	Value 99
Category 3	Item 100	Value 100

How Profitable is my Business?

The Profitability Statement is a key financial statement that provides a clear picture of your business's profitability. It shows the relationship between your sales, costs, and expenses, and how they impact your bottom line. This statement is essential for understanding the financial health of your business and for making informed decisions about your operations.

The Profitability Statement is divided into two main sections: the Contribution Margin Statement and the Net Profit Statement. The Contribution Margin Statement shows the contribution margin, which is the amount of revenue left over after deducting the variable costs of the goods and services sold. The Net Profit Statement shows the net profit, which is the amount of revenue left over after deducting all costs, including fixed costs.

The Profitability Statement is a key financial statement that provides a clear picture of your business's profitability. It shows the relationship between your sales, costs, and expenses, and how they impact your bottom line. This statement is essential for understanding the financial health of your business and for making informed decisions about your operations.

IMPORTANT INFORMATION

Please read this information carefully. This information is provided for your information only and does not constitute an offer or a recommendation. It is intended to provide you with a general overview of the services and products offered by our company. For more information, please contact our sales department.

This information is provided for your information only and does not constitute an offer or a recommendation. It is intended to provide you with a general overview of the services and products offered by our company. For more information, please contact our sales department.



Ramsay
Health Care



041_9650_17819

RENISON SUPER FUND PTY LTD
<MJ & JK RENISON S/F A/C>
111 GEORGE STREET WEST
BURLEIGH HEADS QLD 4220

All correspondence and enquiries to:

Boardroom Pty Limited
GPO Box 3993
Sydney NSW 2001

Tel: 1300 737 760 (within Aust)
Tel: + 61 2 9290 9600 (outside Aust)
Fax: + 61 2 9279 0664

www.boardroomlimited.com.au
enquiries@boardroomlimited.com.au

Ramsay Health Care Limited Share Purchase Plan Refund EFT Advice

Ramsay Health Care Limited's (**Ramsay**) Share Purchase Plan (**SPP**) has received strong support from eligible shareholders and was heavily oversubscribed. As foreshadowed in the Chairman's letter and the terms and conditions of the SPP in the Share Purchase Plan Booklet, Ramsay has undertaken a scale back on a pro rata basis having regard to the relative shareholding of eligible shareholders (as at the Record Date) who applied for SPP Shares. A refund for the scaled back portion of your application has been paid to your nominated bank account.

A statement of holding for the shares issued (if any) in respect of your application has been despatched under separate cover.

Subregister	CHESS
Reference No	0062580861
Refund Paid	\$27,312.00
Date Paid	27 May 2020

Please retain this information for your taxation records

DIRECT CREDIT INSTRUCTION

This payment has been sent to	BSB	014-739
	Account No	208285519
	Account Name	RENISON SUPER FUND PL

Please check the above details are correct and the payment has been credited to your account.

BUSINESS ADVANTAGE STATEMENT



BUSINESS ADVANTAGE STATEMENT

STATEMENT NUMBER 87
14 MAY 2020 TO 12 JUNE 2020

041/1363

THE DIRECTORS
RENISON SUPER FUND P/L
111 GEORGE ST W
BURLEIGH HEADS QLD 4220



WELCOME TO YOUR ANZ ACCOUNT AT A GLANCE

Account Details

RENISON SUPER FUND P/L ACN 161 867 581

ATF MJ & JK RENISON SUPER FUND

Branch Number (BSB)

014-739

Account Number

2082-85519

Account Descriptor

BUSINESS ACCOUNT

Opening Balance:

\$16,511.50

Total Deposits:

\$73,495.00

Total Withdrawals:

\$47,410.00

Closing Balance:


\$42,596.50

Total Charge	Transaction	Fee Per Transaction


Service Fee	Amount
MONTHLY ACCOUNT SERVICE FEE	\$10.00
Total Account Service Fees	\$10.00
Total Bank Account Fees Charged	\$10.00

Please note: Overseas transaction fees, overseas ATM fees and non-ANZ ATM operator fees not included.

NEED TO GET IN TOUCH?


ANZ Internet Banking
anz.com

OR


Enquiries: 13 13 14
Lost/Stolen Cards: 1800 033 844

SP9004...3356_MU20_005



208285519 06602 E-1363 S-2004 1 18927

BUSINESS ADVANTAGE STATEMENT

Account Number 2082-85519

Transaction Details

Please retain this statement for taxation purposes

Date	Transaction Details	Withdrawals (\$)	Deposits (\$)	Balance (\$)
2020				16,511.50
14 MAY	OPENING BALANCE			16,511.50
19 MAY	DIVIDEND FROM TPM DIVIDEND MAY20/00811007		51.45	16,562.95
21 MAY	ANZ INTERNET BANKING FUNDS TFER TRANSFER 111151 FROM 208285762		30,000.00	46,562.95
21 MAY	ANZ INTERNET BANKING BPAY NAB SPP (116706)	20,000.00		26,562.95
27 MAY	TRANSFER FROM RAMSAY HEALTH CA 500042583367		27,312.00	53,874.95
28 MAY	ANZ INTERNET BANKING FUNDS TFER TRANSFER 284990 FROM 208285762		2,400.00	56,274.95
29 MAY	ANZ INTERNET BANKING PAYMENT 393788 TO RENISONSUPERFUND PL	25,000.00		31,274.95
01 JUN	ANZ INTERNET BANKING PAYMENT 329618 TO JENNIFER KNIGHT RENISON	2,400.00		28,874.95
04 JUN	TRANSFER FROM NAB SPP REFUND NSPPA/00862486		13,731.55	42,606.50
12 JUN	ACCOUNT SERVICING FEE	10.00		42,596.50
	TOTALS AT END OF PAGE	\$47,410.00	\$73,495.00	
	TOTALS AT END OF PERIOD	\$47,410.00	\$73,495.00	\$42,596.50

This Statement Includes

ANZ bank charges	\$10.00
------------------	---------

Fee Summary

Fees Charged for period: 15 MAY 2020 to 12 JUN 2020

Summary of ANZ Transaction Fees

Transactions	Total	Free	Additional	Fee Per	Total
				Transaction	Charge
				(\$)	(\$)

SERVICE FEES

MONTHLY ACCOUNT SERVICE FEE	10.00
Total Account Service Fees	\$10.00
Total Bank Account Fees Charged	\$10.00

Please note: Overseas transaction fees, overseas ATM fees and non ANZ ATM operator fees not included



BUSINESS ADVANTAGE STATEMENT

STATEMENT NUMBER 88

12 JUNE 2020 TO 14 JULY 2020

041/893



THE DIRECTORS
RENISON SUPER FUND P/L
111 GEORGE ST W
BURLEIGH HEADS QLD 4220

WELCOME TO YOUR ANZ ACCOUNT AT A GLANCE

Account Details

RENISON SUPER FUND P/L ACN 161 867 581

ATF MJ & JK RENISON SUPER FUND

Branch Number (BSB)

014-739

Account Number

2082-85519

Account Descriptor

BUSINESS ACCOUNT

Opening Balance:

\$ **42,596.50**

Total Deposits:

\$ **45,641.51**

Total Withdrawals:

\$ **77,010.00**

Closing Balance:

\$ **11,228.01**

197HSP904A039418_ML20_002



208285519_02044 E-893 S-2050 I-4099

NEED TO GET IN TOUCH?



ANZ Internet Banking
anz.com

OR



Enquiries: 13 13 14
Lost/Stolen Cards: 1800 033 844

BUSINESS ADVANTAGE STATEMENT

Account Number 2082-85519

Transaction Details

Please retain this statement for taxation purposes

Date	Transaction Details	Withdrawals (\$)	Deposits (\$)	Balance (\$)
2020				
12 JUN	OPENING BALANCE			42,596.50
17 JUN	DIVIDEND FROM AMCOR PLC DIV JUN20/00859053		115.05	42,711.55
19 JUN	DIVIDEND FROM ELDERS LIMITED S00042583367		135.00	42,846.55
02 JUL	ANZ INTERNET BANKING PAYMENT 133612 TO RENISONSUPERFUND PL	20,000.00		22,846.55
03 JUL	DIVIDEND FROM NAB INTERIM DIV DV211/01095264		476.10	23,322.65
03 JUL	DIVIDEND FROM MQG DIVIDEND S00042568996		680.40	24,003.05
03 JUL	DIVIDEND FROM MQG DIVIDEND S00042583367		1,093.80	25,096.85
03 JUL	DIVIDEND FROM NAB INTERIM DIV DV211/01094773		1,523.70	26,620.55
06 JUL	ANZ INTERNET BANKING BPAY AQR SPP (815646)	10,000.00		16,620.55
07 JUL	TRANSFER FROM BELL POTTER CAPI 359558		21,953.37	38,573.92
10 JUL	ANZ INTERNET BANKING FUNDS TFER TRANSFER 467731 TO 014739208285762	32,000.00		6,573.92
13 JUL	DIVIDEND FROM TPM SPECIAL DIV SPC20/00810732		884.94	7,458.86
13 JUL	ANZ INTERNET BANKING FUNDS TFER TRANSFER 320939 FROM 208285762		15,000.00	22,458.86
13 JUL	ANZ INTERNET BANKING BPAY AQR SPP (325312)	15,000.00		7,458.86
14 JUL	TRANSFER FROM PLATINUM INVEST PIF 72810CPAMDIS20		1,265.94	8,724.80
14 JUL	TRANSFER FROM PLATINUM INVEST PAF 72810CPAMDIS20		2,513.21	11,238.01
14 JUL	ACCOUNT SERVICING FEE	10.00		11,228.01
	TOTALS AT END OF PAGE	\$77,010.00	\$45,641.51	
	TOTALS AT END OF PERIOD	\$77,010.00	\$45,641.51	\$11,228.01

This Statement Includes

ANZ bank charges	\$10.00
------------------	---------

BUSINESS ADVANTAGE STATEMENT

Account Number 2082-85519

Yearly Summary

Previous Year to 30/06/2020 (\$)

Fees Charged

ANZ bank account fee	120.00
Total	\$120.00

Fee Summary

Fees Charged for period: 13 JUN 2020 to 14 JUL 2020

Summary of ANZ Transaction Fees

	Transactions		Fee Per	Total	
	Total	Free	Additional	Transaction	Charge
				(\$)	(\$)

SERVICE FEES

MONTHLY ACCOUNT SERVICE FEE					10.00
Total Account Service Fees					\$10.00
Total Bank Account Fees Charged					\$10.00

Please note: Overseas transaction fees, overseas ATM fees and non ANZ ATM operator fees not included

IMPORTANT INFORMATION

PLEASE CHECK THE ENTRIES AND CALL 13 13 14 REGARDING ANY ERRORS ON THIS STATEMENT.

All entries generated are subject to authorisation and verification and if necessary, adjustments will appear on a later statement.

If you have a complaint or unresolved issue with ANZ's product or service please call our National Feedback Line **1800 805 154** and advise us. Further information in relation to ANZ's dispute resolution process and this product (including details of benefits or fees and charges) is available on request and you can access this information by reviewing the Terms and Conditions, and Fees and Charges brochures which can be found at www.anz.com or by calling **13 13 14**.



BUSINESS ADVANTAGE STATEMENT

As of 12/31/2004

Previous Year to 12/31/03 (\$)	2004
2004	2004
2004	2004

2004	2004
2004	2004
2004	2004

2004	2004
2004	2004
2004	2004

IMPORTANT INFORMATION

PLEASE READ THE ENTIRE AND CALL IF IN DISAGREEMENT ANYWHERE ON THIS STATEMENT. This statement is prepared by the company and is not intended to be a financial statement. It is for informational purposes only and should not be used for tax or legal purposes. The company is not responsible for any errors or omissions in this statement. For more information, please contact the company at 1-800-XXX-XXXX.

