

Financial Statements and Reports
for the year ended
30 June 2020

MJ & JK Renison Superannuation Fund

MJ & JK Renison Superannuation Fund

Reports Index

Statement of Financial Position

Operating Statement

Notes to the Financial Statements

Statement of Taxable Income

Trustees Declaration

Compilation Report

Investment Summary

Investment Income

Realised Capital Gains

Members Statement

SMSF Annual Return

MJ & JK Renison Superannuation Fund

Statement of Financial Position

As at 30 June 2020

	Note	2020 \$	2019 \$
Assets			
Investments			
Managed Investments (Australian)	2	74,309	76,922
Shares in Listed Companies (Australian)	3	1,935,912	2,283,130
Shares in Listed Companies (Overseas)	4	50,230	51,678
Units in Listed Unit Trusts (Australian)	5	204,973	222,903
Total Investments		<u>2,265,424</u>	<u>2,634,633</u>
Other Assets			
Unsettled Trades		704	0
Distributions Receivable		5,899	5,793
Dividends Receivable		465	875
Bank Accounts	6	146,880	110,326
Term Deposits	6	359,166	407,962
Income Tax Refundable		40,187	117,864
Total Other Assets		<u>553,301</u>	<u>642,820</u>
Total Assets		<u>2,818,725</u>	<u>3,277,453</u>
Less:			
Liabilities			
Sundry Creditors		4,523	0
Total Liabilities		<u>4,523</u>	<u>0</u>
Net assets available to pay benefits		<u>2,814,202</u>	<u>3,277,453</u>
Represented by:			
Liability for accrued benefits allocated to members' accounts			
Renison, Michael - Pension (ABP1)		831,754	972,050
Renison, Michael - Pension (ABP2)		184,686	215,910
Renison, Michael - Pension (ABP3)		51,985	60,772
Renison, Michael - Pension (ABP4)		206,549	241,616
Renison, Jennifer - Accumulation		26,984	30,914
Renison, Jennifer - Pension (ABP1)		1,234,051	1,432,773
Renison, Jennifer - Pension (ABP2)		278,193	323,418
Total Liability for accrued benefits allocated to members' accounts		<u>2,814,202</u>	<u>3,277,453</u>

Refer to compilation report

MJ & JK Renison Superannuation Fund

Operating Statement

For the year ended 30 June 2020

	Note	2020	2019
		\$	\$
Income			
Investment Income			
Trust Distributions	9	16,816	13,906
Dividends Received	8	99,685	278,444
Interest Received		8,791	12,985
Other Income			
Foreign Exchange Gains		(49)	230
Total Income		<u>125,243</u>	<u>305,565</u>
Expenses			
Administration Costs		1,925	2,585
Actuarial Fees		242	242
ATO Supervisory Levy		259	259
ASIC Fees		54	53
Auditor's Remuneration		495	495
Bank Charges		187	278
Investment Expenses		25	16,039
Investment Management Fee		297	262
Interest Paid		0	44
		<u>3,484</u>	<u>20,256</u>
Member Payments			
Pensions Paid		72,390	137,070
Benefits Paid/Transfers Out		0	137,662
Investment Losses			
Changes in Market Values	10	535,402	(4,357)
Total Expenses		<u>611,276</u>	<u>290,632</u>
Benefits accrued as a result of operations before income tax			
		<u>(486,034)</u>	<u>14,934</u>
Income Tax Expense	11	(40,186)	(117,863)
Benefits accrued as a result of operations		<u>(445,847)</u>	<u>132,798</u>

MJ & JK Renison Superannuation Fund

Notes to the Financial Statements

For the year ended 30 June 2020

Note 1: Summary of Significant Accounting Policies

The trustees have prepared the financial statements on the basis that the superannuation fund is a non-reporting entity because there are no users dependent on general purpose financial statements. The financial statements are therefore special purpose financial statements that have been prepared in order to meet the requirements of the Superannuation Industry (Supervision) Act 1993 and associated Regulations, the trust deed of the fund and the needs of members.

The financial statements have been prepared on a cash basis and are based on historical costs, except for investments which have been measured at market value.

The following significant accounting policies, which are consistent with the policies applied in the previous period unless otherwise stated, have been adopted in the preparation of the financial statements.

The financial statements were authorised for issue by the Director(s).

a. Measurement of Investments

The fund initially recognises:

- (i) an investment when it controls the future economic benefits expected to flow from the asset. For financial assets, the trade date is considered to be the date on which control of the future economic benefits attributable to the asset passes to the fund; and
- (ii) a financial liability on the date it becomes a party to the contractual provisions of the instrument.

Investments of the fund have been measured at market value, which refers to the amount that a willing buyer could reasonably be expected to pay to acquire the asset from a willing seller if the following assumptions were made:

- that the buyer and the seller deal with each other at arm's length in relation to the sale;
- that the sale occurred after proper marketing of the asset; and
- that the buyer and the seller acted knowledgeably and prudentially in relation to the sale.

Market value has been determined as follows:

- (i) shares and other securities listed on the Australian Securities Exchange by reference to the relevant market quotations at the end of the reporting period;
- (ii) units in managed funds by reference to the unit redemption price at the end of the reporting period;
- (iii) fixed-interest securities by reference to the redemption price at the end of the reporting period;
- (iv) unlisted investments are stated at trustees' assessment based on estimated market value at balance date or where necessary, an external valuer's opinion; and
- (v) investment properties at the trustees' assessment of the market value or where necessary a qualified independent valuer's opinion at the end of reporting period.

Financial liabilities, such as trade creditors and other payables, are measured at the gross value of the outstanding balance at the end of the reporting period. The trustees have determined that the gross values of the fund's financial liabilities is equivalent to their market values. Any remeasurement changes in the gross values of non-current financial liabilities (including liabilities for members' accrued benefits) are recognised in the operating statement in the periods in which they occur.

b. Cash and Cash Equivalents

Cash and cash equivalents include cash on hand and at call, deposits with banks and short-term, highly liquid investments that are readily convertible to cash and subject to an insignificant risk of change in value.

c. Revenue

Revenue is recognised at the fair value of the consideration received or receivable.

Interest revenue

Interest revenue is recognised in respect of fixed-interest securities, and cash and cash equivalent balances. Interest revenue is recognised upon receipt.

MJ & JK Renison Superannuation Fund

Notes to the Financial Statements

For the year ended 30 June 2020

Dividend revenue

Dividend revenue is recognised when the dividend has been paid or, in the case of dividend reinvestment schemes, when the dividend is credited to the benefit of the fund.

Rental revenue

Rental revenue arising from operating leases on investment properties is recognised upon receipt.

Distribution revenue

Distributions from unit trusts and managed funds are recognised as at the date the unit value is quoted ex-distribution and if not received at the end of the reporting period, are reflected in the statement of financial position as a receivable at market value.

Remeasurement changes in market values

Remeasurement changes in the market values of assets are recognised as income and determined as the difference between the market value at year-end or consideration received (if sold during the year) and the market value as at the prior year-end or cost (if acquired during the period).

d. Liability for Accrued Benefits

The liability for accrued benefits represents the fund's present obligation to pay benefits to members and beneficiaries, and has been calculated as the difference between the carrying amount of the assets and the carrying amount of the other payables and income tax liabilities as at the end of the reporting period.

e. Critical Accounting Estimates and Judgements

The preparation of financial statements requires the trustees to make judgements, estimates and assumptions that affect the application of accounting policies and the reported amounts of assets and liabilities, income and expenses. Actual results may differ from these estimates.

Estimates and underlying assumptions are reviewed on an ongoing basis. Revisions to accounting estimates are recognised in the period in which the estimate is revised and in any future period affected.

Note 2: Managed Investments (Australian)

	2020 \$	2019 \$
Magellan Infrastructure Fund (Unhedged)	21,756	23,085
Platinum International Fund	26,416	28,863
Platinum Asia Fund	26,138	24,974
	74,310	76,922

Note 3: Shares in Listed Companies (Australian)

	2020 \$	2019 \$
The A2 Milk Company Limited	0	6,925
AGL Energy Limited	67,279	78,959
AGL Energy Limited	0	26,613

MJ & JK Renison Superannuation Fund

Notes to the Financial Statements

For the year ended 30 June 2020

Altium Limited	14,031	0
Amcor Limited	9,412	0
AMP Limited	1,855	2,120
Australia And New Zealand Banking Group Limited	45,482	68,832
Australia And New Zealand Banking Group Limited	18,640	28,210
Australia And New Zealand Banking Group Limited	79,481	120,287
ASX Limited	0	18,533
Archer Materials Limited	1,500	0
BHP Group Limited	46,244	45,935
BHP Group Limited	127,985	147,065
Beach Energy Limited	13,680	9,925
Commonwealth Bank Of Australia	115,307	137,498
Commonwealth Bank Of Australia	13,884	16,556
Costa Group Holdings Limited	8,265	11,514
Coles Group Limited	17,925	13,937
CSL Limited	35,014	22,575
Clinuvel Pharmaceuticals Limited	2,565	0
Carnarvon Petroleum Limited	0	12,000
Cleanaway Waste Management Limited	0	11,650
CYBG Plc	0	1,354
CYBG Plc	0	4,340
De Grey Mining Limited	1,810	0
Data#3 Limited	5,788	0
Elders Limited	19,076	0
Flight Centre Travel Group Limited	1,924	4,155
Magellan Financial Group Limited	11,602	0
Medibank Private Limited	6,067	7,081
Macquarie Group Limited	106,859	71,598
Macquarie Group Limited	44,831	47,397
National Australia Bank Limited	46,097	42,405
National Australia Bank Limited	92,539	135,711
Nanosonics Limited	10,912	0
Northern Star Resources Ltd	15,631	0

Refer to compilation report

MJ & JK Renison Superannuation Fund

Notes to the Financial Statements

For the year ended 30 June 2020

News Corporation - Class A Non-Voting Common Stock-Cdi	0	3,003
Origin Energy Limited	7,300	9,138
Origin Energy Limited	13,823	17,303
Origin Energy Limited	12,988	16,257
Polynovo Limited	3,302	0
Qantas Airways Limited	10,395	0
QBE Insurance Group Limited	5,759	7,690
QBE Insurance Group Limited	17,640	23,554
Ramsay Health Care Limited	13,171	10,836
Ruralco Holdings Limited	0	4,160
RIO Tinto Limited	53,388	56,549
RIO Tinto Limited	76,703	81,244
South32 Limited	22,677	24,219
South32 Limited	12,750	19,875
Sonic Healthcare Limited - Ordinary Fully Paid (GG)	6,695	0
Washington H Soul Pattinson & Company Limited	0	6,883
Splitit Payments Ltd	2,360	0
Santos Limited	61,003	81,491
Senex Energy Limited	3,600	5,680
Telstra Corporation Limited	124,621	153,288
Telstra Corporation Limited	9,390	11,550
TPG Telecom Limited	15,315	11,045
Treasury Wine Estates Limited	12,576	7,460
Treasury Wine Estates Limited	9,432	0
Virgin Money UK Plc	655	0
Virgin Money UK Plc	2,100	0
Westpac Banking Corporation	58,050	91,716
Westpac Banking Corporation	9,370	14,804
Westpac Banking Corporation	128,576	203,143
Wesfarmers Limited	23,401	18,876
WAM Global Limited	9,325	9,850
WAM Global Limited	16,972	17,927

Refer to compilation report

MJ & JK Renison Superannuation Fund

Notes to the Financial Statements

For the year ended 30 June 2020

WorleyParsons Limited	4,404	7,429
Woolworths Group Limited	68,036	60,645
Woodside Petroleum Ltd	83,721	122,424
Woodside Petroleum Limited	54,731	91,918
	<hr/>	<hr/>
	1,935,914	2,283,132

Note 4: Shares in Listed Companies (Overseas)

	2020 \$	2019 \$
SSgA Active Trust - SPDR Dow Jones Industrial Average ETF	15,301	14,613
Merck & Co Inc	34,930	37,065
	<hr/>	<hr/>
	50,231	51,678

Note 5: Units in Listed Unit Trusts (Australian)

	2020 \$	2019 \$
Apn Convenience Retail Reit	42,840	24,336
Mirvac Group	6,836	0
Betashares Nasdaq 100 ETF	16,569	0
Shopping Centre Australasia Property Group	17,436	19,115
Spark Infrastructure Group - Stapled \$0.65 Loan Note And Unit Us Prohibited	10,558	11,878
Sydney Airport Group	64,485	91,439
Sydney Airport	46,250	65,582
Betashares U.s. Dollar ETF	0	10,552
	<hr/>	<hr/>
	204,974	222,902

Note 7: Guaranteed Benefits

No guarantees have been made in respect of any part of the liability for accrued benefits.

Note 8: Dividends

2020

2019

MJ & JK Renison Superannuation Fund

Notes to the Financial Statements

For the year ended 30 June 2020

	\$	\$
AGL Energy Limited	5,231	5,911
AMP Limited	0	140
ASX Limited	548	257
Ancor Limited	226	0
Australia And New Zealand Banking Group Limited	12,326	11,966
BHP Group Limited	9,993	106,537
Beach Energy Limited	100	310
CSL Limited	307	126
CYBG Plc	0	93
Cleanaway Waste Management Limited	95	50
Coles Group Limited	684	0
Commonwealth Bank Of Australia	8,021	8,021
Costa Group Holdings Limited	371	152
Elders Limited	135	0
Flight Centre Travel Group Limited	98	316
Fortescue Metals Group Ltd	0	216
Healthscope Limited - Ordinary Fully Paid	0	74
Incitec Pivot Limited	0	202
Macquarie Group Limited	5,259	3,574
Medibank Private Limited	317	262
Merck & Co Inc	755	483
National Australia Bank Limited	11,066	13,199
News Corporation - Class A Non-Voting Common Stock-Cdi	16	31
Northern Star Resources Ltd	0	45
Origin Energy Limited	1,752	584
Perpetual Limited	0	350
QBE Insurance Group Limited	1,373	1,320
RIO Tinto Limited	8,729	53,499
Ramsay Health Care Limited	231	220
Reliance Worldwide Corporation Limited - Ordinary Fully Paid Deferred Settlement	0	44
Resmed Inc	0	15
Ruralco Holdings Limited	840	160
SSgA Active Trust - SPDR Dow Jones Industrial Average ETF	245	88
Santos Limited	1,893	1,541
South32 Limited	1,150	2,314

Refer to compilation report

MJ & JK Renison Superannuation Fund

Notes to the Financial Statements

For the year ended 30 June 2020

TPG Telecom Limited	86	69
Telstra Corporation Limited	6,850	8,259
Treasury Wine Estates Limited	520	0
WAM Global Limited	705	0
Washington H Soul Pattinson & Company Limited	106	75
Wesfarmers Limited	799	3,341
Westpac Banking Corporation	8,735	30,792
Woodside Petroleum Limited	3,447	5,052
Woodside Petroleum Ltd	4,592	6,729
Woolworths Group Limited	1,880	11,921
WorleyParsons Limited	202	108
	<hr/>	<hr/>
	99,683	278,446
	<hr/>	<hr/>

Note 9: Trust Distributions

	2020	2019
	\$	\$
Sydney Airport Group	4,435	2,993
Spark Infrastructure Group - Stapled \$0.65 Loan Note And Unit Us Prohibited	733	0
Platinum International Fund	1,266	2,363
Platinum Asia Fund	2,513	1,329
Shopping Centre Australasia Property Group	1,000	1,176
Magellan Infrastructure Fund (Unhedged)	920	1,101
Apn Convenience Retail Reit	2,289	1,024
Betashares Nasdaq 100 ETF	435	0
Sydney Airport	3,181	3,674
Mirvac Group	44	0
Betashares U.s. Dollar ETF	0	246
	<hr/>	<hr/>
	16,816	13,906
	<hr/>	<hr/>

Note 10: Changes in Market ValuesUnrealised Movements in Market Value

	2020	2019
	\$	\$
Managed Investments (Australian)		
Magellan Infrastructure Fund (Unhedged)	(2,545)	2,836
Platinum Asia Fund	1,163	(1,081)
Platinum International Fund	(2,447)	(2,096)

Refer to compilation report

MJ & JK Renison Superannuation Fund

Notes to the Financial Statements

For the year ended 30 June 2020

	(3,829)	(340)
Shares in Listed Companies (Australian)		
AGL Energy Limited	(11,680)	(8,240)
AGL Energy Limited	(9,380)	(3,285)
AMP Limited	(265)	(1,440)
ASX Limited	(3,128)	3,128
Altium Limited	(1,026)	0
Amcor Limited	(589)	0
Archer Materials Limited	(158)	0
Australia And New Zealand Banking Group Limited	(23,351)	857
Australia And New Zealand Banking Group Limited	(9,570)	(30)
Australia And New Zealand Banking Group Limited	(40,806)	(128)
BHP Group Limited	(5,273)	69,700
BHP Group Limited	(19,080)	(49,789)
Beach Energy Limited	(5,422)	(7,686)
CSL Limited	7,187	2,018
CYBG Plc	237	(875)
CYBG Plc	752	(2,804)
Carnarvon Petroleum Limited	(3,134)	5,350
Cleanaway Waste Management Limited	(367)	367
Clinuvel Pharmaceuticals Limited	(104)	0
Coles Group Limited	3,988	4,638
Commonwealth Bank Of Australia	(21,254)	16,461
Commonwealth Bank Of Australia	(2,672)	1,982
Costa Group Holdings Limited	(3,249)	(3,609)
Data#3 Limited	554	0
De Grey Mining Limited	57	0
Elders Limited	3,766	0
Flight Centre Travel Group Limited	(2,757)	(1,893)
Fortescue Metals Group Ltd	0	1,975
Incitec Pivot Limited	0	1,133

Refer to compilation report

MJ & JK Renison Superannuation Fund

Notes to the Financial Statements

For the year ended 30 June 2020

Incitec Pivot Limited	0	1,414
Macquarie Group Limited	(2,567)	658
Macquarie Group Limited	(4,051)	2,233
Magellan Financial Group Limited	(204)	0
Medibank Private Limited	(1,014)	1,157
Nanosonics Limited	689	0
National Australia Bank Limited	(43,172)	(3,505)
National Australia Bank Limited	(12,879)	(1,095)
News Corporation - Class A Non-Voting Common Stock-Cdi	6,161	(242)
Northern Star Resources Ltd	437	0
Origin Energy Limited	(1,838)	(1,058)
Origin Energy Limited	(3,269)	(6,049)
Origin Energy Limited	(3,479)	(6,438)
Perpetual Limited	0	(431)
Polynovo Limited	851	0
QBE Insurance Group Limited	(1,930)	1,358
QBE Insurance Group Limited	(5,913)	4,161
Qantas Airways Limited	208	0
RIO Tinto Limited	(3,161)	26,727
RIO Tinto Limited	(4,541)	(7,016)
Ramsay Health Care Limited	(353)	2,739
Ruralco Holdings Limited	(1,334)	1,802
Santos Limited	(20,488)	9,323
Senex Energy Limited	(2,080)	(1,280)
Sonic Healthcare Limited - Ordinary Fully Paid (GG)	1,727	0
South32 Limited	(11,375)	(2,183)
South32 Limited	(7,125)	(2,688)
Splitit Payments Ltd	(1,143)	0
TPG Telecom Limited	4,270	2,178
Telstra Corporation Limited	(28,667)	53,193
Telstra Corporation Limited	(2,160)	3,690
The A2 Milk Company Limited	(267)	267

Refer to compilation report

MJ & JK Renison Superannuation Fund

Notes to the Financial Statements

For the year ended 30 June 2020

Treasury Wine Estates Limited	(3,667)	(403)
Treasury Wine Estates Limited	(869)	0
Virgin Money UK Plc	(936)	0
Virgin Money UK Plc	(2,992)	0
WAM Global Limited	(956)	(2,184)
WAM Global Limited	(525)	(58)
Washington H Soul Pattinson & Company Limited	1,536	(1,536)
Wesfarmers Limited	4,526	(7,274)
Westpac Banking Corporation	(33,666)	866
Westpac Banking Corporation	(5,434)	(491)
Westpac Banking Corporation	0	(3,906)
Westpac Banking Corporation	(74,567)	(6,733)
Woodside Petroleum Limited	(37,187)	2,275
Woodside Petroleum Ltd	(49,497)	3,030
Woolworths Group Limited	7,391	1,792
WorleyParsons Limited	(3,025)	(1,005)
	(495,257)	91,118
Shares in Listed Companies (Overseas)		
Merck & Co Inc	(2,135)	8,540
SSgA Active Trust - SPDR Dow Jones Industrial Average ETF	687	1,473
	(1,447)	10,012
Units in Listed Unit Trusts (Australian)		
Apn Convenience Retail Reit	3,475	1,674
Betashares Nasdaq 100 ETF	939	0
Betashares U.s. Dollar ETF	(334)	334
Mirvac Group	(3,278)	0
Shopping Centre Australasia Property Group	(1,680)	359
Spark Infrastructure Group - Stapled \$0.65 Loan Note And Unit Us Prohibited	(1,320)	1,091
Sydney Airport	(19,332)	7,178
Sydney Airport	0	(14,624)
Sydney Airport Group	(26,954)	26,818

Refer to compilation report

MJ & JK Renison Superannuation Fund

Notes to the Financial Statements

For the year ended 30 June 2020

	(48,484)	22,831
Total Unrealised Movement	(549,018)	123,621

Realised Movements in Market Value

	2020 \$	2019 \$
Shares in Listed Companies (Australian)		
AGL Energy Limited	0	119
AGL Energy Limited	9,482	0
ASX Limited	2,184	0
Afterpay Limited	1,530	0
BHP Group Limited	0	(79,644)
BHP Group Limited	0	(1,913)
Beach Energy Limited	7,147	12,584
Bega Cheese Limited	(468)	0
Caltex Australia Limited	0	(596)
Carnarvon Petroleum Limited	(2,599)	1,834
Cleanaway Waste Management Limited	(1,091)	962
Clinuvel Pharmaceuticals Limited	(212)	0
Commonwealth Bank Of Australia	(642)	0
Costa Group Holdings Limited	0	(2,304)
Fortescue Metals Group Ltd	0	(257)
Healthscope Limited - Ordinary Fully Paid	0	124
Incitec Pivot Limited	0	(916)
Incitec Pivot Limited	0	(766)
Magellan Financial Group Limited	2,425	0
News Corporation - Class A Non-Voting Common Stock-Cdi	(5,965)	0
Northern Star Resources Ltd	186	286
Oil Search Limited	816	0
Perpetual Limited	0	33
RIO Tinto Limited	0	(30,112)
RIO Tinto Limited	0	(13,999)
Reliance Worldwide Corporation Limited - Ordinary Fully Paid Deferred Settlement	0	(110)

Refer to compilation report

MJ & JK Renison Superannuation Fund

Notes to the Financial Statements

For the year ended 30 June 2020

Resmed Inc	0	(274)
Ruralco Holdings Limited	734	(38)
Seek Limited	(364)	0
Splitit Payments Ltd	0	472
TNG Limited	0	(486)
Telstra Corporation Limited	0	(3,758)
The A2 Milk Company Limited	759	649
Washington H Soul Pattinson & Company Limited	(1,547)	0
Wesfarmers Limited	0	1,439
Woolworths Group Limited	0	(2,593)
	<hr/>	<hr/>
	12,375	(119,264)
	<hr/>	<hr/>
Units in Listed Unit Trusts (Australian)		
Apn Convenience Retail Reit	189	0
Betashares U.s. Dollar ETF	1,052	0
	<hr/>	<hr/>
	1,241	0
	<hr/>	<hr/>
Total Realised Movement	<hr/>	<hr/>
	13,616	(119,264)
	<hr/>	<hr/>
Changes in Market Values	<hr/>	<hr/>
	(535,402)	4,357
	<hr/>	<hr/>
Note 11: Income Tax Expense		
	2020	2019
The components of tax expense comprise	\$	\$
Current Tax	(40,187)	(117,864)
	<hr/>	<hr/>
Income Tax Expense	(40,187)	(117,864)
	<hr/>	<hr/>
<p>The prima facie tax on benefits accrued before income tax is reconciled to the income tax as follows:</p>		
Prima facie tax payable on benefits accrued before income tax at 15%	(75,515)	2,240
Less:		
Tax effect of:		
Increase in MV of Investments	0	18,543
Exempt Pension Income	23,746	61,752
Realised Accounting Capital Gains	2,042	(17,890)

Refer to compilation report

MJ & JK Renison Superannuation Fund

Notes to the Financial Statements

For the year ended 30 June 2020

Accounting Trust Distributions	2,522	2,086
Tax Adjustment – Investment Expenses (11)	0	0
Other Non-Taxable Income	(7)	34
Add:		
Tax effect of:		
Decrease in MV of Investments	82,353	0
SMSF Non-Deductible Expenses	479	2,950
Pension Payments	13,468	20,560
Benefit Payments	0	20,649
Franking Credits	5,883	17,592
Foreign Credits	84	64
TFN Credits	164	256
Credit for Tax Withheld - Foreign resident	0	1
Taxable Trust Distributions	1,463	1,150
Distributed Foreign Income	110	192
Rounding	(1)	(2)
Income Tax on Taxable Income or Loss	185	1,127
Less credits:		
Franking Credits	39,223	117,277
Foreign Credits	5	8
TFN Credits	1,143	1,705
Current Tax or Refund	(40,186)	(117,864)

MJ & JK Renison Superannuation Fund

Statement of Taxable Income

For the year ended 30 June 2020

	2020
	\$
Benefits accrued as a result of operations	(503,434.00)
Less	
Other Non Taxable Income	(49.00)
Exempt current pension income	158,308.00
Realised Accounting Capital Gains	13,615.00
Accounting Trust Distributions	16,816.00
	<u>188,690.00</u>
Add	
Decrease in MV of investments	549,018.00
SMSF non deductible expenses	3,193.00
Pension Payments	89,790.00
Franking Credits	39,223.00
Foreign Credits	557.00
TFN Credits - Dividends	1,092.00
Taxable Trust Distributions	9,752.00
Distributed Foreign income	730.00
	<u>693,355.00</u>
Taxable Income or Loss	<u>1,231.00</u>
Income Tax on Taxable Income or Loss	184.65
Less	
Franking Credits	39,222.83
Foreign Credits	5.40
TAX PAYABLE	<u>(39,043.58)</u>
Less	
TFN Credits	1,143.00
CURRENT TAX OR REFUND	<u>(40,186.58)</u>
Supervisory Levy	259.00
AMOUNT DUE OR REFUNDABLE	<u>(39,927.58)</u>

Trustees Declaration

The directors of the trustee company have determined that the fund is not a reporting entity and that the special purpose financial statements should be prepared in accordance with the accounting policies described in Note 1 to the financial statements.

The directors of the trustee company declare that:

- (i) the financial statements and notes to the financial statements for the year ended 30 June 2020 present fairly, in all material respects, the financial position of the superannuation fund at 30 June 2020 and the results of its operations for the year ended on that date in accordance with the accounting policies described in Note 1 to the financial statements;
- (ii) the financial statements and notes to the financial statements have been prepared in accordance with the requirements of the trust deed; and
- (iii) the operation of the superannuation fund has been carried out in accordance with its trust deed and in compliance with the requirements of the Superannuation Industry (Supervision) Act 1993 and associated Regulations during the year ended 30 June 2020.

Signed in accordance with a resolution of the directors of the trustee company by:

.....
Michael Renison
Renison Super Fund Pty Ltd
Director

.....
Jennifer Renison
Renison Super Fund Pty Ltd
Director

Dated this day of

MJ & JK Renison Superannuation Fund

Compilation Report

We have compiled the accompanying special purpose financial statements of the MJ & JK Renison Superannuation Fund which comprise the statement of financial position as at 30/06/2020 the operating statement for the year then ended, a summary of significant accounting policies and other explanatory notes. The specific purpose for which the special purpose financial statements have been prepared is set out in Note 1 to the financial statements.

The Responsibility of the Trustee

The Trustee of MJ & JK Renison Superannuation Fund are solely responsible for the information contained in the special purpose financial statements, the reliability, accuracy and completeness of the information and for the determination that the financial reporting framework used is appropriate to meet their needs and for the purpose that the financial statements were prepared.

Our Responsibility

On the basis of information provided by the Trustee, we have compiled the accompanying special purpose financial statements in accordance with the financial reporting framework as described in Note 1 to the financial statements and APES 315: Compilation of Financial Information.

We have applied our expertise in accounting and financial reporting to compile these financial statements in accordance with the financial reporting framework described in Note 1 to the financial statements. We have complied with the relevant ethical requirements of APES 110: Code of Ethics for Professional Accountants.

Assurance Disclaimer

Since a compilation engagement is not an assurance engagement, we are not required to verify the reliability, accuracy or completeness of the information provided to us by management to compile these financial statements. Accordingly, we do not express an audit opinion or a review conclusion on these financial statements.

The special purpose financial statements were compiled exclusively for the benefit of the directors of the trustee company who are responsible for the reliability, accuracy and completeness of the information used to compile them. We do not accept responsibility for the contents of the special purpose financial statements.

Joseph Hoang

of

ProPlus Super Pty Ltd
PO Box 1839
BROADBEACH QLD 4218

Signed:

Dated:

MJ & JK Renison Superannuation Fund

Investment Summary Report

As at 30 June 2020

Investment	Units	Market Price	Market Value	Average Cost	Accounting Cost	Unrealised Gain/(Loss)	Gain/(Loss)%	Portfolio Weight%
Cash/Bank Accounts								
Cash at Bank - ANZ Business Advantage		42,846.550000	42,846.55	42,846.55	42,846.55			1.55 %
Cash at Bank - ANZ Business Online Saver		68,525.420000	68,525.42	68,525.42	68,525.42			2.47 %
Cash at Bank - Bell Potter Cash Account		18,513.760000	18,513.76	18,513.76	18,513.76			0.67 %
Cash at Bank - Bell Potter Foreign Cash		3,463.830000	3,463.83	3,463.83	3,463.83			0.12 %
Cash at Bank - CBA Business Online Saver		28.720000	28.72	28.72	28.72			0.00 %
Cash at Bank - CBA Business Transaction Account		366.000000	366.00	366.00	366.00			0.01 %
Cash at Bank - CBA Direct Investment Account		8,394.370000	8,394.37	8,394.37	8,394.37			0.30 %
Cash at Bank - Ords Cash Account		8.140000	8.14	8.14	8.14			0.00 %
Cash at Bank - UBank Saver		4,733.490000	4,733.49	4,733.49	4,733.49			0.17 %
Term Deposit - Heritage ***344		209,166.350000	209,166.35	209,166.35	209,166.35			7.55 %
Term Deposit - ME Bank ***834		150,000.000000	150,000.00	150,000.00	150,000.00			5.41 %
			506,046.63		506,046.63		0.00 %	18.26 %
Managed Investments (Australian)								
MGE0006AU Magellan Infrastructure Fund (Unhedged)	12,337.57	1.763400	21,756.06	1.74	21,465.32	290.74	1.35 %	0.78 %
PLA0004AU Platinum Asia Fund	10,116.33	2.583700	26,137.56	2.97	30,000.00	(3,862.44)	(12.87) %	0.94 %
PLA0002AU Platinum International Fund	15,021.82	1.758500	26,415.87	2.00	30,000.00	(3,584.13)	(11.95) %	0.95 %
			74,309.49		81,465.32	(7,155.83)	(8.78) %	2.68 %
Shares in Listed Companies (Australian)								
AGL.AX AGL Energy Limited	3,946.00	17.050000	67,279.30	14.69	57,966.83	9,312.47	16.07 %	2.43 %
ALU.AX Altium Limited	432.00	32.480000	14,031.36	34.85	15,057.01	(1,025.65)	(6.81) %	0.51 %
AMC.AX Amcor Limited	650.00	14.480000	9,412.00	15.39	10,000.75	(588.75)	(5.89) %	0.34 %
AMP.AX AMP Limited	1,000.00	1.855000	1,855.00	6.84	6,842.93	(4,987.93)	(72.89) %	0.07 %
AXE.AX Archer Materials Limited	2,500.00	0.600000	1,500.00	0.66	1,658.00	(158.00)	(9.53) %	0.05 %

MJ & JK Renison Superannuation Fund

Investment Summary Report

As at 30 June 2020

Investment		Units	Market Price	Market Value	Average Cost	Accounting Cost	Unrealised Gain/(Loss)	Gain/(Loss)%	Portfolio Weight%
ANZ.AX	Australia And New Zealand Banking Group Limited	2,440.00	18.640000	45,481.60	21.74	53,051.28	(7,569.68)	(14.27) %	1.64 %
ANZ.AX	Australia And New Zealand Banking Group Limited	1,000.00	18.640000	18,640.00	23.23	23,225.00	(4,585.00)	(19.74) %	0.67 %
ANZ.AX	Australia And New Zealand Banking Group Limited	4,264.00	18.640000	79,480.96	19.37	82,613.72	(3,132.76)	(3.79) %	2.87 %
BPT.AX	Beach Energy Limited	9,000.00	1.520000	13,680.00	1.33	11,951.80	1,728.20	14.46 %	0.49 %
BHP.AX	BHP Group Limited	1,291.00	35.820000	46,243.62	18.83	24,309.43	21,934.19	90.23 %	1.67 %
BHP.AX	BHP Group Limited	3,573.00	35.820000	127,984.86	5.63	20,120.29	107,864.57	536.10 %	4.62 %
CUV.AX	Clinovel Pharmaceuticals Limited	100.00	25.650000	2,565.00	26.69	2,668.50	(103.50)	(3.88) %	0.09 %
COL.AX	Coles Group Limited	1,044.00	17.170000	17,925.48	8.91	9,299.34	8,626.14	92.76 %	0.65 %
CBA.AX	Commonwealth Bank Of Australia	1,661.00	69.420000	115,306.62	52.23	86,757.52	28,549.10	32.91 %	4.16 %
CBA.AX	Commonwealth Bank Of Australia	200.00	69.420000	13,884.00	50.63	10,126.00	3,758.00	37.11 %	0.50 %
CGC.AX	Costa Group Holdings Limited	2,850.00	2.900000	8,265.00	5.31	15,123.45	(6,858.45)	(45.35) %	0.30 %
CSL.AX	CSL Limited	122.00	287.000000	35,014.00	211.55	25,808.67	9,205.33	35.67 %	1.26 %
DTL.AX	Data#3 Limited	1,275.00	4.540000	5,788.50	4.11	5,235.00	553.50	10.57 %	0.21 %
DEG.AX	De Grey Mining Limited	2,000.00	0.905000	1,810.00	0.88	1,753.00	57.00	3.25 %	0.07 %
ELD.AX	Elders Limited	2,025.00	9.420000	19,075.50	7.56	15,309.00	3,766.50	24.60 %	0.69 %
FLT.AX	Flight Centre Travel Group Limited	173.00	11.120000	1,923.76	38.00	6,573.60	(4,649.84)	(70.74) %	0.07 %
MQG.AX	Macquarie Group Limited	901.00	118.600000	106,858.60	94.52	85,162.10	21,696.50	25.48 %	3.86 %
MQG.AX	Macquarie Group Limited	378.00	118.600000	44,830.80	55.75	21,071.99	23,758.81	112.75 %	1.62 %
MFG.AX	Magellan Financial Group Limited	200.00	58.010000	11,602.00	59.03	11,806.00	(204.00)	(1.73) %	0.42 %
MPL.AX	Medibank Private Limited	2,029.00	2.990000	6,066.71	2.04	4,149.30	1,917.41	46.21 %	0.22 %
NAN.AX	Nanosonics Limited	1,600.00	6.820000	10,912.00	6.39	10,222.96	689.04	6.74 %	0.39 %
NAB.AX	National Australia Bank Limited	2,530.00	18.220000	46,096.60	21.48	54,354.51	(8,257.91)	(15.19) %	1.66 %
NAB.AX	National Australia Bank Limited	5,079.00	18.220000	92,539.38	23.81	120,916.77	(28,377.39)	(23.47) %	3.34 %
NST.AX	Northern Star Resources Ltd	1,170.00	13.360000	15,631.20	12.99	15,193.80	437.40	2.88 %	0.56 %

MJ & JK Renison Superannuation Fund

Investment Summary Report

As at 30 June 2020

Investment		Units	Market Price	Market Value	Average Cost	Accounting Cost	Unrealised Gain/(Loss)	Gain/(Loss)%	Portfolio Weight%
ORG.AX	Origin Energy Limited	1,250.00	5.840000	7,300.00	8.16	10,195.50	(2,895.50)	(28.40) %	0.26 %
ORG.AX	Origin Energy Limited	2,367.00	5.840000	13,823.28	11.37	26,922.91	(13,099.63)	(48.66) %	0.50 %
ORG.AX	Origin Energy Limited	2,224.00	5.840000	12,988.16	9.48	21,088.19	(8,100.03)	(38.41) %	0.47 %
PNV.AX	Polynovo Limited	1,300.00	2.540000	3,302.00	1.89	2,451.00	851.00	34.72 %	0.12 %
QAN.AX	Qantas Airways Limited	2,750.00	3.780000	10,395.00	3.70	10,186.50	208.50	2.05 %	0.38 %
QBE.AX	QBE Insurance Group Limited	650.00	8.860000	5,759.00	17.38	11,295.81	(5,536.81)	(49.02) %	0.21 %
QBE.AX	QBE Insurance Group Limited	1,991.00	8.860000	17,640.26	8.39	16,695.33	944.93	5.66 %	0.64 %
RHC.AX	Ramsay Health Care Limited	198.00	66.520000	13,170.96	60.96	12,070.50	1,100.46	9.12 %	0.48 %
RIO.AX	RIO Tinto Limited	545.00	97.960000	53,388.20	52.80	28,775.01	24,613.19	85.54 %	1.93 %
RIO.AX	RIO Tinto Limited	783.00	97.960000	76,702.68	37.40	29,286.22	47,416.46	161.91 %	2.77 %
STO.AX	Santos Limited	11,510.00	5.300000	61,003.00	6.07	69,808.72	(8,805.72)	(12.61) %	2.20 %
SXY.AX	Senex Energy Limited	16,000.00	0.225000	3,600.00	0.65	10,385.00	(6,785.00)	(65.33) %	0.13 %
SHL.AX	Sonic Healthcare Limited - Ordinary Fully Paid (GG)	220.00	30.430000	6,694.60	22.58	4,967.60	1,727.00	34.77 %	0.24 %
S32.AX	South32 Limited	11,116.00	2.040000	22,676.64	2.73	30,305.58	(7,628.94)	(25.17) %	0.82 %
S32.AX	South32 Limited	6,250.00	2.040000	12,750.00	0.43	2,690.63	10,059.37	373.87 %	0.46 %
SPT.AX	Splitit Payments Ltd	2,000.00	1.180000	2,360.00	1.75	3,503.00	(1,143.00)	(32.63) %	0.09 %
TLS.AX	Telstra Corporation Limited	39,815.00	3.130000	124,620.95	4.31	171,557.27	(46,936.32)	(27.36) %	4.50 %
TLS.AX	Telstra Corporation Limited	3,000.00	3.130000	9,390.00	4.15	12,457.50	(3,067.50)	(24.62) %	0.34 %
TPM.AX	TPG Telecom Limited	1,715.00	8.930000	15,314.95	6.09	10,442.98	4,871.97	46.65 %	0.55 %
TWE.AX	Treasury Wine Estates Limited	1,200.00	10.480000	12,576.00	13.87	16,646.00	(4,070.00)	(24.45) %	0.45 %
TWE.AX	Treasury Wine Estates Limited	900.00	10.480000	9,432.00	11.45	10,301.00	(869.00)	(8.44) %	0.34 %
VUK.AX	Virgin Money UK Plc	396.00	1.655000	655.38	4.02	1,590.93	(935.55)	(58.81) %	0.02 %
VUK.AX	Virgin Money UK Plc	1,269.00	1.655000	2,100.20	4.01	5,091.74	(2,991.54)	(58.75) %	0.08 %
WGB.AX	WAM Global Limited	5,000.00	1.865000	9,325.00	1.98	9,908.00	(583.00)	(5.88) %	0.34 %
WGB.AX	WAM Global Limited	9,100.00	1.865000	16,971.50	2.20	20,020.00	(3,048.50)	(15.23) %	0.61 %
WES.AX	Wesfarmers Limited	522.00	44.830000	23,401.26	13.00	6,783.91	16,617.35	244.95 %	0.84 %

MJ & JK Renison Superannuation Fund

Investment Summary Report

As at 30 June 2020

Investment		Units	Market Price	Market Value	Average Cost	Accounting Cost	Unrealised Gain/(Loss)	Gain/(Loss)%	Portfolio Weight%
WBC.AX	Westpac Banking Corporation	3,234.00	17.950000	58,050.30	20.04	64,811.61	(6,761.31)	(10.43) %	2.09 %
WBC.AX	Westpac Banking Corporation	522.00	17.950000	9,369.90	22.69	11,844.02	(2,474.12)	(20.89) %	0.34 %
WBC.AX	Westpac Banking Corporation	7,163.00	17.950000	128,575.85	20.05	143,644.65	(15,068.80)	(10.49) %	4.64 %
WPL.AX	Woodside Petroleum Limited	2,528.00	21.650000	54,731.20	5.62	14,199.04	40,532.16	285.46 %	1.97 %
WPL.AX	Woodside Petroleum Ltd	3,867.00	21.650000	83,720.55	21.46	82,989.74	730.81	0.88 %	3.02 %
WOW.AX	Woolworths Group Limited	1,825.00	37.280000	68,036.00	25.96	47,379.92	20,656.08	43.60 %	2.45 %
WOR.AX	WorleyParsons Limited	505.00	8.720000	4,403.60	26.27	13,265.80	(8,862.20)	(66.80) %	0.16 %
				1,935,912.27		1,741,890.16	194,022.11	11.14 %	69.85 %
Shares in Listed Companies (Overseas)									
MRK.NYE	Merck & Co Inc	310.00	112.676700	34,929.78	82.89	25,695.96	9,233.82	35.93 %	1.26 %
DIA.NYE	SSgA Active Trust - SPDR Dow Jones Industrial Average ETF	40.00	382.515800	15,300.63	328.51	13,140.55	2,160.08	16.44 %	0.55 %
				50,230.41		38,836.51	11,393.90	29.34 %	1.81 %
Units in Listed Unit Trusts (Australian)									
AQR.AX	Apn Convenience Retail Reit	12,600.00	3.400000	42,840.00	2.99	37,691.40	5,148.60	13.66 %	1.55 %
NDQ.AX	Betashares Nasdaq 100 ETF	670.00	24.730000	16,569.10	23.33	15,630.40	938.70	6.01 %	0.60 %
MGR.AX	Mirvac Group	3,150.00	2.170000	6,835.50	3.21	10,113.00	(3,277.50)	(32.41) %	0.25 %
SCP.AX	Shopping Centre Australasia Property Group	7,998.00	2.180000	17,435.64	1.97	15,720.00	1,715.64	10.91 %	0.63 %
SKI.AX	Spark Infrastructure Group - Stapled \$0.65 Loan Note And Unit Us Prohibited	4,888.00	2.160000	10,558.08	2.21	10,786.60	(228.52)	(2.12) %	0.38 %
SYD.AX	Sydney Airport	8,157.00	5.670000	46,250.19	2.20	17,974.77	28,275.42	157.31 %	1.67 %
SYD.AX	Sydney Airport Group	11,373.00	5.670000	64,484.91	4.03	45,817.73	18,667.18	40.74 %	2.33 %
				204,973.42		153,733.90	51,239.52	33.33 %	7.40 %
				2,771,472.22		2,521,972.52	249,499.70	9.89 %	100.00 %

MJ & JK Renison Superannuation Fund

Investment Income Report

As at 30 June 2020

Investment	Total Income	Franked	Unfranked	Interest/ Other	Franking Credits	Foreign Income	Foreign Credits * 1	Assessable Income	TFN Credits	Other Deductions	Distributed Capital Gains	Non-Assessable Payments
								(Excl. Capital Gains) * 2				
Bank Accounts												
Cash at Bank - ANZ Business Online Saver	100.38			100.38	0.00	0.00	0.00	100.38			0.00	0.00
Cash at Bank - Bell Potter Cash Account	23.46			23.46	0.00	0.00	0.00	23.46			0.00	0.00
Cash at Bank - CBA Direct Investment Account	87.96			87.96	0.00	0.00	0.00	87.96			0.00	0.00
Cash at Bank - UBank Saver	46.59			46.59	0.00	0.00	0.00	46.59			0.00	0.00
	258.39			258.39	0.00	0.00	0.00	258.39			0.00	0.00
Managed Investments (Australian)												
MGE0006AU Magellan Infrastructure Fund (Unhedged)	919.94	4.17	8.42	16.11	2.49	110.80	64.72	206.71	0.00	0.00	101.98	678.46
PLA0004AU Platinum Asia Fund	2,513.21	0.00	0.00	85.06	0.00	566.08	40.38	689.48	0.00	0.00	1,864.11	0.00
PLA0002AU Platinum International Fund	1,265.94	0.00	0.00	0.00	1.04	0.00	9.96	1.04	0.00	0.00	1,275.90	0.00
	4,699.09	4.17	8.42	101.17	3.53	676.88	115.06	897.23	0.00	0.00	3,241.99	678.46
Shares in Listed Companies (Australian)												
AGL.AX AGL Energy Limited	4,380.06	3,504.05	876.01		1,501.73			5,881.79		0.00		
AGL.AX AGL Energy Limited	851.20	680.96	170.24		291.84			1,143.04		0.00		
AMC.AX Amcor Limited	226.20	0.00	226.20		0.00			226.20		0.00		
ASX.AX ASX Limited	547.66	547.66	0.00		234.71			782.37		0.00		
ANZ.AX Australia And New Zealand Banking Group Limited	3,904.00	3,318.40	585.60		1,422.17			5,326.17		0.00		
ANZ.AX Australia And New Zealand Banking Group Limited	6,822.40	5,799.04	1,023.36		2,485.30			9,307.70		0.00		
ANZ.AX Australia And New Zealand Banking Group Limited	1,600.00	1,360.00	240.00		582.86			2,182.86		0.00		
BPT.AX Beach Energy Limited	100.00	100.00	0.00		42.86			142.86		0.00		
BHP.AX BHP Group Limited	2,378.26	2,378.26	0.00		1,019.25			3,397.51		0.00		
BHP.AX BHP Group Limited	7,614.28	7,614.28	0.00		3,263.26			10,877.54		0.00		
CWY.AX Cleanaway Waste Management Limited	95.00	95.00	0.00		40.71			135.71		0.00		
COL.AX Coles Group Limited	683.82	683.82	0.00		293.07			976.89		0.00		
CBA.AX Commonwealth Bank Of Australia	7,158.91	7,158.91	0.00		3,068.10			10,227.01		0.00		

MJ & JK Renison Superannuation Fund

Investment Income Report

As at 30 June 2020

Investment		Total Income	Franked	Unfranked	Interest/ Other	Franking Credits	Foreign Income	Foreign Credits * 1	Assessable Income	TFN Credits	Other Deductions	Distributed Capital Gains	Non-Assessable Payments
									(Excl. Capital Gains) * 2				
CBA.AX	Commonwealth Bank Of Australia	862.00	862.00	0.00		369.43			1,231.43		0.00		
CGC.AX	Costa Group Holdings Limited	370.65	156.75	213.90		67.18	0.00	0.00	437.83	0.00	0.00		
CSL.AX	CSL Limited	307.21	0.00	307.21		0.00			307.21		0.00		
ELD.AX	Elders Limited	135.00	135.00	0.00		57.86			192.86		0.00		
FLT.AX	Flight Centre Travel Group Limited	98.00	98.00	0.00		42.00			140.00		0.00		
MQG.AX	Macquarie Group Limited	2,305.80	990.36	1,315.44		424.44			2,730.24		0.00		
MQG.AX	Macquarie Group Limited	2,953.60	1,721.02	2,324.58		737.58			4,783.18	1,092.00	0.00		
MPL.AX	Medibank Private Limited	316.53	316.53	0.00		135.65			452.18		0.00		
NAB.AX	National Australia Bank Limited	8,431.14	8,431.14	0.00		3,613.34			12,044.48		0.00		
NAB.AX	National Australia Bank Limited	2,634.42	2,634.42	0.00		1,129.04			3,763.46		0.00		
NWSLV.AX	News Corporation - Class A Non-Voting Common Stock-Cdi	16.20	0.00	0.00		0.00	16.20	6.94	23.14		0.00		
ORG.AX	Origin Energy Limited	710.10	710.10	0.00		304.32			1,014.42		0.00		
ORG.AX	Origin Energy Limited	667.20	667.20	0.00		285.94			953.14		0.00		
ORG.AX	Origin Energy Limited	375.00	375.00	0.00		160.72			535.72		0.00		
QBE.AX	QBE Insurance Group Limited	338.00	150.15	187.85		64.35			402.35		0.00		
QBE.AX	QBE Insurance Group Limited	1,035.32	459.92	575.40		197.11			1,232.43		0.00		
RHC.AX	Ramsay Health Care Limited	231.00	231.00	0.00		99.00			330.00		0.00		
RIO.AX	RIO Tinto Limited	5,146.82	5,146.82	0.00		2,205.78			7,352.60		0.00		
RIO.AX	RIO Tinto Limited	3,582.40	3,582.40	0.00		1,535.31			5,117.71		0.00		
RHL.AX	Ruralco Holdings Limited	840.00	840.00	0.00		360.00			1,200.00		0.00		
STO.AX	Santos Limited	1,892.79	1,892.79	0.00		811.19			2,703.98		0.00		
S32.AX	South32 Limited	684.72	684.72	0.00		293.45			978.17		0.00		
S32.AX	South32 Limited	465.77	465.77	0.00		199.62			665.39		0.00		
TLS.AX	Telstra Corporation Limited	6,370.40	6,370.40	0.00		2,730.18			9,100.58		0.00		
TLS.AX	Telstra Corporation Limited	480.00	480.00	0.00		205.72			685.72		0.00		
TPM.AX	TPG Telecom Limited	85.75	85.75	0.00		36.75			122.50		0.00		

MJ & JK Renison Superannuation Fund

Investment Income Report

As at 30 June 2020

Investment		Total Income	Franked	Unfranked	Interest/ Other	Franking Credits	Foreign Income	Foreign Credits * 1	Assessable Income		Other Deductions	Distributed Capital Gains	Non-Assessable Payments
									(Excl. Capital Gains) * 2	TFN Credits			
TWE.AX	Treasury Wine Estates Limited	180.00	180.00	0.00		77.14			257.14		0.00		
TWE.AX	Treasury Wine Estates Limited	340.00	340.00	0.00		145.72			485.72		0.00		
WGB.AX	WAM Global Limited	455.00	455.00	0.00		195.00			650.00		0.00		
WGB.AX	WAM Global Limited	250.00	250.00	0.00		107.15			357.15		0.00		
SOL.AX	Washington H Soul Pattinson & Company Limited	106.42	106.42	0.00		45.61			152.03		0.00		
WES.AX	Wesfarmers Limited	798.66	798.66	0.00		342.29			1,140.95		0.00		
WBC.AX	Westpac Banking Corporation	2,587.20	2,587.20	0.00		1,108.80			3,696.00		0.00		
WBC.AX	Westpac Banking Corporation	417.60	417.60	0.00		178.97			596.57		0.00		
WBC.AX	Westpac Banking Corporation	5,730.40	5,730.40	0.00		2,455.89			8,186.29		0.00		
WPL.AX	Woodside Petroleum Limited	3,447.44	3,447.44	0.00		1,477.47			4,924.91		0.00		
WPL.AX	Woodside Petroleum Ltd	4,591.60	4,591.60	0.00		1,967.83			6,559.43		0.00		
WOW.AX	Woolworths Group Limited	1,879.75	1,879.75	0.00		805.61			2,685.36		0.00		
WOR.AX	WorleyParsons Limited	202.00	0.00	202.00		0.00			202.00		0.00		
		98,683.68	91,511.69	8,247.79		39,219.30	16.20	6.94	139,001.92	1,092.00	0.00		
Shares in Listed Companies (Overseas)													
MRK.NYE	Merck & Co Inc	755.48					755.48	323.81	1,079.29		0.00		
DIA.NYE	SSgA Active Trust - SPDR Dow Jones Industrial Average ETF	245.41					245.41	105.08	350.49		0.00		
		1,000.89					1,000.89	428.89	1,429.78		0.00		
Term Deposits													
	Term Deposit - Heritage ***344	3,241.13			3,241.13	0.00	0.00	0.00	3,241.13			0.00	0.00
	Term Deposit - ME Bank ***834	4,163.01			4,163.01	0.00	0.00	0.00	4,163.01			0.00	0.00
	Term Deposit - UBank ***917	1,128.59			1,128.59	0.00	0.00	0.00	1,128.59			0.00	0.00
		8,532.73			8,532.73	0.00	0.00	0.00	8,532.73			0.00	0.00
Units in Listed Unit Trusts (Australian)													
AQR.AX	Apn Convenience Retail Reit	2,289.00			764.75	0.00	0.00	0.00	764.75		0.00	65.18	1,459.07
NDQ.AX	Betashares Nasdaq 100 ETF	434.68	0.00	0.00	0.00	0.00	53.18	17.98	71.16	0.00	0.00	381.50	0.00

MJ & JK Renison Superannuation Fund

Investment Income Report

As at 30 June 2020

Investment	Total Income	Franked	Unfranked	Interest/ Other	Franking Credits	Foreign Income	Foreign Credits * 1	Assessable Income	TFN Credits	Other Deductions	Distributed Capital Gains	Non- Assessable Payments
								(Excl. Capital Gains) * 2				
MGR.AX Mirvac Group	43.50			66.04	0.00	0.00	0.00	66.04	51.00	0.00	15.90	12.56
SCP.AX Shopping Centre Australasia Property Group	999.75	0.00	0.00	852.19	0.00	0.00	0.00	852.19	0.00	0.00	69.28	78.28
SKI.AX Spark Infrastructure Group - Stapled \$0.65 Loan Note And Unit Us Prohibited	733.20			344.60	0.00	0.00	0.00	344.60		0.00	0.00	388.60
SYD.AX Sydney Airport	3,181.23	0.00	2,341.06	837.67	0.00	0.00	0.00	3,178.73	0.00	0.00	0.00	2.50
SYD.AX Sydney Airport Group	4,435.47	0.00	3,264.05	1,167.94	0.00	0.00	0.00	4,431.99	0.00	0.00	0.00	3.48
	12,116.83	0.00	5,605.11	4,033.19	0.00	53.18	17.98	9,709.46	51.00	0.00	531.86	1,944.49
	125,291.61	91,515.86	13,861.32	12,925.48	39,222.83	1,747.15	568.87	159,829.51	1,143.00	0.00	3,773.85	2,622.95

Assessable Income (Excl. Capital Gains) **159,829.51**

Net Capital Gain **2,677.05**

Total Assessable Income 162,506.56

* 1 Includes foreign credits from foreign capital gains.

* 2 Assessable Income in the SMSF Annual Return will be different as capital gains and losses from disposals of assets have not been included.

For a breakdown of Distributed Capital Gains and Non-Assessable Payments refer to Distributions Reconciliation Report.

MJ & JK Renison Superannuation Fund

Realised Capital Gains Report

For The Period 01 July 2019 - 30 June 2020

Investment		Accounting Treatment				Tax Treatment						
Purchase Contract Date	Disposal Contract Date	Units	Cost	Proceeds	Accounting Profit/(Loss)	Adjusted Cost Base	Reduced Cost Base	Indexed Cost Base	Indexed Gains	Discounted Gains (Gross)	Other Gains	Capital Loss
Managed Investments (Australian)												
Magellan Infrastructure Fund (Unhedged)		0.00	0.00	0.00	0.00	0.00	0.00	0.00	0.00	101.98	0.00	0.00
		0.00	0.00	0.00	0.00	0.00	0.00	0.00	0.00	101.98	0.00	0.00
Platinum Asia Fund		0.00	0.00	0.00	0.00	0.00	0.00	0.00	0.00	1,382.66	481.45	0.00
		0.00	0.00	0.00	0.00	0.00	0.00	0.00	0.00	1,382.66	481.45	0.00
Platinum International Fund		0.00	0.00	0.00	0.00	0.00	0.00	0.00	0.00	1,276.91	0.00	0.00
		0.00	0.00	0.00	0.00	0.00	0.00	0.00	0.00	1,276.91	0.00	0.00
		0.00	0.00	0.00	0.00	0.00	0.00	0.00	0.00	2,761.55	481.45	0.00
Shares in Listed Companies (Australian)												
A2M.AX - The A2 Milk Company Limited		500.00	6,658.00	7,417.00	759.00	6,658.00	6,658.00	0.00	0.00	0.00	759.00	0.00
		500.00	6,658.00	7,417.00	759.00	6,658.00	6,658.00	0.00	0.00	0.00	759.00	0.00
AGL.AX1 - AGL Energy Limited		542.00	7,021.90	10,886.93	3,865.03	7,021.90	7,021.90	0.00	0.00	3,865.03	0.00	0.00
24/11/2014	17/02/2020	274.00	3,547.03	5,503.73	1,956.69	3,547.03	3,547.03	0.00	0.00	1,956.69	0.00	0.00
24/11/2014	17/02/2020	223.00	2,886.70	4,479.31	1,592.61	2,886.70	2,886.70	0.00	0.00	1,592.61	0.00	0.00
24/11/2014	17/02/2020	195.00	2,525.86	3,916.89	1,391.02	2,525.86	2,525.86	0.00	0.00	1,391.02	0.00	0.00
24/11/2014	17/02/2020	96.00	1,252.11	1,928.31	676.21	1,252.11	1,252.11	0.00	0.00	676.21	0.00	0.00

MJ & JK Renison Superannuation Fund

Realised Capital Gains Report

For The Period 01 July 2019 - 30 June 2020

Investment		Accounting Treatment				Tax Treatment						
Purchase Contract Date	Disposal Contract Date	Units	Cost	Proceeds	Accounting Profit/(Loss)	Adjusted Cost Base	Reduced Cost Base	Indexed Cost Base	Indexed Gains	Discounted Gains (Gross)	Other Gains	Capital Loss
Shares in Listed Companies (Australian)												
		1,330.00	17,233.60	26,715.17	9,481.56	17,233.60	17,233.60	0.00	0.00	9,481.56	0.00	0.00
APT.AX - Afterpay Limited												
17/01/2020	12/02/2020	300.00	10,029.00	11,559.00	1,530.00	10,029.00	10,029.00	0.00	0.00	0.00	1,530.00	0.00
		300.00	10,029.00	11,559.00	1,530.00	10,029.00	10,029.00	0.00	0.00	0.00	1,530.00	0.00
ASX.AX - ASX Limited												
22/02/2019	04/12/2019	150.00	10,572.00	11,725.71	1,153.71	10,572.00	10,572.00	0.00	0.00	0.00	1,153.71	0.00
04/02/2019	04/12/2019	75.00	4,833.00	5,862.85	1,029.85	4,833.00	4,833.00	0.00	0.00	0.00	1,029.85	0.00
		225.00	15,405.00	17,588.56	2,183.56	15,405.00	15,405.00	0.00	0.00	0.00	2,183.56	0.00
BGA.AX - Bega Cheese Limited												
14/01/2020	30/01/2020	1,750.00	7,960.50	7,492.04	(468.46)	7,960.50	7,960.50	0.00	0.00	0.00	0.00	(468.46)
		1,750.00	7,960.50	7,492.04	(468.46)	7,960.50	7,960.50	0.00	0.00	0.00	0.00	(468.46)
BPT.AX - Beach Energy Limited												
01/03/2016	18/12/2019	5,000.00	2,775.00	13,517.00	10,742.00	2,775.00	2,775.00	0.00	0.00	10,742.00	0.00	0.00
14/02/2020	02/04/2020	4,500.00	9,344.70	5,749.50	(3,595.20)	9,344.70	9,344.70	0.00	0.00	0.00	0.00	(3,595.20)
		9,500.00	12,119.70	19,266.50	7,146.80	12,119.70	12,119.70	0.00	0.00	10,742.00	0.00	(3,595.20)
CBA.AX - Commonwealth Bank Of Australia												
07/09/2015	16/06/2020	80.00	5,958.78	5,316.60	(642.18)	5,958.78	5,958.78	0.00	0.00	0.00	0.00	(642.18)
		80.00	5,958.78	5,316.60	(642.18)	5,958.78	5,958.78	0.00	0.00	0.00	0.00	(642.18)
CUV.AX - Clinovel Pharmaceuticals Limited												

MJ & JK Renison Superannuation Fund

Realised Capital Gains Report

For The Period 01 July 2019 - 30 June 2020

Investment		Accounting Treatment				Tax Treatment						
Purchase Contract Date	Disposal Contract Date	Units	Cost	Proceeds	Accounting Profit/(Loss)	Adjusted Cost Base	Reduced Cost Base	Indexed Cost Base	Indexed Gains	Discounted Gains (Gross)	Other Gains	Capital Loss
Shares in Listed Companies (Australian)												
17/06/2020	30/06/2020	100.00	2,668.50	2,457.00	(211.50)	2,668.50	2,668.50	0.00	0.00	0.00	0.00	(211.50)
		100.00	2,668.50	2,457.00	(211.50)	2,668.50	2,668.50	0.00	0.00	0.00	0.00	(211.50)
CVN.AX - Carnarvon Petroleum Limited												
10/08/2018	13/12/2019	10,000.00	6,333.00	3,133.50	(3,199.50)	6,333.00	6,333.00	0.00	0.00	0.00	0.00	(3,199.50)
28/08/2014	13/12/2019	10,000.00	2,533.00	3,133.50	600.50	2,533.00	2,533.00	0.00	0.00	600.50	0.00	0.00
		20,000.00	8,866.00	6,267.00	(2,599.00)	8,866.00	8,866.00	0.00	0.00	600.50	0.00	(3,199.50)
CWY.AX - Cleanaway Waste Management Limited												
29/03/2019	13/09/2019	5,000.00	11,283.00	10,192.00	(1,091.00)	11,283.00	11,283.00	0.00	0.00	0.00	0.00	(1,091.00)
		5,000.00	11,283.00	10,192.00	(1,091.00)	11,283.00	11,283.00	0.00	0.00	0.00	0.00	(1,091.00)
MFG.AX - Magellan Financial Group Limited												
29/11/2019	03/02/2020	200.00	10,641.76	13,067.00	2,425.24	10,641.76	10,641.76	0.00	0.00	0.00	2,425.24	0.00
		200.00	10,641.76	13,067.00	2,425.24	10,641.76	10,641.76	0.00	0.00	0.00	2,425.24	0.00
NST.AX - Northern Star Resources Ltd												
28/04/2020	27/05/2020	300.00	3,978.00	4,164.00	186.00	3,978.00	3,978.00	0.00	0.00	0.00	186.00	0.00
		300.00	3,978.00	4,164.00	186.00	3,978.00	3,978.00	0.00	0.00	0.00	186.00	0.00
NWSLV.AX - News Corporation - Class A Non-Voting Common Stock-Cdi												
01/07/2013	18/09/2019	156.00	9,164.00	3,199.32	(5,964.68)	9,164.00	9,164.00	0.00	0.00	0.00	0.00	(5,964.68)
		156.00	9,164.00	3,199.32	(5,964.68)	9,164.00	9,164.00	0.00	0.00	0.00	0.00	(5,964.68)

MJ & JK Renison Superannuation Fund

Realised Capital Gains Report

For The Period 01 July 2019 - 30 June 2020

Investment		Accounting Treatment				Tax Treatment						
Purchase Contract Date	Disposal Contract Date	Units	Cost	Proceeds	Accounting Profit/(Loss)	Adjusted Cost Base	Reduced Cost Base	Indexed Cost Base	Indexed Gains	Discounted Gains (Gross)	Other Gains	Capital Loss
Shares in Listed Companies (Australian)												
OSH.AX1 - Oil Search Limited												
14/04/2020	16/06/2020	1,800.00	4,983.00	5,799.00	816.00	4,983.00	4,983.00	0.00	0.00	0.00	816.00	0.00
		1,800.00	4,983.00	5,799.00	816.00	4,983.00	4,983.00	0.00	0.00	0.00	816.00	0.00
RHL.AX - Ruralco Holdings Limited												
23/08/2018	06/08/2019	1,000.00	2,826.50	3,560.00	733.50	2,826.50	2,826.50	0.00	0.00	0.00	733.50	0.00
		1,000.00	2,826.50	3,560.00	733.50	2,826.50	2,826.50	0.00	0.00	0.00	733.50	0.00
SEK.AX - Seek Limited												
30/01/2020	03/02/2020	250.00	5,788.00	5,424.50	(363.50)	5,788.00	5,788.00	0.00	0.00	0.00	0.00	(363.50)
		250.00	5,788.00	5,424.50	(363.50)	5,788.00	5,788.00	0.00	0.00	0.00	0.00	(363.50)
SOL.AX - Washington H Soul Pattinson & Company Limited												
01/04/2019	10/01/2020	313.00	8,418.73	6,871.78	(1,546.95)	8,418.73	8,418.73	0.00	0.00	0.00	0.00	(1,546.95)
		313.00	8,418.73	6,871.78	(1,546.95)	8,418.73	8,418.73	0.00	0.00	0.00	0.00	(1,546.95)
		42,804.00	143,982.07	156,356.47	12,374.39	143,982.07	143,982.07	0.00	0.00	20,824.06	8,633.30	(17,082.97)
Units in Listed Unit Trusts (Australian)												
AQR.AX - Apn Convenience Retail Reit												
13/12/2019	24/06/2020	1,600.00	5,521.60	5,711.00	189.40	5,357.20	5,357.20	0.00	0.00	0.00	353.80	0.00
		0.00	0.00	0.00	0.00	0.00	0.00	0.00	0.00	65.18	0.00	0.00
		1,600.00	5,521.60	5,711.00	189.40	5,357.20	5,357.20	0.00	0.00	65.18	353.80	0.00
Betashares Nasdaq 100 ETF												

MJ & JK Renison Superannuation Fund
Realised Capital Gains Report

For The Period 01 July 2019 - 30 June 2020

Investment		Accounting Treatment				Tax Treatment						
Purchase Contract Date	Disposal Contract Date	Units	Cost	Proceeds	Accounting Profit/(Loss)	Adjusted Cost Base	Reduced Cost Base	Indexed Cost Base	Indexed Gains	Discounted Gains (Gross)	Other Gains	Capital Loss
Units in Listed Unit Trusts (Australian)												
		0.00	0.00	0.00	0.00	0.00	0.00	0.00	0.00	381.50	0.00	0.00
		0.00	0.00	0.00	0.00	0.00	0.00	0.00	0.00	381.50	0.00	0.00
Mirvac Group												
		0.00	0.00	0.00	0.00	0.00	0.00	0.00	0.00	15.90	0.00	0.00
		0.00	0.00	0.00	0.00	0.00	0.00	0.00	0.00	15.90	0.00	0.00
Shopping Centre Australasia Property Group												
		0.00	0.00	0.00	0.00	0.00	0.00	0.00	0.00	69.28	0.00	0.00
		0.00	0.00	0.00	0.00	0.00	0.00	0.00	0.00	69.28	0.00	0.00
USD.AX - Betashares U.s. Dollar ETF												
19/09/2018	01/05/2020	750.00	10,218.00	11,269.50	1,051.50	10,218.00	10,218.00	0.00	0.00	1,051.50	0.00	0.00
		750.00	10,218.00	11,269.50	1,051.50	10,218.00	10,218.00	0.00	0.00	1,051.50	0.00	0.00
		2,350.00	15,739.60	16,980.50	1,240.90	15,575.20	15,575.20	0.00	0.00	1,583.36	353.80	0.00
		45,154.00	159,721.67	173,336.97	13,615.29	159,557.27	159,557.27	0.00	0.00	25,168.97	9,468.55	(17,082.97)

MJ & JK Renison Superannuation Fund

Members Statement

Michael John Renison
 111 George St West
 Burleigh Heads, Queensland, 4220, Australia

Your Details

Date of Birth :	Provided	Nominated Beneficiaries	N/A
Age:	71	Vested Benefits	831,756
Tax File Number:	Provided	Total Death Benefit	831,756
Date Joined Fund:	16/06/1996	Current Salary	0
Service Period Start Date:	16/06/1996	Previous Salary	0
Date Left Fund:		Disability Benefit	0
Member Code:	RENMIC00002P		
Account Start Date	01/07/2013		
Account Phase:	Retirement Phase		
Account Description:	ABP1		

Your Balance

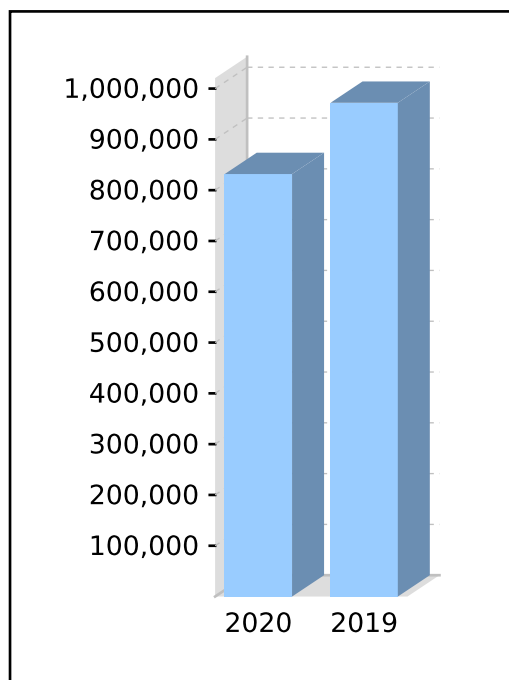
Total Benefits 831,756

Preservation Components

Preserved
 Unrestricted Non Preserved 831,756
 Restricted Non Preserved

Tax Components

Tax Free (0.00%)
 Taxable 831,756
 Investment Earnings Rate -12%



Your Detailed Account Summary

	This Year	Last Year
Opening balance at 01/07/2019	972,048	897,307
<u>Increases to Member account during the period</u>		
Employer Contributions		
Personal Contributions (Concessional)		
Personal Contributions (Non Concessional)		
Government Co-Contributions		
Other Contributions		
Proceeds of Insurance Policies		
Transfers In		
Net Earnings	(115,992)	119,611
Internal Transfer In		
<u>Decreases to Member account during the period</u>		
Pensions Paid	24,300	44,870
Contributions Tax		
Income Tax		
No TFN Excess Contributions Tax		
Excess Contributions Tax		
Refund Excess Contributions		
Division 293 Tax		
Insurance Policy Premiums Paid		
Management Fees		
Member Expenses		
Benefits Paid/Transfers Out		
Superannuation Surcharge Tax		
Internal Transfer Out		
Closing balance at 30/06/2020	831,756	972,048

MJ & JK Renison Superannuation Fund
Members Statement

Trustee's Disclaimer

This statement has been prepared by the Trustee for the member whose name appears at the top of this statement. Every effort has been made by the Trustee to ensure the accuracy and completeness of this Statement. The Trustee does not accept any liability for any error, omission or misprint. All amounts shown in relation to benefits do not take into account any amounts which may be withheld to satisfy the requirements imposed by the Income Tax Assessment Act 1936.

Signed by all the trustees of the fund

Michael John Renison
Director

Jennifer Knight Renison
Director

MJ & JK Renison Superannuation Fund

Members Statement

Michael John Renison
 111 George St West
 Burleigh Heads, Queensland, 4220, Australia

Your Details

Date of Birth :	Provided	Nominated Beneficiaries	N/A
Age:	71	Vested Benefits	184,686
Tax File Number:	Provided	Total Death Benefit	184,686
Date Joined Fund:	16/06/1996	Current Salary	0
Service Period Start Date:	16/06/1996	Previous Salary	0
Date Left Fund:		Disability Benefit	0
Member Code:	RENMIC00003P		
Account Start Date	01/07/2013		
Account Phase:	Retirement Phase		
Account Description:	ABP2		

Your Balance

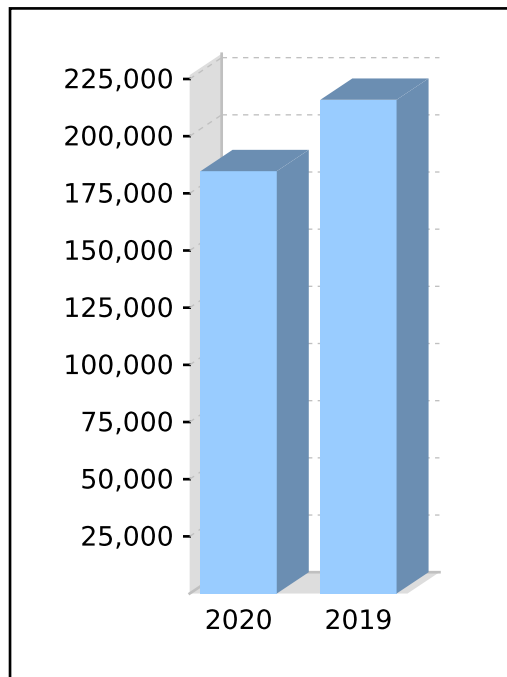
Total Benefits 184,686

Preservation Components

Preserved
 Unrestricted Non Preserved 184,686
 Restricted Non Preserved

Tax Components

Tax Free (91.47%) 168,938
 Taxable 15,748
 Investment Earnings Rate -12%



Your Detailed Account Summary

	This Year	Last Year
Opening balance at 01/07/2019	215,910	199,267
<u>Increases to Member account during the period</u>		
Employer Contributions		
Personal Contributions (Concessional)		
Personal Contributions (Non Concessional)		
Government Co-Contributions		
Other Contributions		
Proceeds of Insurance Policies		
Transfers In		
Net Earnings	(25,824)	26,603
Internal Transfer In		
<u>Decreases to Member account during the period</u>		
Pensions Paid	5,400	9,960
Contributions Tax		
Income Tax		
No TFN Excess Contributions Tax		
Excess Contributions Tax		
Refund Excess Contributions		
Division 293 Tax		
Insurance Policy Premiums Paid		
Management Fees		
Member Expenses		
Benefits Paid/Transfers Out		
Superannuation Surcharge Tax		
Internal Transfer Out		
Closing balance at 30/06/2020	184,686	215,910

MJ & JK Renison Superannuation Fund
Members Statement

Trustee's Disclaimer

This statement has been prepared by the Trustee for the member whose name appears at the top of this statement. Every effort has been made by the Trustee to ensure the accuracy and completeness of this Statement. The Trustee does not accept any liability for any error, omission or misprint. All amounts shown in relation to benefits do not take into account any amounts which may be withheld to satisfy the requirements imposed by the Income Tax Assessment Act 1936.

Signed by all the trustees of the fund

Michael John Renison
Director

Jennifer Knight Renison
Director

MJ & JK Renison Superannuation Fund

Members Statement

Michael John Renison
 111 George St West
 Burleigh Heads, Queensland, 4220, Australia

Your Details

Date of Birth :	Provided	Nominated Beneficiaries	N/A
Age:	71	Vested Benefits	51,985
Tax File Number:	Provided	Total Death Benefit	51,985
Date Joined Fund:	16/06/1996	Current Salary	0
Service Period Start Date:	16/06/1996	Previous Salary	0
Date Left Fund:		Disability Benefit	0
Member Code:	RENMIC00004P		
Account Start Date	01/07/2013		
Account Phase:	Retirement Phase		
Account Description:	ABP3		

Your Balance

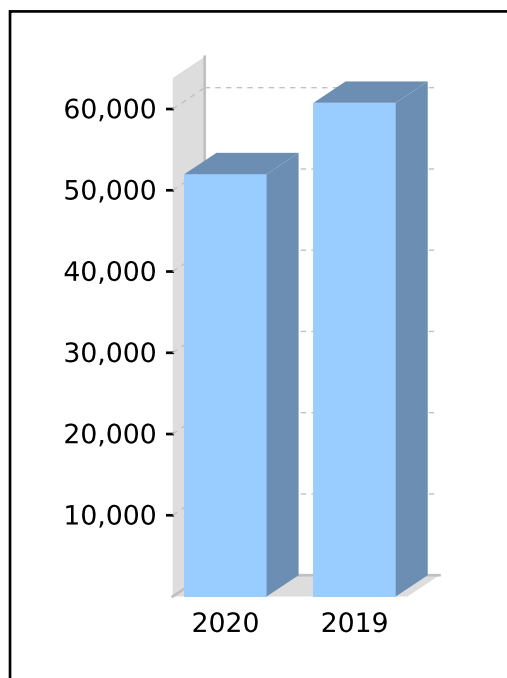
Total Benefits 51,985

Preservation Components

Preserved
 Unrestricted Non Preserved 51,985
 Restricted Non Preserved

Tax Components

Tax Free (84.23%) 43,789
 Taxable 8,196
 Investment Earnings Rate -12%



Your Detailed Account Summary

	This Year	Last Year
Opening balance at 01/07/2019	60,772	56,093
<u>Increases to Member account during the period</u>		
Employer Contributions		
Personal Contributions (Concessional)		
Personal Contributions (Non Concessional)		
Government Co-Contributions		
Other Contributions		
Proceeds of Insurance Policies		
Transfers In		
Net Earnings	(7,267)	7,478
Internal Transfer In		
<u>Decreases to Member account during the period</u>		
Pensions Paid	1,520	2,800
Contributions Tax		
Income Tax		
No TFN Excess Contributions Tax		
Excess Contributions Tax		
Refund Excess Contributions		
Division 293 Tax		
Insurance Policy Premiums Paid		
Management Fees		
Member Expenses		
Benefits Paid/Transfers Out		
Superannuation Surcharge Tax		
Internal Transfer Out		
Closing balance at 30/06/2020	51,985	60,771

MJ & JK Renison Superannuation Fund
Members Statement

Trustee's Disclaimer

This statement has been prepared by the Trustee for the member whose name appears at the top of this statement. Every effort has been made by the Trustee to ensure the accuracy and completeness of this Statement. The Trustee does not accept any liability for any error, omission or misprint. All amounts shown in relation to benefits do not take into account any amounts which may be withheld to satisfy the requirements imposed by the Income Tax Assessment Act 1936.

Signed by all the trustees of the fund

Michael John Renison
Director

Jennifer Knight Renison
Director

MJ & JK Renison Superannuation Fund

Members Statement

Michael John Renison
 111 George St West
 Burleigh Heads, Queensland, 4220, Australia

Your Details

Date of Birth : Provided
 Age: 71
 Tax File Number: Provided
 Date Joined Fund: 16/06/1996
 Service Period Start Date: 16/06/1996
 Date Left Fund:
 Member Code: RENMIC00005P
 Account Start Date 01/07/2017
 Account Phase: Retirement Phase
 Account Description: ABP4

Nominated Beneficiaries Jennifer Knight Renison
 Vested Benefits 206,549
 Total Death Benefit 206,549
 Current Salary 0
 Previous Salary 0
 Disability Benefit 0

Your Balance

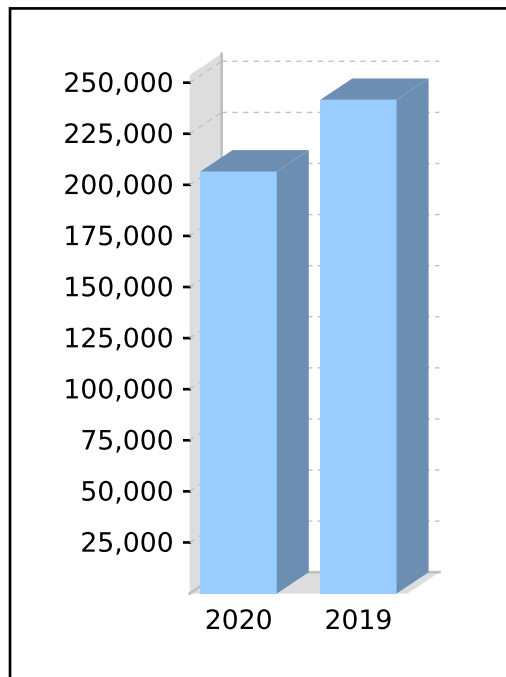
Total Benefits 206,549

Preservation Components

Preserved
 Unrestricted Non Preserved 206,549
 Restricted Non Preserved

Tax Components

Tax Free (85.53%) 176,662
 Taxable 29,887
 Investment Earnings Rate -12%



Your Detailed Account Summary

	This Year	Last Year
Opening balance at 01/07/2019	241,616	222,721
<u>Increases to Member account during the period</u>		
Employer Contributions		
Personal Contributions (Concessional)		
Personal Contributions (Non Concessional)		
Government Co-Contributions		
Other Contributions		
Proceeds of Insurance Policies		
Transfers In		
Net Earnings	(29,027)	30,036
Internal Transfer In		
<u>Decreases to Member account during the period</u>		
Pensions Paid	6,040	11,140
Contributions Tax		
Income Tax		
No TFN Excess Contributions Tax		
Excess Contributions Tax		
Refund Excess Contributions		
Division 293 Tax		
Insurance Policy Premiums Paid		
Management Fees		
Member Expenses		
Benefits Paid/Transfers Out		
Superannuation Surcharge Tax		
Internal Transfer Out		
Closing balance at 30/06/2020	206,549	241,617

MJ & JK Renison Superannuation Fund
Members Statement

Trustee's Disclaimer

This statement has been prepared by the Trustee for the member whose name appears at the top of this statement. Every effort has been made by the Trustee to ensure the accuracy and completeness of this Statement. The Trustee does not accept any liability for any error, omission or misprint. All amounts shown in relation to benefits do not take into account any amounts which may be withheld to satisfy the requirements imposed by the Income Tax Assessment Act 1936.

Signed by all the trustees of the fund

Michael John Renison
Director

Jennifer Knight Renison
Director

MJ & JK Renison Superannuation Fund

Members Statement

Jennifer Knight Renison
 111 George St West
 Burleigh Heads, Queensland, 4220, Australia

Your Details

Date of Birth :	Provided	Nominated Beneficiaries	N/A
Age:	62	Vested Benefits	26,984
Tax File Number:	Provided	Total Death Benefit	26,984
Date Joined Fund:	16/06/1996	Current Salary	0
Service Period Start Date:	16/06/1996	Previous Salary	0
Date Left Fund:		Disability Benefit	0
Member Code:	RENJEN00001A		
Account Start Date	16/06/1996		
Account Phase:	Accumulation Phase		
Account Description:	Accumulation		

Your Balance

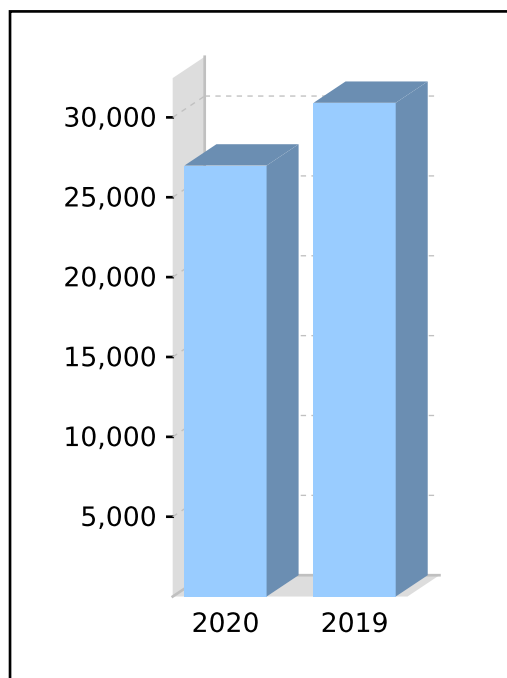
Total Benefits 26,984

Preservation Components

Preserved 5,149
 Unrestricted Non Preserved 21,835
 Restricted Non Preserved

Tax Components

Tax Free 8,136
 Taxable 18,848
 Investment Earnings Rate -13%



Your Detailed Account Summary

	This Year	Last Year
Opening balance at 01/07/2019	30,914	61,808
<u>Increases to Member account during the period</u>		
Employer Contributions		
Personal Contributions (Concessional)		
Personal Contributions (Non Concessional)		
Government Co-Contributions		
Other Contributions		
Proceeds of Insurance Policies		
Transfers In		
Net Earnings	(3,745)	7,895
Internal Transfer In		100,000
<u>Decreases to Member account during the period</u>		
Pensions Paid		
Contributions Tax		
Income Tax	185	1,127
No TFN Excess Contributions Tax		
Excess Contributions Tax		
Refund Excess Contributions		
Division 293 Tax		
Insurance Policy Premiums Paid		
Management Fees		
Member Expenses		
Benefits Paid/Transfers Out		137,662
Superannuation Surcharge Tax		
Internal Transfer Out		
Closing balance at 30/06/2020	26,984	30,914

MJ & JK Renison Superannuation Fund
Members Statement

Trustee's Disclaimer

This statement has been prepared by the Trustee for the member whose name appears at the top of this statement. Every effort has been made by the Trustee to ensure the accuracy and completeness of this Statement. The Trustee does not accept any liability for any error, omission or misprint. All amounts shown in relation to benefits do not take into account any amounts which may be withheld to satisfy the requirements imposed by the Income Tax Assessment Act 1936.

Signed by all the trustees of the fund

Michael John Renison
Director

Jennifer Knight Renison
Director

MJ & JK Renison Superannuation Fund

Members Statement

Jennifer Knight Renison
 111 George St West
 Burleigh Heads, Queensland, 4220, Australia

Your Details

Date of Birth :	Provided	Nominated Beneficiaries	N/A
Age:	62	Vested Benefits	1,234,051
Tax File Number:	Provided	Total Death Benefit	1,234,051
Date Joined Fund:	16/06/1996	Current Salary	0
Service Period Start Date:	16/06/1996	Previous Salary	0
Date Left Fund:		Disability Benefit	0
Member Code:	RENJEN00002P		
Account Start Date	01/07/2013		
Account Phase:	Retirement Phase		
Account Description:	ABP1		

Your Balance

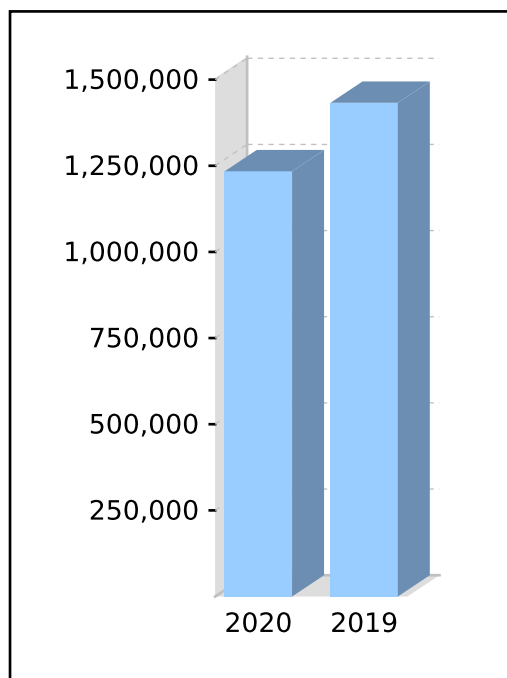
Total Benefits 1,234,051

Preservation Components

Preserved
 Unrestricted Non Preserved 1,234,051
 Restricted Non Preserved

Tax Components

Tax Free (0.31%) 3,870
 Taxable 1,230,181
 Investment Earnings Rate -12%



Your Detailed Account Summary

	This Year	Last Year
Opening balance at 01/07/2019	1,432,773	1,411,808
<u>Increases to Member account during the period</u>		
Employer Contributions		
Personal Contributions (Concessional)		
Personal Contributions (Non Concessional)		
Government Co-Contributions		
Other Contributions		
Proceeds of Insurance Policies		
Transfers In		
Net Earnings	(170,062)	177,435
Internal Transfer In		
<u>Decreases to Member account during the period</u>		
Pensions Paid	28,660	56,470
Contributions Tax		
Income Tax		
No TFN Excess Contributions Tax		
Excess Contributions Tax		
Refund Excess Contributions		
Division 293 Tax		
Insurance Policy Premiums Paid		
Management Fees		
Member Expenses		
Benefits Paid/Transfers Out		
Superannuation Surcharge Tax		
Internal Transfer Out		100,000
Closing balance at 30/06/2020	1,234,051	1,432,773

MJ & JK Renison Superannuation Fund
Members Statement

Trustee's Disclaimer

This statement has been prepared by the Trustee for the member whose name appears at the top of this statement. Every effort has been made by the Trustee to ensure the accuracy and completeness of this Statement. The Trustee does not accept any liability for any error, omission or misprint. All amounts shown in relation to benefits do not take into account any amounts which may be withheld to satisfy the requirements imposed by the Income Tax Assessment Act 1936.

Signed by all the trustees of the fund

Michael John Renison
Director

Jennifer Knight Renison
Director

MJ & JK Renison Superannuation Fund

Members Statement

Jennifer Knight Renison
 111 George St West
 Burleigh Heads, Queensland, 4220, Australia

Your Details

Date of Birth :	Provided	Nominated Beneficiaries	Michael John Renison
Age:	62	Vested Benefits	278,193
Tax File Number:	Provided	Total Death Benefit	278,193
Date Joined Fund:	16/06/1996	Current Salary	0
Service Period Start Date:	16/06/1996	Previous Salary	0
Date Left Fund:		Disability Benefit	0
Member Code:	RENJEN00003P		
Account Start Date	01/07/2017		
Account Phase:	Retirement Phase		
Account Description:	ABP2		

Your Balance

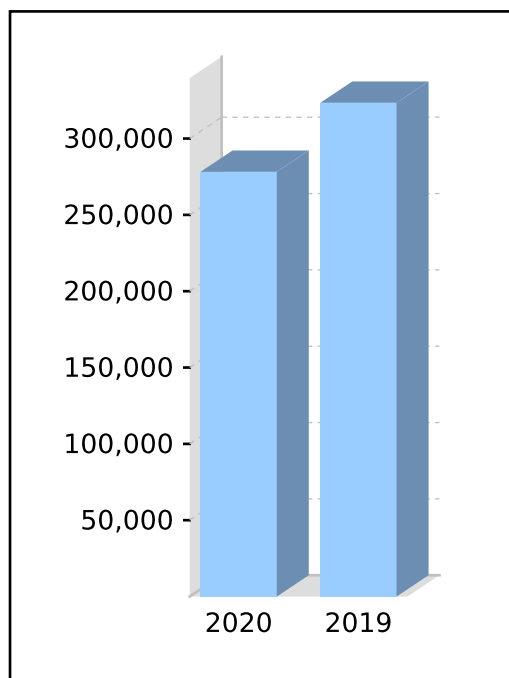
Total Benefits 278,193

Preservation Components

Preserved
 Unrestricted Non Preserved 278,193
 Restricted Non Preserved

Tax Components

Tax Free (90.12%) 250,707
 Taxable 27,486
 Investment Earnings Rate -12%



Your Detailed Account Summary

	This Year	Last Year
Opening balance at 01/07/2019	323,418	295,650
<u>Increases to Member account during the period</u>		
Employer Contributions		
Personal Contributions (Concessional)		
Personal Contributions (Non Concessional)		
Government Co-Contributions		
Other Contributions		
Proceeds of Insurance Policies		
Transfers In		
Net Earnings	(38,755)	39,598
Internal Transfer In		
<u>Decreases to Member account during the period</u>		
Pensions Paid	6,470	11,830
Contributions Tax		
Income Tax		
No TFN Excess Contributions Tax		
Excess Contributions Tax		
Refund Excess Contributions		
Division 293 Tax		
Insurance Policy Premiums Paid		
Management Fees		
Member Expenses		
Benefits Paid/Transfers Out		
Superannuation Surcharge Tax		
Internal Transfer Out		
Closing balance at 30/06/2020	278,193	323,418

MJ & JK Renison Superannuation Fund
Members Statement

Trustee's Disclaimer

This statement has been prepared by the Trustee for the member whose name appears at the top of this statement. Every effort has been made by the Trustee to ensure the accuracy and completeness of this Statement. The Trustee does not accept any liability for any error, omission or misprint. All amounts shown in relation to benefits do not take into account any amounts which may be withheld to satisfy the requirements imposed by the Income Tax Assessment Act 1936.

Signed by all the trustees of the fund

Michael John Renison
Director

Jennifer Knight Renison
Director

Self-managed superannuation fund annual return **2020**

Who should complete this annual return?

Only self-managed superannuation funds (SMSFs) can complete this annual return. All other funds must complete the *Fund income tax return 2020* (NAT 71287).

- ❗ The *Self-managed superannuation fund annual return instructions 2020* (NAT 71606) (the instructions) can assist you to complete this annual return.
- ⊖ The SMSF annual return cannot be used to notify us of a change in fund membership. You must update fund details via ABR.gov.au or complete the Change of details for superannuation entities form (NAT 3036).

To complete this annual return

- Print clearly, using a BLACK pen only.
- Use BLOCK LETTERS and print one character per box.

S	M	I	T	H		S	T				
---	---	---	---	---	--	---	---	--	--	--	--
- Place in ALL applicable boxes.

- Postal address for annual returns:

Australian Taxation Office
GPO Box 9845
[insert the name and postcode
of your capital city]

For example;

Australian Taxation Office
GPO Box 9845
SYDNEY NSW 2001

Section A: Fund information

1 Tax file number (TFN)

- ❗ The ATO is authorised by law to request your TFN. You are not obliged to quote your TFN but not quoting it could increase the chance of delay or error in processing your annual return. See the Privacy note in the Declaration.

➤ To assist processing, write the fund's TFN at the top of pages 3, 5, 7 and 9.

2 Name of self-managed superannuation fund (SMSF)

3 Australian business number (ABN) (if applicable)

4 Current postal address

Suburb/town

State/territory

Postcode

5 Annual return status

- | | | |
|--|-------------|-----|
| Is this an amendment to the SMSF's 2020 return? | A No | Yes |
| Is this the first required return for a newly registered SMSF? | B No | Yes |

6 SMSF auditor

Auditor's name

Title: Mr Mrs Miss Ms Other

Family name

First given name

Other given names

SMSF Auditor Number

Auditor's phone number

Postal address

Suburb/town

State/territory

Postcode

Date audit was completed **A** Day / Month / YearWas Part A of the audit report qualified? **B** No YesWas Part B of the audit report qualified? **C** No YesIf Part B of the audit report was qualified,
have the reported issues been rectified? **D** No Yes**7 Electronic funds transfer (EFT)**

We need your self-managed super fund's financial institution details to pay any super payments and tax refunds owing to you.

A Fund's financial institution account details

This account is used for super contributions and rollovers. Do not provide a tax agent account here.

Fund BSB number

Fund account number

Fund account name

I would like my tax refunds made to this account. **Go to C.****B Financial institution account details for tax refunds**

This account is used for tax refunds. You can provide a tax agent account here.

BSB number

Account number

Account name

C Electronic service address aliasProvide the electronic service address alias (ESA) issued by your SMSF messaging provider.
(For example, SMSFdataESAAlias). See instructions for more information.

8 Status of SMSF Australian superannuation fund **A** No Yes Fund benefit structure **B** Code
 Does the fund trust deed allow acceptance of the Government's Super Co-contribution and Low Income Super Amounts? **C** No Yes

9 Was the fund wound up during the income year?

No Yes **▶** If yes, provide the date on which the fund was wound up Day / Month / Year **▶** Have all tax lodgment and payment obligations been met? No Yes

10 Exempt current pension income

Did the fund pay retirement phase superannuation income stream benefits to one or more members in the income year?

To claim a tax exemption for current pension income, you must pay at least the minimum benefit payment under the law. Record exempt current pension income at Label **A**.

No **▶** Go to Section B: Income.

Yes **▶** Exempt current pension income amount **A** \$

Which method did you use to calculate your exempt current pension income?

Segregated assets method **B**

Unsegregated assets method **C** **▶** Was an actuarial certificate obtained? **D** Yes

Did the fund have any other income that was assessable?

E Yes **▶** Go to Section B: Income.

No **▶** Choosing 'No' means that you do not have any assessable income, including no-TFN quoted contributions. Go to Section C: Deductions and non-deductible expenses. (Do **not** complete Section B: Income.)

If you are entitled to claim any tax offsets, you can list these at Section D: Income tax calculation statement.

Section B: Income

Do not complete this section if all superannuation interests in the SMSF were supporting superannuation income streams in the retirement phase for the **entire year**, there was **no** other income that was assessable, and you **have not** realised a deferred notional gain. If you are entitled to claim any tax offsets, you can record these at Section D: Income tax calculation statement.

11 Income

Did you have a capital gains tax (CGT) event during the year?

G No Yes

If the total capital loss or total capital gain is greater than \$10,000 or you elected to use the transitional CGT relief in 2017 and the deferred notional gain has been realised, complete and attach a *Capital gains tax (CGT) schedule 2020*.

Have you applied an exemption or rollover?

M No Yes

Code

Net capital gain **A** \$

Gross rent and other leasing and hiring income **B** \$

Gross interest **C** \$

Forestry managed investment scheme income **X** \$

Gross foreign income		Loss
D1 \$	Net foreign income	D \$

Australian franking credits from a New Zealand company **E** \$

Transfers from foreign funds **F** \$

Number

Gross payments where ABN not quoted **H** \$

Gross distribution from partnerships **I** \$

Loss

Calculation of assessable contributions	
Assessable employer contributions	
R1 \$	
plus Assessable personal contributions	
R2 \$	
plus [#] No-TFN-quoted contributions	
R3 \$	(an amount must be included even if it is zero)
less Transfer of liability to life insurance company or PST	
R6 \$	

*Unfranked dividend amount **J** \$

*Franked dividend amount **K** \$

*Dividend franking credit **L** \$

*Gross trust distributions **M** \$

Code

Assessable contributions
R \$
(**R1** plus **R2** plus **R3** less **R6**)

Calculation of non-arm's length income	
*Net non-arm's length private company dividends	
U1 \$	
plus *Net non-arm's length trust distributions	
U2 \$	
plus *Net other non-arm's length income	
U3 \$	

*Other income **S** \$

*Assessable income due to changed tax status of fund **T** \$

Code

Net non-arm's length income
U \$
(subject to 45% tax rate)
(**U1** plus **U2** plus **U3**)

#This is a mandatory label.

*If an amount is entered at this label, check the instructions to ensure the correct tax treatment has been applied.

GROSS INCOME **W** \$
(Sum of labels **A** to **U**)

Loss

Exempt current pension income **Y** \$

TOTAL ASSESSABLE INCOME **V** \$
(**W** less **Y**)

Loss

Section C: Deductions and non-deductible expenses

12 Deductions and non-deductible expenses

- Under 'Deductions' list all expenses and allowances you are entitled to claim a deduction for. Under 'Non-deductible expenses', list all other expenses or normally allowable deductions that you cannot claim as a deduction (for example, all expenses related to exempt current pension income should be recorded in the 'Non-deductible expenses' column).

DEDUCTIONS		NON-DEDUCTIBLE EXPENSES	
Interest expenses within Australia	A1 \$		A2 \$
Interest expenses overseas	B1 \$		B2 \$
Capital works expenditure	D1 \$		D2 \$
Decline in value of depreciating assets	E1 \$		E2 \$
Insurance premiums – members	F1 \$		F2 \$
SMSF auditor fee	H1 \$		H2 \$
Investment expenses	I1 \$		I2 \$
Management and administration expenses	J1 \$		J2 \$
Forestry managed investment scheme expense	U1 \$		U2 \$
Other amounts	L1 \$	Code	L2 \$
Tax losses deducted	M1 \$		

TOTAL DEDUCTIONS
N \$
 (Total **A1** to **M1**)

TOTAL NON-DEDUCTIBLE EXPENSES
Y \$
 (Total **A2** to **L2**)

#TAXABLE INCOME OR LOSS Loss
O \$
(TOTAL ASSESSABLE INCOME less TOTAL DEDUCTIONS)

TOTAL SMSF EXPENSES
Z \$
 (**N plus Y**)

#This is a mandatory label.

Section D: Income tax calculation statement

#Important:

Section B label **R3**, Section C label **O** and Section D labels **A, T1, J, T5** and **I** are mandatory. If you leave these labels blank, you will have specified a zero amount.

13 Calculation statement

Please refer to the *Self-managed superannuation fund annual return instructions 2020* on how to complete the calculation statement.

#Taxable income	A \$	<i>(an amount must be included even if it is zero)</i>
#Tax on taxable income	T1 \$	<i>(an amount must be included even if it is zero)</i>
#Tax on no-TFN-quoted contributions	J \$	<i>(an amount must be included even if it is zero)</i>

Gross tax **B \$**

(T1 plus J)

Foreign income tax offset	
C1 \$	
Rebates and tax offsets	Non-refundable non-carry forward tax offsets
C2 \$	C \$
	<i>(C1 plus C2)</i>

SUBTOTAL 1

T2 \$

(B less C – cannot be less than zero)

Early stage venture capital limited partnership tax offset	
D1 \$	
Early stage venture capital limited partnership tax offset carried forward from previous year	Non-refundable carry forward tax offsets
D2 \$	D \$
Early stage investor tax offset	<i>(D1 plus D2 plus D3 plus D4)</i>
D3 \$	
Early stage investor tax offset carried forward from previous year	SUBTOTAL 2
D4 \$	T3 \$
	<i>(T2 less D – cannot be less than zero)</i>

Complying fund's franking credits tax offset	
E1 \$	
No-TFN tax offset	
E2 \$	
National rental affordability scheme tax offset	
E3 \$	
Exploration credit tax offset	Refundable tax offsets
E4 \$	E \$
	<i>(E1 plus E2 plus E3 plus E4)</i>

#TAX PAYABLE **T5 \$**

(T3 less E – cannot be less than zero)

Section 102AAM interest charge

G \$

Credit for interest on early payments – amount of interest	
H1 \$	
Credit for tax withheld – foreign resident withholding (excluding capital gains)	
H2 \$	
Credit for tax withheld – where ABN or TFN not quoted (non-individual)	
H3 \$	
Credit for TFN amounts withheld from payments from closely held trusts	
H5 \$	
Credit for interest on no-TFN tax offset	
H6 \$	
Credit for foreign resident capital gains withholding amounts	
H8 \$	
	Eligible credits
	H \$
	<i>(H1 plus H2 plus H3 plus H5 plus H6 plus H8)</i>

#Tax offset refunds (Remainder of refundable tax offsets)	I \$	<i>(unused amount from label E – an amount must be included even if it is zero)</i>
---	-------------	---

PAYG instalments raised

K \$

Supervisory levy

L \$

Supervisory levy adjustment for wound up funds

M \$

Supervisory levy adjustment for new funds

N \$

AMOUNT DUE OR REFUNDABLE A positive amount at S is what you owe, while a negative amount is refundable to you.	S \$	<i>(T5 plus G less H less I less K plus L less M plus N)</i>
---	-------------	--

#This is a mandatory label.

Section E: Losses

14 Losses

! If total loss is greater than \$100,000, complete and attach a Losses schedule 2020.

Tax losses carried forward to later income years **U \$**
 Net capital losses carried forward to later income years **V \$**

Section F: Member information

MEMBER 1

Title: Mr Mrs Miss Ms Other

Family name

First given name

Other given names

Member's TFN

See the Privacy note in the Declaration.

Date of birth

Contributions

OPENING ACCOUNT BALANCE \$

I Refer to instructions for completing these labels.

Employer contributions

A \$

ABN of principal employer

A1

Personal contributions

B \$

CGT small business retirement exemption

C \$

CGT small business 15-year exemption amount

D \$

Personal injury election

E \$

Spouse and child contributions

F \$

Other third party contributions

G \$

Proceeds from primary residence disposal

H \$

Receipt date Day / Month / Year

H1

Assessable foreign superannuation fund amount

I \$

Non-assessable foreign superannuation fund amount

J \$

Transfer from reserve: assessable amount

K \$

Transfer from reserve: non-assessable amount

L \$

Contributions from non-complying funds and previously non-complying funds

T \$

Any other contributions (including Super Co-contributions and Low Income Super Amounts)

M \$

TOTAL CONTRIBUTIONS N \$

(Sum of labels **A** to **M**)

Other transactions

Allocated earnings or losses **O** \$

Loss

Accumulation phase account balance **S1** \$

Inward rollovers and transfers **P** \$

Retirement phase account balance – Non CDBIS **S2** \$

Outward rollovers and transfers **Q** \$

Retirement phase account balance – CDBIS **S3** \$

Lump Sum payments **R1** \$

Income stream payments **R2** \$

Code

Code

TRIS Count

CLOSING ACCOUNT BALANCE S \$

(**S1** plus **S2** plus **S3**)

Accumulation phase value **X1** \$

Retirement phase value **X2** \$

Outstanding limited recourse borrowing arrangement amount **Y** \$

MEMBER 2

Title: Mr Mrs Miss Ms Other
 Family name

First given name Other given names

Member's TFN

See the Privacy note in the Declaration.

Date of birth

Contributions

OPENING ACCOUNT BALANCE \$

I Refer to instructions for completing these labels.

Employer contributions

A \$

ABN of principal employer

A1

Personal contributions

B \$

CGT small business retirement exemption

C \$

CGT small business 15-year exemption amount

D \$

Personal injury election

E \$

Spouse and child contributions

F \$

Other third party contributions

G \$

Proceeds from primary residence disposal

H \$

Receipt date Day / Month / Year

H1

Assessable foreign superannuation fund amount

I \$

Non-assessable foreign superannuation fund amount

J

Transfer from reserve: assessable amount

K \$

Transfer from reserve: non-assessable amount

L \$

Contributions from non-complying funds and previously non-complying funds

T \$

Any other contributions (including Super Co-contributions and Low Income Super Amounts)

M \$

TOTAL CONTRIBUTIONS N \$

(Sum of labels **A** to **M**)

Other transactions

Allocated earnings or losses **O \$**

Loss

Accumulation phase account balance

S1 \$

Retirement phase account balance - Non CDBIS

S2 \$

Retirement phase account balance - CDBIS

S3 \$

TRIS Count

Inward rollovers and transfers **P \$**

Outward rollovers and transfers **Q \$**

Lump Sum payments **R1 \$**

Income stream payments **R2 \$**

Code

Code

CLOSING ACCOUNT BALANCE S \$

(**S1** plus **S2** plus **S3**)

Accumulation phase value **X1 \$**

Retirement phase value **X2 \$**

Outstanding limited recourse borrowing arrangement amount **Y \$**

Sensitive (when completed)

Section H: Assets and liabilities

15 ASSETS

15a Australian managed investments

Listed trusts **A** \$

Unlisted trusts **B** \$

Insurance policy **C** \$

Other managed investments **D** \$

15b Australian direct investments

<p>Limited recourse borrowing arrangements</p> <p>Australian residential real property J1 \$</p> <p>Australian non-residential real property J2 \$</p> <p>Overseas real property J3 \$</p> <p>Australian shares J4 \$</p> <p>Overseas shares J5 \$</p> <p>Other J6 \$</p> <p>Property count J7 \$</p>	<p>Cash and term deposits E \$</p> <p>Debt securities F \$</p> <p style="text-align: right;">Loans G \$</p> <p>Listed shares H \$</p> <p>Unlisted shares I \$</p> <p style="text-align: right;">Limited recourse borrowing arrangements J \$</p> <p style="text-align: right;">Non-residential real property K \$</p> <p style="text-align: right;">Residential real property L \$</p> <p style="text-align: right;">Collectables and personal use assets M \$</p> <p style="text-align: right;">Other assets O \$</p>
---	---

15c Other investments

Crypto-Currency **N** \$

15d Overseas direct investments

Overseas shares **P** \$

Overseas non-residential real property **Q** \$

Overseas residential real property **R** \$

Overseas managed investments **S** \$

Other overseas assets **T** \$

<p>TOTAL AUSTRALIAN AND OVERSEAS ASSETS U \$</p> <p>(Sum of labels A to T)</p>
--

15e In-house assets

Did the fund have a loan to, lease to or investment in, related parties (known as in-house assets) at the end of the income year?

A No Yes **B** \$

15f Limited recourse borrowing arrangements

If the fund had an LRBA were the LRBA borrowings from a licensed financial institution? **A** No Yes

Did the members or related parties of the fund use personal guarantees or other security for the LRBA? **B** No Yes

16 LIABILITIES

Borrowings for limited recourse borrowing arrangements

V1 \$

Permissible temporary borrowings

V2 \$

Other borrowings

V3 \$Borrowings **V \$**

Total member closing account balances (total of all **CLOSING ACCOUNT BALANCES** from Sections F and G) **W \$**

Reserve accounts **X \$**Other liabilities **Y \$****TOTAL LIABILITIES Z \$****Section I: Taxation of financial arrangements****17 Taxation of financial arrangements (TOFA)**Total TOFA gains **H \$**Total TOFA losses **I \$****Section J: Other information****Family trust election status**

If the trust or fund has made, or is making, a family trust election, write the four-digit **income year specified** of the election (for example, for the 2019-20 income year, write **2020**). **A**

If revoking or varying a family trust election, print **R** for revoke or print **V** for variation, and complete and attach the *Family trust election, revocation or variation 2020*. **B**

Interposed entity election status

If the trust or fund has an existing election, write the earliest income year specified. If the trust or fund is making one or more elections this year, write the earliest income year being specified and complete an *Interposed entity election or revocation 2020* for each election. **C**

If revoking an interposed entity election, print **R**, and complete and attach the *Interposed entity election or revocation 2020*. **D**

Section K: Declarations

 Penalties may be imposed for false or misleading information in addition to penalties relating to any tax shortfalls.

Important

Before making this declaration check to ensure that all income has been disclosed and the annual return, all attached schedules and any additional documents are true and correct in every detail. If you leave labels blank, you will have specified a zero amount or the label was not applicable to you. If you are in doubt about any aspect of the annual return, place all the facts before the ATO.

Privacy

The ATO is authorised by the **Taxation Administration Act 1953** to request the provision of tax file numbers (TFNs). We will use the TFN to identify the entity in our records. It is not an offence not to provide the TFN. However if you do not provide the TFN, the processing of this form may be delayed.

Taxation law authorises the ATO to collect information and disclose it to other government agencies. For information about your privacy go to ato.gov.au/privacy

TRUSTEE'S OR DIRECTOR'S DECLARATION:

I declare that, the current trustees and directors have authorised this annual return and it is documented as such in the SMSF's records. I have received a copy of the audit report and are aware of any matters raised therein. The information on this annual return, including any attached schedules and additional documentation is true and correct.

Authorised trustee's, director's or public officer's signature

Date Day / Month / Year

Preferred trustee or director contact details:

Title: Mr Mrs Miss Ms Other

Family name

First given name

Other given names

Phone number

Email address

Non-individual trustee name (if applicable)

ABN of non-individual trustee

Time taken to prepare and complete this annual return

Hrs

 The Commissioner of Taxation, as Registrar of the Australian Business Register, may use the ABN and business details which you provide on this annual return to maintain the integrity of the register. For further information, refer to the instructions.

TAX AGENT'S DECLARATION:

I declare that the Self-managed superannuation fund annual return 2020 has been prepared in accordance with information provided by the trustees, that the trustees have given me a declaration stating that the information provided to me is true and correct, and that the trustees have authorised me to lodge this annual return.

Tax agent's signature

Date Day / Month / Year

Tax agent's contact details

Title: Mr Mrs Miss Ms Other

Family name

First given name

Other given names

Tax agent's practice

Tax agent's phone number

Reference number

Tax agent number