

FirstChoice Wholesale Investments - Summary Report

Your details

Mrs Katherine A Ullyett
 *** **
 *** **
 *** **
 *** **

Statement period
Account number
Account name

Email address
TFN/ABN held

1 July 2022 to 31 December 2022
 *** **543
 David Geoffrey Ullyett
 The Seaweed 2 Superannuation Fund
 The Seaweed 2 Super Fund A/C
 kxxxxxu@bigpond.com
 Yes

Your account balance

Your opening account balance as at: 30 June 2022
 Your closing account balance as at: 31 December 2022

\$4,423,171.59
\$4,596,516.82

Total investment return for the period (including distributions):

\$256,086.77

This equals the total amount of your distribution(s) + the change in investment value over the period.

Your account valuation

Investment option name	Option code	Units	Unit price \$	Value \$	%
FSI Conservative	042	312,169.6528	1.0955	341,981.85	7.4
Janus Henderson Ws Gbl Nat Res	049	36,459.7681	2.1790	79,445.83	1.7
FSI Balanced	050	230,093.2257	1.1172	257,060.15	5.6
FSI Geared Share	053	472,097.0765	3.1581	1,490,929.78	32.4
Pendal Ws Sustainable Balanced	120	211,329.7598	0.9039	191,020.97	4.2
FirstChoice Wsale Defensive	152	611,526.9000	0.8963	548,111.56	11.9
Acadian W Geared Sus Global Eq	207	928,877.0183	0.6458	599,868.78	13.1
FSI Geared Global Property Sec	208	468,999.6412	0.1517	71,147.25	1.5
Generation Global Share	230	776,298.2043	1.3100	1,016,950.65	22.2
Account value				4,596,516.82	100.0

Colonial First State Investments Limited ABN 98 002 348 352, AFSL 232468 (CFSIL) is the responsible entity and issuer of products made available under FirstChoice Investments and FirstChoice Wholesale Investments. This document may include general advice but does not take into account your individual objectives, financial situation, needs or tax circumstances. The Target Market Determinations (TMD) for our financial products can be found at www.cfs.com.au/tmd, which include a description of who a financial product might suit. You should read the relevant Product Disclosure Statement (PDS) and Financial Services Guide (FSG) carefully, assess whether the information is appropriate for you, and consider talking to a financial adviser before making an investment decision. You can get the PDS and FSG at www.cfs.com.au or by calling us on 13 13 36.

Your account summary

Opening balance at 30 June 2022	4,423,171.59
Your investments	
Distributions	8,271.06
Management cost rebates	
Portfolio Management fee rebate *	7,258.46
Your withdrawals	
Withdrawals	-90,000.00
Change in investment value	247,815.71
<i>The increase or decrease in the value of your investment over the statement period.</i>	
Closing balance at 31 December 2022	4,596,516.82

* This rebate is calculated before income tax. You may be assessed for income tax on the rebate so you should ensure that this amount is included in your annual tax return. You should speak to your financial adviser or accountant for more information.

Your distribution information

Investment option(s)		Units	Dist'n per unit \$	Value \$
FSI Conservative	21 September	310,037.7490	0.0032	992.12
FSI Conservative	15 December	310,943.7119	0.0044	1,368.15
Janus Henderson Ws Gbl Nat Res	15 December	36,307.2500	0.0092	334.03
FSI Balanced	21 September	228,114.2565	0.0035	798.40
FSI Balanced	15 December	228,830.6316	0.0063	1,441.63
Pendal Ws Sustainable Balanced	21 September	259,592.4783	0.0029	752.82
FirstChoice Wsale Defensive	21 September	658,895.2667	0.0017	1,120.12
FirstChoice Wsale Defensive	15 December	609,911.9508	0.0024	1,463.79

Distribution option:

Reinvest

Your asset allocation

Investment options	Cash %	Fixed Interest %		Shares %		Property %	Total
		Aus	Global	Aus	Global		
FSI Conservative	2.3	0.9	2.0	1.1	0.7	0.4	7.4
Janus Henderson Ws Gbl Nat Res	0.0	0.0	0.0	0.0	1.7	0.0	1.7
FSI Balanced	1.1	0.6	1.7	1.1	0.8	0.3	5.6
FSI Geared Share	1.2	0.0	0.0	31.2	0.0	0.0	32.4

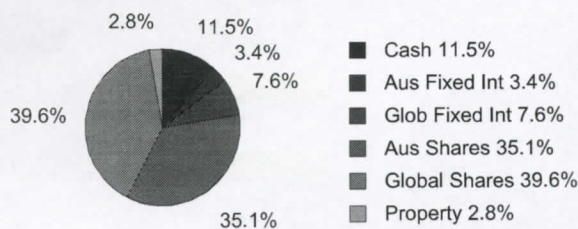
Colonial First State Investments Limited ABN 98 002 348 352, AFSL 232468 (CFSIL) is the responsible entity and issuer of products made available under FirstChoice Investments and FirstChoice Wholesale Investments. This document may include general advice but does not take into account your individual objectives, financial situation, needs or tax circumstances. The Target Market Determinations (TMD) for our financial products can be found at www.cfs.com.au/tmd, which include a description of who a financial product might suit. You should read the relevant Product Disclosure Statement (PDS) and Financial Services Guide (FSG) carefully, assess whether the information is appropriate for you, and consider talking to a financial adviser before making an investment decision. You can get the PDS and FSG at www.cfs.com.au or by calling us on 13 13 36.

Your asset allocation continued...

Investment options	Cash %	Fixed Interest %		Shares %		Property %	Total
		Aus	Global	Aus	Global		
Pendal Ws Sustainable Balanced	0.3	0.6	0.1	1.1	1.5	0.6	4.2
FirstChoice Wsale Defensive	5.3	1.3	3.8	0.6	0.9	0.0	11.9
Acadian W Geared Sus Global Eq	0.2	0.0	0.0	0.0	12.9	0.0	13.1
FSI Geared Global Property Sec	0.0	0.0	0.0	0.0	0.0	1.5	1.5
Generation Global Share	1.1	0.0	0.0	0.0	21.1	0.0	22.2
Total account allocation	11.5	3.4	7.6	35.1	39.6	2.8	100.0

How your money is invested

Asset allocation



This represents the percentage of your account invested in each of the major asset classes.

Your future investment selection

The investment allocation shown below will be used for all future transactions unless you tell us otherwise. This means any additional contributions you make to your account will be invested in line with the allocation outlined below.

Investment option(s)	% Allocation
FirstChoice Wsale Defensive	100.00

Certain options are excluded from your **future investment selection**. For further information please refer to the 'Other information you need to know' section of the Product Disclosure Statement available on our website, contact Investor Services on 13 13 36 or speak to your financial adviser.

To change your future investment selection, please log in to FirstNet and select Investment allocation or call us on 13 13 36. We recommend you speak to your financial adviser before making any changes to your account.

Colonial First State Investments Limited ABN 98 002 348 352, AFSL 232468 (CFSIL) is the responsible entity and issuer of products made available under FirstChoice Investments and FirstChoice Wholesale Investments. This document may include general advice but does not take into account your individual objectives, financial situation, needs or tax circumstances. The Target Market Determinations (TMD) for our financial products can be found at www.cfs.com.au/tmd, which include a description of who a financial product might suit. You should read the relevant Product Disclosure Statement (PDS) and Financial Services Guide (FSG) carefully, assess whether the information is appropriate for you, and consider talking to a financial adviser before making an investment decision. You can get the PDS and FSG at www.cfs.com.au or by calling us on 13 13 36.

Your account transactions

Date	Investment option Transaction type	Amount \$	Units	
8 Sep 2022	FSI Geared Share Management fee rebate	7,258.46	2,296.3270	✓
21 Sep 2022	FSI Conservative Distribution	992.12		
	Distribution reinvested	992.12	905.9629	✓
	FSI Balanced Distribution	798.40		
	Distribution reinvested	798.40	716.3751	✓
	Pendal Ws Sustainable Balanced Distribution	752.82		
	Distribution reinvested	752.82	837.1178	✓
	FirstChoice Wsale Defensive Distribution	1,120.12		
	Distribution reinvested	1,120.12	1,251.1114	✓
10 Nov 2022	Pendal Ws Sustainable Balanced Withdrawal	-45,000.00	49,099.8363	✓
	FirstChoice Wsale Defensive Withdrawal	-45,000.00	50,234.4273	✓
15 Dec 2022	FSI Conservative Distribution	1,368.15		
	Distribution reinvested	1,368.15	1,225.9409	✓
	Janus Henderson Ws Gbl Nat Res Distribution	334.03		
	Distribution reinvested	334.03	152.5181	✓
	FSI Balanced Distribution	1,441.63		
	Distribution reinvested	1,441.63	1,262.5941	✓
	FirstChoice Wsale Defensive Distribution	1,463.79		
	Distribution reinvested	1,463.79	1,614.9492	✓

Fees and costs summary

Fees deducted directly from your account

This amount has been deducted directly from your account (reflected in the transactions listed on this statement).

\$

0.00

Fees and costs deducted from your investment

This approximate amount has been deducted from your investment and covers amounts that have reduced the return on your investment and that are not reflected as transactions listed on this statement or in the Additional explanation of fees and costs.

46,194.36

Colonial First State Investments Limited ABN 98 002 348 352, AFSL 232468 (CFSIL) is the responsible entity and issuer of products made available under FirstChoice Investments and FirstChoice Wholesale Investments. This document may include general advice but does not take into account your individual objectives, financial situation, needs or tax circumstances. The Target Market Determinations (TMD) for our financial products can be found at www.cfs.com.au/tmd, which include a description of who a financial product might suit. You should read the relevant Product Disclosure Statement (PDS) and Financial Services Guide (FSG) carefully, assess whether the information is appropriate for you, and consider talking to a financial adviser before making an investment decision. You can get the PDS and FSG at www.cfs.com.au or by calling us on 13 13 36.

Fees and costs summary continued...

	\$
Buy/sell spread	168.19
Management fees and costs	44,430.49
Transaction costs	1,595.68
Total	46,194.36

Portfolio management fee rebates

Due to the size of your portfolio balance, you are entitled to a rebate of the management fees included in your management costs. This is the amount of portfolio management fees that have been rebated back to your account as detailed in "Your account summary".

-7,258.46

Total fees and costs you paid

This approximate amount includes all the fees and costs that affected your investment during the period.

38,935.90

For more information about fees and costs, please refer to your Product Disclosure Statement (PDS).

Additional explanation of fees and costs

Tax




Rebates are shown before tax as the rebate is paid to you directly and therefore any tax liability is paid by you, not the Unit Trust.

For more information about your statement please refer to the Statement Hub website at www.cfs.com.au/statementhub

Member information

Do you have a question about your account or would you like to provide us with feedback?

Further information in relation to your account is available on request. If you require further information, need assistance understanding this statement, have another enquiry or would simply like to give us feedback, then please contact us by:

-  calling 13 13 36 Monday to Friday, 8:30am to 6pm Sydney time
-  emailing contactus@cfs.com.au
-  writing to Colonial First State, Reply Paid 27, SYDNEY NSW 2001.

What to do if you have a complaint

We recognise that even in the best run organisations things can go wrong. If you have a complaint, please tell us so we can fix it. Most complaints can be resolved promptly. If your complaint cannot be resolved quickly, we will investigate the complaint, answer your questions and do all we can to resolve the situation to your satisfaction as quickly as possible. There are maximum timeframes in which a final response must be provided to you, depending upon the type of complaint. For superannuation/pension complaints, we must provide a final response within 45 days, and for general investment product related complaints within 30 days. We aim to resolve your complaint much faster though, than these maximum timeframes.

Colonial First State Investments Limited ABN 98 002 348 352, AFSL 232468 (CFSIL) is the responsible entity and issuer of products made available under FirstChoice Investments and FirstChoice Wholesale Investments. This document may include general advice but does not take into account your individual objectives, financial situation, needs or tax circumstances. The Target Market Determinations (TMD) for our financial products can be found at www.cfs.com.au/tmd, which include a description of who a financial product might suit. You should read the relevant Product Disclosure Statement (PDS) and Financial Services Guide (FSG) carefully, assess whether the information is appropriate for you, and consider talking to a financial adviser before making an investment decision. You can get the PDS and FSG at www.cfs.com.au or by calling us on 13 13 36.

Member information continued...

To lodge a complaint, you can contact us by:

Phone: 13 13 36
Email: contactus@cfs.com.au
Website: Submit a feedback form (www.cfs.com.au/feedback)
Mail: CFS Complaints Resolution
Reply Paid 27
SYDNEY NSW 2001

External dispute resolution

If at any time you are not satisfied with the handling of your complaint or the resolution we have provided, you can lodge a complaint with the Australian Financial Complaints Authority (AFCA). AFCA provides fair and independent financial services complaint resolution that is free to consumers. You can contact AFCA by:

Website: www.afca.org.au
Email: info@afca.org.au
Phone: 1800 931 678 (free call)
Mail: Australian Financial Complaints Authority
GPO Box 3
Melbourne VIC 3001

Note: To allow AFCA to easily identify us, please quote our membership number: 10318.

Time limits may apply to lodge a complaint with AFCA so you should act promptly or otherwise consult the AFCA website to find out if or when the time limit relevant to your circumstances expires.

Annual Report

The Annual Report is available on our website by going to www.cfs.com.au/annual-reports

Colonial First State Investments Limited ABN 98 002 348 352, AFSL 232468 (CFSIL) is the responsible entity and issuer of products made available under FirstChoice Investments and FirstChoice Wholesale Investments. This document may include general advice but does not take into account your individual objectives, financial situation, needs or tax circumstances. The Target Market Determinations (TMD) for our financial products can be found at www.cfs.com.au/tmd, which include a description of who a financial product might suit. You should read the relevant Product Disclosure Statement (PDS) and Financial Services Guide (FSG) carefully, assess whether the information is appropriate for you, and consider talking to a financial adviser before making an investment decision. You can get the PDS and FSG at www.cfs.com.au or by calling us on 13 13 36.

Fcd
Wayne

WITHDRAWAL CONFIRMATION
Colonial First State FirstChoice Wholesale Investments

Mr David Geoffrey Ulyett
The Seaweed 2 Superannuation F
The Seaweed 2 Super Fund A/C

Account number: 0910 2590 2543

Transaction summary

Date of withdrawal: 10/11/2022

Pension Payment
\$55,000
Lump Sum WDL
\$35,000

Investment option	Units withdrawn	Unit price \$	Withdrawal amount \$
Pendal Sustain Bal	49,099.8363	0.9165	\$45,000.00
FirstChoice Defens	50,234.4273	0.8958	\$45,000.00

Total withdrawal amount

\$90,000.00

Current investment summary as at 10/11/2022*

Investment option	Unit balance	Unit price \$	Current value \$
FSI Conservative	310,943.7119	1.1050	\$343,592.80
JanusHend Glb NatRes	36,307.2500	2.2630	\$82,163.31
FSI Balanced	228,830.6316	1.1307	\$258,738.80
FSI Geared Share	472,097.0765	3.1239	\$1,474,784.06
Pendal Sustain Bal	211,329.7598	0.9165	\$193,683.72
FirstChoice Defens	609,911.9508	0.8958	\$546,359.13
Acadian Grd Glob Eq	928,877.0183	0.7021	\$652,164.55
FSI Grd Glb Prop Sec	468,999.6412	0.1624	\$76,165.54
Generation Glb Share	776,298.2043	1.3587	\$1,054,756.37
Total investment value			\$4,682,408.28

*The account balance may vary if more than one transaction occurred on the effective date. Details on your account may also vary where more than one change was made on the day.

\$90,000.00 has been credited to your nominated bank account.

t0001521k-0969997-0000225

Avanteos Investments Limited ABN 20 096 259 979, AFSL 245531 (AIL) is the trustee of the Colonial First State FirstChoice Superannuation Trust ABN 26 458 298 557 and issuer of the FirstChoice range of super and pension products. Colonial First State Investments Limited ABN 98 002 348 352, AFSL 232468 (CFSIL) is the responsible entity and issuer of products made available under FirstChoice Investments and FirstChoice Wholesale Investments. Commonwealth Bank of Australia ABN 48 123 123 124, AFSL 234945 (CBA) is the issuer, and Colonial First State Investments Limited ABN 98 002 348 352, AFSL 232468 (CFSIL) is the administrator, of the FirstRate Saver and FirstRate Term Deposits products. The investment performance and the repayment of capital of CFSIL products are not guaranteed. This document may include general advice but does not take into account your individual objectives, financial situation, needs or tax circumstances. The Target Market Determinations (TMD) for our financial products can be found at www.cfs.com.au/tmd, which include a description of who a financial product might suit. You should read the relevant Product Disclosure Statement (PDS) and Financial Services Guide (FSG) carefully, assess whether the information is appropriate for you, and consider talking to a financial adviser before making an investment decision. You can get the PDS and FSG at www.cfs.com.au or by calling us on 13 13 36.

FirstChoice Wholesale Investments - Summary Report

Your details

Mrs Katherine A Ullyett

*** **

*** **

*** **

*** **

Statement period

1 January 2023 to 30 June 2023

Account number

*** **543

Account name

David Geoffrey Ullyett
The Seaweed 2 Superannuation Fund
The Seaweed 2 Super Fund A/C

Email address

kxxxxxu@bigpond.com

TFN/ABN held

Yes

Your account balance

Your opening account balance as at: 31 December 2022

Your closing account balance as at: 30 June 2023

\$4,596,516.82

\$4,817,682.25

Total investment return for the period (including distributions):

\$544,420.86

This equals the total amount of your distribution(s) + the change in investment value over the period.

Your account valuation

Investment option name	Option code	Units	Unit price \$	Value \$	%
FSI Conservative	042	318,542.7146	1.1136	354,729.17	7.4
Janus Henderson Ws Gbl Nat Res	049	37,094.3011	2.1123	78,354.29	1.6
FSI Balanced	050	234,082.2885	1.1525	269,779.84	5.6
FSI Geared Share	053	496,241.4530	3.3230	1,649,010.35	34.2
Pendal Ws Sustainable Balanced	120	211,329.7598	0.9303	196,600.08	4.1
FirstChoice Wsale Defensive	152	255,383.0537	0.9082	231,938.89	4.8
Acadian W Geared Sus Global Eq	207	928,877.0183	0.8431	783,136.21	16.3
FSI Geared Global Property Sec	208	483,414.9378	0.1396	67,484.73	1.4
Generation Global Share	230	777,365.6676	1.5265	1,186,648.69	24.6
Account value				4,817,682.25	100.0

Colonial First State Investments Limited ABN 98 002 348 352, AFSL 232468 (CFSIL) is the responsible entity and issuer of products made available under FirstChoice Investments and FirstChoice Wholesale Investments. This document may include general advice but does not take into account your individual objectives, financial situation, needs or tax circumstances. The Target Market Determinations (TMD) for our financial products can be found at www.cfs.com.au/tmd, which include a description of who a financial product might suit. You should read the relevant Product Disclosure Statement (PDS) and Financial Services Guide (FSG) carefully, assess whether the information is appropriate for you, and consider talking to a financial adviser before making an investment decision. You can get the PDS and FSG at www.cfs.com.au or by calling us on 13 13 36.

Your account summary

Opening balance at 31 December 2022	\$ 4,596,516.82
Your investments	
Distributions	94,429.45
Management cost rebates	
Portfolio Management fee rebate *	6,744.57
Your withdrawals	
Withdrawals	-330,000.00
Change in investment value	449,991.41
<i>The increase or decrease in the value of your investment over the statement period.</i>	
Closing balance at 30 June 2023	\$ 4,817,682.25

* This rebate is calculated before income tax. You may be assessed for income tax on the rebate so you should ensure that this amount is included in your annual tax return. You should speak to your financial adviser or accountant for more information.

Your distribution information

Investment option(s)		Units	Dist'n per unit \$	Value \$
FSI Conservative	23 March	312,169.6528	0.0048	1,498.41
FSI Conservative	30 June	313,508.3556	0.0179	5,611.80
Janus Henderson Ws Gbl Nat Res	30 June	36,459.7681	0.0368	1,341.72
FSI Balanced	23 March	230,093.2257	0.0092	2,116.86
FSI Balanced	30 June	231,952.0771	0.0106	2,458.69
FSI Geared Share	23 March	473,990.2891	0.0011	521.39
FSI Geared Share	30 June	474,150.6033	0.1555	73,730.42
FirstChoice Wsale Defensive	23 March	611,526.9000	0.0039	2,384.95
FirstChoice Wsale Defensive	30 June	254,153.6342	0.0044	1,118.28
FSI Geared Global Property Sec	30 June	468,999.6412	0.0043	2,016.70
Generation Global Share	30 June	776,298.2043	0.0021	1,630.23

Distribution option:

Reinvest

Your asset allocation

Investment options	Cash %	Fixed Interest %		Shares %		Property %	Total
		Aus	Global	Aus	Global		
FSI Conservative	2.0	1.1	2.0	1.1	0.8	0.4	7.4

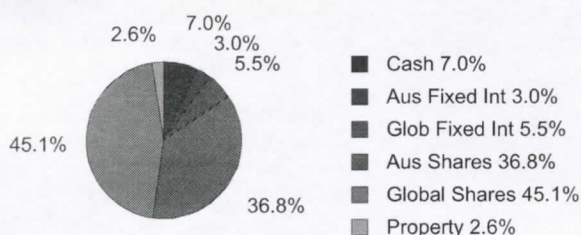
Colonial First State Investments Limited ABN 98 002 348 352, AFSL 232468 (CFSIL) is the responsible entity and issuer of products made available under FirstChoice Investments and FirstChoice Wholesale Investments. This document may include general advice but does not take into account your individual objectives, financial situation, needs or tax circumstances. The Target Market Determinations (TMD) for our financial products can be found at www.cfs.com.au/tmd, which include a description of who a financial product might suit. You should read the relevant Product Disclosure Statement (PDS) and Financial Services Guide (FSG) carefully, assess whether the information is appropriate for you, and consider talking to a financial adviser before making an investment decision. You can get the PDS and FSG at www.cfs.com.au or by calling us on 13 13 36.

Your asset allocation continued...

Investment options	Cash %	Fixed Interest %		Shares %		Property %	Total
		Aus	Global	Aus	Global		
Janus Henderson Ws Gbl Nat Res	0.0	0.0	0.0	0.0	1.6	0.0	1.6
FSI Balanced	0.8	0.7	1.3	1.4	1.1	0.3	5.6
FSI Geared Share	1.1	0.0	0.0	33.1	0.0	0.0	34.2
Pendal Ws Sustainable Balanced	0.3	0.5	0.1	1.0	1.7	0.5	4.1
FirstChoice Wsale Defensive	1.4	0.7	2.1	0.2	0.4	0.0	4.8
Acadian W Geared Sus Global Eq	0.3	0.0	0.0	0.0	16.0	0.0	16.3
FSI Geared Global Property Sec	0.0	0.0	0.0	0.0	0.0	1.4	1.4
Generation Global Share	1.1	0.0	0.0	0.0	23.5	0.0	24.6
Total account allocation	7.0	3.0	5.5	36.8	45.1	2.6	100.0

How your money is invested

Asset allocation



This represents the percentage of your account invested in each of the major asset classes.

Your future investment selection

The investment allocation shown below will be used for all future transactions unless you tell us otherwise. This means any additional contributions you make to your account will be invested in line with the allocation outlined below.

Investment option(s)	% Allocation
FirstChoice Wsale Defensive	100.00

Certain options are excluded from your **future investment selection**. For further information please refer to the 'Other information you need to know' section of the Product Disclosure Statement available on our website, contact Investor Services on 13 13 36 or speak to your financial adviser.

To change your future investment selection, please log in to FirstNet and select Investment allocation or call us on 13 13 36. We recommend you speak to your financial adviser before making any changes to your account.

Colonial First State Investments Limited ABN 98 002 348 352, AFSL 232468 (CFSIL) is the responsible entity and issuer of products made available under FirstChoice Investments and FirstChoice Wholesale Investments. This document may include general advice but does not take into account your individual objectives, financial situation, needs or tax circumstances. The Target Market Determinations (TMD) for our financial products can be found at www.cfs.com.au/tmd, which include a description of who a financial product might suit. You should read the relevant Product Disclosure Statement (PDS) and Financial Services Guide (FSG) carefully, assess whether the information is appropriate for you, and consider talking to a financial adviser before making an investment decision. You can get the PDS and FSG at www.cfs.com.au or by calling us on 13 13 36.

Your account transactions

Date	Investment option Transaction type	Amount \$	Units	
8 Mar 2023	FSI Geared Share Management fee rebate	6,744.57	1,893.2126	✓
23 Mar 2023	FSI Conservative Distribution	1,498.41		
	Distribution reinvested	1,498.41	1,338.7028	✓
	FSI Balanced Distribution	2,116.86		
	Distribution reinvested	2,116.86	1,858.8514	✓
	FSI Geared Share Distribution	521.39		
	Distribution reinvested	521.39	160.3142	✓
	FirstChoice Wsale Defensive Distribution	2,384.95		
	Distribution reinvested	2,384.95	2,613.6438	✓
4 May 2023	FirstChoice Wsale Defensive Withdrawal	-330,000.00	359,986.9096	✓
30 Jun 2023	FSI Conservative Distribution	5,611.80		
	Distribution reinvested	5,611.80	5,034.3590	✓
	Janus Henderson Ws Gbl Nat Res Distribution	1,341.72		
	Distribution reinvested	1,341.72	634.5330	✓
	FSI Balanced Distribution	2,458.69		
	Distribution reinvested	2,458.69	2,130.2114	✓
	FSI Geared Share Distribution	73,730.42		
	Distribution reinvested	73,730.42	22,090.8497	✓
	FirstChoice Wsale Defensive Distribution	1,118.28		
	Distribution reinvested	1,118.28	1,229.4195	✓
	FSI Geared Global Property Sec Distribution	2,016.70		
	Distribution reinvested	2,016.70	14,415.2966	✓
	Generation Global Share Distribution	1,630.23		
	Distribution reinvested	1,630.23	1,067.4633	✓

Colonial First State Investments Limited ABN 98 002 348 352, AFSL 232468 (CFSIL) is the responsible entity and issuer of products made available under FirstChoice Investments and FirstChoice Wholesale Investments. This document may include general advice but does not take into account your individual objectives, financial situation, needs or tax circumstances. The Target Market Determinations (TMD) for our financial products can be found at www.cfs.com.au/tmd, which include a description of who a financial product might suit. You should read the relevant Product Disclosure Statement (PDS) and Financial Services Guide (FSG) carefully, assess whether the information is appropriate for you, and consider talking to a financial adviser before making an investment decision. You can get the PDS and FSG at www.cfs.com.au or by calling us on 13 13 36.

Fees and costs summary

Fees deducted directly from your account

This amount has been deducted directly from your account (reflected in the transactions listed on this statement).

\$
0.00

Fees and costs deducted from your investment

This approximate amount has been deducted from your investment and covers amounts that have reduced the return on your investment and that are not reflected as transactions listed on this statement or in the Additional explanation of fees and costs.

43,966.50

Buy/sell spread

542.19

Management fees and costs

41,144.19

Transaction costs

2,280.12

Total

43,966.50

Portfolio management fee rebates

Due to the size of your portfolio balance, you are entitled to a rebate of the management fees included in your management costs. This is the amount of portfolio management fees that have been rebated back to your account as detailed in "Your account summary".

-6,744.57

Total fees and costs you paid

This approximate amount includes all the fees and costs that affected your investment during the period.

For more information about fees and costs, please refer to your Product Disclosure Statement (PDS).

37,221.93

Additional explanation of fees and costs

Tax




Rebates are shown before tax as the rebate is paid to you directly and therefore any tax liability is paid by you, not the Unit Trust.

For more information about your statement please refer to the Statement Hub website at www.cfs.com.au/statementhub

Member information

Do you have a question about your account or would you like to provide us with feedback?

Further information in relation to your account is available on request. If you require further information, need assistance understanding this statement, have another enquiry or would simply like to give us feedback, then please contact us by:

-  calling 13 13 36 Monday to Friday, 8:30am to 6pm Sydney time
-  emailing contactus@cfs.com.au
-  writing to Colonial First State, Reply Paid 27, SYDNEY NSW 2001.

Colonial First State Investments Limited ABN 98 002 348 352, AFSL 232468 (CFSIL) is the responsible entity and issuer of products made available under FirstChoice Investments and FirstChoice Wholesale Investments. This document may include general advice but does not take into account your individual objectives, financial situation, needs or tax circumstances. The Target Market Determinations (TMD) for our financial products can be found at www.cfs.com.au/tmd, which include a description of who a financial product might suit. You should read the relevant Product Disclosure Statement (PDS) and Financial Services Guide (FSG) carefully, assess whether the information is appropriate for you, and consider talking to a financial adviser before making an investment decision. You can get the PDS and FSG at www.cfs.com.au or by calling us on 13 13 36.

w.c.

WITHDRAWAL CONFIRMATION
Colonial First State FirstChoice Wholesale Investments

Mr David Geoffrey Ulyett
The Seaweed 2 Superannuation F
The Seaweed 2 Super Fund A/C

Account number: 0910 2590 2543

Transaction summary

Date of withdrawal: 04/05/2023

Investment option	Units withdrawn	Unit price \$	Withdrawal amount \$
FirstChoice Defens	359,986.9096	0.9167	\$330,000.00
Total withdrawal amount			\$330,000.00

Current investment summary as at 04/05/2023*

Investment option	Unit balance	Unit price \$	Current value \$
FSI Conservative	313,508.3556	1.1328	\$355,142.27
JanusHend Glb NatRes	36,459.7681	2.1146	\$77,097.83
FSI Balanced	231,952.0771	1.1563	\$268,206.19
FSI Geared Share	474,150.6033	3.3997	\$1,611,969.81
Pendal Sustain Bal	211,329.7598	0.9225	\$194,951.70
FirstChoice Defens	254,153.6342	0.9167	\$232,982.64
Acadian Grd Glob Eq	928,877.0183	0.7238	\$672,321.19
FSI Grd Glb Prop Sec	468,999.6412	0.1470	\$68,942.95
Generation Glb Share	776,298.2043	1.3949	\$1,082,858.37
Total investment value			\$4,564,472.95

*The account balance may vary if more than one transaction occurred on the effective date. Details on your account may also vary where more than one change was made on the day.

\$330,000.00 has been credited to your nominated bank account.

t0001521k-1142221-0000236

Avanteos Investments Limited ABN 20 096 259 979, AFSL 245531 (AIL) is the trustee of the Colonial First State FirstChoice Superannuation Trust ABN 26 458 298 557 and issuer of the FirstChoice range of super and pension products. Colonial First State Investments Limited ABN 98 002 348 352, AFSL 232468 (CFSIL) is the responsible entity and issuer of products made available under FirstChoice Investments and FirstChoice Wholesale Investments. Commonwealth Bank of Australia ABN 48 123 123 124, AFSL 234945 (CBA) is the issuer, and Colonial First State Investments Limited ABN 98 002 348 352, AFSL 232468 (CFSIL) is the administrator, of the FirstRate Saver and FirstRate Term Deposits products. The investment performance and the repayment of capital of CFSIL products are not guaranteed. This document may include general advice but does not take into account your individual objectives, financial situation, needs or tax circumstances. The Target Market Determinations (TMD) for our financial products can be found at www.cfs.com.au/tmd, which include a description of who a financial product might suit. You should read the relevant Product Disclosure Statement (PDS) and Financial Services Guide (FSG) carefully, assess whether the information is appropriate for you, and consider talking to a financial adviser before making an investment decision. You can get the PDS and FSG at www.cfs.com.au or by calling us on 13 13 36.