
Financial statements and reports for the year ended
30 June 2021

Symons Self Managed Superannuation Fund

Prepared for: SYMONS SMSF NOMINEES PTY LTD

Symons Self Managed Superannuation Fund

Reports Index

Trustees Declaration

Statement of Taxable Income

Operating Statement

Detailed Operating Statement

Statement of Financial Position

Detailed Statement of Financial Position

Notes to the Financial Statements

Members Statement

Investment Summary

Investment Performance

Investment Movement

Detailed Schedule of Fund Assets

Symons Self Managed Superannuation Fund

Trustees Declaration

SYMONS SMSF NOMINEES PTY LTD ACN: 608160292

The directors of the trustee company have determined that the Fund is not a reporting entity and that these special purpose financial statements should be prepared in accordance with the accounting policies described in Note 1 to the financial statements.


The directors of the trustee company declare that:

- (i) the financial statements and notes to the financial statements for the year ended 30 June 2021 present fairly, in all material respects, the financial position of the Superannuation Fund at 30 June 2021 and the results of its operations for the year ended on that date in accordance with the accounting policies described in Note 1 to the financial statements;
- (ii) the financial statements and notes to the financial statements have been prepared in accordance with the requirements of the trust deed; and
- (iii) the operation of the superannuation fund has been carried out in accordance with its trust deed and in compliance with the requirements of the Superannuation Industry (Supervision) Act 1993 and associated Regulations during the year ended 30 June 2021.


Specifically, the directors of the trustee company declare that:

- in accordance with s120 of the Superannuation Industry (Supervision) Act 1993, no individual trustee has been or is a disqualified person;
- the Fund has satisfactory title to all assets, all assets are unencumbered and free from charge as prescribed by s50 of the Superannuation Industry (Supervision) Act 1993 and reg13.14 of the Superannuation Industry (Supervision) Regulations 1994; and
- to the knowledge of the directors of the trustee company, there have been no events or transactions subsequent to the balance date which could have a material impact on the Fund. Where such events have occurred, the effect of such events has been accounted and noted in the Fund's financial statements.

Signed in accordance with a resolution of the directors of the trustee company by:



.....
Kathryn Symons
SYMONS SMSF NOMINEES PTY LTD
Director



.....
Matthew Symons
SYMONS SMSF NOMINEES PTY LTD
Director

24 August 2021

Symons Self Managed Superannuation Fund

Statement of Taxable Income

For the year ended 30 June 2021

| | 2021 |
|--|-------------------|
| | \$ |
| Benefits accrued as a result of operations | 34,248.02 |
| Less | |
| Increase in MV of investments | 15,940.59 |
| Realised Accounting Capital Gains | 4,246.16 |
| Non Taxable Contributions | 955.75 |
| | <u>21,142.50</u> |
| Add | |
| Franking Credits | 1,103.75 |
| | <u>1,103.75</u> |
| SMSF Annual Return Rounding | (2.27) |
| Taxable Income or Loss | <u>14,207.00</u> |
| Income Tax on Taxable Income or Loss | 2,131.05 |
| Less | |
| Franking Credits | 1,103.75 |
| | |
| CURRENT TAX OR REFUND | <u>1,027.30</u> |
| Supervisory Levy | 259.00 |
| Income Tax Instalments Paid | (2,558.00) |
| AMOUNT DUE OR REFUNDABLE | <u>(1,271.70)</u> |

Symons Self Managed Superannuation Fund

Operating Statement

For the year ended 30 June 2021

| | Note | 2021 \$ | 2020 \$ |
|---|------|------------------|------------------|
| Income | | | |
| Investment Income | | | |
| Dividends Received | 7 | 2,575.43 | 2,270.00 |
| Interest Received | | 167.63 | 32.36 |
| Investment Gains | | | |
| Changes in Market Values | 8 | 20,186.75 | (10,399.91) |
| Contribution Income | | | |
| Employer Contributions | | 11,631.46 | 11,833.87 |
| Personal Concessional | | 0.00 | 10,000.00 |
| Personal Non Concessional | | 0.00 | 1,000.00 |
| Other Contributions | | 955.75 | 0.00 |
| Total Income | | <u>35,517.02</u> | <u>14,736.32</u> |
| Expenses | | | |
| Accountancy Fees | | 550.00 | 660.00 |
| Administration Costs | | 130.00 | 130.00 |
| ATO Supervisory Levy | | 259.00 | 259.00 |
| Auditor's Remuneration | | 275.00 | 451.00 |
| ASIC Fees | | 55.00 | 54.00 |
| | | <u>1,269.00</u> | <u>1,554.00</u> |
| Total Expenses | | <u>1,269.00</u> | <u>1,554.00</u> |
| Benefits accrued as a result of operations before income tax | | | |
| | | <u>34,248.02</u> | <u>13,182.32</u> |
| Income Tax Expense | 9 | 1,027.30 | 2,560.09 |
| Benefits accrued as a result of operations | | <u>33,220.72</u> | <u>10,622.23</u> |

Symons Self Managed Superannuation Fund

Detailed Operating Statement

For the year ended 30 June 2021

| | 2021 | 2020 |
|---|------------------|--------------------|
| | \$ | \$ |
| Income | | |
| Investment Income | | |
| Dividends Received | | |
| AMP Limited | 1,000.00 | 0.00 |
| National Australia Bank Limited | 750.00 | 830.00 |
| Telstra Corporation Limited. | 0.00 | 1,440.00 |
| Westpac Banking Corporation | 310.00 | 0.00 |
| Woodside Petroleum Ltd | 515.43 | 0.00 |
| | <u>2,575.43</u> | <u>2,270.00</u> |
| Interest Received | | |
| NabTrade Cash Account | 2.60 | 0.88 |
| NabTrade High Interest Acc | 165.03 | 31.48 |
| | <u>167.63</u> | <u>32.36</u> |
| Contribution Income | | |
| Employer Contributions - Concessional | | |
| Kathryn Symons | 3,703.42 | 1,875.43 |
| Matthew Symons | 7,928.04 | 9,958.44 |
| | <u>11,631.46</u> | <u>11,833.87</u> |
| Personal Contributions - Concessional | | |
| Matthew Symons | 0.00 | 10,000.00 |
| | <u>0.00</u> | <u>10,000.00</u> |
| Personal Contributions - Non Concessional | | |
| Kathryn Symons | 0.00 | 1,000.00 |
| | <u>0.00</u> | <u>1,000.00</u> |
| Other Contributions | | |
| Kathryn Symons | 955.75 | 0.00 |
| | <u>955.75</u> | <u>0.00</u> |
| Investment Gains | | |
| Realised Movements in Market Value | | |
| Shares in Listed Companies (Australian) | | |
| AMP Limited | (2,545.01) | (3,960.94) |
| Emeco Holdings Limited | 1,930.15 | 0.00 |
| Insignia Financial Ltd | (863.47) | 0.00 |
| National Australia Bank Limited | 12,775.83 | (11,971.57) |
| Nufarm Limited | 0.00 | 4,365.55 |
| RCR Tomlinson Limited | 0.00 | (2,714.95) |
| Resolute Mining Limited | (369.90) | 0.00 |
| Saggasco Limited | (3,466.06) | 0.00 |
| Saggasco Limited | 0.00 | 1,785.05 |
| Telstra Corporation Limited. | 0.00 | (7,960.70) |
| Westpac Banking Corporation | (648.96) | 0.00 |
| Wiluna Mining Corporation Limited | (4,634.56) | 0.00 |
| Woodside Petroleum Ltd | 2,068.14 | (539.19) |
| | <u>4,246.16</u> | <u>(20,996.75)</u> |
| Unrealised Movements in Market Value | | |
| Shares in Listed Companies (Australian) | | |
| AMP Limited | (5,294.89) | 4,171.33 |
| Blackham Resources Limited | 0.00 | 6,024.65 |
| National Australia Bank Limited | (2,309.95) | 4,741.80 |

Symons Self Managed Superannuation Fund
Detailed Operating Statement

For the year ended 30 June 2021

| | 2021 | 2020 |
|---|------------------|--------------------|
| | \$ | \$ |
| RCR Tomlinson Limited | 0.00 | 539.95 |
| Sacgasco Limited | 9,846.11 | 1,600.00 |
| Telstra Corporation Limited. | 0.00 | 3,550.85 |
| Westpac Banking Corporation | 6,732.49 | (6,732.49) |
| Wiluna Mining Corporation Limited | 5,139.60 | (5,139.60) |
| Woodside Petroleum Ltd | 1,827.23 | 1,840.35 |
| | <u>15,940.59</u> | <u>10,596.84</u> |
| Changes in Market Values | <u>20,186.75</u> | <u>(10,399.91)</u> |
| Total Income | <u>35,517.02</u> | <u>14,736.32</u> |
| Expenses | | |
| Accountancy Fees | 550.00 | 660.00 |
| Administration Costs | 130.00 | 130.00 |
| ASIC Fees | 55.00 | 54.00 |
| ATO Supervisory Levy | 259.00 | 259.00 |
| Auditor's Remuneration | 275.00 | 451.00 |
| | <u>1,269.00</u> | <u>1,554.00</u> |
| Total Expenses | <u>1,269.00</u> | <u>1,554.00</u> |
| Benefits accrued as a result of operations before income tax | <u>34,248.02</u> | <u>13,182.32</u> |
| Income Tax Expense | | |
| Income Tax Expense | 1,027.30 | 2,560.09 |
| Total Income Tax | <u>1,027.30</u> | <u>2,560.09</u> |
| Benefits accrued as a result of operations | <u>33,220.72</u> | <u>10,622.23</u> |

Symons Self Managed Superannuation Fund

Statement of Financial Position

As at 30 June 2021

| | Note | 2021 \$ | 2020 \$ |
|--|------|-------------------|-------------------|
| Assets | | | |
| Investments | | | |
| Shares in Listed Companies (Australian) | 2 | 39,085.00 | 97,180.00 |
| Total Investments | | <u>39,085.00</u> | <u>97,180.00</u> |
| Other Assets | | | |
| NabTrade Cash Account | | 5,428.15 | 1,000.07 |
| Symons Self Managed Superannuation Fund Business Chq | | 1,789.81 | 2,329.69 |
| NabTrade High Interest Acc | | 90,099.90 | 5,003.17 |
| Income Tax Refundable | | 1,530.70 | 0.00 |
| Total Other Assets | | <u>98,848.56</u> | <u>8,332.93</u> |
| Total Assets | | <u>137,933.56</u> | <u>105,512.93</u> |
| Less: | | | |
| Liabilities | | | |
| Income Tax Payable | | 0.00 | 2,560.09 |
| PAYG Payable | | 1,760.00 | 0.00 |
| Total Liabilities | | <u>1,760.00</u> | <u>2,560.09</u> |
| Net assets available to pay benefits | | <u>136,173.56</u> | <u>102,952.84</u> |
| Represented by: | | | |
| Liability for accrued benefits allocated to members' accounts | 4, 5 | | |
| Symons, Matthew - Accumulation | | 92,051.97 | 70,154.13 |
| Symons, Kathryn - Accumulation | | 44,121.59 | 32,798.71 |
| Total Liability for accrued benefits allocated to members' accounts | | <u>136,173.56</u> | <u>102,952.84</u> |

Symons Self Managed Superannuation Fund
Detailed Statement of Financial Position

As at 30 June 2021

| | Note | 2021 \$ | 2020 \$ |
|--|------|-------------------|-------------------|
| Assets | | | |
| Investments | | | |
| Shares in Listed Companies (Australian) | 2 | | |
| AMP Limited | | 16,875.00 | 18,550.00 |
| National Australia Bank Limited | | 0.00 | 27,330.00 |
| Sagasco Limited | | 0.00 | 5,000.00 |
| Westpac Banking Corporation | | 0.00 | 17,950.00 |
| Wiluna Mining Corporation Limited | | 0.00 | 6,700.00 |
| Woodside Petroleum Ltd | | 22,210.00 | 21,650.00 |
| Total Investments | | <u>39,085.00</u> | <u>97,180.00</u> |
| Other Assets | | | |
| Bank Accounts | 3 | | |
| NabTrade Cash Account | | 5,428.15 | 1,000.07 |
| NabTrade High Interest Acc | | 90,099.90 | 5,003.17 |
| Symons Self Managed Superannuation Fund Business Chq | | 1,789.81 | 2,329.69 |
| Income Tax Refundable | | 1,530.70 | 0.00 |
| Total Other Assets | | <u>98,848.56</u> | <u>8,332.93</u> |
| Total Assets | | <u>137,933.56</u> | <u>105,512.93</u> |
| Less: | | | |
| Liabilities | | | |
| Income Tax Payable | | 0.00 | 2,560.09 |
| PAYG Payable | | 1,760.00 | 0.00 |
| Total Liabilities | | <u>1,760.00</u> | <u>2,560.09</u> |
| Net assets available to pay benefits | | <u>136,173.56</u> | <u>102,952.84</u> |
| Represented By : | | | |
| Liability for accrued benefits allocated to members' accounts | 4, 5 | | |
| Symons, Matthew - Accumulation | | 92,051.97 | 70,154.13 |
| Symons, Kathryn - Accumulation | | 44,121.59 | 32,798.71 |
| Total Liability for accrued benefits allocated to members' accounts | | <u>136,173.56</u> | <u>102,952.84</u> |

Symons Self Managed Superannuation Fund

Notes to the Financial Statements

For the year ended 30 June 2021

Note 1: Summary of Significant Accounting Policies

The trustees have prepared the financial statements on the basis that the Superannuation Fund is a non-reporting entity because there are no users dependent on general purpose financial statements. The financial statements are therefore special purpose financial statements that have been prepared in order to meet the requirements of the Superannuation Industry (Supervision) Act 1993 and associated Regulations, the trust deed of the Fund and the needs of members.

The financial statements have been prepared on a cash basis and are based on historical costs, except for investments which have been measured at market value.

The following significant accounting policies, which are consistent with the policies applied in the previous period unless otherwise stated, have been adopted in the preparation of the financial statements.

The financial statements were authorised for issue by the Director(s).

a. Measurement of Investments

The Fund initially recognises:

- (i) an investment when it controls the future economic benefits expected to flow from the asset. For financial assets, the trade date is considered to be the date on which control of the future economic benefits attributable to the asset passes to the Fund; and
- (ii) a financial liability on the date it becomes a party to the contractual provisions of the instrument.

Investments of the Fund have been measured at market value, which refers to the amount that a willing buyer could reasonably be expected to pay to acquire an asset from a willing seller if the following assumptions were made:

- that the buyer and the seller deal with each other at arm's length in relation to the sale;
- that the sale occurred after proper marketing of the asset; and
- that the buyer and the seller acted knowledgeably and prudentially in relation to the sale.

Market value has been determined as follows:

- (i) shares and other securities listed on the Australian Securities Exchange by reference to the relevant market quotations at the end of the reporting period;
- (ii) units in managed funds by reference to the unit redemption price at the end of the reporting period;
- (iii) fixed-interest securities by reference to the redemption price at the end of the reporting period;
- (iv) unlisted investments are stated at trustees' assessment based on estimated market value at balance date or where necessary, an external valuer's opinion; and
- (v) investment properties at the trustees' assessment of the market value or where necessary a qualified independent valuer's opinion at the end of reporting period.

Financial liabilities, such as trade creditors and other payables, are measured at the gross value of the outstanding balance at the end of the reporting period. The trustees have determined that the gross values of the Fund's financial liabilities is equivalent to their market values. Any remeasurement changes in the gross values of non-current financial liabilities (including liabilities for members' accrued benefits) are recognised in the operating statement in the periods in which they occur.

b. Cash and Cash Equivalents

Cash and cash equivalents include cash on hand and at call, deposits with banks and short-term, highly liquid investments that are readily convertible to cash and subject to an insignificant risk of change in value.

c. Revenue

Revenue is recognised to the extent that it is probable that the economic benefits will flow to the Fund and the revenue can be reliably measured. Revenue is recognised at the fair value of the consideration received or receivable.

Symons Self Managed Superannuation Fund

Notes to the Financial Statements

For the year ended 30 June 2021

Interest revenue

Interest revenue is recognised in respect of fixed-interest securities, and cash and cash equivalent balances. Interest revenue is recognised upon receipt.

Dividend revenue

Dividend revenue is recognised when the dividend has been paid or, in the case of dividend reinvestment schemes, when the dividend is credited to the benefit of the fund.

Rental revenue

Rental revenue arising from operating leases on investment properties is recognised upon receipt.

Distribution revenue

Distributions from unit trusts and managed funds are recognised as at the date the unit value is quoted ex-distribution and if not received at the end of the reporting period, are reflected in the statement of financial position as a receivable at market value.

Remeasurement changes in market values

Remeasurement changes in the market values of assets are recognised as income and determined as the difference between the market value at year-end or consideration received (if sold during the year) and the market value as at the prior year-end or cost (if acquired during the period).

Contributions

Contributions and transfers in are recognised when the control and the benefits from the revenue have been attained and are recorded by the Fund, gross of any taxes, in the period to which they relate.

d. Liability for Accrued Benefits

The liability for accrued benefits represents the Fund's present obligation to pay benefits to members and beneficiaries, and has been calculated as the difference between the carrying amount of the assets and the carrying amount of the other payables and income tax liabilities as at the end of the reporting period.

e. Critical Accounting Estimates and Judgements

The preparation of financial statements requires the trustees to make judgements, estimates and assumptions that affect the application of accounting policies and the reported amounts of assets and liabilities, income and expenses. Actual results may differ from these estimates.

Estimates and underlying assumptions are reviewed on an ongoing basis. Revisions to accounting estimates are recognised in the period in which the estimate is revised and in any future period affected.

Note 2: Shares in Listed Companies (Australian)

| | 2021 \$ | 2020 \$ |
|-----------------------------------|------------|------------|
| AMP Limited | 16,875.00 | 18,550.00 |
| National Australia Bank Limited | 0.00 | 27,330.00 |
| Sacgasco Limited | 0.00 | 5,000.00 |
| Westpac Banking Corporation | 0.00 | 17,950.00 |
| Wiluna Mining Corporation Limited | 0.00 | 6,700.00 |
| Woodside Petroleum Ltd | 22,210.00 | 21,650.00 |

Symons Self Managed Superannuation Fund
Notes to the Financial Statements

For the year ended 30 June 2021

| | |
|-----------|-----------|
| 39,085.00 | 97,180.00 |
|-----------|-----------|

Note 3: Banks and Term Deposits

| | 2021 \$ | 2020 \$ |
|---|------------|------------|
| Banks | | |
| NabTrade Cash Account | 5,428.15 | 1,000.07 |
| NabTrade High Interest Acc | 90,099.90 | 5,003.17 |
| Symons Self Managed Superannuation Fund Business Chq | 1,789.81 | 2,329.69 |
| | 97,317.86 | 8,332.93 |

Note 4: Liability for Accrued Benefits

| | 2021 \$ | 2020 \$ |
|---|------------|-------------|
| Liability for accrued benefits at beginning of year | 102,952.84 | 102,330.61 |
| Benefits accrued as a result of operations | 33,220.72 | 10,622.23 |
| Current year member movements | 0.00 | (10,000.00) |
| Liability for accrued benefits at end of year | 136,173.56 | 102,952.84 |

Note 5: Vested Benefits

Vested benefits are benefits that are not conditional upon continued membership of the fund (or any factor other than resignation from the plan) and include benefits which members were entitled to receive had they terminated their fund membership as at the end of the reporting period.

| | 2021 \$ | 2020 \$ |
|-----------------|------------|------------|
| Vested Benefits | 136,173.56 | 102,952.84 |

Note 6: Guaranteed Benefits

No guarantees have been made in respect of any part of the liability for accrued benefits.

Note 7: Dividends

| | 2021 \$ | 2020 \$ |
|---------------------------------|------------|------------|
| AMP Limited | 1,000.00 | 0.00 |
| National Australia Bank Limited | 750.00 | 830.00 |
| Telstra Corporation Limited. | 0.00 | 1,440.00 |

Symons Self Managed Superannuation Fund
Notes to the Financial Statements

For the year ended 30 June 2021

| | | |
|-----------------------------|-----------------|-----------------|
| Westpac Banking Corporation | 310.00 | 0.00 |
| Woodside Petroleum Ltd | 515.43 | 0.00 |
| | <u>2,575.43</u> | <u>2,270.00</u> |

Note 8: Changes in Market Values

Unrealised Movements in Market Value

| | 2021 \$ | 2020 \$ |
|--|------------------|------------------|
| Shares in Listed Companies (Australian) | | |
| AMP Limited | (5,294.89) | 4,171.33 |
| Blackham Resources Limited | 0.00 | 6,024.65 |
| National Australia Bank Limited | (2,309.95) | 4,741.80 |
| RCR Tomlinson Limited | 0.00 | 539.95 |
| Sacgasco Limited | 9,846.11 | 1,600.00 |
| Telstra Corporation Limited. | 0.00 | 3,550.85 |
| Westpac Banking Corporation | 6,732.49 | (6,732.49) |
| Wiluna Mining Corporation Limited | 5,139.60 | (5,139.60) |
| Woodside Petroleum Ltd | 1,827.23 | 1,840.35 |
| | <u>15,940.59</u> | <u>10,596.84</u> |
| Total Unrealised Movement | <u>15,940.59</u> | <u>10,596.84</u> |

Realised Movements in Market Value

| | 2021 \$ | 2020 \$ |
|--|------------|-------------|
| Shares in Listed Companies (Australian) | | |
| AMP Limited | (2,545.01) | (3,960.94) |
| Emeco Holdings Limited | 1,930.15 | 0.00 |
| Insignia Financial Ltd | (863.47) | 0.00 |
| National Australia Bank Limited | 12,775.83 | (11,971.57) |
| Nufarm Limited | 0.00 | 4,365.55 |
| RCR Tomlinson Limited | 0.00 | (2,714.95) |
| Resolute Mining Limited | (369.90) | 0.00 |
| Sacgasco Limited | (3,466.06) | 0.00 |
| Sacgasco Limited | 0.00 | 1,785.05 |
| Telstra Corporation Limited. | 0.00 | (7,960.70) |

Symons Self Managed Superannuation Fund
Notes to the Financial Statements

For the year ended 30 June 2021

| | | |
|-----------------------------------|------------------|--------------------|
| Westpac Banking Corporation | (648.96) | 0.00 |
| Wiluna Mining Corporation Limited | (4,634.56) | 0.00 |
| Woodside Petroleum Ltd | 2,068.14 | (539.19) |
| | <u>4,246.16</u> | <u>(20,996.75)</u> |
| Total Realised Movement | <u>4,246.16</u> | <u>(20,996.75)</u> |
| Changes in Market Values | <u>20,186.75</u> | <u>(10,399.91)</u> |

Note 9: Income Tax Expense

| | 2021 | 2020 |
|--|-----------------|-----------------|
| | \$ | \$ |
| The components of tax expense comprise | | |
| Current Tax | 1,027.30 | 2,560.09 |
| Income Tax Expense | <u>1,027.30</u> | <u>2,560.09</u> |

The prima facie tax on benefits accrued before income tax is reconciled to the income tax as follows:

| | | |
|--|-----------------|-----------------|
| Prima facie tax payable on benefits accrued before income tax at 15% | 5,137.20 | 1,977.35 |
| Less: | | |
| Tax effect of: | | |
| Non Taxable Contributions | 143.36 | 150.00 |
| Increase in MV of Investments | 2,391.09 | 1,589.53 |
| Realised Accounting Capital Gains | 636.92 | (3,149.51) |
| Add: | | |
| Tax effect of: | | |
| Franking Credits | 165.56 | 145.93 |
| Rounding | (0.34) | (0.31) |
| Income Tax on Taxable Income or Loss | 2,131.05 | 3,532.95 |
| Less credits: | | |
| Franking Credits | 1,103.75 | 972.86 |
| Current Tax or Refund | <u>1,027.30</u> | <u>2,560.09</u> |

Symons Self Managed Superannuation Fund

Members Statement

Matthew John Symons
 28 Coffs Bend
 Secret Harbour, Western Australia, 6173, Australia

Your Details

Date of Birth : Provided
 Age: 39
 Tax File Number: Provided
 Date Joined Fund: 11/09/2015
 Service Period Start Date:
 Date Left Fund:
 Member Code: SYMO0001
 Account Start Date: 11/09/2015
 Account Phase: Accumulation Phase
 Account Description: Accumulation

Nominated Beneficiaries N/A
 Vested Benefits 92,051.97

Your Balance

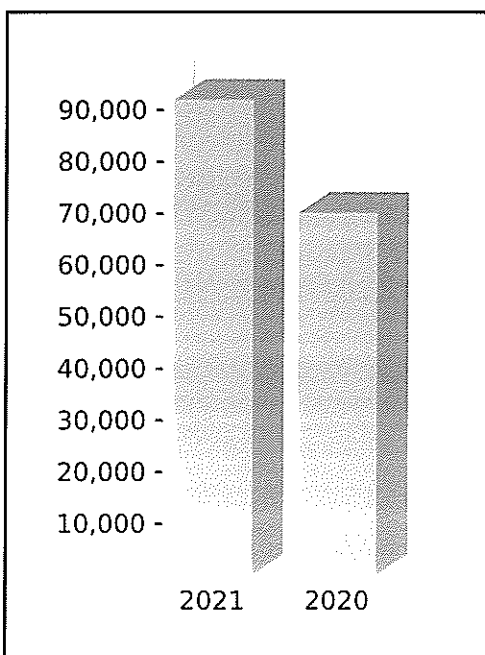
Total Benefits 92,051.97

Preservation Components

Preserved 92,051.97
 Unrestricted Non Preserved
 Restricted Non Preserved

Tax Components

Tax Free 890.71
 Taxable 91,161.26
 Investment Earnings Rate 20.91%



Your Detailed Account Summary

| | This Year | Last Year |
|--|-----------|------------|
| Opening balance at 01/07/2020 | 70,154.13 | 69,411.38 |
| <u>Increases to Member account during the period</u> | | |
| Employer Contributions | 7,928.04 | 9,958.44 |
| Personal Contributions (Concessional) | | 10,000.00 |
| Personal Contributions (Non Concessional) | | |
| Government Co-Contributions | | |
| Other Contributions | | |
| Proceeds of Insurance Policies | | |
| Transfers In | | |
| Net Earnings | 15,420.71 | (6,043.39) |
| Internal Transfer In | | |
| <u>Decreases to Member account during the period</u> | | |
| Pensions Paid | | |
| Contributions Tax | 1,189.21 | 2,993.77 |
| Income Tax | 261.70 | 178.53 |
| No TFN Excess Contributions Tax | | |
| Excess Contributions Tax | | |
| Refund Excess Contributions | | |
| Division 293 Tax | | |
| Insurance Policy Premiums Paid | | |
| Management Fees | | |
| Member Expenses | | |
| Benefits Paid/Transfers Out | | 10,000.00 |
| Superannuation Surcharge Tax | | |
| Internal Transfer Out | | |
| Closing balance at 30/06/2021 | 92,051.97 | 70,154.13 |


Symons Self Managed Superannuation Fund

Members Statement


Trustee's Disclaimer

This statement has been prepared by the Trustee for the member whose name appears at the top of this statement. Every effort has been made by the Trustee to ensure the accuracy and completeness of this Statement. The Trustee does not accept any liability for any error, omission or misprint. All amounts shown in relation to benefits do not take into account any amounts which may be withheld to satisfy the requirements imposed by the Income Tax Assessment Act 1936.

Signed by all the trustees of the fund



Kathryn Mae Symons
Director



Matthew John Symons
Director

Symons Self Managed Superannuation Fund

Members Statement

Kathryn Mae Symons
 28 Coffs Bend
 Secret Harbour, Western Australia, 6173, Australia

Your Details

Date of Birth : Provided
 Age: 35
 Tax File Number: Provided
 Date Joined Fund: 14/09/2015
 Service Period Start Date:
 Date Left Fund:
 Member Code: SYMO0002
 Account Start Date: 14/09/2015
 Account Phase: Accumulation Phase
 Account Description: Accumulation

Nominated Beneficiaries N/A
 Vested Benefits 44,121.59

Your Balance

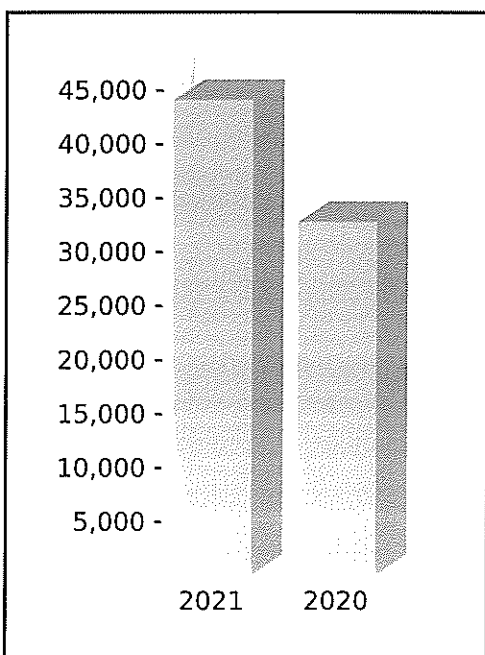
Total Benefits 44,121.59

Preservation Components

Preserved 44,121.59
 Unrestricted Non Preserved
 Restricted Non Preserved

Tax Components

Tax Free 3,594.40
 Taxable 40,527.19
 Investment Earnings Rate 20.91%



Your Detailed Account Summary

| | This Year | Last Year |
|--|-----------|------------|
| Opening balance at 01/07/2020 | 32,798.71 | 32,919.23 |
| <u>Increases to Member account during the period</u> | | |
| Employer Contributions | 3,703.42 | 1,875.43 |
| Personal Contributions (Concessional) | | |
| Personal Contributions (Non Concessional) | | 1,000.00 |
| Government Co-Contributions | 500.00 | |
| Other Contributions | 455.75 | |
| Proceeds of Insurance Policies | | |
| Transfers In | | |
| Net Earnings | 7,343.85 | (2,635.30) |
| Internal Transfer In | | |
| <u>Decreases to Member account during the period</u> | | |
| Pensions Paid | | |
| Contributions Tax | 555.51 | 281.33 |
| Income Tax | 124.63 | 79.32 |
| No TFN Excess Contributions Tax | | |
| Excess Contributions Tax | | |
| Refund Excess Contributions | | |
| Division 293 Tax | | |
| Insurance Policy Premiums Paid | | |
| Management Fees | | |
| Member Expenses | | |
| Benefits Paid/Transfers Out | | |
| Superannuation Surcharge Tax | | |
| Internal Transfer Out | | |
| Closing balance at 30/06/2021 | 44,121.59 | 32,798.71 |


Symons Self Managed Superannuation Fund

Members Statement


Trustee's Disclaimer

This statement has been prepared by the Trustee for the member whose name appears at the top of this statement. Every effort has been made by the Trustee to ensure the accuracy and completeness of this Statement. The Trustee does not accept any liability for any error, omission or misprint. All amounts shown in relation to benefits do not take into account any amounts which may be withheld to satisfy the requirements imposed by the Income Tax Assessment Act 1936.

Signed by all the trustees of the fund



Kathryn Mae Symons
Director



Matthew John Symons
Director

Symons Self Managed Superannuation Fund Investment Summary Report

As at 30 June 2021

| Investment | Units | Market Price | Market Value | Average Cost | Accounting Cost | Unrealised Gain/(Loss) | Gain/(Loss)% | Portfolio Weight% |
|---|-----------|---------------|-------------------|--------------|-------------------|------------------------|-----------------|-------------------|
| Cash/Bank Accounts | | | | | | | | |
| NabTrade Cash Account | | 5,428.150000 | 5,428.15 | 5,428.15 | 5,428.15 | | | 3.98 % |
| NabTrade High Interest Acc | | 90,099.900000 | 90,099.90 | 90,099.90 | 90,099.90 | | | 66.05 % |
| Symons Self Managed Superannuation Fund Business Ctlq | | 1,789.810000 | 1,789.81 | 1,789.81 | 1,789.81 | | | 1.31 % |
| | | | 97,317.86 | | 97,317.86 | | | 71.35 % |
| Shares in Listed Companies (Australian) | | | | | | | | |
| AMP.AX AMP Limited | 15,000.00 | 1.125000 | 16,875.00 | 1.39 | 20,890.86 | (4,015.86) | (19.22) % | 12.37 % |
| WPL.AX Woodside Petroleum Ltd | 1,000.00 | 22.210000 | 22,210.00 | 18.54 | 18,542.42 | 3,667.58 | 19.78 % | 16.28 % |
| | | | 39,085.00 | | 39,433.28 | (348.28) | (0.88) % | 28.65 % |
| | | | 136,402.86 | | 136,751.14 | (348.28) | (0.25) % | 100.00 % |

Symons Self Managed Superannuation Fund Investment Performance

As at 30 June 2021

| Investment | Opening Value | Purchases / Additions | Sales / Reductions | Closing Value | Realised Market Gain | Unrealised Market Gain | Net Income | Income and Market Gain | Return % |
|--|-------------------|-----------------------|--------------------|-------------------|----------------------|------------------------|-----------------|------------------------|-----------------|
| Bank Accounts | | | | | | | | | |
| NabTrade Cash Account | 1,000.07 | 0.00 | 0.00 | 5,428.15 | 0.00 | 0.00 | 2.60 | 2.60 | 0.26 % |
| NabTrade High Interest Acc | 5,003.17 | 0.00 | 0.00 | 90,099.90 | 0.00 | 0.00 | 165.03 | 165.03 | 3.30 % |
| Symons Self Managed Superannuation Fund Business Chq | 2,329.69 | 0.00 | 0.00 | 1,789.81 | 0.00 | 0.00 | 0.00 | 0.00 | 0.00 % |
| | 8,332.93 | 0.00 | 0.00 | 97,317.86 | 0.00 | 0.00 | 167.63 | 167.63 | 2.01 % |
| Shares in Listed Companies (Australian) | | | | | | | | | |
| AMP.AX AMP Limited | 18,550.00 | 12,819.95 | 9,200.06 | 16,875.00 | (2,545.01) | (5,294.89) | 1,428.57 | (6,411.33) | (28.92) % |
| EHL.AX Emeco Holdings Limited | 0.00 | 7,449.90 | 7,449.90 | 0.00 | 1,930.15 | 0.00 | 0.00 | 1,930.15 | 0.00 % |
| IFL.AX Insignia Financial Ltd | 0.00 | 10,294.90 | 10,294.90 | 0.00 | (863.47) | 0.00 | 0.00 | (863.47) | 0.00 % |
| NAB.AX National Australia Bank Limited | 27,330.00 | 0.00 | 25,020.05 | 0.00 | 12,775.83 | (2,309.95) | 1,071.43 | 11,537.31 | 499.46 % |
| RSG.AX Resolute Mining Limited | 0.00 | 2,834.95 | 2,834.95 | 0.00 | (369.90) | 0.00 | 0.00 | (369.90) | 0.00 % |
| SGC.AX Sargasco Limited | 5,000.00 | 0.00 | 14,846.11 | 0.00 | (3,466.06) | 9,846.11 | 0.00 | 6,380.05 | (64.80) % |
| WBC.AX Westpac Banking Corporation | 17,950.00 | 0.00 | 24,682.49 | 0.00 | (648.96) | 6,732.49 | 442.86 | 6,526.39 | (96.94) % |
| WMX.AX Wiluna Mining Corporation Limited | 6,700.00 | 0.00 | 11,839.60 | 0.00 | (4,634.56) | 5,139.60 | 0.00 | 505.04 | (9.83) % |
| WPL.AX Woodside Petroleum Ltd | 21,650.00 | 8,929.95 | 10,197.18 | 22,210.00 | 2,068.14 | 1,827.23 | 736.32 | 4,631.69 | 22.72 % |
| | 97,180.00 | 42,329.65 | 116,365.24 | 39,085.00 | 4,246.16 | 15,940.59 | 3,679.18 | 23,865.93 | 103.12 % |
| | 105,512.93 | 42,329.65 | 116,365.24 | 136,402.86 | 4,246.16 | 15,940.59 | 3,846.81 | 24,033.56 | 76.35 % |

Symons Self Managed Superannuation Fund Investment Movement Report

As at 30 June 2021

| Investment | Opening Balance | | Additions | | Disposals | | Closing Balance | |
|--|-----------------|-----------------|-----------|-------------------|---------------------|------------------|-----------------|------------------|
| | Units | Cost | Units | Cost | Units | Cost | Units | Cost |
| Bank Accounts | | | | | | | | |
| NabTrade Cash Account | | 1,000.07 | | 155,751.39 | (151,323.31) | 5,428.15 | | 5,428.15 |
| NabTrade High Interest Acc | | 5,003.17 | | 109,158.69 | (24,061.96) | 90,099.90 | | 90,099.90 |
| Symons Self Managed Superannuation Fund Business Chq | | 2,329.69 | | 12,587.21 | (13,127.09) | 1,789.81 | | 1,789.81 |
| | | 8,332.93 | | 277,497.29 | (188,512.36) | 97,317.86 | | 97,317.86 |
| Shares in Listed Companies (Australian) | | | | | | | | |
| AMP.AX - AMP Limited | 10,000.00 | 17,270.97 | 10,000.00 | 12,819.95 | (9,200.06) | (2,545.01) | 15,000.00 | 20,890.86 |
| EHL.AX - Emeco Holdings Limited | | | 8,000.00 | 7,449.90 | (7,449.90) | 1,930.15 | | 0.00 |
| IFL.AX - Insignia Financial Ltd | | | 3,000.00 | 10,294.90 | (10,294.90) | (863.47) | | 0.00 |
| NAB.AX - National Australia Bank Limited | 1,500.00 | 25,020.05 | | | (25,020.05) | 12,775.83 | | 0.00 |
| RSG.AX - Resolute Mining Limited | | | 4,000.00 | 2,834.95 | (2,834.95) | (369.90) | | 0.00 |
| SGC.AX - Saggasco Limited | 200,000.00 | 14,846.11 | | | (14,846.11) | (3,466.06) | | 0.00 |
| WBC.AX - Westpac Banking Corporation | 1,000.00 | 24,682.49 | | | (24,682.49) | (648.96) | | 0.00 |
| WMX.AX - Wiluna Mining Corporation Limited | | | | | | | | |

Symons Self Managed Superannuation Fund
Investment Movement Report

As at 30 June 2021

| Investment | Opening Balance | | Additions | | Disposals | | Closing Balance | | Market Value |
|--------------------------------|-----------------|------------|-----------|------------|------------|--------------|-----------------|------------|--------------|
| | Units | Cost | Units | Cost | Units | Cost | Units | Cost | |
| | 5,000.00 | 11,839.60 | | | (5,000.00) | (11,839.60) | | 0.00 | |
| WPLAX - Woodside Petroleum Ltd | 1,000.00 | 19,809.65 | 500.00 | 8,929.95 | (500.00) | (10,197.18) | 1,000.00 | 18,542.42 | 22,210.00 |
| | | 113,468.87 | | 42,329.65 | | (116,365.24) | | 39,433.28 | 39,085.00 |
| | | 121,801.80 | | 319,826.94 | | (304,877.60) | | 136,751.14 | 136,402.86 |

Symons Self Managed Superannuation Fund

Detailed Schedule of Fund Assets

As at 30 June 2021

| Transaction Date | Description | Units | Amount \$ |
|--|--|------------|-------------|
| Shares in Listed Companies (Australian) (77600) | | | |
| <u>AMP Limited (AMP.AX)</u> | | | |
| 04/10/2018 | BUY AMP.ASX 2400 AUD 3.06 | 2,400.00 | 7,351.95 |
| 24/01/2019 | BUY AMP.ASX 1100 AUD 2.63 | 1,100.00 | 2,907.95 |
| 09/05/2019 | BUY AMP.ASX 750 AUD 2.21 | 750.00 | 1,672.45 |
| 24/06/2019 | BUY AMP.ASX 750 AUD 2.06 | 750.00 | 1,559.95 |
| 30/06/2019 | Revaluation - 28/06/2019 @ \$2.120000 (System Price) - 5,000.000000 Units on hand | | (2,892.30) |
| 18/07/2019 | BUY AMP 5000 @ 1.82 | 5,000.00 | 9,119.95 |
| 02/09/2019 | Cis - AMP SPP 2019 [Cis - AMP SPP 2019 (4687 SHARES)] | 4,687.00 | 7,500.00 |
| 20/09/2019 | SELL AMP 2187 @ 1.822 | (2,187.00) | (6,699.46) |
| 20/09/2019 | Unrealised Gain writeback as at 20/09/2019 | | 632.55 |
| 26/11/2019 | SELL AMP 2500 @ 1.97 | (2,500.00) | (6,141.82) |
| 26/11/2019 | Unrealised Gain writeback as at 26/11/2019 | | 723.07 |
| 23/04/2020 | Revaluation - 23/04/2020 @ \$1.295000 (System Price) - 10,000.000000 Units on hand | | (2,784.29) |
| 30/06/2020 | Revaluation - 30/06/2020 @ \$1.855000 (System Price) - 10,000.000000 Units on hand | | 5,600.00 |
| 23/02/2021 | SELL AMP.ASX 5000 AUD 1.335 84398771 NT1831848-002 | (5,000.00) | (9,200.06) |
| 23/02/2021 | Unrealised Gain writeback as at 23/02/2021 | | (639.52) |
| 06/04/2021 | BUY AMP.ASX 10000 AUD 1.28 87215348 NT1831848-002 | 10,000.00 | 12,819.95 |
| 30/06/2021 | Revaluation - 30/06/2021 @ \$1.125000 (System Price) - 15,000.000000 Units on hand | | (4,655.37) |
| | | 15,000.00 | 16,875.00 |
| <u>BHP Group Limited (BHP.AX)</u> | | | |
| 29/06/2017 | BUY BHP 750 Shares | 750.00 | 16,707.45 |
| 30/06/2017 | Revaluation - 30/06/2017 @ \$23.280000 (System Price) - 750.000000 Units on hand | | 752.55 |
| 10/07/2017 | SELL BHP 750 AUD 24.31 | (750.00) | (16,707.45) |
| 10/07/2017 | Unrealised Gain writeback as at 10/07/2017 | | (752.55) |
| 02/09/2017 | Revaluation - 01/09/2017 @ \$27.420000 (System Price) - 750.000000 Units on hand | | 3,105.00 |
| 30/09/2017 | Revaluation - 29/09/2017 @ \$25.780000 (System Price) - 750.000000 Units on hand | | (1,230.00) |
| 04/11/2017 | Revaluation - 03/11/2017 @ \$27.690000 (System Price) - 750.000000 Units on hand | | 1,432.50 |
| 30/11/2017 | Revaluation - 29/11/2017 @ \$27.640000 (System Price) - 750.000000 Units on hand | | (37.50) |
| 31/12/2017 | Revaluation - 29/12/2017 @ \$29.570000 (System Price) - 750.000000 Units on hand | | 1,447.50 |
| 31/01/2018 | Revaluation - 30/01/2018 @ \$30.340000 (System Price) - 750.000000 Units on hand | | 577.50 |
| 28/02/2018 | Revaluation - 27/02/2018 @ \$31.110000 (System Price) - 750.000000 Units on hand | | 577.50 |
| 31/03/2018 | Revaluation - 29/03/2018 @ \$28.210000 (System Price) - 750.000000 Units on hand | | (2,175.00) |
| 30/04/2018 | Revaluation - 27/04/2018 @ \$31.110000 (System Price) - 750.000000 Units on hand | | 2,175.00 |
| 31/05/2018 | Revaluation - 30/05/2018 @ \$32.200000 (System Price) - 750.000000 Units on hand | | 817.50 |
| 26/06/2018 | Revaluation - 25/06/2018 @ \$32.980000 (System Price) - 750.000000 Units on hand | | 585.00 |
| 30/06/2018 | Revaluation - 30/06/2018 @ \$0.000000 - 0.000000 Units on hand | | (7,275.00) |
| | | 0.00 | 0.00 |
| <u>Blackham Resources Limited (BLK.AX)</u> | | | |
| 26/03/2018 | BUY BLK 25000 AUD 0.084 | 25,000.00 | 2,114.95 |

Symons Self Managed Superannuation Fund

Detailed Schedule of Fund Assets

As at 30 June 2021

| Transaction Date | Description | Units | Amount \$ |
|---|---|--------------|-------------|
| 11/04/2018 | BUY BLK 25000 AUD 0.089 | 25,000.00 | 2,239.95 |
| 30/06/2018 | Revaluation - 29/06/2018 @ \$0.069000 (System Price) - 50,000.000000 Units on hand | | (904.90) |
| 10/08/2018 | BUY BLK.ASX 15000 AUD .047 | 15,000.00 | 719.95 |
| 13/08/2018 | BUY BLK.ASX 10000 AUD .046 | 10,000.00 | 474.95 |
| 02/10/2018 | BUY BLK.ASX 25000 AUD 0.042 | 25,000.00 | 1,064.95 |
| 12/04/2019 | BUY BLK.ASX 120000 AUD 0.015 | 120,000.00 | 1,814.95 |
| 09/05/2019 | BUY BLK.ASX 80000 AUD 0.011 | 80,000.00 | 894.95 |
| 30/06/2019 | Revaluation - 28/06/2019 @ \$0.011000 (System Price) - 300,000.000000 Units on hand | | (5,119.75) |
| 17/01/2020 | BUY BLK 200000 @ 0.013 | 200,000.00 | 2,514.95 |
| 23/04/2020 | Revaluation - 23/04/2020 @ \$0.011000 (System Price) - 500,000.000000 Units on hand | | (314.95) |
| 09/06/2020 | 1 for 100 share consolidation of BLK.AX | (495,000.00) | 0.00 |
| 18/06/2020 | BLK.AX to WMX.AX | (5,000.00) | 0.00 |
| 18/06/2020 | BLK.AX to WMX.AX | 0.00 | (11,839.60) |
| 30/06/2020 | Revaluation - 30/06/2020 @ \$0.000000 - 0.000000 Units on hand | | 6,339.60 |
| | | 0.00 | 0.00 |
| <u>Emeco Holdings Limited (EHL.AX)</u> | | | |
| 19/10/2020 | BUY EHL.ASX 5000 AUD .815 75798695 NT1831848-002 | 5,000.00 | 4,089.95 |
| 24/12/2020 | BUY EHL.ASX 3000 AUD 1.115 80117398 NT1831848-002 | 3,000.00 | 3,359.95 |
| 19/01/2021 | SELL EHL.ASX 8000 AUD 1.175 81430413 NT1831848-002 | (8,000.00) | (7,449.90) |
| | | 0.00 | 0.00 |
| <u>Insignia Financial Ltd (IFL.AX)</u> | | | |
| 28/01/2021 | BUY IFL.ASX 1500 AUD 3.71 82071068 NT1831848-002 | 1,500.00 | 5,584.95 |
| 02/02/2021 | BUY IFL.ASX 1500 AUD 3.13 82544417 NT1831848-002 | 1,500.00 | 4,709.95 |
| 23/02/2021 | SELL IFL.ASX 3000 AUD 3.15 84392718 NT1831848-002 | (3,000.00) | (10,294.90) |
| | | 0.00 | 0.00 |
| <u>National Australia Bank Limited (NAB.AX)</u> | | | |
| 16/03/2018 | BUY NAB 450 AUD 30 | 450.00 | 13,519.95 |
| 12/04/2018 | BUY NAB 300 AUD 28.64 | 300.00 | 8,611.95 |
| 30/06/2018 | Revaluation - 29/06/2018 @ \$27.410000 (System Price) - 750.000000 Units on hand | | (1,574.40) |
| 01/10/2018 | BUY NAB.ASX 500 AUD 27.36 | 500.00 | 13,699.95 |
| 30/06/2019 | Revaluation - 28/06/2019 @ \$26.720000 (System Price) - 1,250.000000 Units on hand | | (857.45) |
| 22/08/2019 | SELL NAB 250 @ 27.31 | (250.00) | (7,511.08) |
| 22/08/2019 | Unrealised Gain writeback as at 22/08/2019 | | 486.37 |
| 23/04/2020 | Revaluation - 23/04/2020 @ \$15.720000 (System Price) - 1,000.000000 Units on hand | | (10,655.29) |
| 20/05/2020 | BPay NAB SPP | 1,060.00 | 15,000.00 |
| 04/06/2020 | NAB SPP REFUND NSPPA | (781.00) | (22,320.19) |
| 04/06/2020 | Unrealised Gain writeback as at 04/06/2020 | | 737.58 |
| 16/06/2020 | BUY NAB 221 @ 18.12 | 221.00 | 4,019.47 |
| 30/06/2020 | Revaluation - 30/06/2020 @ \$18.220000 (System Price) - 1,500.000000 Units on hand | | 14,173.14 |
| 23/02/2021 | SELL NAB.ASX 1500 AUD 25.23 84392433 NT1831848-002 | (1,500.00) | (25,020.05) |
| 23/02/2021 | Unrealised Gain writeback as at 23/02/2021 | | (2,309.95) |
| | | 0.00 | 0.00 |
| <u>Nufarm Limited (NUF.AX)</u> | | | |
| 26/07/2019 | BUY NUF 700 @ 4.63 | 700.00 | 3,255.95 |

Symons Self Managed Superannuation Fund

Detailed Schedule of Fund Assets

As at 30 June 2021

| Transaction Date | Description | Units | Amount \$ |
|--|---|--------------|-------------|
| 20/09/2019 | BUY NUF 2300 @ 4.80 | 2,300.00 | 11,055.58 |
| 17/01/2020 | SELL NUF 3000 @ 6.23 | (3,000.00) | (14,311.53) |
| | | 0.00 | 0.00 |
| <u>RCR Tomlinson Limited (RCR.AX)</u> | | | |
| 02/10/2018 | BUY RCR.ASX 2500 AUD 1.08 | 2,500.00 | 2,714.95 |
| 30/06/2019 | Revaluation - 09/11/2018 @ \$0.870000 (System Price) - 2,500.000000 Units on hand | | (539.95) |
| 30/06/2020 | Disposal of RCR Group shares due to liquidation | (2,500.00) | (2,714.95) |
| 30/06/2020 | Unrealised Gain writeback as at 30/06/2020 | | 539.95 |
| | | 0.00 | 0.00 |
| <u>Resolute Mining Limited (RSG.AX)</u> | | | |
| 28/01/2021 | BUY RSG.ASX 4000 AUD .705 82071075 NT1831848-002 | 4,000.00 | 2,834.95 |
| 23/02/2021 | SELL RSG.ASX 4000 AUD .62 84391814 NT1831848-002 | (4,000.00) | (2,834.95) |
| | | 0.00 | 0.00 |
| <u>Sagasco Limited (SGC.AX)</u> | | | |
| 11/07/2017 | BUY SGC 30000 AUD 0.11 | 30,000.00 | 3,314.95 |
| 26/07/2017 | BUY SGC 5000 AUD 0.094 | 5,000.00 | 484.95 |
| 14/08/2017 | BUY SGC 5000 AUD 0.087 | 5,000.00 | 449.95 |
| 14/08/2017 | BUY SGC 10000 AUD 0.077 | 10,000.00 | 784.95 |
| 14/09/2017 | SELL SGC 20000 AUD 0.14 | (20,000.00) | (2,209.97) |
| 02/10/2017 | SELL SGC 30000 AUD 0.165 | (30,000.00) | (2,824.83) |
| 25/10/2017 | BUY SGC 40000 AUD 0.16 | 40,000.00 | 6,419.95 |
| 13/11/2017 | BUY SGC 5000 AUD 0.165 | 5,000.00 | 839.95 |
| 15/12/2017 | BUY SGC 5000 AUD 0.085 | 5,000.00 | 439.95 |
| 20/02/2018 | BUY SGC 20000 AUD 0.077 | 20,000.00 | 1,554.95 |
| 20/02/2018 | BUY SGC 5000 AUD 0.077 | 5,000.00 | 399.95 |
| 26/03/2018 | BUY SGC 15000 AUD 0.082 | 15,000.00 | 1,244.95 |
| 11/04/2018 | BUY SGC 10000 AUD 0.079 | 10,000.00 | 803.34 |
| 18/06/2018 | BUY SGC 20000 AUD 0.037 | 20,000.00 | 754.95 |
| 30/06/2018 | Revaluation - 29/06/2018 @ \$0.029000 (System Price) - 120,000.000000 Units on hand | | (8,977.99) |
| 10/07/2018 | BUY SGC.ASX 5000 AUD 0.033 | 5,000.00 | 179.95 |
| 01/10/2018 | BUY SGC.ASX 25000 AUD .029 | 25,000.00 | 739.95 |
| 24/01/2019 | BUY SGC.ASX 50000 AUD 0.029 | 50,000.00 | 1,468.22 |
| 30/06/2019 | Revaluation - 28/06/2019 @ \$0.017000 (System Price) - 200,000.000000 Units on hand | | (2,468.12) |
| 23/04/2020 | Revaluation - 22/04/2020 @ \$0.011000 (System Price) - 200,000.000000 Units on hand | | (1,200.00) |
| 30/06/2020 | Revaluation - 30/06/2020 @ \$0.025000 (System Price) - 200,000.000000 Units on hand | | 2,800.00 |
| 30/12/2020 | SELL SGC.ASX 200000 AUD .057 80232934 NT1831848-002 | (200,000.00) | (14,846.11) |
| 30/12/2020 | Unrealised Gain writeback as at 30/12/2020 | | 9,846.11 |
| | | 0.00 | 0.00 |
| <u>Sagasco Limited (SGCOA.AX)</u> | | | |
| 16/09/2019 | Internet BPay Advance Share | 150,000.00 | 450.00 |
| 21/10/2019 | SELL SGCOA 150000 @ 0.015 | (150,000.00) | (450.00) |
| | | 0.00 | 0.00 |
| <u>Sigma Healthcare Limited (SIG.AX)</u> | | | |
| 26/03/2018 | BUY SIG 4400 AUD 0.81 | 4,400.00 | 3,578.95 |

Symons Self Managed Superannuation Fund

Detailed Schedule of Fund Assets

As at 30 June 2021

| Transaction Date | Description | Units | Amount \$ |
|--|---|------------|------------|
| 03/04/2018 | BUY SIG 600 AUD 0.805 | 600.00 | 497.95 |
| 18/06/2018 | SELL SIG 5000 AUD 0.755 | (5,000.00) | (4,076.90) |
| | | 0.00 | 0.00 |
| <u>Seven West Media Limited (SWM.AX)</u> | | | |
| 24/05/2017 | BUY SWM 6000 Shares | 6,000.00 | 4,274.95 |
| 08/06/2017 | BUY SWM 1500 Shares | 1,500.00 | 1,038.70 |
| 30/06/2017 | Revaluation - 30/06/2017 @ \$0.715000 (System Price) - 7,500.000000 Units on hand | | 48.85 |
| 26/07/2017 | SELL SWM 2500 AUD 0.805 | (2,500.00) | (1,781.23) |
| 26/07/2017 | Unrealised Gain writeback as at 26/07/2017 | | (16.28) |
| 27/07/2017 | SELL SWM 5000 AUD 0.825 | (5,000.00) | (3,532.42) |
| 27/07/2017 | Unrealised Gain writeback as at 27/07/2017 | | (32.57) |
| 02/09/2017 | Revaluation - 01/09/2017 @ \$0.695000 (System Price) - 7,500.000000 Units on hand | | (150.00) |
| 30/09/2017 | Revaluation - 29/09/2017 @ \$0.665000 (System Price) - 7,500.000000 Units on hand | | (225.00) |
| 04/11/2017 | Revaluation - 03/11/2017 @ \$0.620000 (System Price) - 7,500.000000 Units on hand | | (337.50) |
| 30/11/2017 | Revaluation - 29/11/2017 @ \$0.630000 (System Price) - 7,500.000000 Units on hand | | 75.00 |
| 31/12/2017 | Revaluation - 29/12/2017 @ \$0.615000 (System Price) - 7,500.000000 Units on hand | | (112.50) |
| 31/01/2018 | Revaluation - 30/01/2018 @ \$0.565000 (System Price) - 7,500.000000 Units on hand | | (375.00) |
| 28/02/2018 | Revaluation - 27/02/2018 @ \$0.645000 (System Price) - 7,500.000000 Units on hand | | 600.00 |
| 31/03/2018 | Revaluation - 29/03/2018 @ \$0.540000 (System Price) - 7,500.000000 Units on hand | | (787.50) |
| 30/04/2018 | Revaluation - 27/04/2018 @ \$0.550000 (System Price) - 7,500.000000 Units on hand | | 75.00 |
| 31/05/2018 | Revaluation - 30/05/2018 @ \$0.805000 (System Price) - 7,500.000000 Units on hand | | 1,912.50 |
| 26/06/2018 | Revaluation - 25/06/2018 @ \$0.830000 (System Price) - 7,500.000000 Units on hand | | 187.50 |
| 30/06/2018 | Revaluation - 30/06/2018 @ \$0.000000 - 0.000000 Units on hand | | (862.50) |
| | | 0.00 | 0.00 |
| <u>Telstra Corporation Limited. (TLS.AX)</u> | | | |
| 26/04/2017 | BUY TLS 3250 Shares | 3,250.00 | 13,767.45 |
| 26/06/2017 | BUY TLS 1750 Shares | 1,750.00 | 7,597.45 |
| 30/06/2017 | Revaluation - 30/06/2017 @ \$4.300000 (System Price) - 5,000.000000 Units on hand | | 135.10 |
| 20/07/2017 | BUY TLS 2500 AUD 4.22 | 2,500.00 | 10,569.95 |
| 21/07/2017 | BUY TLS 2500 AUD 4.13 | 2,500.00 | 10,332.45 |
| 27/07/2017 | BUY TLS 1000 AUD 4.11 | 1,000.00 | 4,124.95 |
| 02/09/2017 | Revaluation - 01/09/2017 @ \$3.670000 (System Price) - 5,000.000000 Units on hand | | (3,150.00) |
| 30/09/2017 | Revaluation - 29/09/2017 @ \$3.490000 (System Price) - 5,000.000000 Units on hand | | (900.00) |
| 04/11/2017 | Revaluation - 03/11/2017 @ \$3.500000 (System Price) - 5,000.000000 Units on hand | | 50.00 |
| 30/11/2017 | Revaluation - 29/11/2017 @ \$3.390000 (System Price) - 5,000.000000 Units on hand | | (550.00) |
| 31/12/2017 | Revaluation - 29/12/2017 @ \$3.630000 (System Price) - 5,000.000000 Units on hand | | 1,200.00 |
| 31/01/2018 | Revaluation - 30/01/2018 @ \$3.600000 (System Price) - 5,000.000000 Units on hand | | (150.00) |
| 28/02/2018 | Revaluation - 27/02/2018 @ \$3.490000 (System Price) - 5,000.000000 Units on hand | | (550.00) |
| 26/03/2018 | SELL TLS 1000 AUD 3.27 | (1,000.00) | (4,341.40) |

Symons Self Managed Superannuation Fund

Detailed Schedule of Fund Assets

As at 30 June 2021

| Transaction Date | Description | Units | Amount \$ |
|---|--|------------|-------------|
| 26/03/2018 | Unrealised Gain writeback as at 26/03/2018 | | 355.90 |
| 31/03/2018 | Revaluation - 29/03/2018 @ \$3.140000 (System Price) - 5,000.000000 Units on hand | | (1,750.00) |
| 30/04/2018 | Revaluation - 27/04/2018 @ \$3.150000 (System Price) - 5,000.000000 Units on hand | | 50.00 |
| 31/05/2018 | Revaluation - 30/05/2018 @ \$2.790000 (System Price) - 5,000.000000 Units on hand | | (1,800.00) |
| 26/06/2018 | Revaluation - 25/06/2018 @ \$2.660000 (System Price) - 5,000.000000 Units on hand | | (650.00) |
| 30/06/2018 | Revaluation - 29/06/2018 @ \$2.620000 (System Price) - 10,000.000000 Units on hand | | (8,141.85) |
| 30/06/2019 | Revaluation - 28/06/2019 @ \$3.850000 (System Price) - 10,000.000000 Units on hand | | 12,300.00 |
| 20/09/2019 | SELL TLS 2000 @ 3.58 | (2,000.00) | (8,551.22) |
| 20/09/2019 | Unrealised Gain writeback as at 20/09/2019 | | 710.17 |
| 12/03/2020 | SELL TLS 3000 @ 3.50 | (3,000.00) | (12,700.26) |
| 12/03/2020 | Unrealised Gain writeback as at 12/03/2020 | | 1,065.26 |
| 18/03/2020 | SELL TLS 5000 @ 3.30 | (5,000.00) | (20,799.37) |
| 18/03/2020 | Unrealised Gain writeback as at 18/03/2020 | | 1,775.42 |
| | | 0.00 | 0.00 |
| <u>Westpac Banking Corporation (WBC.AX)</u> | | | |
| 26/11/2019 | BUY WBC 415 @24.64 | 415.00 | 10,245.21 |
| 17/01/2020 | BUY WBC 585 24.65 | 585.00 | 14,437.28 |
| 23/04/2020 | Revaluation - 23/04/2020 @ \$15.280000 (System Price) - 1,000.000000 Units on hand | | (9,402.49) |
| 30/06/2020 | Revaluation - 30/06/2020 @ \$17.950000 (System Price) - 1,000.000000 Units on hand | | 2,670.00 |
| 23/02/2021 | SELL WBC.ASX 1000 AUD 24.06 84391385 NT1831848-002 | (1,000.00) | (24,682.49) |
| 23/02/2021 | Unrealised Gain writeback as at 23/02/2021 | | 6,732.49 |
| | | 0.00 | 0.00 |
| <u>Wiluna Mining Corporation Limited (WMX.AX)</u> | | | |
| 18/06/2020 | BLK.AX to WMX.AX | 5,000.00 | 11,839.60 |
| 30/06/2020 | Revaluation - 30/06/2020 @ \$1.340000 (System Price) - 5,000.000000 Units on hand | | (5,139.60) |
| 08/09/2020 | SELL WMX.ASX 2324 AUD 1.445 73518527 NT1831848-002 | (2,324.00) | (8,585.63) |
| 08/09/2020 | Unrealised Gain writeback as at 08/09/2020 | | 2,388.89 |
| 09/09/2020 | SELL WMX.ASX 2676 AUD 1.445 73556572 NT1831848-002 | (2,676.00) | (3,253.97) |
| 09/09/2020 | Unrealised Gain writeback as at 09/09/2020 | | 2,750.71 |
| | | 0.00 | 0.00 |
| <u>Woodside Petroleum Ltd (WPL.AX)</u> | | | |
| 11/07/2017 | BUY WPL 1000 AUD 29.48 | 1,000.00 | 29,512.43 |
| 14/07/2017 | BUY WPL 400 AUD 29.33 | 400.00 | 11,751.95 |
| 26/07/2017 | BUY WPL 200 AUD 28.55 | 200.00 | 5,729.95 |
| 29/08/2017 | SELL WPL 600 AUD 29.62 | (600.00) | (17,707.46) |
| 05/03/2018 | INTERNET BILL PAYMNT INTERNET BPAY CIS - WOODSIDE OFFER140949900121364075 (1 FOR 9 ENTITLEMENT OFFER @ \$27 PER SHARE) | 112.00 | 3,024.00 |
| 11/04/2018 | SELL WPL 112 AUD 30.16 | (112.00) | (3,305.39) |
| 12/04/2018 | SELL WPL 300 AUD 30.14 | (300.00) | (8,852.14) |
| 30/06/2018 | Revaluation - 29/06/2018 @ \$35.460000 (System Price) - 700.000000 Units on hand | | 4,668.66 |
| 27/09/2018 | SELL WPL.ASX 700 AUD 37.85 | (700.00) | (20,153.34) |
| 27/09/2018 | Unrealised Gain writeback as at 27/09/2018 | | (4,668.66) |
| 13/03/2020 | BUY WPL 700 @ 22.12 | 700.00 | 15,503.95 |

Symons Self Managed Superannuation Fund
Detailed Schedule of Fund Assets

As at 30 June 2021

| Transaction Date | Description | Units | Amount \$ |
|--|--|----------|-------------|
| 18/03/2020 | BUY WPL 800 @ 19.20 | 800.00 | 15,379.95 |
| 23/04/2020 | Revaluation - 23/04/2020 @ \$20.000000 (System Price) - 1,500.000000 Units on hand | | (883.90) |
| 01/05/2020 | SELL WPL 500 @ 21.11 | (500.00) | (11,074.25) |
| 30/06/2020 | Revaluation - 30/06/2020 @ \$21.650000 (System Price) - 1,000.000000 Units on hand | | 2,724.25 |
| 02/10/2020 | BUY WPL.ASX 500 AUD 17.82 74936141 IT1831848-002 | 500.00 | 8,929.95 |
| 23/02/2021 | SELL WPL.ASX 500 AUD 24.57 84398403 NT1831848-002 | (500.00) | (10,197.18) |
| 23/02/2021 | Unrealised Gain writeback as at 23/02/2021 | | (613.45) |
| 30/06/2021 | Revaluation - 30/06/2021 @ \$22.210000 (System Price) - 1,000.000000 Units on hand | | 2,440.68 |
| | | 1,000.00 | 22,210.00 |
| <u>Woodside Petroleum Limited (Rights) (WPLR.AX)</u> | | | |
| 27/02/2018 | BUY WPLR 138 AUD 1.52 | 138.00 | 224.71 |
| 21/03/2018 | FUNDS TRANSFER - WOODSIDE PRE18 | (138.00) | (224.71) |
| | | 0.00 | 0.00 |