

Fund: Sherlock Superannuation Fund

Prepared by: BO

Reviewed by: CC

Year: 30 June 2018

Date: 20/02/2019

Date: 22/02/19

INDEX TO WORKPAPERS

LEADSHEET	Reference	Completed
GENERAL DETAILS		
Client Information / Current Compliance	A1	<input checked="" type="checkbox"/>
Controls & Fraud Questionnaire	A2	<input checked="" type="checkbox"/>
Planning Memo	A3	<input checked="" type="checkbox"/>
Financial Statements (Audited)	A4	<input checked="" type="checkbox"/>
Trial Balance	A5	<input checked="" type="checkbox"/>
Tax Return / Tax Reconciliation	A6	<input checked="" type="checkbox"/>
Tax Checklist	A7	<input checked="" type="checkbox"/>
Financial Audit Program / Compliance Audit Program	A8	<input checked="" type="checkbox"/>
Trustee Rep Letter	A9	<input checked="" type="checkbox"/>
Management Letter	A10	<input type="checkbox"/>
Client Queries	A11	<input checked="" type="checkbox"/>
Client Journals	A12	<input type="checkbox"/>
Investment Strategy	A13	<input checked="" type="checkbox"/>
Trust Deed	A14	<input checked="" type="checkbox"/>
Super Fund Compliance Status	A15	<input checked="" type="checkbox"/>
Minutes	A16	<input checked="" type="checkbox"/>
Auditor Engagement Letter	A17	<input checked="" type="checkbox"/>
MCA Engagement Letter	A18	<input checked="" type="checkbox"/>
Review Notes	A19	<input type="checkbox"/>
Actuarial Certificate	A20	<input checked="" type="checkbox"/>
ASSETS		
Bank & Cash Balances	B	<input checked="" type="checkbox"/>
Receivables	C	<input checked="" type="checkbox"/>
Investments	D	<input checked="" type="checkbox"/>
Property & Other Assets	E	<input type="checkbox"/>
LIABILITIES		
Accounts Payable	F	<input checked="" type="checkbox"/>
Borrowings	G	<input type="checkbox"/>
Tax Provision	H	<input checked="" type="checkbox"/>
Other Current Liabilities	I	<input type="checkbox"/>
MEMBERS FUNDS		
Member Records	J	<input checked="" type="checkbox"/>
Contributions / ETP's In	K	<input checked="" type="checkbox"/>
Benefits Paid / ETP's Out	L	<input checked="" type="checkbox"/>
INCOME & EXPENSES		
Income	M	<input checked="" type="checkbox"/>
Expenses	N	<input checked="" type="checkbox"/>
OTHER MATTERS	O	<input checked="" type="checkbox"/>

The financial statements, income tax returns, income tax reconciliations and all associated working papers are in accordance with QMS requirements.

Fund: Sherlock Superannuation Fund

Prepared by: BO

Reviewed by: CC

Year: 30 June 2018

Date: 20/02/2019

Date: 22/02/19

Tick

- A1** Copy of Contravention Report (if any)
- A4** Signed Financial Statements for Period
(i.e Operating Statement, Statement of Financial Position and Notes to the Accounts),
(Signed Prior Year Statements and Audit Report required when audit is conducted by Auditor for 1st time)
- A6** Copy of Taxation Returns for Period
(or Details of Tax Calculations used in Financial Statements)
- A9** Copy of Trustee Representation Letter
- A13** Copy of Fund's Current Investment Strategy
- A14** Copy of Trust Deed (required when audit conducted by Auditor for 1st time) or Trust Deed Amendment Documents for Period - Copy of Cover of Trust Deed otherwise
- A15** Copy of Compliance Printout from ABR
- A16** Copy of Minutes of Fund Trustee Meetings Held During the Period
- A17** Copy of Audit Engagement Letter – Signed by Trustee(s)
- A20** Copy of Actuarial Certificate (if required) and exempt pension calculation work papers
- B** All Bank Statements for Period
(A bank confirmation should normally be obtained)
- D/E** Documents to support existence and value of Assets at end of period (including Market Value calculation work paper)
(e.g. Share Registry Listings, Managed Fund Reports, Wrap Account Reports Non Listed Unit Trust Accounts, Property and Asset Valuations). For Wrap Accounts a copy of Controls Audit Report to meet requirements of GS007 Audit Implications of the Use of Service Organisations for Investment Management Services is also required.
Documents to support Asset Purchases and Sales for Period
(e.g. Broker Reports, Contract Notes, Invoices, Purchase/Sale Contracts)
- J** Copy of Member Statements for Period
Current list of Trustees or list of Directors for Trustee Companies
Copy of New Trustee Declaration for new trustees from 1 July 2008
Copy of Fund Member Application Forms (required when audit conducted by Auditor for 1st time or if New Members join during the Period)
Copy of Consent to Act as Trustees Documents (required when audit conducted by Auditor for 1st time or if New Trustees are appointed during the Period)
- K** Documents to support Contributions (Employer and / or Member) Received for Period
(e.g Employer Remittance Advices, Fund Trustee Minutes, Sect 290-170 Notice)
Documents to support Rollovers for Transfers In for Period (e.g. ETP or ROPNs)
- L** Documents to support Benefit Payments or Exit Statements for Period (e.g. ETP or ROPNs)
Documents to support Pension Payments for Period
(e.g. Payment Requests, ATO Payment Summaries, Actuarial Certificates as applicable)
- M/N** Documents to support Income and Expenditure for Period
(e.g. Dividend / Distribution Statements, Rental / Lease Agreements, Invoices)
- O** Copy of Accounting Work Papers and Transaction Reports for the Period
(e.g. General Ledger, Create Entries Report, Company Extract, Journals, Cashbook, Bank Reconciliation, Debtor and Creditor Reports)

2018 Workpapers

Section A

General Details

Fund: Sherlock Superannuation Fund

Prepared by: BO

Reviewed by: CC

Year: 30 June 2018

Date: 20/02/2019

Date: 22/02/19

CLIENT INFORMATION

Name of Superannuation Fund	Sherlock Superannuation Fund
WIP Code	SHER0005
Trustee(s)/ Directors	Company: Nameless Pty Ltd..... 1. Michael Sherlock..... 2. Jennifer Sherlock..... 3. 4.
Contact Name	Michael Sherlock
Phone No / Fax No	0412747 111
Fund Address	21 Fewings Street TOOWONG QLD 4066
Type of Fund (Acc. Cont. / Defined Benefit / Pension)	Pension
Employer Sponsor	Nameless Pty Ltd
Number of Members	2
Investment Types	Units In Unlisted Unit Trust, Listed Shares
Fund Source	Investment Income

Is the fund an SMSF

Does the fund meet the definition of an SMSF? Y

Knowledge and SkillDoes the fund have any assets which may indicate complex issues exist? N
Provide a brief description:**Risk Assessment**Has the fund changed auditor? Are there any concerns about the willingness of the trustee to comply with SIS? N
Provided a brief description:

Is the firm willing to accept or continue the engagement? If this is a new client, have you obtained ethical clearance from the previous accountant? Y

MCA Chartered Accountants	Superannuation Fund Checklist	A2
Fund: Sherlock Superannuation Fund	Prepared by: BO	Reviewed by: CC
Year: 30 June 2018	Date: 20/02/2019	Date: 22/02/19

CONTROLS & FRAUD QUESTIONNAIRE

Item	Done	Ref
<p>1. Which of the following controls does the trustee have in place? Y / N</p> <ul style="list-style-type: none"> • Bank reconciliation Frequency Annually Y • Two signatories for all transactions N • Internet transaction protections i.e. security tokens N • Use of one share trading account N 	<input checked="" type="checkbox"/>	B
<p>2. Do you use online share trading e.g. via Comsec or similar provider? N</p> <p>If yes, document how do all trustees confirm or validate transactions? E.g. minutes</p>	<input checked="" type="checkbox"/>	
<p>3. Where there is more than one trustee how do you ensure transactions are occurring for the benefit of all members?</p> <p>Document how all trustees are involved in investment decision making? E.g. discussions and minutes</p>	<input checked="" type="checkbox"/>	A16 Minutes
<p>4. Does any person other than a trustee of the fund have permission to enter into transactions on behalf of the fund i.e. sign cheques, move investments? N</p> <p>If yes, what method of confirming or validating transactions is used?</p>	<input checked="" type="checkbox"/>	
<p>5. Does the fund use a portfolio service to manage investment reporting? N</p> <p>If yes, is an audit report on the provider's internal controls available? N</p> <p>If no, the auditor will require additional information to confirm the fund's assets ownership and existence.</p>	<input checked="" type="checkbox"/>	

Fund: Sherlock Superannuation Fund	Prepared by: BO	Reviewed by: CC
Year: 30 June 2018	Date: 20/02/2019	Date: 22/02/19

Review of Fund Documentation

Item	Done	Ref
1. Is the fund a complying fund? Print and file evidence from ABN register?	<input checked="" type="checkbox"/>	A15
2. Is there an Application for membership for each member? From 1 July 2007 this should include a Trustee Declaration (ATO Form NAT 71089)	<input checked="" type="checkbox"/>	Perm
3. Is there a consent to act as trustee for each member?	<input checked="" type="checkbox"/>	Perm
4. Obtain and review any trustee minutes?	<input checked="" type="checkbox"/>	A16
5. Obtain and review any correspondence from the regulator?	<input type="checkbox"/>	N/A
6. Obtain the trust deed and any amendments. Perform a review of the trust deed Document the fund commencement date? When was the deed last amended? Has the deed been executed properly? Does the fund trust deed require the fund to be operated for the sole purpose of providing retirement benefits and other allowable ancillary purposes? (If no the deed may require an amendment, seek legal advice) Does the fund trust deed allow the trustee to accept all contributions allowed by SIS? (If no note this restriction on the work program) Does the fund trust deed allow the trustee to pay all benefits allowed by SIS? (If no note this restriction on the work program) Does the fund trust deed place any limitations on the fund's investments? (If yes, note this restriction on the work program)	<input checked="" type="checkbox"/>	A14
7. Obtain and review the fund's investment strategy	<input checked="" type="checkbox"/>	A13
8. Clearly document any issues arising from the above which will affect the audit	<input type="checkbox"/>	N/A

Fund: Sherlock Superannuation Fund

Prepared by: BO

Reviewed by: CC

Year: 30 June 2018

Date: 20/02/2019

Date: 22/02/19

Risks associated with Trustees and Investments

		Yes	No	Comments
Trustee/s:				
Related		<input checked="" type="checkbox"/>	<input type="checkbox"/>	
Arm's length		<input checked="" type="checkbox"/>	<input type="checkbox"/>	
Investment Profile:				
Listed shares		<input checked="" type="checkbox"/>	<input type="checkbox"/>	
Pooled Superannuation Trust (PST)		<input type="checkbox"/>	<input checked="" type="checkbox"/>	
Cash Management Trust (CMT)		<input type="checkbox"/>	<input checked="" type="checkbox"/>	
Listed property trusts		<input type="checkbox"/>	<input checked="" type="checkbox"/>	
Other listed trusts		<input type="checkbox"/>	<input checked="" type="checkbox"/>	
Unlisted shares		<input type="checkbox"/>	<input checked="" type="checkbox"/>	
Unlisted managed trusts – geared?		<input type="checkbox"/>	<input checked="" type="checkbox"/>	
Family or related trusts – geared?		<input type="checkbox"/>	<input checked="" type="checkbox"/>	
Other		<input checked="" type="checkbox"/>	<input type="checkbox"/>	Units In Unlisted Unit Trust
Documentation	Appears well supported	<input checked="" type="checkbox"/>	<input type="checkbox"/>	

Risk Assessment:

Very high	<input type="checkbox"/>	No materiality	Extended testing
High	<input type="checkbox"/>	No materiality	Intermediate level of testing
Medium	<input type="checkbox"/>	Materiality	Medium testing
Low	<input type="checkbox"/>	Materiality	Low level testing
Very low	<input checked="" type="checkbox"/>	Materiality	Basic testing

Risk

Very High	<input type="checkbox"/>	<input type="checkbox"/>	<input type="checkbox"/>	<input type="checkbox"/>
High	<input type="checkbox"/>	<input type="checkbox"/>	<input type="checkbox"/>	<input type="checkbox"/>
Medium	<input type="checkbox"/>	<input type="checkbox"/>	<input type="checkbox"/>	<input type="checkbox"/>
Low	<input type="checkbox"/>	<input type="checkbox"/>	<input type="checkbox"/>	<input type="checkbox"/>
Very Low	<input checked="" type="checkbox"/>	<input type="checkbox"/>	<input type="checkbox"/>	<input type="checkbox"/>
Basic	Low	Medium	Intermediate	Extended
	Testing %			

Justification of Assessment

Materiality

Balance Sheet Materiality is normally determined based on a figure of between 5% and 10% of assets. A material individual asset holding exceeds 10% of the asset class.

Profit and Loss Materiality is determined based on no more than 10% of investment income. A material balance exceeds 10% of the balance.

Financial statements and reports for the year ended
30 June 2018

Sherlock Superannuation Fund

Sherlock Superannuation Fund

Reports Index

Statement of Financial Position

Operating Statement

Notes to the Financial Statements

Trustees Declaration

Members Statement

Contributions Breakdown

Transfer Balance Account Summary

Sherlock Superannuation Fund

Statement of Financial Position

As at 30 June 2018

	Note	2018 \$	2017 \$
Assets			
Investments			
Shares in Listed Companies (Australian)	2	4,491.76	3,450.32
Units in Unlisted Unit Trusts (Australian)	3	8,613,820.83	8,218,698.40
Total Investments		<u>8,618,312.59</u>	<u>8,222,148.72</u>
Other Assets			
Distributions Receivable		45,469.36	50,617.86
Cash at Bank (ANZ 4986-59821)		13.66	0.43
ANZ Business Online Saver 2102-27107		0.24	646.65
Total Other Assets		<u>45,483.26</u>	<u>51,264.94</u>
Total Assets		<u>8,663,795.85</u>	<u>8,273,413.66</u>
Less:			
Liabilities			
Income Tax Payable		48,543.63	5,139.33
Sundry Creditors		600.00	72,000.00
Tax Loss Carried Forward - St Magnus Vineyard		0.00	(6,167.53)
Total Liabilities		<u>49,143.63</u>	<u>70,971.80</u>
Net assets available to pay benefits		<u>8,614,652.22</u>	<u>8,202,441.86</u>
Represented by:			
Liability for accrued benefits allocated to members' accounts	5, 6		
Sherlock, Jennifer - Pension (TRIS)		0.00	0.01
Sherlock, Jennifer - Pension (Account Based Pension)		1,418,718.58	1,360,192.06
Sherlock, Jennifer - Pension (Account Based Pension 2)		250,099.69	239,807.94
Sherlock, Jennifer - Accumulation		2,358,806.10	2,232,353.40
Sherlock, Michael Andrew - Pension (Account Based Pension)		1,393,071.99	1,348,521.98
Sherlock, Michael Andrew - Pension (Account Based Pension 2)		259,814.60	251,478.02
Sherlock, Michael Andrew - Accumulation		2,934,141.26	2,770,088.45
Total Liability for accrued benefits allocated to members' accounts		<u>8,614,652.22</u>	<u>8,202,441.86</u>

Sherlock Superannuation Fund

Operating Statement

For the year ended 30 June 2018

	Note	2018 \$	2017 \$
Income			
Investment Income			
Trust Distributions	9	1,829,954.42	2,090,519.13
Dividends Received	8	194.87	164.42
Interest Received		948.08	1,031.03
Contribution Income			
Employer Contributions		50,000.00	70,000.00
Personal Non Concessional		0.00	94,509.00
Other Contributions		501.00	0.00
Total Income		<u>1,881,598.37</u>	<u>2,256,223.58</u>
Expenses			
Accountancy Fees		2,365.00	2,452.18
Administration Costs		254.00	249.00
ATO Supervisory Levy		259.00	259.00
Auditor's Remuneration		440.00	385.00
Bank Charges		(0.21)	12.00
Interest Paid		1.41	0.50
Member Payments			
Pensions Paid		144,000.00	327,079.00
Investment Losses			
Changes in Market Values	10	1,146,230.13	927,112.88
Total Expenses		<u>1,293,549.33</u>	<u>1,257,549.56</u>
Benefits accrued as a result of operations before income tax		<u>588,049.04</u>	<u>998,674.02</u>
Income Tax Expense	11	57,547.68	13,258.38
Benefits accrued as a result of operations		<u>530,501.36</u>	<u>985,415.64</u>

Sherlock Superannuation Fund

Notes to the Financial Statements

For the year ended 30 June 2018

Note 1: Summary of Significant Accounting Policies

The trustees have prepared the financial statements on the basis that the superannuation fund is a non-reporting entity because there are no users dependent on general purpose financial statements. The financial statements are therefore special purpose financial statements that have been prepared in order to meet the requirements of the Superannuation Industry (Supervision) Act 1993 and associated Regulations, the trust deed of the fund and the needs of members.

The financial statements have been prepared on a cash basis and are based on historical costs, except for investments which have been measured at market value.

The following significant accounting policies, which are consistent with the policies applied in the previous period unless otherwise stated, have been adopted in the preparation of the financial statements.

The financial statements were authorised for issue by the Director(s).

a. Measurement of Investments

The fund initially recognises:

- (i) an investment when it controls the future economic benefits expected to flow from the asset. For financial assets, the trade date is considered to be the date on which control of the future economic benefits attributable to the asset passes to the fund; and
- (ii) a financial liability on the date it becomes a party to the contractual provisions of the instrument.

Investments of the fund have been measured at market value, which refers to the amount that a willing buyer could reasonably be expected to pay to acquire the asset from a willing seller if the following assumptions were made:

- that the buyer and the seller deal with each other at arm's length in relation to the sale;
- that the sale occurred after proper marketing of the asset; and
- that the buyer and the seller acted knowledgeably and prudentially in relation to the sale.

Market value has been determined as follows:

- (i) shares and other securities listed on the Australian Securities Exchange by reference to the relevant market quotations at the end of the reporting period;
- (ii) units in managed funds by reference to the unit redemption price at the end of the reporting period;
- (iii) fixed-interest securities by reference to the redemption price at the end of the reporting period;
- (iv) unlisted investments are stated at trustees' assessment based on estimated market value at balance date or where necessary, an external valuer's opinion; and
- (v) investment properties at the trustees' assessment of the market value or where necessary a qualified independent valuer's opinion at the end of reporting period.

Financial liabilities, such as trade creditors and other payables, are measured at the gross value of the outstanding balance at the end of the reporting period. The trustees have determined that the gross values of the fund's financial liabilities is equivalent to their market values. Any remeasurement changes in the gross values of non-current financial liabilities (including liabilities for members' accrued benefits) are recognised in the operating statement in the periods in which they occur.

b. Cash and Cash Equivalents

Cash and cash equivalents include cash on hand and at call, deposits with banks and short-term, highly liquid investments that are readily convertible to cash and subject to an insignificant risk of change in value.

c. Revenue

Revenue is recognised at the fair value of the consideration received or receivable.

Interest revenue

Interest revenue is recognised in respect of fixed-interest securities, and cash and cash equivalent balances. Interest revenue is recognised upon receipt.

Sherlock Superannuation Fund

Notes to the Financial Statements

For the year ended 30 June 2018

Dividend revenue

Dividend revenue is recognised when the dividend has been paid or, in the case of dividend reinvestment schemes, when the dividend is credited to the benefit of the fund.

Rental revenue

Rental revenue arising from operating leases on investment properties is recognised upon receipt.

Distribution revenue

Distributions from unit trusts and managed funds are recognised as at the date the unit value is quoted ex-distribution and if not received at the end of the reporting period, are reflected in the statement of financial position as a receivable at market value.

Remeasurement changes in market values

Remeasurement changes in the market values of assets are recognised as income and determined as the difference between the market value at year-end or consideration received (if sold during the year) and the market value as at the prior year-end or cost (if acquired during the period).

d. Liability for Accrued Benefits

The liability for accrued benefits represents the fund's present obligation to pay benefits to members and beneficiaries, and has been calculated as the difference between the carrying amount of the assets and the carrying amount of the other payables and income tax liabilities as at the end of the reporting period.

e. Critical Accounting Estimates and Judgements

The preparation of financial statements requires the trustees to make judgements, estimates and assumptions that affect the application of accounting policies and the reported amounts of assets and liabilities, income and expenses. Actual results may differ from these estimates.

Estimates and underlying assumptions are reviewed on an ongoing basis. Revisions to accounting estimates are recognised in the period in which the estimate is revised and in any future period affected.

Note 2: Shares in Listed Companies (Australian)

	2018 \$	2017 \$
Wesfarmers Limited	4,491.76	3,450.32
	4,491.76	3,450.32

Note 3: Units in Unlisted Unit Trusts (Australian)

	2018 \$	2017 \$
Sentinel Mackay Retail Trust	186,000.00	362,000.00
\$-T0011 - Sentinel Cleveland Business Park Trust	246,000.00	270,000.00
Sentinel Homemaker Trust no 2 - Northpoint (Mackay Homemakers) Trust	742,500.00	742,500.00
Sentinal Ipswich Homemaker Trust	0.00	274,000.00
Sentinel Mackay Industrial Trust	210,000.00	184,000.00

Sherlock Superannuation Fund

Notes to the Financial Statements

For the year ended 30 June 2018

Sentinel Bourke Street Retail Trust	0.00	356,000.00
Sentinel Orange Homemaker Trust	556,800.00	499,200.00
Sentinel Springwood Retail Trust	132,000.00	118,800.00
Sentinel Tuggerah Industrial Trust	0.00	132,000.00
Sentinel Sarina	316,050.00	316,050.00
Sentinel Citilink Trust	778,050.00	778,050.00
Sentinel Paget Industrial Trust	0.00	100,000.00
Sentinel Countrywide Retail Trust	946,521.60	775,798.40
Sentinel Industrial Trust	1,496,899.23	638,000.00
Sentinel Homemaker Trust Norwa	95,000.00	113,000.00
Sentinel Dfo Cairns Trust	56,000.00	62,500.00
Sentinel Airlie Beach	112,000.00	108,000.00
Sentinel Robina	186,000.00	46,500.00
Sentinel Puga	103,000.00	102,000.00
Sentinel Tuggeranong	72,500.00	72,500.00
Sentinel Dandenong	0.00	176,800.00
SENTINEL REGIONAL OFFICE TRUST	2,278,500.00	1,575,000.00
Sentinel Health Trust	0.00	416,000.00
"Parklane" Residential Complex, Kangaroo Point	100,000.00	0.00
	<hr/>	<hr/>
	8,613,820.83	8,218,698.40
	<hr/>	<hr/>

Note 4: Banks and Term Deposits

	2018 \$	2017 \$
Banks		
ANZ Business Online Saver 2102-27107	0.24	646.65
Cash at Bank (ANZ 4986-59821)	13.66	0.43
	<hr/>	<hr/>
	13.90	647.08
	<hr/>	<hr/>

Note 5: Liability for Accrued Benefits

Sherlock Superannuation Fund

Notes to the Financial Statements

For the year ended 30 June 2018

	2018 \$	2017 \$
Liability for accrued benefits at beginning of year	8,202,441.86	7,217,026.22
Benefits accrued as a result of operations	530,501.36	985,415.64
Current year member movements	(118,291.00)	0.00
Liability for accrued benefits at end of year	<u>8,614,652.22</u>	<u>8,202,441.86</u>

Note 6: Vested Benefits

Vested benefits are benefits that are not conditional upon continued membership of the fund (or any factor other than resignation from the plan) and include benefits which members were entitled to receive had they terminated their fund membership as at the end of the reporting period.

	2018 \$	2017 \$
Vested Benefits	<u>8,614,652.22</u>	<u>8,202,441.86</u>

Note 7: Guaranteed Benefits

No guarantees have been made in respect of any part of the liability for accrued benefits.

Note 8: Dividends

	2018 \$	2017 \$
Wesfarmers Limited	194.87	164.42
	<u>194.87</u>	<u>164.42</u>

Sherlock Superannuation Fund

Notes to the Financial Statements

For the year ended 30 June 2018

Note 9: Trust Distributions

	2018 \$	2017 \$
Sentinel Tuggeranong	5,625.00	5,374.98
Sentinel Homemaker Trust Norwa	33,312.77	9,500.37
Sentinel Homemaker Trust no 2 - Northpoint (Mackay Homemakers) Trust	85,500.00	66,187.50
Sentinal Ipswich Homemaker Trust	213,100.69	24,500.04
Sentinel Dandenong	180,449.72	9,300.00
SENTINEL REGIONAL OFFICE TRUST	159,916.68	82,958.20
Sentinel Countrywide Retail Trust	90,595.74	72,544.45
Sentinel Dfo Cairns Trust	3,500.04	3,500.04
Sentinel Puga	12,249.96	12,041.66
Sentinel Mackay Retail Trust	25,566.96	30,910.96
Sentinel Tuggerah Industrial Trust	137,860.00	12,000.00
Sentinel Bourke Street Retail Trust	369,884.99	20,499.96
Sentinel Rutherford Homemaker Trust	600.00	408,745.14
Seq Homemaker Trust No 1 (Rothwell)	349.08	0.00
Sentinel Ipswich Homemaker Trust 2	83,119.00	0.00
\$-T0011 - Sentinel Cleveland Business Park Trust	29,817.96	25,779.96
Sentinel Ipswich Homemaker Trust 3	28,072.00	0.00
Sentinel Airlie Beach	10,851.64	10,590.00
Sentinel Citilink Trust	49,725.00	53,381.25
Sentinel Orange Homemaker Trust	12,000.00	48,000.00
Sentinel Health Trust	33,029.66	9,320.00
Sentinel Jimboomba Retail Trust	2,373.42	55,527.33
Sentinel Robina	13,062.46	4,749.96
Sentinel Springwood Retail Trust	25,800.00	13,800.00
Sentinel Industrial Trust	91,149.91	52,249.87
Sentinel Mackay Industrial Trust	22,400.04	22,400.04
Sentinel Paget Industrial Trust	110,041.70	12,050.04
Sentinel Richlands Industrial Trust	0.00	292,909.80
Majella Towers One PI (Radius Woolloongabba)	0.00	5,702.57
Sentinel Menai Trust	0.00	725,995.01
	1,829,954.42	2,090,519.13

Note 10: Unrealised Movements in Market Value

Sherlock Superannuation Fund

Notes to the Financial Statements

For the year ended 30 June 2018

	2018 \$	2017 \$
Other Assets		
St Magnus Vineyard Project	745.99	0.00
	<hr/> 745.99	<hr/> 0.00
Other Revaluations		
Other Revaluations	(6,167.53)	0.00
	<hr/> (6,167.53)	<hr/> 0.00
Shares in Listed Companies (Australian)		
Wesfarmers Limited	846.57	(1,024.32)
	<hr/> 846.57	<hr/> (1,024.32)
Units in Unlisted Unit Trusts (Australian)		
\$-T0011 - Sentinel Cleveland Business Park Trust	(24,000.00)	(176,000.00)
SENTINEL REGIONAL OFFICE TRUST	103,500.00	11,612.52
Sentinel Ipswich Homemaker Trust	(174,292.00)	(84,000.00)
Sentinel Airlie Beach	4,000.00	9,000.00
Sentinel Bourke Street Retail Trust	(356,000.00)	(50,000.00)
Sentinel Citilink Trust	0.00	(17,550.00)
Sentinel Coronation Office Trust	0.00	58,457.70
Sentinel Countrywide Retail Trust	(71,676.80)	(26,650.00)
Sentinel Dandenong	(176,800.00)	5,372.00
Sentinel Dfo Cairns Trust	(6,500.00)	1,500.00
Sentinel Health Trust	(16,000.00)	16,000.00
Sentinel Homemaker Trust Norwa	(18,000.00)	(10,000.00)
Sentinel Homemaker Trust no 2 - Northpoint (Mackay Homemakers) Trust	0.00	(220,500.00)
Sentinel Industrial Trust	14,299.23	27,500.00
Sentinel Ipswich Homemaker Trust 2	(74,528.00)	0.00
Sentinel Ipswich Homemaker Trust 3	(25,180.00)	0.00
Sentinel Jimboomba Retail Trust	4,000.00	(45,000.00)
Sentinel Mackay Industrial Trust	26,000.00	10,000.00

Sherlock Superannuation Fund

Notes to the Financial Statements

For the year ended 30 June 2018

Sentinel Mackay Retail Trust	(176,000.00)	(202,000.00)
Sentinel Menai Trust	500,000.00	(665,000.00)
Sentinel Orange Homemaker Trust	57,600.00	(124,800.00)
Sentinel Paget Industrial Trust	(100,000.00)	7,000.00
Sentinel Puga	1,000.00	2,000.00
Sentinel Richlands Industrial Trust	300,000.00	(330,000.00)
Sentinel Robina	(12,000.00)	(500.00)
Sentinel Rutherford Homemaker Trust	0.00	(348,000.00)
Sentinel Sarina	0.00	77,400.00
Sentinel Springwood Retail Trust	13,200.00	19,200.00
Sentinel Tuggerah Industrial Trust	(132,000.00)	(27,000.00)
Sentinel Tuggeranong	0.00	(20,000.00)
	(339,377.57)	(2,101,957.78)
Total Unrealised Movement	(343,952.54)	(2,102,982.10)
Realised Movements in Market Value		
	2018	2017
	\$	\$
Other Assets		
St Magnus Vineyard Project	1,722.41	0.00
	1,722.41	0.00
Shares in Listed Companies (Australian)		
Wesfarmers Limited	0.00	1,022.02
	0.00	1,022.02
Units in Unlisted Unit Trusts (Australian)		
\$-T0011 - Sentinel Cleveland Business Park Trust	0.00	70,000.00
SENTINEL REGIONAL OFFICE TRUST	0.00	53,377.48
Sentinel Ipswich Homemaker Trust	0.00	94,000.00
Sentinel Airlie Beach	0.00	8,000.00
Sentinel Bourke Street Retail Trust	0.00	156,000.00
Sentinel Citilink Trust	0.00	193,050.00

Sherlock Superannuation Fund

Notes to the Financial Statements

For the year ended 30 June 2018

Sentinel Coronation Office Trust	0.00	(51,538.68)
Sentinel Countrywide Retail Trust	0.00	19,190.40
Sentinel Dandenong	0.00	2,800.00
Sentinel Dfo Cairns Trust	0.00	12,500.00
Sentinel Homemaker Trust Norwa	0.00	13,000.00
Sentinel Homemaker Trust no 2 - Northpoint (Mackay Homemakers) Trust	0.00	292,500.00
Sentinel Industrial Trust	0.00	88,000.00
Sentinel Jimboomba Retail Trust	(4,000.00)	(13,732.00)
Sentinel Mackay Retail Trust	0.00	162,000.00
Sentinel Menai Trust	(500,000.00)	0.00
Sentinel Orange Homemaker Trust	0.00	19,200.00
Sentinel Puga	0.00	2,000.00
Sentinel Richlands Industrial Trust	(300,000.00)	0.00
Sentinel Tuggerah Industrial Trust	0.00	32,000.00
Sentinel Tuggeranong	0.00	22,500.00
	(804,000.00)	1,174,847.20
Total Realised Movement	(802,277.59)	1,175,869.22
Changes in Market Values	(1,146,230.13)	(927,112.88)

Note 11: Income Tax Expense

	2018 \$	2017 \$
The components of tax expense comprise		
Current Tax	57,547.68	13,258.38
Income Tax Expense	57,547.68	13,258.38

The prima facie tax on benefits accrued before income tax is reconciled to the income tax as follows:

Prima facie tax payable on benefits accrued before income tax at 15%	88,207.36	149,801.10
Less:		
Tax effect of:		
Non Taxable Contributions	75.15	14,176.35

Sherlock Superannuation Fund

Notes to the Financial Statements

For the year ended 30 June 2018

Exempt Pension Income	32,745.45	339,753.60
Realised Accounting Capital Gains	(120,341.64)	176,380.38
Accounting Trust Distributions	274,493.16	313,577.87
Add:		
Tax effect of:		
Decrease in MV of Investments	51,592.88	315,447.32
SMSF Non-Deductible Expenses	177.00	460.65
Pension Payments	21,600.00	49,061.85
Franking Credits	251.03	10.57
Net Capital Gains	39,109.95	273,250.80
Taxable Trust Distributions	45,254.90	69,184.51
Rounding	0.20	0.25
Income Tax on Taxable Income or Loss	59,221.20	13,328.85
Less credits:		
Franking Credits	1,673.52	70.47
Current Tax or Refund	<u>57,547.68</u>	<u>13,258.38</u>

Sherlock Superannuation Fund
Nameless Pty Ltd ACN: 062318736
Trustees Declaration

The directors of the trustee company have determined that the fund is not a reporting entity and that the special purpose financial statements should be prepared in accordance with the accounting policies described in Note 1 to the financial statements.

The directors of the trustee company declare that:

- (i) the financial statements and notes to the financial statements for the year ended 30 June 2018 present fairly, in all material respects, the financial position of the superannuation fund at 30 June 2018 and the results of its operations for the year ended on that date in accordance with the accounting policies described in Note 1 to the financial statements;
- (ii) the financial statements and notes to the financial statements have been prepared in accordance with the requirements of the trust deed; and
- (iii) the operation of the superannuation fund has been carried out in accordance with its trust deed and in compliance with the requirements of the Superannuation Industry (Supervision) Act 1993 and associated Regulations during the year ended 30 June 2018.

Specifically, the directors of the trustee company declare that:

- in accordance with s120 of the Superannuation Industry (Supervision) Act 1993, no individual trustee has been or is a disqualified person;
- the fund has satisfactory title to all assets, all assets are unencumbered and free from charge as prescribed by s50 of the Superannuation Industry (Supervision) Act 1993 and reg13.14 of the Superannuation Industry (Supervision) Act 1994; and
- to the knowledge of the directors of the trustee company, there have been no events or transactions subsequent to the balance date which could have a material impact on the fund. Where such events have occurred, the effect of such events has been accounted and noted in the fund's financial statements.

Signed in accordance with a resolution of the directors of the trustee company by:

.....
Michael Andrew Sherlock
Nameless Pty Ltd
Director

.....
Jennifer Sherlock
Nameless Pty Ltd
Director

26 July 2018

Sherlock Superannuation Fund
Transfer Balance Account Summary

For The Period 01 July 2017 - 30 June 2018

Member	Pension Type	Date	Lodgment Date	Transaction Type	Event Type	Debit	Credit	Balance	Cap Limit	Remaining Cap
Jennifer Sherlock	At Limit									
SHEJEN00002P	Account Based	30/06/2017		Existing Pension Valuation	SIS	1,360,192.06		1,360,192.06	1,600,000.00	239,807.94
SHEJEN00003P	Account Based	30/06/2017		Existing Pension Valuation	SIS		239,807.94	1,600,000.00	1,600,000.00	0.00
Michael Andrew Sherlock	At Limit									
SHEMIC00002P	Account Based	30/06/2017		Existing Pension Valuation	SIS	1,348,521.98		1,348,521.98	1,600,000.00	251,478.02
SHEMIC00003P	Account Based	30/06/2017		Existing Pension Valuation	SIS		251,478.02	1,600,000.00	1,600,000.00	0.00

Sherlock Superannuation Fund

Trial Balance

As at 30 June 2018

Last Year	Code	Account Name	Units	Debits \$	Credits \$
	23800	Distributions Received			
(30,910.96)	23800/\$-T0010	Sentinel Mackay Retail Trust			25,566.96
(25,779.96)	23800/\$-T0011	\$-T0011 - Sentinel Cleveland Business Park Trust			29,817.96
(66,187.50)	23800/\$-T0015	Sentinel Homemaker Trust no 2 - Northpoint (Mackay Homemakers) Trust			85,500.00
(408,745.14)	23800/\$-T0021	Sentinel Rutherford Homemaker Trust			600.00
(292,909.80)	23800/\$-T0022	Sentinel Richlands Industrial Trust			
(24,500.04)	23800/\$-T0024	Sentinal Ipswich Homemaker Trust			213,100.69
(22,400.04)	23800/\$-T0025	Sentinel Mackay Industrial Trust			22,400.04
(725,995.01)	23800/\$-T0028	Sentinel Menai Trust			
(20,499.96)	23800/\$-T0029	Sentinel Bourke Street Retail Trust			369,884.99
(48,000.00)	23800/\$-T0030	Sentinel Orange Homemaker Trust			12,000.00
(13,800.00)	23800/\$-T0031	Sentinel Springwood Retail Trust			25,800.00
(12,000.00)	23800/\$-T0032	Sentinel Tuggerah Industrial Trust		M1	137,860.00
(53,381.25)	23800/\$-T0035	Sentinel Citilink Trust			49,725.00
(12,050.04)	23800/\$-T0036	Sentinel Paget Industrial Trust			110,041.70
(55,527.33)	23800/\$-T0037	Sentinel Jimboomba Retail Trust			2,373.42
(72,544.45)	23800/\$-T0038	Sentinel Countrywide Retail Trust			90,595.74
(52,249.87)	23800/\$-T0039	Sentinel Industrial Trust			91,149.91
(9,500.37)	23800/\$-T0046	Sentinel Homemaker Trust Norwa			33,312.77
	23800/\$-T0047	Seq Homemaker Trust No 1 (Rothwell)			349.08
(3,500.04)	23800/\$-T0050	Sentinel Dfo Cairns Trust			3,500.04
(10,590.00)	23800/\$-T0051	Sentinel Airlie Beach			10,851.64
(4,749.96)	23800/\$-T0052	Sentinel Robina			13,062.46
(12,041.66)	23800/\$-T0053	Sentinel Puga			12,249.96
(5,374.98)	23800/\$-T0054	Sentinel Tuggeranong			5,625.00
(9,300.00)	23800/\$-T0055	Sentinel Dandenong			180,449.72
(82,958.20)	23800/\$-T00582	SENTINEL REGIONAL OFFICE TRUST			159,916.68
(9,320.00)	23800/\$-T0059	Sentinel Health Trust			33,029.66
	23800/\$-T0063	Sentinel Ipswich Homemaker Trust 2			83,119.00

Sherlock Superannuation Fund

Trial Balance

As at 30 June 2018

Last Year	Code	Account Name	Units	Debits \$	Credits \$
	23800/\$-T0064	Sentinel Ipswich Homemaker Trust 3			M1 28,072.00
(5,702.57)	23800/\$-U0001	Majella Towers One PI (Radius Woolloongabba)			
	23900	Dividends Received			
(164.42)	23900/WES.AX	Wesfarmers Limited			M2 194.87
	24200	Contributions			
(82,254.50)	24200/SHEJEN00004A	(Contributions) Sherlock, Jennifer - Accumulation			K1 25,501.00
(82,254.50)	24200/SHEMIC00004A	(Contributions) Sherlock, Michael Andrew - Accumulation			25,000.00
927,112.88	24700	Changes in Market Values of Investments	1,146,230.13		
	25000	Interest Received			
	25000/\$-T00582	SENTINEL REGIONAL OFFICE TRUST			159.53
(980.53)	25000/ANZ Business Online	ANZ Business Online Saver 2102-27107			M2 729.24
(50.50)	25000/ANZ498659821	Cash at Bank (ANZ 4986-59821)			59.31
2,452.18	30100	Accountancy Fees		2,365.00	N1-1
249.00	30200	Administration Costs		254.00	
259.00	30400	ATO Supervisory Levy		259.00	
385.00	30700	Auditor's Remuneration		440.00	N1-3
12.00	31500	Bank Charges			0.21
0.50	37900	Interest Paid		1.41	
	41600	Pensions Paid			
145,749.21	41600/SHEJEN00002P	(Pensions Paid) Sherlock, Jennifer - Pension (TRIS)		54,410.00	
8,550.32	41600/SHEJEN00003P	(Pensions Paid) Sherlock, Jennifer - Pension (Pension)		9,590.00	L1
163,809.12	41600/SHEMIC00002P	(Pensions Paid) Sherlock, Michael Andrew - Pension (TRIS)		67,430.00	
8,970.35	41600/SHEMIC00003P	(Pensions Paid) Sherlock, Michael Andrew - Pension (Pension)		12,570.00	
13,258.38	48500	Income Tax Expense		57,547.68	
985,415.64	49000	Profit/Loss Allocation Account		530,501.36	
	50010	Opening Balance			
(0.01)	50010/SHEJEN00001P	(Opening Balance) Sherlock, Jennifer - Pension (TRIS)			J1 0.01
(3,154,745.63)	50010/SHEJEN00002P	(Opening Balance) Sherlock, Jennifer - Pension (TRIS)			1,360,192.06

Sherlock Superannuation Fund

Trial Balance

As at 30 June 2018

Last Year	Code	Account Name	Units	Debits \$	Credits \$
(213,867.22)	50010/SHEJEN00003P	(Opening Balance) Sherlock, Jennifer - Pension (Pension)			239,807.94
	50010/SHEJEN00004A	(Opening Balance) Sherlock, Jennifer - Accumulation			2,232,353.40
(3,624,198.00)	50010/SHEMIC00002P	(Opening Balance) Sherlock, Michael Andrew - Pension (TRIS)		J1	1,348,521.98
(224,215.36)	50010/SHEMIC00003P	(Opening Balance) Sherlock, Michael Andrew - Pension (Pension)			251,478.02
	50010/SHEMIC00004A	(Opening Balance) Sherlock, Michael Andrew - Accumulation			2,770,088.45
	52420	Contributions			
(82,254.50)	52420/SHEJEN00004A	(Contributions) Sherlock, Jennifer - Accumulation			25,501.00
(82,254.50)	52420/SHEMIC00004A	(Contributions) Sherlock, Michael Andrew - Accumulation			25,000.00
	53100	Share of Profit/(Loss)			
(503,081.44)	53100/SHEJEN00002P	(Share of Profit/(Loss)) Sherlock, Jennifer - Pension (TRIS)			112,936.52
(34,491.04)	53100/SHEJEN00003P	(Share of Profit/(Loss)) Sherlock, Jennifer - Pension (Pension)			19,881.75
(4,877.52)	53100/SHEJEN00004A	(Share of Profit/(Loss)) Sherlock, Jennifer - Accumulation			186,451.16
(577,753.96)	53100/SHEMIC00002P	(Share of Profit/(Loss)) Sherlock, Michael Andrew - Pension (TRIS)			111,980.01
(36,233.01)	53100/SHEMIC00003P	(Share of Profit/(Loss)) Sherlock, Michael Andrew - Pension (Pension)			20,906.58
(4,877.52)	53100/SHEMIC00004A	(Share of Profit/(Loss)) Sherlock, Michael Andrew - Accumulation			231,065.54
	53330	Income Tax			
1,414.42	53330/SHEJEN00004A	(Income Tax) Sherlock, Jennifer - Accumulation		23,098.69	
1,414.43	53330/SHEMIC00004A	(Income Tax) Sherlock, Michael Andrew - Accumulation		28,622.51	
	53800	Contributions Tax			
5,250.00	53800/SHEJEN00004A	(Contributions Tax) Sherlock, Jennifer - Accumulation		3,750.00	
5,250.00	53800/SHEMIC00004A	(Contributions Tax) Sherlock, Michael Andrew - Accumulation		3,750.00	
	54160	Pensions Paid			
145,749.21	54160/SHEJEN00002P	(Pensions Paid) Sherlock, Jennifer - Pension (TRIS)		54,410.00	
8,550.32	54160/SHEJEN00003P	(Pensions Paid) Sherlock, Jennifer - Pension (Pension)		9,590.00	
163,809.12	54160/SHEMIC00002P	(Pensions Paid) Sherlock, Michael Andrew - Pension (TRIS)		67,430.00	
8,970.35	54160/SHEMIC00003P	(Pensions Paid) Sherlock, Michael Andrew - Pension (Pension)		12,570.00	

Sherlock Superannuation Fund

Trial Balance

As at 30 June 2018

Last Year	Code	Account Name	Units	Debits \$	Credits \$
	54500	Benefits Paid/Transfers Out			
	54500/SHEJEN00004A	(Benefits Paid/Transfers Out) Sherlock, Jennifer - Accumulation		58,650.77	L1-1
	54500/SHEMIC00004A	(Benefits Paid/Transfers Out) Sherlock, Michael Andrew - Accumulation		59,640.23	L1-2
	56100	Internal Transfers In			
(2,151,885.80)	56100/SHEJEN00004A	(Internal Transfers In) Sherlock, Jennifer - Accumulation			0.00
(2,689,620.86)	56100/SHEMIC00004A	(Internal Transfers In) Sherlock, Michael Andrew - Accumulation			0.01
	57100	Internal Transfers Out			
0.00	57100/SHEJEN00001P	(Internal Transfers Out) Sherlock, Jennifer - Pension (TRIS)		0.01	
2,151,885.80	57100/SHEJEN00002P	(Internal Transfers Out) Sherlock, Jennifer - Pension (TRIS)			0.00
2,689,620.86	57100/SHEMIC00002P	(Internal Transfers Out) Sherlock, Michael Andrew - Pension (TRIS)			0.00
	60400	Bank Accounts			
646.65	60400/ANZ Business Online	ANZ Business Online Saver 2102-27107		0.24	B1-1
0.43	60400/ANZ498659821	Cash at Bank (ANZ 4986-59821)		13.66	B1-2
	61800	Distributions Receivable			
10,411.00	61800/\$-T0010	Sentinel Mackay Retail Trust		5,067.01	C1-1
2,280.00	61800/\$-T0011	\$-T0011 - Sentinel Cleveland Business Park Trust		4,817.67	C1-2
5,370.00	61800/\$-T0015	Sentinel Homemaker Trust no 2 - Northpoint (Mackay Homemakers) Trust			0.00
(0.30)	61800/\$-T0035	Sentinel Citilink Trust			0.30
6,216.00	61800/\$-T0038	Sentinel Countrywide Retail Trust		8,215.66	
4,353.83	61800/\$-T0039	Sentinel Industrial Trust		9,991.66	
792.33	61800/\$-T0046	Sentinel Homemaker Trust Norwa		594.66	C1-3 TO
	61800/\$-T0047	Seq Homemaker Trust No 1 (Rothwell)		158.00	C1-7
11,875.00	61800/\$-T00582	SENTINEL REGIONAL OFFICE TRUST		16,625.00	
9,320.00	61800/\$-T0059	Sentinel Health Trust			0.00
	77600	Shares in Listed Companies (Australian)			
3,450.32	77600/WES.AX	Wesfarmers Limited	91.0000	4,491.76	D1
	78400	Units in Unlisted Unit Trusts (Australian)			

Sherlock Superannuation Fund

Trial Balance

As at 30 June 2018

Last Year	Code	Account Name	Units	Debits	Credits
				\$	\$
362,000.00	78400/\$-T0010	Sentinel Mackay Retail Trust	200,000.0000	186,000.00	
270,000.00	78400/\$-T0011	\$-T0011 - Sentinel Cleveland Business Park Trust	200,000.0000	246,000.00	
742,500.00	78400/\$-T0015	Sentinel Homemaker Trust no 2 - Northpoint (Mackay Homemakers) Trust	450,000.0000	742,500.00	
0.00	78400/\$-T0021	Sentinel Rutherford Homemaker Trust	200,000.0000		0.00
274,000.00	78400/\$-T0024	Sentinal Ipswich Homemaker Trust	200,000.0000		0.00
184,000.00	78400/\$-T0025	Sentinel Mackay Industrial Trust	200,000.0000	210,000.00	D1
356,000.00	78400/\$-T0029	Sentinel Bourke Street Retail Trust	200,000.0000		0.00
499,200.00	78400/\$-T0030	Sentinel Orange Homemaker Trust	480,000.0000	556,800.00	
118,800.00	78400/\$-T0031	Sentinel Springwood Retail Trust	120,000.0000	132,000.00	
132,000.00	78400/\$-T0032	Sentinel Tuggerah Industrial Trust	100,000.0000		0.00
316,050.00	78400/\$-T0034	Sentinel Sarina	322,500.0000	316,050.00	
778,050.00	78400/\$-T0035	Sentinel Citilink Trust	585,000.0000	778,050.00	
100,000.00	78400/\$-T0036	Sentinel Paget Industrial Trust	100,000.0000		0.00
775,798.40	78400/\$-T0038	Sentinel Countrywide Retail Trust	985,960.0000	946,521.60	
638,000.00	78400/\$-T0039	Sentinel Industrial Trust	1,262,141.0000	1,496,899.23	
113,000.00	78400/\$-T0046	Sentinel Homemaker Trust Norwa	100,000.0000	95,000.00	
0.00	78400/\$-T0047	Seq Homemaker Trust No 1 (Rothwell)	14,627.0000		0.00
62,500.00	78400/\$-T0050	Sentinel Dfo Cairns Trust	50,000.0000	56,000.00	
108,000.00	78400/\$-T0051	Sentinel Airlie Beach	100,000.0000	112,000.00	
46,500.00	78400/\$-T0052	Sentinel Robina	200,000.0000	186,000.00	D1
102,000.00	78400/\$-T0053	Sentinel Puga	100,000.0000	103,000.00	
72,500.00	78400/\$-T0054	Sentinel Tuggeranong	50,000.0000	72,500.00	
176,800.00	78400/\$-T0055	Sentinel Dandenong	170,000.0000		0.00
1,575,000.00	78400/\$-T00582	SENTINEL REGIONAL OFFICE TRUST	2,100,000.0000	2,278,500.00	
416,000.00	78400/\$-T0059	Sentinel Health Trust	20,000.0000		0.00
	78400/\$-T0063	Sentinel Ipswich Homemaker Trust 2	200,000.0000		0.00
	78400/\$-T0064	Sentinel Ipswich Homemaker Trust 3	200,000.0000		0.00
	78400/ZZPARKLANE	"Parklane" Residential Complex, Kangaroo Point	100,000.0000	100,000.00	

Sherlock Superannuation Fund

Trial Balance

As at 30 June 2018

Last Year	Code	Account Name	Units	Debits \$	Credits \$
(5,139.33)	85000	Income Tax Payable/Refundable		A6-1 48,543.63	
	87500	Tax Loss Carried Forward - St Magnus Vineyard			
6,167.53	87500/00001	Tax Loss Carried Forward - St Magnus Vineyard			0.00
(72,000.00)	88000	Sundry Creditors			F1 600.00
				<u>10,866,906.94</u>	<u>10,866,906.94</u>

Current Year Profit/(Loss): 588,049.04

Sherlock Superannuation Fund**Reconciliation of Provision for Tax
For the year ended****30/06/2018****RECONCILIATION OF TAX RELATED TO LAST YEAR**

Tax Payable as per Accounts	30/06/2017		-5,139.33
Add supervisory levy in respect of last year			-259.00
Relevant payments/(refunds)			
BAS			3,643.00
Payment			1,792.38
Prior year Refund			
Prior year Adj			
Tax related to prior years owing			<u>37.05</u>

DETERMINATION OF NET TAX LIABILITY FOR CURRENT YEAR

Increase in Tax Provision for FY 17-18 Tax Return			<u>59,221.20</u>	
			59,258.25	
Less Refundable Credits	Franking Credits		-1,673.52	
	Foreign Credits			
	TFN Credits			
			<u>-1,673.52</u>	
Instalments relates to 2017-18	Sep-17		-2,989.00	
	Dec-17		-2,989.00	
	Mar-18		-2,989.00	
	Jun-18		<u>0.00</u>	
			<u>-8,967.00</u>	-8,967.00
Balance as per Financial Statements at year end			<u>48,617.73</u>	

Reconciliation of Tax payable per Tax return

Profit/Loss as per Accounts			588,049.04	
Less: Unrealised Market Variation			343,952.54	
Non-Taxable Contributions			-501.00	K1
Transfers In				
Accounting Capital Gains			802,277.59	M3
Accounting Trust Distributions			-1,829,954.42	M1
Exempt Pension Income			-218,303.00	A21-1
Rounding			1.39	
Add:				
Fines (not deductible)				
Pension			144,000.00	L1
Taxable Capital Gains			260,733.00	M3
Franking Credits			1,673.52	M2
Taxable Trust Distributions			301,699.34	M1
Pension Member Non Deductible Expenses			1,180.00	A21-2
Taxable Income (Reconciled with A6.2)			<u>394,808.00</u>	
Tax at 15%			59,221.20	
Less Refundable Credits			-1,673.52	
Tax Assessed			<u>57,547.68</u>	
Plus Supervisory Levy			259.00	
Less Instalments paid	Sep-17		-2,989.00	A6-7
	Dec-17		-2,989.00	TO
	Mar-18		-2,989.00	A6-10
	Jun-18		-4,820.00	
			<u>-13,787.00</u>	-13,787.00
Tax Payable/(Refund)			<u>44,019.68</u>	

NOTE:

Sherlock Superannuation Fund

Statement of Taxable Income

For the year ended 30 June 2018

	2018
	\$
Benefits accrued as a result of operations	588,049.04
Less	
Exempt current pension income	218,303.00
Realised Accounting Capital Gains	(802,277.59)
Accounting Trust Distributions	1,829,954.42
Non Taxable Contributions	501.00
	<u>1,246,480.83</u>
Add	
Decrease in MV of investments	343,952.54
SMSF non deductible expenses	1,180.00
Pension Payments	144,000.00
Franking Credits	1,673.52
Net Capital Gains	260,733.00
Taxable Trust Distributions	301,699.34
	<u>1,053,238.40</u>
SMSF Annual Return Rounding	1.39
Taxable Income or Loss	<u>394,808.00</u>
Income Tax on Taxable Income or Loss	59,221.20
Less	
Franking Credits	1,673.52
CURRENT TAX OR REFUND	<u>57,547.68</u>
Supervisory Levy	259.00
Income Tax Instalments Paid	(8,967.00)
AMOUNT DUE OR REFUNDABLE	<u>48,839.68</u>

.....**Electronic Lodgment Declaration (SMSF)**

This declaration is to be completed where the tax return is to be lodged via an approved ATO electronic channel. It is the responsibility of the taxpayer to retain this declaration for a period of five years after the declaration is made, penalties may apply for failure to do so.

Privacy

The ATO is authorised by the Taxation Administration Act 1953 to request the provision of tax file numbers (TFNs). The ATO will use the TFNs to identify each partner or beneficiary or entity in our records. It is not an offence not to provide the TFNs. However, you cannot lodge your tax return electronically if you do not quote your TFN.

Taxation law authorises the ATO to collect information and disclose it to other government agencies, including personal information about the person authorised to sign the declaration. For information about privacy go to ato.gov.au/privacy

The Australian Business Register

The Commissioner of Taxation, as Registrar of the Australian Business Register, may use the ABN and business details which you provide on this tax return to maintain the integrity of the register.

Please refer to the privacy statement on the Australian Business Register (ABR) website (www.abr.gov.au) for further information - it outlines our commitment to safeguarding your details.

Electronic funds transfer - direct debit

Where you have requested an EFT direct debit some of your details will be provided to your financial institution and the Tax Office's sponsor bank to facilitate the payment of your taxation liability from your nominated account.

Tax File Number	Name of Fund	Year
<input type="text"/>	<input type="text"/>	<input type="text"/>

I authorise my tax agent to electronically transmit this tax return via an approved ATO electronic channel.

Important

Before making this declaration please check to ensure that all income has been disclosed and the tax return is true and correct in every detail. If you are in doubt about any aspect of the tax return, place all the facts before the Tax Office. The tax law provides heavy penalties for false or misleading statements on tax returns.

Declaration:

I declare that:

- ■ All the information provided to the agent for the preparation of this tax return, including any applicable schedules is true and correct; and
- ■ I authorise the agent to lodge this tax return.

Signature of Partner, Trustee, or Director	<input type="text"/>	Date	<input type="text"/>
--	----------------------	------	----------------------

ELECTRONIC FUNDS TRANSFER CONSENT

This declaration is to be completed when an electronic funds transfer (EFT) of a refund is requested and the tax return is being lodged through an approved ATO electronic channel.

This declaration must be signed by the partner, trustee, director or public officer prior to the EFT details being transmitted to the Tax Office. If you elect for an EFT, all details below must be completed.

Important: Care should be taken when completing EFT details as the payment of any refund will be made to the account specified.

5 Wt i bhBUa Y.....	<input type="text"/>	
Account Number	<input type="text"/>	Client Reference <input type="text"/>

I authorise the refund to be deposited directly to the specified account

Signature	<input type="text"/>	Date	<input type="text"/>
-----------	----------------------	------	----------------------

.....Tax Agent's 8 YWUfUjcb

I declare that:

- I have prepared this tax return in accordance with the information supplied by the partner, trustee, director or public officer
- I have received a declaration made by the entity that the information provided to me for the preparation of this tax return is true and correct; and
- I am authorised by the partner, trustee, director or public officer to lodge this tax return, including any applicable schedules.

Agent's signature

Date

Contact name

Client Reference

Agent's Phone Number

HUI '5 [YbhBi a VYf

100017996MS

Self-managed superannuation fund annual return

2018

Who should complete this annual return?

Only self-managed superannuation funds (SMSFs) can complete this annual return. All other funds must complete the *Fund income tax return 2018* (NAT 71287).

- ❗ The *Self-managed superannuation fund annual return instructions 2018* (NAT 71606) (the instructions) can assist you to complete this annual return.

To complete this annual return

- Print clearly, using a BLACK pen only.
- Use BLOCK LETTERS and print one character per box.

S M / T # S T

- Place in ALL applicable boxes.

Section A: Fund information

1 Tax file number (TFN)

➤ To assist processing, write the fund's TFN at the top of pages 3, 5 and 7.

- ❗ The ATO is authorised by law to request your TFN. You are not obliged to quote your TFN but not quoting it could increase the chance of delay or error in processing your annual return. See the Privacy note in the Declaration.

2 Name of self-managed superannuation fund (SMSF)

Sherlock Superannuation Fund

3 Australian business number (ABN) (if applicable)

4 Current postal address

21 Fewings Street

Suburb/town

Toowong

State/territory

QLD

Postcode

4066

5 Annual return status

Is this an amendment to the SMSF's 2018 return?

A No Yes

Is this the first required return for a newly registered SMSF?

B No Yes

Tax File Number **6 SMSF auditor**

Auditor's name

Title: Mr Mrs Miss Ms Other

Family name

First given name

Other given names

SMSF Auditor Number

Auditor's phone number

Postal address

Suburb/town

State/territory

Postcode

Date audit was completed **A** Day / Month / Year Was Part B of the audit report qualified? **B** No Yes If the audit report was qualified, have the reported compliance issues been rectified? **C** No Yes **7 Electronic funds transfer (EFT)**

We need your self-managed super fund's financial institution details to pay any super payments and tax refunds owing to you.

A Financial institution details for super payments and tax refundsYou must provide the financial institution details of your fund's nominated super account. If you would like your fund's tax refunds paid to a different account, you can provide additional financial institution details at **B**.Fund BSB number (must be six digits) Fund account number

Fund account name (for example, J&Q Citizen ATF J&Q Family SF)

B Financial institution details for tax refunds only

If you would like your fund's tax refunds paid to a different account, provide additional financial institution details. Tax refunds cannot be paid to a trustee's personal account. (See relevant instructions.)

BSB number (must be six digits) Account number

Account name (for example, J&Q Citizen ATF J&Q Family SF)

C Electronic service address alias

We will use your electronic service address alias to communicate with your fund about ATO super payments.

Tax File Number

- 8 Status of SMSF** Australian superannuation fund **A** No Yes Fund benefit structure **B** **A** Code
- Does the fund trust deed allow acceptance of the Government's Super Co-contribution and Low Income Super Contribution? **C** No Yes

9 Was the fund wound up during the income year?

No Yes If yes, provide the date on which the fund was wound up / / Have all tax lodgment and payment obligations been met? No Yes

10 Exempt current pension income

Did the fund pay retirement phase superannuation income stream benefits to one or more members in the income year?

To claim a tax exemption for current pension income, you must pay at least the minimum benefit payment under the law. Record exempt current pension income at Label **A**.

No Go to Section B: Income.

Yes Exempt current pension income amount **A** \$

Which method did you use to calculate your exempt current pension income?

Segregated assets method **B**

Unsegregated assets method **C** Was an actuarial certificate obtained? **D** Yes

Did the fund have any other income that was assessable?

E Yes Go to Section B: Income.

No Choosing 'No' means that you do not have any assessable income, including no-TFN quoted contributions. Go to Section C: Deductions and non-deductible expenses. (Do **not** complete Section B: Income.)

If you are entitled to claim any tax offsets, you can list these at Section D: Income tax calculation statement.

Fund's tax file number (TFN)

Provided

Section B: Income

Do not complete this section if all superannuation interests in the SMSF were supporting superannuation income streams in the retirement phase for the entire year, there was no other income that was assessable, and you have not realised a deferred notional gain. If you are entitled to claim any tax offsets, you can record these at Section D: Income tax calculation statement.

11 Income

Did you have a capital gains tax (CGT) event during the year? G No Yes

If the total capital loss or total capital gain is greater than \$10,000 or you elected to use the CGT relief in 2017 and the deferred notional gain has been realised, complete and attach a Capital gains tax (CGT) schedule 2018.

Have you applied an exemption or rollover? M No Yes Code

Net capital gain A \$ 260,733

Gross rent and other leasing and hiring income B \$

Gross interest C \$ 948

Forestry managed investment scheme income X \$

Gross foreign income D1 \$ Net foreign income D \$ Loss

Australian franking credits from a New Zealand company E \$

Transfers from foreign funds F \$ Number 0

Gross payments where ABN not quoted H \$

Calculation of assessable contributions

Assessable employer contributions R1 \$ 50,000

plus Assessable personal contributions R2 \$

plus *No-TFN-quoted contributions R3 \$ 0 (an amount must be included even if it is zero)

less Transfer of liability to life insurance company or PST R6 \$

Gross distribution from partnerships I \$ Loss

*Unfranked dividend amount J \$

*Franked dividend amount K \$ 194

*Dividend franking credit L \$ 83

*Gross trust distributions M \$ 303,289 Code P

Assessable contributions R \$ 50,000 (R1 plus R2 plus R3 less R6)

Calculation of non-arm's length income

*Net non-arm's length private company dividends U1 \$ Code

plus *Net non-arm's length trust distributions U2 \$

plus *Net other non-arm's length income U3 \$

*Other income S \$

*Assessable income due to changed tax status of fund T \$

Net non-arm's length income (subject to 45% tax rate) U \$ (U1 plus U2 plus U3)

*This is a mandatory label.
*If an amount is entered at this label, check the instructions to ensure the correct tax treatment has been applied.

GROSS INCOME (Sum of labels A to U) W \$ 615,247 Loss

Exempt current pension income Y \$ 218,303

TOTAL ASSESSABLE INCOME (W less Y) V \$ 396,944 Loss

Tax File Number Provided

Section C: Deductions and non-deductible expenses

12 Deductions and non-deductible expenses

- Under 'Deductions' list all expenses and allowances you are entitled to claim a deduction for. Under 'Non-deductible expenses', list all other expenses or normally allowable deductions that you cannot claim as a deduction (for example, all expenses related to exempt current pension income should be recorded in the 'Non-deductible expenses' column).

	DEDUCTIONS	NON-DEDUCTIBLE EXPENSES	
Interest expenses within Australia	A1 \$ <input style="width: 150px;" type="text"/>	A2 \$ <input style="width: 150px;" type="text"/>	
Interest expenses overseas	B1 \$ <input style="width: 150px;" type="text"/>	B2 \$ <input style="width: 150px;" type="text"/>	
Capital works expenditure	D1 \$ <input style="width: 150px;" type="text"/>	D2 \$ <input style="width: 150px;" type="text"/>	
Decline in value of depreciating assets	E1 \$ <input style="width: 150px;" type="text"/>	E2 \$ <input style="width: 150px;" type="text"/>	
Insurance premiums – members	F1 \$ <input style="width: 150px;" type="text"/>	F2 \$ <input style="width: 150px;" type="text"/>	
Death benefit increase	G1 \$ <input style="width: 150px;" type="text"/>		
SMSF auditor fee	H1 \$ <input style="width: 150px;" type="text" value="270"/>	H2 \$ <input style="width: 150px;" type="text" value="169"/>	
Investment expenses	I1 \$ <input style="width: 150px;" type="text"/>	I2 \$ <input style="width: 150px;" type="text"/>	
Management and administration expenses	J1 \$ <input style="width: 150px;" type="text" value="1,866"/>	J2 \$ <input style="width: 150px;" type="text" value="1,011"/>	
Forestry managed investment scheme expense	U1 \$ <input style="width: 150px;" type="text"/>	U2 \$ <input style="width: 150px;" type="text"/>	
Other amounts	L1 \$ <input style="width: 150px;" type="text"/>	L2 \$ <input style="width: 150px;" type="text" value="5,176"/>	
	<small>Code</small> <input style="width: 20px; height: 15px;" type="text"/>	<small>Code</small> <input style="width: 20px; height: 15px;" type="text" value="0"/>	
Tax losses deducted	M1 \$ <input style="width: 150px;" type="text"/>		
TOTAL DEDUCTIONS N \$ <input style="width: 150px;" type="text" value="2,136"/> <small>(Total A1 to M1)</small>		TOTAL NON-DEDUCTIBLE EXPENSES Y \$ <input style="width: 150px;" type="text" value="6,356"/> <small>(Total A2 to L2)</small>	
#TAXABLE INCOME OR LOSS O \$ <input style="width: 150px;" type="text" value="394,808"/> <small>Loss</small> <input style="width: 20px; height: 15px;" type="text"/> <small>(TOTAL ASSESSABLE INCOME less TOTAL DEDUCTIONS)</small>		TOTAL SMSF EXPENSES Z \$ <input style="width: 150px;" type="text" value="8,492"/> <small>(N plus Y)</small>	

#This is a mandatory label.

Tax File Number Provided

Section D: Income tax calculation statement

#Important:

Section B label **R3**, Section C label **O** and Section D labels **A, T1, J, T5** and **I** are mandatory. If you leave these labels blank, you will have specified a zero amount.

13 Calculation statement

Please refer to the *Self-managed superannuation fund annual return instructions 2018* on how to complete the calculation statement.

#Taxable income	A	\$	<input style="width: 95%;" type="text" value="394,808"/>	
<small>(an amount must be included even if it is zero)</small>				
#Tax on taxable income	T1	\$	<input style="width: 95%;" type="text" value="59,221.20"/>	
<small>(an amount must be included even if it is zero)</small>				
#Tax on no-TFN-quoted contributions	J	\$	<input style="width: 95%;" type="text" value="0.00"/>	
<small>(an amount must be included even if it is zero)</small>				
Gross tax	B	\$	<input style="width: 95%;" type="text" value="59,221.20"/>	
<small>(T1 plus J)</small>				

Foreign income tax offset	C1	\$	<input style="width: 95%;" type="text"/>	
Rebates and tax offsets	C2	\$	<input style="width: 95%;" type="text"/>	
Non-refundable non-carry forward tax offsets				
C \$ <input style="width: 95%;" type="text"/>				
<small>(C1 plus C2)</small>				

SUBTOTAL 1

T2 \$

(B less C – cannot be less than zero)

Early stage venture capital limited partnership tax offset	D1	\$	<input style="width: 95%;" type="text" value="0.00"/>	
Early stage venture capital limited partnership tax offset carried forward from previous year	D2	\$	<input style="width: 95%;" type="text" value="0.00"/>	
Early stage investor tax offset	D3	\$	<input style="width: 95%;" type="text" value="0.00"/>	
Early stage investor tax offset carried forward from previous year	D4	\$	<input style="width: 95%;" type="text" value="0.00"/>	
Non-refundable carry forward tax offsets				
D \$ <input style="width: 95%;" type="text" value="0.00"/>				
<small>(D1 plus D2 plus D3 plus D4)</small>				
SUBTOTAL 2				
T3 \$ <input style="width: 95%;" type="text" value="59,221.20"/>				
<small>(T2 less D – cannot be less than zero)</small>				

Complying fund's franking credits tax offset	E1	\$	<input style="width: 95%;" type="text" value="1,673.52"/>	
No-TFN tax offset	E2	\$	<input style="width: 95%;" type="text"/>	
National rental affordability scheme tax offset	E3	\$	<input style="width: 95%;" type="text"/>	
Exploration credit tax offset	E4	\$	<input style="width: 95%;" type="text" value="0.00"/>	
Refundable tax offsets				
E \$ <input style="width: 95%;" type="text" value="1,673.52"/>				
<small>(E1 plus E2 plus E3 plus E4)</small>				

#TAX PAYABLE T5 \$

(T3 less E – cannot be less than zero)

Section 102AAM interest charge

G \$

Fund's tax file number (TFN)

Provided

Credit for interest on early payments – amount of interest	H1 \$	<input type="text"/>
Credit for tax withheld – foreign resident withholding (excluding capital gains)	H2 \$	<input type="text"/>
Credit for tax withheld – where ABN or TFN not quoted (non-individual)	H3 \$	<input type="text"/>
Credit for TFN amounts withheld from payments from closely held trusts	H5 \$	<input type="text" value="0.00"/>
Credit for interest on no-TFN tax offset	H6 \$	<input type="text"/>
Credit for foreign resident capital gains withholding amounts	H8 \$	<input type="text" value="0.00"/>
Eligible credits		H \$ <input type="text"/>
		<i>(H1 plus H2 plus H3 plus H5 plus H6 plus H8)</i>

#Tax offset refunds (Remainder of refundable tax offsets)	I \$	<input type="text" value="0.00"/>
<i>(unused amount from label E – an amount must be included even if it is zero)</i>		

PAYG instalments raised

K \$

Supervisory levy

L \$

Supervisory levy adjustment for wound up funds

M \$

Supervisory levy adjustment for new funds

N \$

AMOUNT DUE OR REFUNDABLE A positive amount at S is what you owe, while a negative amount is refundable to you.	S \$	<input type="text" value="44,019.68"/>
<i>(T5 plus G less H less I less K plus L less M plus N)</i>		

#This is a mandatory label.

Section E: Losses

14 Losses

! If total loss is greater than \$100,000, complete and attach a *Losses schedule 2018*.

Tax losses carried forward to later income years **U \$**

Net capital losses carried forward to later income years **V \$**

Tax File Number

Section F: Member information

MEMBER 1

Title: Mr Mrs Miss Ms Other

Family name

First given name Other given names

Member's TFN Date of birth Day / Month / Year

Contributions

! Refer to instructions for completing these labels.

OPENING ACCOUNT BALANCE \$

Employer contributions **A** \$

ABN of principal employer **A1**

Personal contributions **B** \$

CGT small business retirement exemption **C** \$

CGT small business 15-year exemption amount **D** \$

Personal injury election **E** \$

Spouse and child contributions **F** \$

Other third party contributions **G** \$

Assessable foreign superannuation fund amount **I** \$

Non-assessable foreign superannuation fund amount **J** \$

Transfer from reserve: assessable amount **K** \$

Transfer from reserve: non-assessable amount **L** \$

Contributions from non-complying funds and previously non-complying funds **T** \$

Any other contributions (including Super Co-contributions and Low Income Super Contributions) **M** \$

TOTAL CONTRIBUTIONS N \$

Other transactions

Allocated earnings or losses **O** \$ Loss

S1 \$ Accumulation phase account balance

Inward rollovers and transfers **P** \$

S2 \$ Retirement phase account balance - Non CDBIS

Outward rollovers and transfers **Q** \$

S3 \$ Retirement phase account balance - CDBIS

Lump Sum payment **R1** \$ Code

Income stream payment **R2** \$ Code

TRIS Count

CLOSING ACCOUNT BALANCE **S** \$
(S1 plus S2 plus S3)

Accumulation phase value **X1** \$

Retirement phase value **X2** \$

Fund's tax file number (TFN)

Provided

MEMBER 2

Title: Mr Mrs Miss Ms Other

Family name
Sherlock

First given name
Michael Andrew

Member's TFN
See the Privacy note in the Declaration. Provided

Date of birth Day / Month / Year
11 / 12 / 1951

Contributions

! Refer to instructions for completing these labels.

OPENING ACCOUNT BALANCE \$ 4,370,088.45

- Employer contributions **A** \$ 25,000.00
- ABN of principal employer **A1**
- Personal contributions **B** \$
- CGT small business retirement exemption **C** \$
- CGT small business 15-year exemption amount **D** \$
- Personal injury election **E** \$
- Spouse and child contributions **F** \$
- Other third party contributions **G** \$
- Assessable foreign superannuation fund amount **I** \$
- Non-assessable foreign superannuation fund amount **J** \$
- Transfer from reserve: assessable amount **K** \$
- Transfer from reserve: non-assessable amount **L** \$
- Contributions from non-complying funds and previously non-complying funds **T** \$
- Any other contributions (including Super Co-contributions and Low Income Super Contributions) **M** \$
- TOTAL CONTRIBUTIONS N** \$ 25,000.00

Other transactions

S1 \$ Accumulation phase account balance 2,934,141.26

S2 \$ Retirement phase account balance - Non CDBIS 1,652,886.59

S3 \$ Retirement phase account balance - CDBIS 0.00

TRIS Count

- Allocated earnings or losses **O** \$ 331,579.62 Loss
- Inward rollovers and transfers **P** \$ 0.01
- Outward rollovers and transfers **Q** \$
- Lump Sum payment **R1** \$ 59,640.23 Code
- Income stream payment **R2** \$ 80,000.00 Code

CLOSING ACCOUNT BALANCE S \$ 4,587,027.85
(S1 plus S2 plus S3)

Accumulation phase value **X1** \$

Retirement phase value **X2** \$

Tax File Number Provided

Section H: Assets and liabilities

15 ASSETS

15a Australian managed investments

Listed trusts **A** \$

Unlisted trusts **B** \$ 8,613,820

Insurance policy **C** \$

Other managed investments **D** \$

15b Australian direct investments

Cash and term deposits **E** \$ 13

Limited recourse borrowing arrangements

Australian residential real property **J1** \$

Australian non-residential real property **J2** \$

Overseas real property **J3** \$

Australian shares **J4** \$

Overseas shares **J5** \$

Other **J6** \$

Debt securities **F** \$

Loans **G** \$

Listed shares **H** \$ 4,491

Unlisted shares **I** \$

Limited recourse borrowing arrangements **J** \$

Non-residential real property **K** \$

Residential real property **L** \$

Collectables and personal use assets **M** \$

Other assets **O** \$ 45,469

15c Overseas direct investments

Overseas shares **P** \$

Overseas non-residential real property **Q** \$

Overseas residential real property **R** \$

Overseas managed investments **S** \$

Other overseas assets **T** \$

TOTAL AUSTRALIAN AND OVERSEAS ASSETS **U** \$ 8,663,793

(Sum of labels **A** to **T**)

15d In-house assets

Did the fund have a loan to, lease to or investment in, related parties (known as in-house assets) at the end of the income year? **A** No Yes \$

15e Limited recourse borrowing arrangements

If the fund had an LRBA were the LRBA borrowings from a licensed financial institution? **A** No Yes

Did the members or related parties of the fund use personal guarantees or other security for the LRBA? **B** No Yes

Tax File Number

16 LIABILITIES

Borrowings for limited recourse borrowing arrangements V1 \$ <input style="width: 150px;" type="text"/>		Permissible temporary borrowings V2 \$ <input style="width: 150px;" type="text"/>		Other borrowings V3 \$ <input style="width: 150px;" type="text"/>		Borrowings V \$ <input style="width: 150px;" type="text"/>	
Total member closing account balances (total of all CLOSING ACCOUNT BALANCE s from Sections F and G) W \$ <input style="width: 150px;" type="text" value="8,614,650"/>							
Reserve accounts X \$ <input style="width: 150px;" type="text"/>							
Other liabilities Y \$ <input style="width: 150px;" type="text" value="49,143"/>							
TOTAL LIABILITIES Z \$ <input style="width: 150px;" type="text" value="8,663,793"/>							

Section I: Taxation of financial arrangements

17 Taxation of financial arrangements (TOFA)

Total TOFA gains **H \$**

Total TOFA losses **I \$**

Section J: Other information

Family trust election status

If the trust or fund has made, or is making, a family trust election, write the four-digit **income year specified** of the election (for example, for the 2017–18 income year, write **2018**). **A**

If revoking or varying a family trust election, print **R** for revoke or print **V** for variation, and complete and attach the *Family trust election, revocation or variation 2018*. **B**

Interposed entity election status

If the trust or fund has an existing election, write the earliest income year specified. If the trust or fund is making one or more elections this year, write the earliest income year being specified and complete an *Interposed entity election or revocation 2018* for each election. **C**

If revoking an interposed entity election, print **R**, and complete and attach the *Interposed entity election or revocation 2018*. **D**

Tax File Number **Section K: Declarations**

 Penalties may be imposed for false or misleading information in addition to penalties relating to any tax shortfalls.

Important

Before making this declaration check to ensure that all income has been disclosed and the annual return, all attached schedules and any additional documents are true and correct in every detail. If you leave labels blank, you will have specified a zero amount or the label was not applicable to you. If you are in doubt about any aspect of the annual return, place all the facts before the ATO.

Privacy

The ATO is authorised by the *Taxation Administration Act 1953* to request the provision of tax file numbers (TFNs). We will use the TFN to identify the entity in our records. It is not an offence not to provide the TFN. However if you do not provide the TFN, the processing of this form may be delayed.

Taxation law authorises the ATO to collect information and disclose it to other government agencies. For information about your privacy go to ato.gov.au/privacy

TRUSTEE'S OR DIRECTOR'S DECLARATION:

I declare that current trustees and directors have authorised this annual return and it is documented as such in the SMSF's records. I have received the audit report and I am aware of any matters raised. I declare that the information on this annual return, including any attached schedules and additional documentation is true and correct. I also authorise the ATO to make any tax refunds to the nominated bank account (if applicable).

Authorised trustee's, director's or public officer's signature

Date / /

Preferred trustee or director contact details:

Title: Mr Mrs Miss Ms Other

Family name

First given name

Other given names


Phone number

Email address

Non-individual trustee name (if applicable)

ABN of non-individual trustee

Time taken to prepare and complete this annual return Hrs

 The Commissioner of Taxation, as Registrar of the Australian Business Register, may use the ABN and business details which you provide on this annual return to maintain the integrity of the register. For further information, refer to the instructions.

TAX AGENT'S DECLARATION:

I declare that the *Self-managed superannuation fund annual return 2018* has been prepared in accordance with information provided by the trustees, that the trustees have given me a declaration stating that the information provided to me is true and correct, and that the trustees have authorised me to lodge this annual return.

Tax agent's signature

Date / /

Tax agent's contact details

Title: Mr Mrs Miss Ms Other

Family name

First given name


Other given names

Tax agent's practice

Tax agent's phone number

Reference number

Tax agent number

 Postal address for annual returns: **Australian Taxation Office, GPO Box 9845, IN YOUR CAPITAL CITY**

Capital gains tax (CGT) schedule

2018

When completing this form

- Print clearly, using a black or dark blue pen only.
- Use BLOCK LETTERS and print one character in each box.

S	M	I	T	H		S	T												
---	---	---	---	---	--	---	---	--	--	--	--	--	--	--	--	--	--	--	--
- Do not use correction fluid or covering stickers.
- Sign next to any corrections with your **full signature** (not initials).

- Use in conjunction with company, trust, fund income tax return or the self-managed superannuation fund annual return.
- Refer to the *Guide to capital gains tax 2018* available on our website at ato.gov.au for instructions on how to complete this schedule.

Tax file number (TFN)

i We are authorised by law to request your TFN. You do not have to quote your TFN. However, if you don't it could increase the chance of delay or error in processing your form.

Australian business number (ABN)

Taxpayer's name

1 Current year capital gains and capital losses

	Capital gain	Capital loss
Shares in companies listed on an Australian securities exchange	A \$ <input style="width: 200px;" type="text"/>	K \$ <input style="width: 200px;" type="text"/>
Other shares	B \$ <input style="width: 200px;" type="text"/>	L \$ <input style="width: 200px;" type="text"/>
Units in unit trusts listed on an Australian securities exchange	C \$ <input style="width: 200px;" type="text"/>	M \$ <input style="width: 200px;" type="text"/>
Other units	D \$ <input style="width: 200px;" type="text" value="420,126"/>	N \$ <input style="width: 200px;" type="text" value="30,749"/>
Real estate situated in Australia	E \$ <input style="width: 200px;" type="text"/>	O \$ <input style="width: 200px;" type="text"/>
Other real estate	F \$ <input style="width: 200px;" type="text"/>	P \$ <input style="width: 200px;" type="text"/>
Amount of capital gains from a trust (including a managed fund)	G \$ <input style="width: 200px;" type="text"/>	
Collectables	H \$ <input style="width: 200px;" type="text"/>	Q \$ <input style="width: 200px;" type="text"/>
Other CGT assets and any other CGT events	I \$ <input style="width: 200px;" type="text" value="1,722"/>	R \$ <input style="width: 200px;" type="text"/>
Amount of capital gain previously deferred under transitional CGT relief for superannuation funds	S \$ <input style="width: 200px;" type="text" value="0"/>	
Total current year capital gains	J \$ <input style="width: 200px;" type="text" value="421,848"/>	

Add the amounts at labels **K** to **R** and write the total in item 2 label **A – Total current year capital losses**.

Tax File Number **2 Capital losses**Total current year capital losses **A \$** Total current year capital losses applied **B \$** Total prior year net capital losses applied **C \$** Total capital losses transferred in applied
(only for transfers involving a foreign bank branch or
permanent establishment of a foreign financial entity) **D \$** Total capital losses applied **E \$** Add amounts at **B**, **C** and **D**.**3 Unapplied net capital losses carried forward**Net capital losses from collectables carried forward to later income years **A \$** Other net capital losses carried forward to later income years **B \$** Add amounts at **A** and **B** and transfer the total
to label **V – Net capital losses carried forward
to later income years** on your tax return.**4 CGT discount**Total CGT discount applied **A \$** **5 CGT concessions for small business**Small business active asset reduction **A \$** Small business retirement exemption **B \$** Small business rollover **C \$** Total small business concessions applied **D \$** **6 Net capital gain**Net capital gain **A \$** **1J less 2E less 4A less 5D** (cannot be less than
zero). Transfer the amount at **A** to label **A – Net
capital gain** on your tax return.

Tax File Number Provided

7 Earnout arrangements

Are you a party to an earnout arrangement? **A** Yes, as a buyer Yes, as a seller No
 (Print in the appropriate box.)

! If you are a party to more than one earnout arrangement, copy and attach a separate sheet to this schedule providing the details requested here for each additional earnout arrangement.

How many years does the earnout arrangement run for? **B**

What year of that arrangement are you in? **C**

If you are the seller, what is the total estimated capital proceeds from the earnout arrangement? **D** \$

Amount of any capital gain or loss you made under your non-qualifying arrangement in the income year. **E** \$ / ^{LOSS}

! **Request for amendment**

If you received or provided a financial benefit under a look-through earnout right created in an earlier income year and you wish to seek an amendment to that earlier income year, complete the following:

Income year earnout right created **F**

Amended net capital gain or capital losses carried forward **G** \$ / ^{LOSS}

8 Other CGT information required (if applicable)

Small business 15 year exemption – exempt capital gains **A** \$ / ^{CODE}

Capital gains disregarded by a foreign resident **B** \$

Capital gains disregarded as a result of a scrip for scrip rollover **C** \$

Capital gains disregarded as a result of an inter-company asset rollover **D** \$

Capital gains disregarded by a demerging entity **E** \$

Tax File Number

Taxpayer's declaration

! If the schedule is not lodged with the income tax return you are required to sign and date the schedule.

Important

Before making this declaration check to ensure that all the information required has been provided on this form and any attachments to this form, and that the information provided is true and correct in every detail. If you are in doubt about any aspect of the tax return, place all the facts before the ATO. The income tax law imposes heavy penalties for false or misleading statements.

Privacy

Taxation law authorises the ATO to collect information and disclose it to other government agencies. This includes personal information of the person authorised to sign the declaration. For information about your privacy go to ato.gov.au/privacy

I declare that the information on this form is true and correct.

Signature

Date

Day	Month	Year
<input type="text"/>	<input type="text"/>	<input type="text"/>

Contact name

Daytime contact number (include area code)

Losses schedule

2018

Companies and trusts that do not join consolidated groups should complete and attach this schedule to their 2018 tax return. Superannuation funds should complete and attach this schedule to their 2018 tax return.

Print neatly in BLOCK LETTERS with a black or blue ballpoint pen only. Print one letter or number in each box. Do not use correction fluid or tape.

Place in all applicable boxes.

Refer to *Losses schedule instructions 2018*, available on our website ato.gov.au for instructions on how to complete this schedule.

Tax file number (TFN)

Provided

Name of entity

Sherlock Superannuation Fund

Australian business number

80741008332

Part A – Losses carried forward to the 2018–19 income year – excludes film losses

1 Tax losses carried forward to later income years

Year of loss	
2017–18	B <input type="text"/>
2016–17	C <input type="text"/>
2015–16	D <input type="text"/>
2014–15	E <input type="text"/>
2013–14	F <input type="text"/>
2012–13 and earlier income years	G <input type="text"/>
Total	U <input type="text"/>

Transfer the amount at U to the **Tax losses carried forward to later income years** label on your tax return.

2 Net capital losses carried forward to later income years

Year of loss	
2017–18	H <input type="text"/>
2016–17	I <input type="text"/>
2015–16	J <input type="text"/>
2014–15	K <input type="text"/>
2013–14	L <input type="text"/>
2012–13 and earlier income years	M <input type="text"/>
Total	V <input type="text"/>

Transfer the amount at V to the **Net capital losses carried forward to later income years** label on your tax return.

Tax File Number **Part B – Ownership and business continuity test** – company and listed widely held trust only

Complete item 3 of **Part B** if a loss is being carried forward to later income years and the business continuity test has to be satisfied in relation to that loss.

Do not complete items 1 or 2 of **Part B** if, in the 2017–18 income year, no loss has been claimed as a deduction, applied against a net capital gain or, in the case of companies, losses have not been transferred in or out.

1 Whether continuity of majority ownership test passed

Note: If the entity has deducted, applied, transferred in or transferred out (as applicable) in the 2017–18 income year a loss incurred in any of the listed years, print **X** in the **Yes** or **No** box to indicate whether the entity has satisfied the continuity of majority ownership test in respect of that loss.

Year of loss		Yes	No
2017–18	A	<input type="checkbox"/>	<input type="checkbox"/>
2016–17	B	<input type="checkbox"/>	<input type="checkbox"/>
2015–16	C	<input type="checkbox"/>	<input type="checkbox"/>
2014–15	D	<input type="checkbox"/>	<input type="checkbox"/>
2013–14	E	<input type="checkbox"/>	<input type="checkbox"/>
2012–13 and earlier income years	F	<input type="checkbox"/>	<input type="checkbox"/>

2 Amount of losses deducted/applied for which the continuity of majority ownership test is not passed but the business continuity test is satisfied – excludes film lossesTax losses **G** Net capital losses **H** **3 Losses carried forward for which the business continuity test must be satisfied before they can be deducted/applied in later years** – excludes film lossesTax losses **I** Net capital losses **J** **4 Do current year loss provisions apply?**

Is the company required to calculate its taxable income or tax loss for the year under Subdivision 165-B or its net capital gain or net capital loss for the year under Subdivision 165-CB of the *Income Tax Assessment Act 1997* (ITAA 1997)?

K Yes No **Part C – Unrealised losses** – company only

Note: These questions relate to the operation of Subdivision 165-CC of ITAA 1997.

Has a changeover time occurred in relation to the company after 1.00pm by legal time in the Australian Capital Territory on 11 November 1999?

L Yes No

If you printed **X** in the **No** box at **L**, do not complete **M**, **N** or **O**.

At the changeover time did the company satisfy the maximum net asset value test under section 152-15 of ITAA 1997?

M Yes No

If you printed **X** in the **No** box at **M**, has the company determined it had an unrealised net loss at the changeover time?

N Yes No

If you printed **X** in the **Yes** box at **N**, what was the amount of unrealised net loss calculated under section 165-115E of ITAA 1997?

O

Tax File Number **Part D – Life insurance companies**Complying superannuation class tax losses carried forward to later income years **P** Complying superannuation net capital losses carried forward to later income years **Q** **Part E – Controlled foreign company losses**Current year CFC losses **M** CFC losses deducted **N** CFC losses carried forward **O** **Part F – Tax losses reconciliation statement**Balance of tax losses brought forward from the prior income year **A** **ADD** Uplift of tax losses of designated infrastructure project entities **B** **SUBTRACT** Net forgiven amount of debt **C** **ADD** Tax loss incurred (if any) during current year **D** **ADD** Tax loss amount from conversion of excess franking offsets **E** **SUBTRACT** Net exempt income **F** **SUBTRACT** Tax losses forgone **G** **SUBTRACT** Tax losses deducted **H** **SUBTRACT** Tax losses transferred out under Subdivision 170-A
(only for transfers involving a foreign bank branch or a PE of a foreign financial entity) **I** Total tax losses carried forward to later income years **J**

Tax File Number

If the schedule is not lodged with the income tax return you are required to sign and date the schedule.

Important

Before making this declaration check to ensure that all the information required has been provided on this form and any attachments to this form, and that the information provided is true and correct in every detail. If you are in doubt about any aspect of the tax return, place all the facts before the ATO. The income tax law imposes heavy penalties for false or misleading statements.

Privacy

Taxation law authorises the ATO to collect information and disclose it to other government agencies. This includes personal information of the person authorised to sign the declaration. For information about your privacy go to ato.gov.au/privacy

Taxpayer's declaration

I declare that the information on this form is true and correct.

Signature

Date / /

Contact person

Daytime contact number (include area code)



Tax Agent Portal

User ID PCHQN7s

20 Dec 2018 12:20:09 (EDST)

Current client SHERLOCK SUPERANNUATION FUND	TFN 97271807	ABN 80741008332
Represented by MCA (QLD) ACCOUNTANTS PTY LTD		
Account name SHERLOCK SUPERANNUATION FUND	Number 97271807/00551	Description Income Tax Account

Itemised account - by Tax Office processed date

Transactions processed by the Tax Office during the period:

From To

Process date	Effective date	Transaction description	Debit amount	Credit amount	Balance
01 Jul 2017		OPENING BALANCE			\$0.00
07 Mar 2018	06 Mar 2018	Payment received		\$1,792.38	\$1,792.38 CR
22 Mar 2018	02 Jul 2018	Tax return Self Man Superfund - Income Tax for the period from 01 Jul 16 to 30 Jun 17	\$1,792.38		\$0.00
20 Dec 2018		CLOSING BALANCE			\$0.00



Tax Agent Portal

User ID PCHQN7s

20 Dec 2018 12:21:28 (EDST)

Current client SHERLOCK SUPERANNUATION FUND	TFN 97271807	ABN 80741008332
Represented by MCA (QLD) ACCOUNTANTS PTY LTD		
Account name SHERLOCK SUPERANNUATION FUND	Number 80741008332	Description Integrated Client Account

Itemised account - by Tax Office processed date

Opening balance	\$0.00
Closing balance	\$0.00
Estimated general interest charge	\$0.00
Total payable if paid on	\$0.00

Total payable if paid on

Transactions processed by the Tax Office during the period:

From To

Process date	Effective date	Transaction description	Debit amount	Credit amount	Balance
01 Jul 2017		Opening balance			\$0.00
27 Jul 2017	26 Jul 2017	Payment received		\$3,643.00	\$3,643.00 CR
30 Jul 2017		Self assessed amount(s) for the period ended 30 Jun 17	\$0.00		
	28 Jul 2017	- pay as you go income tax instalment	\$3,643.00		\$0.00
27 Oct 2017	26 Oct 2017	Payment received		\$2,989.00	\$2,989.00 CR
05 Nov 2017		Self assessed amount(s) for the period ended 30 Sep 17	\$0.00		
	30 Oct 2017	- pay as you go income tax instalment	\$2,989.00		\$0.00
02 Feb 2018	01 Feb 2018	Payment received		\$2,989.00	\$2,989.00 CR
04 Mar 2018		Self assessed amount(s) for the period ended 31 Dec 17	\$0.00		
	28 Feb 2018	- pay as you go income tax instalment	\$2,989.00		\$0.00
18 Apr 2018	17 Apr 2018	Payment received		\$2,989.00	\$2,989.00 CR
06 May 2018		Self assessed amount(s) for the period ended 31 Mar 18	\$0.00		
	30 Apr 2018	- pay as you go income tax instalment	\$2,989.00		\$0.00
26 Jul 2018	25 Jul 2018	Payment received		\$4,820.00	\$4,820.00 CR
05 Aug 2018		Self assessed amount(s) for the period ended 30 Jun 18	\$0.00		
	30 Jul 2018	- pay as you go income tax instalment	\$4,820.00		\$0.00
22 Oct 2018	19 Oct 2018	Payment received		\$3,513.00	\$3,513.00 CR
04 Nov 2018		Self assessed amount(s) for the period ended 30 Sep 18	\$0.00		
	29 Oct 2018	- pay as you go income tax instalment	\$3,513.00		\$0.00
20 Dec 2018		Closing balance			\$0.00



Australian Government
Australian Taxation Office

Agent name: MCA (QLD)
 ACCOUNTANTS PTY LTD

Client name: SHERLOCK
 SUPERANNUATION FUND

ABN: 80741008332

Activity statement

Account	Activity statement – 001 – SHERLOCK SUPERANNUATION FUND
Period	Jul 2017 – Sep 2017
Document ID	35053142714
Date Lodged	30 October 2017
Payment due	30 October 2017
Receipt ID	Unavailable

PAYG income tax instalment

Label	Description	Reported Value	Owed to ATO	Owed by ATO
5A	Owed to ATO		\$2,989.00	
5B	Owed by ATO			\$0.00
T4	Reason for variation			
T7	Instalment amount	\$2,989.00 Based on the notional tax \$ 11,497.93 from the 2016 assessment.		
T8	Estimated tax for year	\$0.00		
T9	Varied amount payable for quarter	\$0.00 T9 is an ATO estimate only		

Amount owing to ATO

\$2,989.00

BPAY[®]



Biller code 75556

Ref 807410083326560

Telephone and Internet Banking - BPAY[®]

Contact your bank or financial institution to make this payment from your cheque, savings, debit or credit card account.

For more information see www.bpay.com.au

Australia Post

Payment can be made in person at Australia Post outlets with cash, cheque or money order using the barcode below.

Payment reference number (PRN)

807410083326560



*171 807410083326560



Australian Government
Australian Taxation Office

Agent name: MCA (QLD)
 ACCOUNTANTS PTY LTD

Client name: SHERLOCK
 SUPERANNUATION FUND

ABN: 80741008332

Activity statement

Account	Activity statement – 001 – SHERLOCK SUPERANNUATION FUND
Period	Oct 2017 – Dec 2017
Document ID	35088995677
Date Lodged	28 February 2018
Payment due	28 February 2018
Receipt ID	Unavailable

PAYG income tax instalment

Label	Description	Reported Value	Owed to ATO	Owed by ATO
5A	Owed to ATO		\$2,989.00	
5B	Owed by ATO			\$0.00
T4	Reason for variation			
T7	Instalment amount	\$2,989.00 Based on the notional tax \$ 11,497.93 from the 2016 assessment.		
T8	Estimated tax for year	\$0.00		
T9	Varied amount payable for quarter	\$0.00 T9 is an ATO estimate only		

Amount owing to ATO

\$2,989.00

BPAY[®]



Biller code 75556

Ref 807410083326560

Telephone and Internet Banking - BPAY[®]

Contact your bank or financial institution to make this payment from your cheque, savings, debit or credit card account.

For more information see www.bpay.com.au

Australia Post

Payment can be made in person at Australia Post outlets with cash, cheque or money order using the barcode below.

Payment reference number (PRN)

807410083326560



*171 807410083326560



Australian Government
Australian Taxation Office

Agent name: MCA (QLD)
 ACCOUNTANTS PTY LTD

Client name: SHERLOCK
 SUPERANNUATION FUND

ABN: 80741008332

Activity statement

Account	Activity statement – 001 – SHERLOCK SUPERANNUATION FUND
Period	Jan 2018 – Mar 2018
Document ID	35124023336
Date Lodged	30 April 2018
Payment due	30 April 2018
Receipt ID	Unavailable

PAYG income tax instalment

Label	Description	Reported Value	Owed to ATO	Owed by ATO
5A	Owed to ATO		\$2,989.00	
5B	Owed by ATO			\$0.00
T4	Reason for variation			
T7	Instalment amount	\$2,989.00 Based on the notional tax \$ 11,497.93 from the 2016 assessment.		
T8	Estimated tax for year	\$0.00		
T9	Varied amount payable for quarter	\$0.00 T9 is an ATO estimate only		

Amount owing to ATO

\$2,989.00

BPAY[®]



Biller code 75556

Ref 807410083326560

Telephone and Internet Banking - BPAY[®]

Contact your bank or financial institution to make this payment from your cheque, savings, debit or credit card account.

For more information see www.bpay.com.au

Australia Post

Payment can be made in person at Australia Post outlets with cash, cheque or money order using the barcode below.

Payment reference number (PRN)

807410083326560



*171 807410083326560



Australian Government
Australian Taxation Office

Agent name: MCA (QLD)
 ACCOUNTANTS PTY LTD

Client name: SHERLOCK
 SUPERANNUATION FUND

ABN: 80741008332

Activity statement

Account	Activity statement – 001 – SHERLOCK SUPERANNUATION FUND
Period	Apr 2018 – Jun 2018
Document ID	35159181776
Date Lodged	30 July 2018
Payment due	30 July 2018
Receipt ID	Unavailable

PAYG income tax instalment

Label	Description	Reported Value	Owed to ATO	Owed by ATO
5A	Owed to ATO		\$4,820.00	
5B	Owed by ATO			\$0.00
T4	Reason for variation			
T7	Instalment amount	\$4,820.00 Based on the notional tax \$ 13,258.38 from the 2017 assessment.		
T8	Estimated tax for year	\$0.00		
T9	Varied amount payable for quarter	\$0.00 T9 is an ATO estimate only		

Amount owing to ATO

\$4,820.00

BPAY[®]



Biller code 75556

Ref 807410083326560

Telephone and Internet Banking - BPAY[®]

Contact your bank or financial institution to make this payment from your cheque, savings, debit or credit card account.

For more information see www.bpay.com.au

Australia Post

Payment can be made in person at Australia Post outlets with cash, cheque or money order using the barcode below.

Payment reference number (PRN)

807410083326560



*171 807410083326560

MCA Chartered Accountants	Superannuation Fund Checklist	A7
Fund: Sherlock Superannuation Fund	Prepared by: BO	Reviewed by: CC
Year: 30 June 2018	Date: 20/02/2019	Date: 22/02/19

Annual Return Checklist

	Y	N	N/A
SECTION A			
PRIOR YEAR TAX RETURN CONSIDERATIONS			
Has last year's tax reconciliation been checked for reversing timing differences (e.g. accruals and prepayments)?	<input checked="" type="checkbox"/>	<input type="checkbox"/>	<input type="checkbox"/>
Has last year's tax reconciliation been checked for recurring timing differences that may need to be considered in the current year?	<input checked="" type="checkbox"/>	<input type="checkbox"/>	<input type="checkbox"/>
Has last year's tax reconciliation been checked for losses carried forward to the current year?	<input type="checkbox"/>	<input type="checkbox"/>	<input checked="" type="checkbox"/>
SMSF INFORMATION			
Have you checked the name and contact details of the auditor of the SMSF including their SMSF auditor number (SAN) at Item 6? Tony Boys SAN 100014140 Marjon Muizer SAN 100015012	<input checked="" type="checkbox"/>	<input type="checkbox"/>	<input type="checkbox"/>
STATEMENT OF FINANCIAL POSITION (BALANCE SHEET)			
Have all balance sheet items been reviewed from a tax perspective and adjustments made where required (e.g. prepayments, deferred income etc.)?	<input checked="" type="checkbox"/>	<input type="checkbox"/>	<input type="checkbox"/>
Have all movements in provisions been appropriately adjusted?	<input checked="" type="checkbox"/>	<input type="checkbox"/>	<input type="checkbox"/>
Has the sundry creditors account been reviewed for non-deductible expenses and assessable income (e.g. provisions, accruals and unearned income)?	<input checked="" type="checkbox"/>	<input type="checkbox"/>	<input type="checkbox"/>
Has the sundry debtors account been reviewed for prepayments and accrued income (e.g. interest receivable)?	<input checked="" type="checkbox"/>	<input type="checkbox"/>	<input type="checkbox"/>
STATEMENT OF FINANCIAL PERFORMANCE (PROFIT AND LOSS)			
Have expense items been reviewed for non-deductible amounts?	<input checked="" type="checkbox"/>	<input type="checkbox"/>	<input type="checkbox"/>
Have penalties (excluding General Interest Charge (GIC)) paid to the ATO been treated as non-deductible and interest received from the ATO brought to account as assessable income?	<input type="checkbox"/>	<input type="checkbox"/>	<input checked="" type="checkbox"/>
Has the entity derived income which is exempt from tax (e.g. member non-concessional contributions or non-taxable roll-overs)? If so, is there an adjustment in the reconciliation statement?	<input checked="" type="checkbox"/>	<input type="checkbox"/>	<input type="checkbox"/>
Are there any non-deductible accrued audit fees? (<i>Income Tax Ruling IT2625</i>)	<input type="checkbox"/>	<input checked="" type="checkbox"/>	<input type="checkbox"/>
If accrued audit fees were adjusted last year has this adjustment been reversed where appropriate?	<input type="checkbox"/>	<input type="checkbox"/>	<input checked="" type="checkbox"/>
Are management fees/consultancy fees paid to related entities commercially realistic (i.e. arm's length) and supported by appropriate documentation?	<input type="checkbox"/>	<input type="checkbox"/>	<input checked="" type="checkbox"/>

MCA Chartered Accountants	Superannuation Fund Checklist	A7
Fund: Sherlock Superannuation Fund	Prepared by: BO	Reviewed by: CC
Year: 30 June 2018	Date: 20/02/2019	Date: 22/02/19

	Y	N	N/A
SECTION B: FUND INCOME			
CAPITAL GAINS			
Did the fund have a Capital Gains Tax (CGT) event(s) during the year? If so, the amount of the net capital gain should be shown at Label A.	<input checked="" type="checkbox"/>	<input type="checkbox"/>	<input type="checkbox"/>
Has the fund checked for eligibility of the one third of capital gain discount in accordance with Division 115 of the <i>Income Tax Assessment Act (1997)</i> ?	<input checked="" type="checkbox"/>	<input type="checkbox"/>	<input type="checkbox"/>
Have you reviewed the capital gains tax calculation for correctness?	<input checked="" type="checkbox"/>	<input type="checkbox"/>	<input type="checkbox"/>
RENT, LEASING AND HIRING INCOME			
Has the gross rental income and other leasing/hiring income received by the fund from Australian sources been included as assessable income for the year? If so, return that amount Label B.	<input type="checkbox"/>	<input type="checkbox"/>	<input checked="" type="checkbox"/>
INTEREST			
Has all gross interest income received during the financial year from investments from Australian sources been included as assessable income for the year? If so, return that amount at Label C.	<input checked="" type="checkbox"/>	<input type="checkbox"/>	<input type="checkbox"/>
DIVIDENDS			
Have all dividends received from Australian public companies, and all imputation credits received, been included in assessable income for the year?	<input checked="" type="checkbox"/>	<input type="checkbox"/>	<input type="checkbox"/>
Has the 45 day holding period rule been considered (or 90 day rule for preference share dividends)?	<input checked="" type="checkbox"/>	<input type="checkbox"/>	<input type="checkbox"/>
Has the fund received any private company dividends during the year?	<input type="checkbox"/>	<input checked="" type="checkbox"/>	<input type="checkbox"/>
If so, has an opinion been formed that it would be reasonable not to treat the private company dividends as being non-arm's length income for tax purposes? If so, the amount of any franked dividend, unfranked dividend or franking credit should be respectively disclosed at Labels K, J and L. Refer to section 295-550 of the <i>Income Tax Assessment Act (1997)</i> and <i>Taxation ruling TR2006/7</i> .	<input type="checkbox"/>	<input type="checkbox"/>	<input checked="" type="checkbox"/>
If the private company dividend is regarded as non-arm's length income, has the amount of grossed-up dividend, net of related expenses, been included at Label U in section B of the return? A tax rate of 45% is imposed.	<input type="checkbox"/>	<input type="checkbox"/>	<input checked="" type="checkbox"/>
GROSS FOREIGN INCOME			
Did the und derive any foreign source assessable income during the year? If so, the gross amount of this income should be shown at Label D1.	<input type="checkbox"/>	<input checked="" type="checkbox"/>	<input type="checkbox"/>
Check to ensure that any foreign income included at Label D1 for the year has been grossed up for any foreign tax offset and included as assessable income?	<input type="checkbox"/>	<input type="checkbox"/>	<input checked="" type="checkbox"/>
Are credits available for such foreign taxes actually paid?	<input type="checkbox"/>	<input type="checkbox"/>	<input checked="" type="checkbox"/>

Fund: Sherlock Superannuation Fund

Prepared by: BO

Reviewed by: CC

Year: 30 June 2018

Date: 20/02/2019

Date: 22/02/19

	Y	N	N/A
NET FOREIGN INCOME			
Did the fund incur any foreign source losses in the year (other than CGT losses) and/or deductible expenses to the extent to which they relate to assessable foreign income? If so such an amount should be applied against the gross foreign income. The resulting foreign source income or loss should be disclosed at label D.	<input type="checkbox"/>	<input type="checkbox"/>	<input checked="" type="checkbox"/>
EMPLOYER CONTRIBUTIONS			
Have the gross amount of all employer contributions (including those made under effective salary sacrifice arrangements) been included as assessable income for the year? If so, disclose that amount at Label R1.	<input checked="" type="checkbox"/>	<input type="checkbox"/>	<input type="checkbox"/>
Have all employer contributions included as assessable income been received by the fund as at the end of the year?	<input checked="" type="checkbox"/>	<input type="checkbox"/>	<input type="checkbox"/>
PERSONAL CONTRIBUTIONS			
Where the fund receives personal superannuation contributions from a member, has the trustee received a written notice from a member under section 290-170 of the <i>Income Tax Assessment Act (1997)</i> stating the member's intention to claim a deduction for their contributions by the time that the fund lodges its annual return for the year? Has the fund also issued an acknowledgement that such a notice has been received by that time? Both of these conditions must be met before a deduction will be available for the personal superannuation contributions.	<input type="checkbox"/>	<input type="checkbox"/>	<input checked="" type="checkbox"/>
PARTNERSHIP DISTRIBUTIONS			
Has the gross amount of the fund's share of distributions received from a partnership been included as assessable income for the year? (All distributions of partnership income or loss should be disclosed at Label I other than the fund's share of a capital gain which should be disclosed at Label A and partnership income which is non-arm's-length income which should be shown at Label U).	<input type="checkbox"/>	<input type="checkbox"/>	<input checked="" type="checkbox"/>
TRUST DISTRIBUTIONS			
Has the amount of the fund's share of net income received from a trust been included as assessable income for the year?	<input checked="" type="checkbox"/>	<input type="checkbox"/>	<input type="checkbox"/>
Has the fund received distributions from discretionary trusts?	<input type="checkbox"/>	<input checked="" type="checkbox"/>	<input type="checkbox"/>
If it does constitute non-arm's length income has the amount (net of related expenses) been included at Label U of section B? (A tax rate of 45% is imposed).	<input type="checkbox"/>	<input type="checkbox"/>	<input checked="" type="checkbox"/>
Has the fund received distributions from a fixed trust in which the fund obtained its investment as part of a non-arm's length arrangement? (If the distribution received exceeds what might otherwise have been expected had the parties been dealing with each other at arm's length it will be regarded as non-arm's length income subject to tax at 45%. Such an amount should be disclosed at Lave U2 of Item 11 of the return).	<input type="checkbox"/>	<input type="checkbox"/>	<input checked="" type="checkbox"/>
EXEMPT CURRENT PENSION INCOME			
Did the fund pay retirement phase superannuation income stream benefits (e.g. pensions) to a member during the year? If so, the fund's income may be wholly or partly exempt under the ECPI rules.	<input checked="" type="checkbox"/>	<input type="checkbox"/>	<input type="checkbox"/>
Has the exempt current pension income been calculated according the actuarial certificate's percentage and included in Label Y of the return?	<input checked="" type="checkbox"/>	<input type="checkbox"/>	<input type="checkbox"/>

MCA Chartered Accountants	Superannuation Fund Checklist	A7
Fund: Sherlock Superannuation Fund	Prepared by: BO	Reviewed by: CC
Year: 30 June 2018	Date: 20/02/2019	Date: 22/02/19

	Y	N	N/A
SECTION C: DEDUCTIONS AND NON-DEDUCTIBLE EXPENSES			
GENERAL			
If the fund derived both assessable and exempt income, have deductions been apportioned, as appropriate, in accordance with <i>Taxation Ruling TR 93/17</i> ?	<input checked="" type="checkbox"/>	<input type="checkbox"/>	<input type="checkbox"/>
INTEREST			
Has the fund claimed a deduction for interest expense on funds borrowed to the extent that they were applied for the purpose of earning assessable income? Australian sources disclose at Label A and overseas sources disclose at Label B.	<input type="checkbox"/>	<input type="checkbox"/>	<input checked="" type="checkbox"/>
As superannuation funds are generally prohibited from borrowing money, does the borrowing come under one the following exceptions? That is: <ul style="list-style-type: none"> 90 day borrowing to make payment to a member seven day borrowing to cover settlement of securities transactions limited recourse borrowing arrangement for the SMSF to purchase a single acquirable asset and the rights of the lender is limited to that asset. 	<input type="checkbox"/>	<input type="checkbox"/>	<input checked="" type="checkbox"/>
CAPITAL WORKS DEDUCTIONS			
Has the fund claimed a building allowance write-off for capital expenditure incurred on capital works under Division 43 of the <i>Income Tax Assessment Act (1997)</i> to the extent that such capital works were used to earn assessable income during the year? If so, disclose at Label D.	<input type="checkbox"/>	<input type="checkbox"/>	<input checked="" type="checkbox"/>
Has the correct rate of write-off been used?	<input type="checkbox"/>	<input type="checkbox"/>	<input checked="" type="checkbox"/>
DEDUCTIONS FOR DECLINE IN VALUE OF DEPRECIATION ASSETS			
Has the fund claimed a deduction for the decline in value of its depreciating assets to the extent that such depreciating assets were used to earn assessable income? If so, disclose at Label E.	<input type="checkbox"/>	<input type="checkbox"/>	<input checked="" type="checkbox"/>
Have the correct depreciation rates been used? (<i>Taxation Ruling TR 2017/2</i>)	<input type="checkbox"/>	<input type="checkbox"/>	<input checked="" type="checkbox"/>
DEATH AND DISABILITY PREMIUMS			
Does the fund have a 'whole of life' insurance policy for death and disability cover?	<input type="checkbox"/>	<input checked="" type="checkbox"/>	<input type="checkbox"/>
If so, has the fund claimed a deduction for 30% of the premium paid?	<input type="checkbox"/>	<input type="checkbox"/>	<input checked="" type="checkbox"/>
Does the fund have an endowment policy for death and disability cover?	<input type="checkbox"/>	<input checked="" type="checkbox"/>	<input type="checkbox"/>
If so, has the fund claimed a deduction for 10% of the premium paid?	<input type="checkbox"/>	<input type="checkbox"/>	<input checked="" type="checkbox"/>
Does the fund have other insurance policies that provide death or disability superannuation benefits?	<input type="checkbox"/>	<input checked="" type="checkbox"/>	<input type="checkbox"/>
If so, is any deduction claimed required to be supported by an actuary's certificate?	<input type="checkbox"/>	<input type="checkbox"/>	<input checked="" type="checkbox"/>
INVESTMENT EXPENSES			
Have all relevant investment expenses been claimed to the extent they relate to the derivation of assessable income during the year? Such expenses include investment advice fees, actuarial fees, accounting fees and certain legal costs. Such amounts should be disclosed at Label I.	<input checked="" type="checkbox"/>	<input type="checkbox"/>	<input type="checkbox"/>

MCA Chartered Accountants	Superannuation Fund Checklist	A7
Fund: Sherlock Superannuation Fund	Prepared by: BO	Reviewed by: CC
Year: 30 June 2018	Date: 20/02/2019	Date: 22/02/19

	Y	N	N/A
TAX LOSSES DEDUCTED			
Is the fund claiming a tax loss from an earlier year? Note the fund's tax losses brought forward must be first deducted against the amount of any net exempt income.	<input type="checkbox"/>	<input type="checkbox"/>	<input checked="" type="checkbox"/>
SECTION D: INCOME TAX CALCULATION STATEMENT			
Have all foreign income tax offsets claimable been included as a non-refundable tax offset?	<input type="checkbox"/>	<input type="checkbox"/>	<input checked="" type="checkbox"/>
Is the fund entitled to claim an early stage investor tax offset for the year or does the fund have an amount of unused tax offset carried forward?	<input type="checkbox"/>	<input type="checkbox"/>	<input checked="" type="checkbox"/>
Have all franking credits tax offsets claimable by the fund been included as a refundable tax offset?	<input checked="" type="checkbox"/>	<input type="checkbox"/>	<input type="checkbox"/>
Have all PAYG instalments paid during the year been included as a credit at Label K?	<input checked="" type="checkbox"/>	<input type="checkbox"/>	<input type="checkbox"/>
Did the fund pay the Supervisory Levy of \$259? Was there a Supervisory Levy adjustment upon the winding up of the fund or a Supervisory Levy adjustment because it is a new fund?	<input checked="" type="checkbox"/>	<input type="checkbox"/>	<input type="checkbox"/>
SECTION E: LOSSES			
Does the fund have tax losses or capital losses available to carry forward to later years? If so, it must complete a Losses Schedule if the amount of its unused revenue or unused capital losses is greater than \$100,000.	<input type="checkbox"/>	<input type="checkbox"/>	<input checked="" type="checkbox"/>
SECTION I: TAXATION OF FINANCIAL ARRANGEMENTS (TOFA)			
Have you considered the application of the Taxation of Financial Arrangements (TOFA) rules to the SMSF, and whether there has been a TOFA gain or loss? (Note the TOFA rules only apply to a SMSF with the value of the SMSF's assets of \$100 million or more if the SMSF has elected to have the TOFA rules apply to it).	<input type="checkbox"/>	<input type="checkbox"/>	<input checked="" type="checkbox"/>
SECTION J: OTHER INFORMATION			
Have the trustees of the SMSF made, revoking or varying a family trust election?	<input type="checkbox"/>	<input type="checkbox"/>	<input checked="" type="checkbox"/>
Have the trustees of the SMSF made or revoking an interposed entity election?	<input type="checkbox"/>	<input type="checkbox"/>	<input checked="" type="checkbox"/>
ADMINISTRATION AND SUBSTANTIATION			
Do you have all bank statements on hand?	<input checked="" type="checkbox"/>	<input type="checkbox"/>	<input type="checkbox"/>

MCA Chartered Accountants	Superannuation Fund Checklist	A8
Fund: Sherlock Superannuation Fund	Prepared by: BO	Reviewed by: CC
Year: 30 June 2018	Date: 20/02/2019	Date: 22/02/19

FINANCIAL STATEMENT CHECKLIST

Item	Done	Ref
ACCOUNTS		A
1. Ensure all figures used in accounts are referenced either to work done, or noted that figure is accepted and on what basis.	<input checked="" type="checkbox"/>	
2. Ensure the financial statements are reporting using market value.	<input checked="" type="checkbox"/>	
3. Ensure prior year figures agree to prior year final signed and audited accounts.	<input checked="" type="checkbox"/>	
4. Ensure accounts balance.	<input checked="" type="checkbox"/>	
5. Ensure all related party transactions have been disclosed.	<input checked="" type="checkbox"/>	
CASH AT BANK		B
1. Ensure all bank statements are available for review.	<input checked="" type="checkbox"/>	
2. Vouch ownership of the bank accounts from the bank statement to the Fund.	<input checked="" type="checkbox"/>	
3. Agree balance confirmed to reconciliation performed.	<input checked="" type="checkbox"/>	
4. Ensure that the bank account did not go into overdraft during the year (if into overdraft note the cause and time period).	<input checked="" type="checkbox"/>	
ACCOUNTS RECEIVABLE		C
1. Agree receivable to supporting documentation, for nature and taken up correctly.	<input checked="" type="checkbox"/>	
2. If the receivable amount is from a related party, ensure the amount taken up reflects normal commercial terms.	<input checked="" type="checkbox"/>	
3. Agree receivable to subsequent receipt.	<input checked="" type="checkbox"/>	
4. Vouch prior year receivable as received during the year, or else re-accrue or adjust against income/expense item.	<input checked="" type="checkbox"/>	
5. If amount not received, evaluate the recoverability of receivable.	<input checked="" type="checkbox"/>	
INVESTMENTS		D / E
1. Sight original certificates and confirm correct ownership. Ensure the investment is held in the name of the fund and is held separate from assets of the trustee, employers and related parties.	<input checked="" type="checkbox"/>	
2. Agree the value of the investment held at year end with quoted market prices.	<input checked="" type="checkbox"/>	
3. Ensure the investment is in accordance with the fund's investment strategy.	<input checked="" type="checkbox"/>	
4. Agree applications and redemptions of investments to investment statement and bank.	<input checked="" type="checkbox"/>	
5. Units in Unlisted Unit trusts		
(5A) Confirm Fund's holding in the unit trust. Ensure that the revenue belongs to the Fund.	<input checked="" type="checkbox"/>	
(5B) Reconcile funds holding of units to unit trust register and unit trust certificates.	<input checked="" type="checkbox"/>	
(5C) Review copies of unit trust financial statements and ensure the unit trust assets have been valued at Market Value.	<input checked="" type="checkbox"/>	
6. Loans to Associated Entities (in house loans)	N/A	
(6A) Sight original loan agreement.	<input type="checkbox"/>	

MCA Chartered Accountants	Superannuation Fund Checklist	A8
Fund: Sherlock Superannuation Fund	Prepared by: BO	Reviewed by: CC
Year: 30 June 2018	Date: 20/02/2019	Date: 22/02/19

Item	Done	Ref
(6B) Ensure that loan agreement is on normal commercial terms (i.e. includes loan term, interest rates, penalty rates if loan is in default, the parties to the loan etc).	<input type="checkbox"/>	
(6C) Agree the value of the investment held at year end with loan repayment schedule.	<input type="checkbox"/>	
(6D) Confirm that the investment is in the name of the trustee and that the documentation clearly identifies that the investment is an asset of the fund.	<input type="checkbox"/>	
(6E) Is the loan within the allowable 5% limit permitted for in-house assets? If no, a written plan in accordance with section 82 of the SIS Act is required.	<input type="checkbox"/>	
7. Real Estate Properties	N/A	
(7A) Complete property searches or view the original titles for all real estate investments owned by the fund.	<input type="checkbox"/>	
(7B) Ensure that each property is owned by the trustee and is correctly and appropriately recorded as an investment of the fund. This may involve viewing a declaration of trust or similar documentation.	<input type="checkbox"/>	
(7C) Check that there are no registered encumbrances, or if so, the related liabilities are correctly reflected in the financial statements and are permitted by the SIS Act and Regs.	<input type="checkbox"/>	
(7D) Assess the valuation of the property to determine if appropriate – property valuer, trustee valuation, online service provider, real estate agent.	<input type="checkbox"/>	
(7E) Consider the lease term and rental amount to determine if conditions are on commercial basis (market rental).	<input type="checkbox"/>	
AMOUNTS OWING TO OTHER PERSONS		G
Limited Recourse Borrowing Arrangements	N/A	
1. Confirm limited recourse nature of the borrowing directly with the lender e.g. sight full loan agreement.	<input type="checkbox"/>	
2. Is there a security (bare/custodian) trust deed in place?	<input type="checkbox"/>	
3. Is the asset under the LRBA purchased in the name of the trustee of the security trustee (NOT the trustee of the superannuation fund)?	<input type="checkbox"/>	
4. Has the property under the LRBA had improvements? If the improvements result in the asset becoming a different asset, the SIS Act will have been breached.	<input type="checkbox"/>	
SUNDRY CREDITORS		F
1. Ensure there was no borrowings or debts in contravention of the SIS Act or Regulations.	<input checked="" type="checkbox"/>	
2. Vouch payment of liability subsequent to year end.	<input checked="" type="checkbox"/>	
INCOME		M
1. Review statements to ensure no TFN tax withheld, and if so ensure treated correctly (i.e. to be treated as rebateable credit in the tax return).	<input checked="" type="checkbox"/>	
2. Ensure any foreign tax credits are treated correctly (lesser of actual foreign credit or 15% foreign income).	<input type="checkbox"/>	N/A
3. For any foreign income received, ensure amount is recorded in \$AUD and that if foreign currency transactions occur, that they are converted at the appropriate currency rates and accounted for correctly.	<input type="checkbox"/>	N/A

MCA Chartered Accountants	Superannuation Fund Checklist	A8
Fund: Sherlock Superannuation Fund	Prepared by: BO	Reviewed by: CC
Year: 30 June 2018	Date: 20/02/2019	Date: 22/02/19

Item	Done	Ref
Distributions Received		
4. Review investment statements from fund managers to ensure all distributions recognised.	<input checked="" type="checkbox"/>	
5. Ensure any discounted capital gains (as part of distribution) have been treated correctly for a fund (i.e. 1/3 discount no 50% discount).	<input checked="" type="checkbox"/>	
6. Ensure any deferred tax, tax free, tax exempt etc. components have been treated correctly.	<input checked="" type="checkbox"/>	
Partnership Distributions Received		
7. Review Partnership Agreement to ensure income is distributed accordingly.	<input type="checkbox"/>	
8. Review Partnership accounts to confirm distribution.	<input type="checkbox"/>	
9. Review Partnership in tax return.	<input type="checkbox"/>	
Dividends Received		
10. Review dividend statements or published rates or registry details and ensure franked amount, unfranked amount and franking credit components have been treated correctly.	<input checked="" type="checkbox"/>	
11. Ensure for any private companies – satisfied dividends are treated appropriately for NALI purposes.	<input type="checkbox"/>	N/A
Interest Received		
12. If SMSF derives interest income from loans – ensure interest in accordance with loan agreement and loan is not with a related party.	<input type="checkbox"/>	N/A
Rent Received		
13. Review rental agreement or statement from real estate agent to ensure all rental income recognised.	<input type="checkbox"/>	
14. Ensure all income is recognised per the bank statement or that income has been accrued as receivable.	<input type="checkbox"/>	
15. Vouch rental payments to lease agreements to ensure correct rental amount is being charged (ensure to include any annual rent increases).	<input type="checkbox"/>	
16. Does the Fund's turnover (i.e. rental from commercial properties) require the Fund to be GST registered?	<input type="checkbox"/>	
ACCOUNTING GAINS/LOSSES		
1. Review calculation of the movement in net market value to ensure performed correctly.	<input checked="" type="checkbox"/>	
2. Ensure change in MV calc only includes unit linked investments and not interest bearing investments.	<input checked="" type="checkbox"/>	
3. Ensure any tax deferred amounts from managed funds are adjusted against the cost base.	<input checked="" type="checkbox"/>	
4. Ensure that if investment held for less than 12 months, that any capital gain is not discounted.	<input checked="" type="checkbox"/>	
5. Ensure any losses are offset against any capital gains prior to any discounts being applied.	<input checked="" type="checkbox"/>	
6. (6A) Was the CGT Relief applied at 30/06/2017?	<input checked="" type="checkbox"/>	N/A

MCA Chartered Accountants	Superannuation Fund Checklist	A8
Fund: Sherlock Superannuation Fund	Prepared by: BO	Reviewed by: CC
Year: 30 June 2018	Date: 20/02/2019	Date: 22/02/19

Item	Done	Ref
(6B) If Yes, was the gain deferred?	<input type="checkbox"/>	N/A
(6C) If Yes, has the deferred gain been applied with the sale of the asset (parcel of shares)?	<input type="checkbox"/>	N/A
CONTRIBUTIONS		K
1. Obtain listing of Contributions received and dissect by Member, Member Deemed, Award and employer, noting the dates of receipt.	<input checked="" type="checkbox"/>	
2. Ensure that if there are in-specie contributions, that the amount is at market value and the asset is permitted to be transferred to the fund in accordance with SIS Section 66.	<input type="checkbox"/>	N/A
3. Are there any members over 65? If so have they worked at least 40 hours in a 30 day consecutive period (i.e. work test declaration).	<input checked="" type="checkbox"/>	
Concessional Contributions		
4. Confirm the contributions received with the sponsoring employer (i.e. confirmation letter).	<input checked="" type="checkbox"/>	
5. If the Fund is employing a contribution reserve – ensure the appropriate ATO form NAT 74851 is on file.	<input type="checkbox"/>	N/A
Employer Concessional Contributions		
6. Confirm contributions received with expected contributions from SuperStream messages.	<input type="checkbox"/>	N/A
7. Ensure contributions are in accordance with the superannuation guarantee rates.	<input checked="" type="checkbox"/>	
8. Are there any members over 75? Are the contributions employer mandated and in line with SGC?	<input type="checkbox"/>	N/A
Personal Concessional Contributions	N/A	
9. Are the members claiming a deduction for personal contributions? If so ensure there is a signed section 290-170 Notice of Intention to deduct form on file.	<input type="checkbox"/>	
10. Confirm the S290-170 notice signed and dated prior to lodgement of the personal return or the end of the financial year after the contribution was made.	<input type="checkbox"/>	
11. Ensure the fund has acknowledged the S290-170 notice.	<input type="checkbox"/>	
Non-Concessional Contributions	N/A	
12. Has the member elected to use the three year averaging provisions? If so, is the member less than 65 years of age?	<input type="checkbox"/>	
13. Is the member's TSB greater than \$1.6M? If Yes, the contribution cannot be accepted.	<input type="checkbox"/>	
(13A) Is the member's balance between \$1.4M-\$1.6M – as reduced bring forward amounts are available.	<input type="checkbox"/>	
14. Is the contribution a permissible downsizing contribution?	<input type="checkbox"/>	
15. Small Business CGT Contributions	N/A	
(15A) Ensure that if the Small Business CGT election has been used that the notice has been received by the fund.	<input type="checkbox"/>	
(15B) Was the payment made to the member within 2 years of the CGT event?		

MCA Chartered Accountants	Superannuation Fund Checklist	A8
Fund: Sherlock Superannuation Fund	Prepared by: BO	Reviewed by: CC
Year: 30 June 2018	Date: 20/02/2019	Date: 22/02/19

Item	Done	Ref
(15C) Was the payment contribution made within 30 days of the receipt by the member?	<input type="checkbox"/>	
ROLLOVERS/TRANSFERS IN	N/A	J
1. Have preserved and unreserved components remained the same from the rollover fund?	<input type="checkbox"/>	
EXCESS CONTRIBUTIONS TAX	N/A	J
1. Check contribution tax assessment notice issued by ATO to ensure that penalty tax is calculated correctly.	<input type="checkbox"/>	
Excess Concessional Contributions	N/A	
2. Ensure the amount elected per the release authority is the amount released by the fund and treated as non-taxable.	<input type="checkbox"/>	
Excess Non-Concessional Contributions	N/A	
3. Was the amount of funds released at least one of the following: <ul style="list-style-type: none"> The amount of excess non-concessional contributions tax stated in the release authority form. The amount the member nominated The total value of the member's superannuation balance in the fund (excluding any defined benefit interest). 	<input type="checkbox"/>	
PENSIONS PAID	N/A	L
1. If first year of pension, sight Trustee minute confirming member's request for pension, and Trustee acknowledgment and agreement to pay.	<input type="checkbox"/>	
2. Account Based Pension		
(2A) Ensure members have been advised of the minimum and maximum pension limits for the year.	<input checked="" type="checkbox"/>	
(2B) Ensure the pension has been paid at least annually and within minimum and maximum limits set.	<input checked="" type="checkbox"/>	
(2C) Is the member in receipt of a non-commutable (transition to retirement) pensions?	<input type="checkbox"/>	N/A
(2D) If yes, ensure the member did not withdraw more than 10% of their account balance. (If member is not receiving a non-commutable (transition to retirement) pension, their maximum pensions is their remaining account balance).	<input type="checkbox"/>	N/A
(2E) If pension commenced after 1 July 2007, calculate the tax free proportion. Ensure this proportion is applied to any pension payments (particularly less than 60 years of age).	<input checked="" type="checkbox"/>	
3. Account Based Pension taking a Lump Sum		
(3A) Did the member make a request in accordance with ITAR 995-1.03 for their pension to be treated as a lump sum prior to the first?	<input checked="" type="checkbox"/>	
(3B) Does the member have an Unrestricted Non Preserved Component? If yes, can be treated as a lump sum?	<input checked="" type="checkbox"/>	
(3C) Is the member under age 60?	<input type="checkbox"/>	N/A
(3D) If yes, has a PAYG lump sum payment summary been prepared?	<input checked="" type="checkbox"/>	

MCA Chartered Accountants	Superannuation Fund Checklist	A8
Fund: Sherlock Superannuation Fund	Prepared by: BO	Reviewed by: CC
Year: 30 June 2018	Date: 20/02/2019	Date: 22/02/19

Item	Done	Ref
4. Transfer Balance Account Reporting		
(4A) If pension commenced during the year, has the appropriate TBAR reporting been completed in the required timeframe?	<input type="checkbox"/>	N/A
(4B) If any commutation of an income stream – has the appropriate TBAR reporting been completed in the required timeframe?	<input type="checkbox"/>	N/A
(4C) If member was in receipt of a TRIS – has the member notified the Trustee when they have satisfied a condition of release?	<input type="checkbox"/>	N/A
(4D) Has the appropriate TBAR reporting been completed?	<input checked="" type="checkbox"/>	
Benefits Paid	N/A	
5. For any death or disability benefits, ensure that corresponding Group Life recovery is booked (where applicable).	<input type="checkbox"/>	
6. If death benefit paid — sight death certificate.	<input type="checkbox"/>	
EXPENSES		N
1. Ensure that if expenses are paid by employer or member on behalf of the Fund that the expenses are either reimbursed to the member/employer, or the amounts are treated as a concessional or non-concessional contribution.	<input checked="" type="checkbox"/>	
GST	N/A	
2. A) No GST claim for: <ul style="list-style-type: none"> a. Fees for general legal advice b. Fees for the preparation of a tax return or BAS c. Audit fees d. Residential property expenses, such as insurance, agent fees etc. 		
B) Reduced GST can be claimed for: <ul style="list-style-type: none"> a. Actuarial fees b. Administration fees c. Investment management fees and charges 	<input type="checkbox"/>	
Borrowing	N/A	
3. If there is a limited recourse borrowing arrangement in place, ensure that no expenses for the improvement of the asset. Repairs and maintenance expenses are permitted.	<input type="checkbox"/>	
Life Insurance	N/A	
4. If fund pays insurance for members, ensure policy is registered in the name of the trustee.	<input type="checkbox"/>	
5. Does the insurance policy have a TPD component? NOTE: TPD policy is for 'any occupation', premiums are 100% tax deductible. TPD policy is for 'own occupation', premiums are 67% tax deductible. TPD policy is for 'own occupation' and is also bundled with death cover, premiums are 80% tax deductible.	<input type="checkbox"/>	

MCA Chartered Accountants	Superannuation Fund Checklist		AS
Fund: Sherlock Superannuation Fund	Prepared by: BO	Reviewed by: CC	22/02/19
Year: 30 June 2018	Date: 20/02/2019	Date:	

Item	Done	Ref
Division 293 Tax	N/A	
6. If member has elected to have the superannuation fund pay the ATO directly, ensure the amount released by the fund is treated as non-taxable.	<input type="checkbox"/>	
TAXATION		A6
1. Have the small business CGT exemptions been utilised? If yes, ensure amount rolled into fund is not counted towards the non-concessional limit and amount does not exceed the CGT cap.	<input type="checkbox"/>	N/A
2. Ensure franking credits from dividends have been taken up correctly and that fund has held the share for the required period to qualify for the franking credit.	<input checked="" type="checkbox"/>	
3. Ensure foreign credits are taken up correctly, noting that the foreign tax credits allowed to be claimed is the lesser of the credit or 15% of the foreign income.	<input type="checkbox"/>	N/A
4. Ensure income from assets used to pay pension is not assessable and an actuarial certificate has been obtained to apportion the income where assets are not segregated. Ensure the non-assessable pension income proportion has been correctly applied to income, but no taxable contributions.	<input checked="" type="checkbox"/>	
5. If fund has exempt current pension income, ensure expenses are apportioned between deductible and non-deductible expenses.	<input checked="" type="checkbox"/>	
6. Ensure that tax has been calculated for ordinary income at 15%, unless the fund has received a notice advising it is non-complying for taxation purposes.	<input checked="" type="checkbox"/>	
7. Confirm that PAYG instalments and TFN credits paid by the fund during the period have been correctly identified and applied against the current tax liability.	<input checked="" type="checkbox"/>	
MEMBER BALANCES		J
1. Review member statements as follows:		
(1A) Ensure opening balance correct and accuracy of all calculations (do add check, review of interest calc and tax calc, ensure admin.expenses and insurance premiums are correctly apportioned between member accounts).	<input checked="" type="checkbox"/>	
(1B) Review employer and member contributions to individual member accounts.	<input checked="" type="checkbox"/>	
(1C) Ensure any Concessional, Non-Concessional and Gov Co-contributions correctly recorded.	<input checked="" type="checkbox"/>	

Carry Forward – Shareholding Confirmation

Share type:	WES		
Holder number:	10031067774		
Postcode:	4066		
Registry:			
Confirmed holding in name of S/Fund			

MCA Chartered Accountants	Superannuation Fund Checklist		A8
Fund: Sherlock Superannuation Fund	Prepared by: BO	Reviewed by: CC	22/02/19
Year: 30 June 2018	Date: 20/02/2019	Date:	

COMPLIANCE CHECKLIST

SIS Ref		N/A	Yes	No	Comments
Planning					
s 17A	Does the fund comply with SMSF rules: <ul style="list-style-type: none"> Single member – trustee is a company with 1 director who must also be the member 2-4 members – trustee is a company where all members are directors OR trustees are individuals where all members are trustees 	<input type="checkbox"/>	<input checked="" type="checkbox"/>	<input type="checkbox"/>	
s 19	Has the fund elected to be a 'regulated fund' with the Tax Office (check on the Tax Office website)?	<input type="checkbox"/>	<input checked="" type="checkbox"/>	<input type="checkbox"/>	A15
s 106	Did the Trustee become aware of an event that would have significant adverse event?	<input checked="" type="checkbox"/>	<input type="checkbox"/>	<input type="checkbox"/>	
s 103	Has the Trustee kept minutes and retained them for at least 10 years?	<input type="checkbox"/>	<input checked="" type="checkbox"/>	<input type="checkbox"/>	A16
s 35B, 35D	Has the fund kept appropriate accounting records for at least 5 years?	<input type="checkbox"/>	<input checked="" type="checkbox"/>	<input type="checkbox"/>	A4
s 126K	Have you ensured the individual Trustees or directors of the corporate trustee are not disqualified persons (check trustee representation letter)?	<input type="checkbox"/>	<input checked="" type="checkbox"/>	<input type="checkbox"/>	A9
s 62	Have you reviewed the Trust Deed to ensure the fund is maintained for the 'sole' purpose of providing benefits to fund members on retirement or dependents on death of members? Review the following: <ul style="list-style-type: none"> Trust deed Character and purpose of the fund's investments – do not provide financial assistance, is not running a business, are not made available for private use. Benefit payments to ensure no preserved benefits are paid before a condition of release is met 	<input type="checkbox"/>	<input checked="" type="checkbox"/>	<input type="checkbox"/>	A14
s 52B(2)(d)	Has money and assets of the fund been kept separate to money and assets of the Trustee personally (check assets are in the name of the fund)?	<input type="checkbox"/>	<input checked="" type="checkbox"/>	<input type="checkbox"/>	
s 52B(2)(e)	Has the Trustee entered into a contract which would prevent or hinder the Trustee from properly performing the Trustee's functions and powers?	<input checked="" type="checkbox"/>	<input type="checkbox"/>	<input type="checkbox"/>	

Fund: Sherlock Superannuation Fund	Prepared by: BO	Reviewed by: CC	
Year: 30 June 2018	Date: 20/02/2019	Date: 22/02/19	

SIS Ref		N/A	Yes	No	Comments
Investments					
Reg 4.09	Does the investment strategy consider: <ul style="list-style-type: none"> • Risks involved and the expected returns • Investment objectives • Liquidity of the investment • Cash flow requirements of the fund • Diversification • Ability of the Fund to discharge liabilities 	<input type="checkbox"/>	<input checked="" type="checkbox"/>	<input type="checkbox"/>	A13
Loans to Members					
s 65	Did the fund loan money to, or provide financial assistance to a member or relative of a member of the fund?	<input checked="" type="checkbox"/>	<input type="checkbox"/>	<input type="checkbox"/>	
	If so, is there a loan agreement in place and is the loan on normal commercial terms (interest charged, nominated period, default interest)?	<input checked="" type="checkbox"/>	<input type="checkbox"/>	<input type="checkbox"/>	
Arms length					
s 109	Were all transactions completed on a commercial basis?	<input type="checkbox"/>	<input checked="" type="checkbox"/>	<input type="checkbox"/>	
	Have you ensured any non-arms length purchases or sales of assets were completed at market value?	<input checked="" type="checkbox"/>	<input type="checkbox"/>	<input type="checkbox"/>	
	Have you ensured any non-arm's length lease arrangements have written contracts?	<input checked="" type="checkbox"/>	<input type="checkbox"/>	<input type="checkbox"/>	
	Have you ensure any non-arm's length lease arrangements have been entered into and maintained on commercial terms?	<input checked="" type="checkbox"/>	<input type="checkbox"/>	<input type="checkbox"/>	
	Have you ensured any non-arm's length loan arrangements have written contracts and a repayment schedule?	<input checked="" type="checkbox"/>	<input type="checkbox"/>	<input type="checkbox"/>	
	Have you ensured the terms, repayments and interest rates for any non-arm's length loan arrangements have been entered into and maintained on commercial terms?	<input checked="" type="checkbox"/>	<input type="checkbox"/>	<input type="checkbox"/>	
	Have you ensured the realisation of any investments, shares issued and units allocated for any transactions with non-arm's length entities were at market value?	<input checked="" type="checkbox"/>	<input type="checkbox"/>	<input type="checkbox"/>	
Borrowings					
s 67	Did the Fund carry any borrowings during the year?	<input checked="" type="checkbox"/>	<input type="checkbox"/>	<input type="checkbox"/>	
	Was the borrowing for the purpose of covering settlement of securities transactions as listed in s67(3)(a) (not exceeding 7 days and 10% of the value of the fund assets).	<input checked="" type="checkbox"/>	<input type="checkbox"/>	<input type="checkbox"/>	
s 67(2)	Was the borrowing for the purpose of benefit payments (not exceeding 90 days and 10% of the value of fund assets)?	<input checked="" type="checkbox"/>	<input type="checkbox"/>	<input type="checkbox"/>	
s 67(2A)	Was the borrowing for the purpose of paying surcharge or an advance instalment (not exceeding 90 days and 10% of the value of fund assets)?	<input checked="" type="checkbox"/>	<input type="checkbox"/>	<input type="checkbox"/>	

Fund: Sherlock Superannuation Fund

Prepared by: BO

Reviewed by: CC

Year: 30 June 2018

Date: 20/02/2019

Date: 22/02/19

SIS Ref		N/A	Yes	No	Comments
s 67(4A)	Was the borrowing for the purpose of acquiring an instalment warrant:	<input checked="" type="checkbox"/>	<input type="checkbox"/>	<input type="checkbox"/>	
	Does the Trust Deed all for the fund to borrow?	<input checked="" type="checkbox"/>	<input type="checkbox"/>	<input type="checkbox"/>	
	Has a bare trust (custodian, security or holding trust) been created for the asset?	<input checked="" type="checkbox"/>	<input type="checkbox"/>	<input type="checkbox"/>	
	Was a declaration of trust prepared when the asset was acquired?	<input checked="" type="checkbox"/>	<input type="checkbox"/>	<input type="checkbox"/>	
	Is there a loan agreement in place between the lender and the fund (can be a related party, must be on commercial terms).	<input checked="" type="checkbox"/>	<input type="checkbox"/>	<input type="checkbox"/>	
	Have trustee minutes been put to place acknowledging that the instalment warrant conditions have been complied with?	<input checked="" type="checkbox"/>	<input type="checkbox"/>	<input type="checkbox"/>	
	Is the asset acquired under the instalment warrant a permitted asset that the fund is able to acquire?	<input checked="" type="checkbox"/>	<input type="checkbox"/>	<input type="checkbox"/>	
	Acquisition of Assets From Members				
s 66	Did the fund acquire any assets from a related party of the fund – listed securities and business real property must be acquire at market value.	<input checked="" type="checkbox"/>	<input type="checkbox"/>	<input type="checkbox"/>	
	In-house assets (IHAs)				
	NOTE: Funds can purchase an in-house asset as long as it is acquired at market value and the acquisition of the asset would not exceed the allowable in-house asset level of the Fund (5% market value ratio).				
s 85	Have you ensured the Trustee has not entered into a scheme that would result in an artificial reduction of the market value ratio of the fund's in-house assets and the artificial reduction would avoid application of the in-house rules?	<input checked="" type="checkbox"/>	<input type="checkbox"/>	<input type="checkbox"/>	
	Have you ensured the fund did not re-invest earnings on in-house assets?	<input checked="" type="checkbox"/>	<input type="checkbox"/>	<input type="checkbox"/>	
	Have you ensured the fund did not make any additional investments into a related unit trust?	<input checked="" type="checkbox"/>	<input type="checkbox"/>	<input type="checkbox"/>	
	Liens security				
Reg 13.14	Have you ensured the Trustee has NOT used fund assets for the purpose of security (other than as described in R.13.15)?	<input checked="" type="checkbox"/>	<input type="checkbox"/>	<input type="checkbox"/>	
Reg 13.15	If the Trustee has provided a charge over the assets of the fund, is this in accordance with the limited circumstances described in R13.15?	<input checked="" type="checkbox"/>	<input type="checkbox"/>	<input type="checkbox"/>	
	Risk Management Statements				
Reg 13.15	Has the Trustee of the fund directly undertaken a derivatives transaction and in doing so, provided a charge over the assets of the fund as required by the approved exchange that is trading in derivatives on the Trustee's behalf?	<input checked="" type="checkbox"/>	<input type="checkbox"/>	<input type="checkbox"/>	
	If yes, has the fund prepared a Derivatives Risk Management Statement (DRS)?	<input checked="" type="checkbox"/>	<input type="checkbox"/>	<input type="checkbox"/>	

Fund: Sherlock Superannuation Fund

Prepared by: BO

Reviewed by: CC

Year: 30 June 2018

Date: 20/02/2019

Date: 22/02/19

SIS Ref	N/A	Yes	No	Comments
Reserves				
Reg 5.03	<input checked="" type="checkbox"/>	<input type="checkbox"/>	<input type="checkbox"/>	
Does the fund maintain reserves?	<input checked="" type="checkbox"/>	<input type="checkbox"/>	<input type="checkbox"/>	
If yes, has the trustee credited (or debited) the investment return to the reserve account, taken into consideration:				
a) The return on investments; and				
b) The extent to which costs of the fund exceed the costs charged to the member's account; and				
c) The level of the reserves				
Are the investment returns being allocated to members in a manner that is fair and reasonable?	<input checked="" type="checkbox"/>	<input type="checkbox"/>	<input type="checkbox"/>	
Payment of Benefits				
Reg 6.17	<input type="checkbox"/>	<input checked="" type="checkbox"/>	<input type="checkbox"/>	
Have preserved and restricted non preserved components only been paid in cash on retirement (no intention to become gainfully employed on a part time or full time basis) OR the member attained age 65?				
Contributions				
Reg 7.04	<input type="checkbox"/>	<input checked="" type="checkbox"/>	<input type="checkbox"/>	
Contributions were accepted by the fund in respect of members under age 65.	<input type="checkbox"/>	<input checked="" type="checkbox"/>	<input type="checkbox"/>	
Where member has reached 65 but not 75, contributions only been accepted where:				
• The contributions are mandated employer contributions; OR				
• The member is employed for at least 40 hours in a 30 days consecutive period during the year (work-test)				
Where member has reached age 75, the contributions are under an award and are mandatory contributions.	<input checked="" type="checkbox"/>	<input type="checkbox"/>	<input type="checkbox"/>	
Minimum Benefit to be Maintained				
Reg 5.08	<input type="checkbox"/>	<input checked="" type="checkbox"/>	<input type="checkbox"/>	
Have minimum benefits been maintained for Accumulation Fund members (the sum of member financed benefits plus member's mandated employer financed benefits. These include employer contributions, roll-overs and transferred benefits.				

	Member's name	Date of birth	Age as at 30 June 2018
1.	Michael Sherlock	11/12/1951	66
2.	Jennifer Sherlock	14/08/1953	64
3.			
4.			

Fund: Sherlock Superannuation Fund	Prepared by: BO	Reviewed by: CC
Year: 30 June 2018	Date: 20/02/2019	Date: 22/02/19

SIS Ref		N/A	Yes	No	Comments
Accounts					
s 35B	Have the accounts been prepared that include a statement of financial position and an operating statement?	<input type="checkbox"/>	<input checked="" type="checkbox"/>	<input type="checkbox"/>	A4
s 35C(1)	Has the Trustee provided the auditor any document requested by the auditor relevant to preparing the audit report within 14 days of such request?	<input type="checkbox"/>	<input checked="" type="checkbox"/>	<input type="checkbox"/>	
Lodgement of ATO/Tax Return					
s 35D	Has the Trustee lodged or caused to be lodged with the ATO within the prescribed period a return in the approved format including all such information required by the form?	<input type="checkbox"/>	<input checked="" type="checkbox"/>	<input type="checkbox"/>	
	Has the Fund's supervisory levy and tax liability been paid?	<input type="checkbox"/>	<input checked="" type="checkbox"/>	<input type="checkbox"/>	
	Have Trustees kept records in relation to income received, deductions claimed for administrative and operating expenses and sales/purchases of assets for Capital Gains Tax purposes?	<input type="checkbox"/>	<input checked="" type="checkbox"/>	<input type="checkbox"/>	
	Have Trustees kept records of the tax file numbers of members?	<input type="checkbox"/>	<input checked="" type="checkbox"/>	<input type="checkbox"/>	
If a Breach Has or May Occur					
s 129	If a breach as occurred, the Trustee must be notified of the breach in writing. It should set out the problem, what the Trustee is required to do and the time frame in which a reply from the Trustee is required.	<input checked="" type="checkbox"/>	<input type="checkbox"/>	<input type="checkbox"/>	

Sherlock Superannuation Fund
Trustee Representation Letter
For The Year Ended 30 June 2018

The Audit Partner
Anthony W Boys

Dear Sir,

In connection with your examination of the financial reports of the Sherlock Superannuation Fund as at 30 June 2018, and for the year then ended, the following representations are made which are true to the best of our knowledge and belief.

(1) Fund Books/Records/Minutes

All financial books, records and related data have been made available to you, including minutes of trustees' meetings and trust deed.

(2) Asset Form

The assets of the fund are being held in a form suitable for the benefit of the members of the fund.

(3) Ownership and Pledging of Assets

- a) The fund has satisfactory title to all assets appearing in the statement of Financial Position.
- b) No assets of the fund have been pledged to secure liabilities of the fund or of others.

(4) Investments

- a) Investments are carried in the books at market value at 30 June 2018.
- b) There are no commitments, fixed or contingent, for the purchase or sale of long-term investments.

(5) Trust Deed

The fund is being conducted in accordance with its trust deed.

(6) Superannuation Legislation

The fund is being conducted in accordance with the Superannuation Industry (Supervision) Act, the Superannuation Industry (Supervision) Regulations, and relevant prescribed requirements.

- a) The trustees have been nominated and may only be removed in such manner and circumstances as are allowed in the trust deed.
- b) Any vacancy among the trustees is filled in accordance with the trust deed.
- c) The trustees have complied with all the trustee standards set out in the Regulations and the covenant prescribed by SIS section 52.

(7) Investment Standards

The trustees have complied with all the Investment Standards set out in the Superannuation Industry (Supervision) Regulations.

(8) Subsequent Events

No events or transactions have occurred since 30 June 2018 or are pending, which have a material effect upon the fund's state of affairs at that date, or which are of significance in relation to the fund's affairs as to require mention in notes to the financial statements in order to ensure they are not misleading as to the state of affairs or results of operations.

Yours Faithfully


Nameless Pty Ltd
Trustee

.....
Michael Sherlock - Director

.....
Date

.....
Jennifer Sherlock - Director

.....
Date

MCA Chartered Accountants			
QUERY LIST (Superannuation)		WP Ref	A11
		Preparer BO	Date 26/12/2018
		Reviewer _____	Date _____
CLIENT	Sherlock Superannuation Fund		
YEAR	2017-2018		
NO	QUERY	ANSWER/ACTION	OK
1	Require bank statements from 01/07/17 to 30/06/18 for 9821 Account	<p>Received. Saved in Source Documents under "Bank Statements 9821"</p> <p>Statements Received, BO 31/01/2019</p>	OK
2	<p><u>Market Values of Unlisted Unit Trusts</u></p> <p>Please provide market value details of all the securities held at 30/06/2018 under Unlisted Unit Trusts.</p>	<p>Email with Market Values saved in source documents- please attach into WPs</p> <p>Complied, BO 31/01/2019</p> <p>CC Requested FS & ITR for Kangaroo Point- Record Market value as cost for Now-CC</p> <p>Complied, will update MV once the same is available - BO 31/01/2019</p> <p>FS & ITR Saved in Source Documents (I have done market value calculation on the BS on Financials) MV = \$1 per unit. Please attach with Unit Holder Certificate</p> <p>Complied, BO 20/02/2019</p>	OK
3	<p><u>76000 – Other Assets:</u></p> <p>St Magnus Vineyard Project – 1 Unit (MV - Nil)</p> <p>Please provide details of distribution income received (if any), from above investments and also provide holding and market value details at 30/06/2018.</p>	<p>Correspondence saved in source documents regarding windup and final distribution "St Magnus Wind up Confirmation + Final Distn"</p> <p>Fund wound up, hence final distribution \$2,468.40 treated as sale proceeds. However after processing above sale, we noticed that under Investment Movement Report \$7,998.18 is still reflected under cost base - BO 31/01/2019</p> <p>This is not showing on investment summary report- ACCEPT CC 19/02/19</p> <p>Accepted, BO 20/02/2019</p>	OK
4	<p><u>87500 - Tax Loss C/F- St Magnus Vineyard - \$6167 Dr</u></p> <p>Please note above tax loss balance of \$6,167.53 is been c/f from previous years 2012, 2013 & 2016 and in CY no movements were recorded under the same.</p>	<p>See above now wound up. Please write off tax loss</p> <p>Complied, written off the same against a/c 24700 - BO 31/01/2019</p>	OK

5	<p><u>Contributions:</u> - Jennifer (Personal Concessional) - \$25,000.00 - Michael (Personal Concessional) - \$25,000.00</p> <p>Currently we have recorded total contributions of \$50k received in CY as member's personal contributions. Please advise if the same needs to be adjusted?</p>	<p>Will confirm when group completed that they are to be treated as member contribution OR TONY.</p> <p>Leave currently as member contribution- will confirm before finalising-CC</p> <p>Confirmed per mail received, BO 31/01/2019</p> <p>Claim both \$25K each as Employer Contribution from Michael Sherlock Pty</p> <p>Complied, BO 20/02/2019</p>	OK
6	<p><u>Pension Payments – Total - \$267,900.00 Dr</u></p> <p>In CY various amounts were debited towards pension withdrawals which we have processed to both the members a/c's. (Excess over minimum – had split between both the members based on LY percentage).</p> <p>Please refer GL saved and advice if any adjustments required in pension allocation between both the members.</p>	<p>Leave Pension as is- CC to update and prepare some as lump Sum Payments – CC to do after BO has updated all Sentinel</p> <p>Ok, to be processed at MCA end BO 31/01/2019</p> <p>Done and processed by CC- Note Lump Sum documents saved in WP folder please attach at "L"</p> <p>Complied, BO 20/02/2019</p>	
7	<p><u>Bank Data Clearing Account:</u></p> <p>In the absence of adequate details we have coded various amounts to bank data clearing. (Note - Few transactions were recorded with no description at all). Please refer to GL saved under doc manager and advise to code the same to correct accounts.</p>	<p>See my notes on excel- All queries should be able to be answered between clients summary and documents in source documents</p> <p>Complied, BO 31/01/2019</p> <p>Please also address to additional query 12 below - BO 31/01/2019</p> <p>Addressed Ok, BO 20/02/2019</p>	OK
8	<p><u>23800 - Distributions Received</u></p> <p>As various transactions are still coded to clearing a/c and in the absence of various source docs we are not sure if all such transactions are re distribution income.</p> <p>Hence, please note we will be able to reconcile distribution incomes after all missing info is received.</p>	<p>OK- please now reconcile this for my review</p> <p>Complied, BO 31/01/2019</p> <p>Please also address to additional query 11 below - BO 31/01/2019</p> <p>Addressed Ok, BO 20/02/2019</p>	
9	<p><u>Unlisted Unit Trusts – Purchase / Sell</u></p> <p>Please provide CY transaction summaries for all the securities to process sell / purchase made during the year.</p> <p>Currently units held for below Investments does not match with Annual tax statements provided:</p> <ul style="list-style-type: none"> - Sentinel Orange Homemaker Trust - Sentinel Jimboomba Retail Trust - Sentinel Countrywide Retail Trust (985,960 per TS, and 745,960 per PY) - Sentinel Industrial Trust (1,262,141 per TS and 550,00 per PY) - Sentinel Robina (200,000 per TS and 50,000 per PY) - Sentinel Regional Office Trust (2,100,000 per TS and 1,500,000 per PY) 	<p>Orange- the Tax Statement you have attached is for family trust. Please remove and attach the Tax Statement for SMSF from source documents. This will reconcile the units Jimboomba – 4,000 units sold for \$0. Please dispose (Accept as Market value from prior year is nil)</p> <p>Country Wide- Transaction and Unit Holding statements saved in source document for additional 240,000 units</p> <p>Sentinel Industrial Trust – The tax statement you have attached is for family trust. Please remove and attach the TS for SMSF from source documents- Transaction and unit holding statements saved in source documents</p>	OK

	<p>Sentinel Health Trust (20,000 per TS and 400,000 per TS)</p>	<p>Sentinel Regional Office Trust: purchase documents for (350,000 + 250,000) Sentinel Health Trust: Sale Documents Saved in Source Documents. Refer to my notes on bank clearing for which payments relate to each purchase</p> <p>Complied, BO 31/01/2019</p>	
10	<p>Unlisted Unit Trusts – Missing 2018 Tax Statements</p> <p>Under CY source documents saved, we have not found 2018 Tax Statements for below listed securities:</p> <ul style="list-style-type: none"> - Sentinel Richlands Industrial Trust - Sentinel Menai Trust - Sentinel Sarina - Sentinel Puga- (you have this, its sentinel income trust) 	<p>No Tax Statement per Sentinel No Tax Statement per Sentinel No Tax Statement per Sentinel Attach email from Sentinel confirming the market values and Unit Holdings</p> <p>Complied, BO 31/01/2019</p>	OK
11	<p>23800 - Distributions Received</p> <p>We have reconciled all distribution income along with tax components, but for below securities there comes variance in dist. per Annual Tax St Vs total dist. recorded in BGL</p> <ul style="list-style-type: none"> (1) Sentinel Ipswich Homemaker Trust - CQ (2) Sentinel Tuggerah Industrial Trust - CQ (3) Sentinel Paget Industrial Trust- CQ (4) Sentinel Health Trust <p>Note – Also in Annual Tax St. there was no distribution receivable outstanding</p>	<p>I have now fixed for BO (note there was 3 tax statements saved in source documents for Sentinel Ipswich (it got split into 1, 2 and 3 per Sentinel Email- I have done transactions and recorded Tax distributions- Please attach ALL tax statements from Source documents (1, 2 3 Ipswich) and client email sentinel FINAL)</p> <p>Complied, BO 20/02/2019</p>	OK
12	<p>88000 - Sundry Creditors - \$231,600 Cr</p> <p>We have cleared bank data clearing per replies provided but for few purchase transactions of Sentinel Industrial Trust we have not found corresponding credit movements hence we have currently recorded such purchases through Sundry Creditors:</p> <ul style="list-style-type: none"> 18/09/2017 – 100,000 Units Purchased for \$118,600 but amount debited in bank \$118,000.00 24/11/2017 – 110,455 Units Purchased for \$131,000 but amount debited in bank Nil 23/04/2018 – 84,317 Units Purchased for \$100,000 but amount debited in bank Nil 	<p>I have corrected client used some distributions to purchase new units. Per Setinel email saved “FINAL”- please attach this as WP for costs) \$800 remains which we will tell client to repay.</p> <p>Prepare a WP for \$800 Sundry Creditor</p> <p>Complied, BO 20/02/2019. Just to let you know it should be \$600 (not \$800).</p>	OK
13	<p>Income Tax Reconciliation</p> <p>We have prepared Tax Rec. but please refer to below points regarding 2018 Tax Rec.</p> <ul style="list-style-type: none"> (1) Tax Payable per 2017 Accounts \$5,139.33 but same as per 2017 Tax Rec was \$5,176.38 (diff. \$37.05). (2) In Statement of Taxable Income \$803,999.39 was reflected under SMSF Annual Return Rounding. 	<p>This has been corrected this was due to BO processing Nil disposals of Sentinel Investments to the 24700 account.</p> <p>Thanks, BO 20/02/2019</p>	OK

MINUTES OF THE MEETING OF THE TRUSTEES THE SHERLOCK SUPERANNUATION FUND

Venue: 21 Fewings Street, TOOWONG QLD 4066

Date: 01/07/2017

Trustees: Nameless Pty Ltd

**Present: Michael Sherlock
Jennifer Sherlock**

Chair: Michael Sherlock

The trustees have resolved that the following Investment Strategy be adopted, regularly reviewed, and implemented for the Sherlock Superannuation Fund.

Investment Strategy

As per Regulation 4.09 of the Superannuation Industry Supervision (SIS) Regulations, this investment strategy has been formulated by the trustees with specific regard to:

- the risk and likely return from its investments having regard to the objectives of the fund and its cash flow requirements;
- the composition of the fund's investments as a whole, including the extent to which they are diverse or involve exposure of the fund to risks from inadequate diversification;
- the liquidity of the fund's investments, having regard to its expected cash flow requirements;
- the ability of the fund to discharge its existing and prospective liabilities;
- whether the trustees of the fund should hold a contract of insurance that provides insurance cover for one or more members of the fund.

Investment Objectives:

The investment objectives of the Fund are as follows:

- To target a total annual real return of 3% per annum above the Australian inflation rate. For example, if the Australian inflation rate for the financial year is 3%, the return objective for the year would be 6%.
- To preserve the capital of the fund as much as possible through the investment cycle, whilst paying out income streams to members in the pension phase of the fund.

Cash Flow Requirements:

As the members of the fund are all in the Pension phase, the cash flow requirements of the fund will include pension payments and the expenses of the fund. This is estimated in total to be approximately 5% of the value of the fund at the start of the financial year.

Composition of Investments:

Asset Allocation:

The trustees will invest in a diversified portfolio of assets from across three broad types of investments, according to the trustee's assessment of risk and likely returns from each asset at any point in time, and taking into account the objectives and cash flow requirements of the fund:

- **Defensive assets:** these are highly secure with a very low risk of capital loss such as Cash and Term Deposits.
- **Moderately Defensive assets:** these are defensive assets with fixed income characteristics, however with added price and/or default risks of varying degrees. This includes Government bonds, investment grade corporate bonds & subordinated debt, mortgage trusts etc.
- **Risk assets:** these offer the highest potential returns but also the highest volatility and risk of permanent capital loss. This includes Australian and international equities, property trusts, direct property, commodities, currencies, collectibles, and derivatives.

Diversification between asset classes and within each asset class will reduce concentration and underperformance risk.

The trustees will use an active strategic approach to allocating to the different types of assets to take advantage of positive market conditions where they exist, but also to attempt to actively manage risk in negative market conditions (particularly in Risk assets).

However this is managed within the framework of the following asset allocation limits, and long-term benchmarks:

	Benchmark	Min	Max
Defensive Assets	30%	10%	100%
Moderately Defensive Assets	45%	0 %	60%
Risk Assets	25%	0 %	30%

Further to this, the trustees will limit investment in the various Risk assets to the following maximum limits:

	Maximum fund investment
Equities	90%
Property	30%
Collectibles	10%
Commodities	5%
Currencies	5%

Exposure to any asset class includes both Australian and International based assets, and can be either via direct investments (either listed on an exchange or not), managed investments, or via derivative contracts (either exchange traded or over-the-counter). Derivative exposures are calculated as:

- *“Buy to open” options & warrants*: Market value of the position.
- *“Sell to open” options*: The profit or loss of the open position plus any cash margin covering the position.
- *All futures & CFD contracts to open*: The profit or loss of the open position plus any cash margin covering the position.

Investment Selection:

The trustees will draw on a range of research sources to generate individual investment ideas.

The trustees will invest in a portfolio of medium to long-term core positions that it considers to be of high asset quality, and are priced at or below what it considers ‘fair value’. Given all the members are in the pension phase, the income yield potential of each investment will be a key consideration.

This is combined with some shorter-term trading opportunities (predominantly in Risk assets) based on shorter-term indicators of price appreciation potential.

Liquidity to meet cash flow requirements

As the members are all in the Pension phase, the cash flow requirements of the fund (as stated above) are approximately 5% per annum of the fund assets.

The trustees will maintain a sufficient cash balance in the fund’s bank account to meet its outgoing cash flow requirements when they fall due.

Further to this, the trustees will also ensure that the liquidity of the vast majority of underlying individual investments is sufficient such that any unexpected cash flow requirements can easily be met by selling assets.

Ability of the fund to discharge its existing and prospective liabilities

As the members of the fund are in the Pension phase, the existing and prospective liabilities of the fund will include:

- pension liabilities paid on a regular basis; and
- expenses that are paid on a semi regular basis; and
- death benefits from the unexpected death of a member where a death benefit nomination requires benefit payments to beneficiaries.

The composition and liquidity of all investments will ensure that all existing and prospective liabilities of the fund can easily be met.

Insurance for members

The trustees have considered if the fund should hold a contract of insurance that provides insurance cover for one or more members of the fund.

Based on a needs analysis by the trustees, and taking into account the members age and any other insurance the members may already hold, the trustees have concluded that it should hold the following insurance cover for the members:

Member	Insurance Type	Amount
Michael	Death	Nil
	Total & Permanent Disablement	Nil
	Income Protection	Nil
Jennifer	Death	Nil
	Total & Permanent Disablement	Nil
	Income Protection	Nil

Signed :

Nameless Pty Ltd

Trustee

.....
Michael Sherlock

Director

.....
Jennifer Sherlock

Director

Date :/...../.....

**Deed of Variation of Superannuation Trust Deed for the
The Sherlock Superannuation Fund**

18 July 2017

Trustee company:

Nameless Pty Ltd, ACN 062 318 736

Members:

Michael Andrew Sherlock and Jennifer Sherlock

ANTHONY MICALIZZI
Unit 2 273 Abbotsford Rd
Bowen Hills QLD 4006
Tel: 07 3252 9477
Fax: 07 3252 9677
tony@mcaqld.com.au
www.mcaqld.com.au

Maddocks Lawyers
Tel: 1300 307 343
(c/- Cleardocs)
info@maddocks.com.au
www.maddocks.com.au

Table of contents

Background	1
Variation of fund's current deed	1
The parties consent to the variation	1
Compliance with current deed	1
Compliance with superannuation law	2
Continued operation	2
Definitions and interpretation.....	2
Execution	3

Deed of Variation of Superannuation Trust Deed for the The Sherlock Superannuation Fund.

Between

Nameless Pty Ltd, ACN 062 318 736 of 21 Fewings Street, Toowong QLD 4066 (Trustee)

and

Michael Andrew Sherlock of 21 Fewings Street, Toowong QLD 4066 (Member) and **Jennifer Sherlock** of 21 Fewings Street, Toowong QLD 4066 (Member)

Background

- 1 This deed supplements the fund's current deed.
- 2 The trustee is the trustee of the fund, the members are the members of the fund and prior to the date of this deed, the fund was governed by the fund's current deed.
- 3 The variation clause in Part N of the fund's current deed entitled 'Variation' provides that the trustee may by deed vary the provisions of the fund's current deed subject to the limitations contained in the fund's current deed and superannuation law.
- 4 The parties wish to vary the fund's current deed by deleting all of its provisions and replacing them with the provisions contained in Schedule A to this deed.

This Deed witnesses

Variation of fund's current deed

- 1 The fund's current deed is varied by this deed, with effect from the effective date, by deleting all the provisions of the fund's current deed, including any schedules or appendices, and replacing them with the provisions contained in Schedule A to this deed.
- 2 If any clause of the fund's current deed cannot be amended or replaced then clause 1 does not operate in relation to that clause, and that clause is preserved to the extent required by the current deed (Preserved Clause). Any Preserved Clause must be read together with the provisions contained in Schedule A to this deed and in the event of any inconsistency between the clauses the Preserved Clause prevails to the extent of the inconsistency.

The parties consent to the variation

- 3 The parties consent to the variation of the fund's current deed by this deed and each of them (with the exception of the members) has passed a resolution to this effect.

Compliance with current deed

- 4 The parties are satisfied that the requirements of the fund's current deed have been complied with in this deed.
- 5 The parties do not consider that this deed has either of the following effects:
 - reducing or adversely affecting the rights of a member to accrued entitlements that arose before the effective date;
 - reducing the amount of any other entitlement that is or may become payable in relation to a time before the effective date.

- 6 Furthermore, the parties do not consider that this deed will allow any further amendments to the terms governing the fund that will have the effect of:
- unless the trustee is a corporation, altering the purpose of the fund so that it is no longer solely or primarily the provision of old age pensions under superannuation law.
 - unless the sole or primary purpose of the fund is to provide old age pensions to members, allowing any person except a corporation to be appointed trustee of the fund.

Compliance with superannuation law

- 7 The parties are satisfied that the requirements of the superannuation law have been complied with. They will, if required to do so by superannuation law, notify the fund's members of the variation to the fund's current deed effected by this deed.

Continued operation

- 8 The original deed remains effective and unaltered, except as varied by this deed. The trustee declares that as from the effective date, it will stand possessed of the assets of the fund and the income of the fund upon the trusts and with and subject to the powers and provisions contained in the fund's current deed as varied by this deed.
- 9 This deed does not vary or otherwise affect the terms of any nomination, notice or agreement relating to a member's death benefits, nor the terms of any member's pension or pension payment agreement.

Definitions and interpretation

- 10 Unless the context otherwise requires the words defined in the fund's current deed have the same meaning whenever they appear in this deed.
- 11 In this deed, unless expressed or implied to the contrary:
- Deed** means this deed of variation.
- Effective date** means the date of execution of this deed.
- Fund** means the trust fund known as The Sherlock Superannuation Fund.
- Fund's current deed** means the document entitled 'The Sherlock Superannuation Fund' made on 09/06/2015 between Michael Andrew Sherlock, Jennifer Sherlock and Nameless Pty Ltd which currently governs the fund, and where the fund has previously been amended: in succession to the deed which established the fund, and all subsequent variations, with the exception of clauses expressly or impliedly preserved, which continue to form part of the fund's governing rules.
- Governing rules** has the same meaning given to it in the Superannuation Industry (Supervision) Act 1993.
- Superannuation law** means any law of the Commonwealth of Australia which deals with any aspect of superannuation or taxation in relation to superannuation, or any lawful requirement in relation to the fund of the Commissioner of Taxation, the Australian Taxation Office, APRA, ASIC or any other body that has responsibility in connection with the regulation of superannuation. It includes any change to any superannuation law after the date of this deed. It also includes any proposed law or lawful requirement that the trustee believes may have retrospective effect.

Execution

Executed as a deed.


Executed by
Nameless Pty Ltd ACN 062318736, in its
capacity as trustee, in accordance with
section 127(1) of the *Corporations Act* 2001
(Cwth):

XMS



Michael Andrew Sherlock, director


XJS



Jennifer Sherlock, director


Signed sealed and delivered by Michael
Andrew Sherlock, in the capacity as member, in
the presence of:

XMI



Signature of witness

XMS



Signature of member

DAVID CARPENTER

Name of witness (please print)

Signed sealed and delivered by Jennifer
Sherlock, in the capacity as member, in the
presence of:

XWZ Robert J Ellis
Signature of witness

XJS J Sherlock
Signature of member

Robert Ellis
Name of witness (please print)

The Sherlock Superannuation Fund

Minutes of Meeting of the Directors of Nameless Pty Ltd as trustee of the The Sherlock Superannuation Fund

Venue	Unit 2, 273 Abbotsford Road, Bowen Hills Qld 4006
Date	18 July 2017
Present	Michael Andrew Sherlock Jennifer Sherlock who are present either in person or by telephone
Chair	The first named person above

Amendment of the fund's trust deed

- 1 **Noted** by the persons present that a deed entitled 'Deed of Variation of Superannuation Trust Deed for the The Sherlock Superannuation Fund' had been proposed and that it was the desire of the persons present for that deed, which is to vary the The Sherlock Superannuation Fund's current trust deed, to be given effect.
- 2 **Resolved unanimously** by the persons present that the The Sherlock Superannuation Fund's trust deed be amended by the Trustee executing the document entitled "Deed of Variation of Superannuation Trust Deed" by the trustee's directors signing the document in accordance with section 127(1) of the Corporations Act 2001.

Notice to members

- 3 **Resolved unanimously** by the persons present that the members of the fund be given notice of the amendment described above by sending them a 'Notice to Members' in the form of a copy of the deed of variation and a copy of the new terms of the fund's deed and by drawing their attention to the Product Disclosure Statement in Schedule 6 of those new terms.
- 4 There being no further matters to discuss, the meeting was closed.

Date:

24/7/17

Signed: X

Michael Andrew Sherlock
Chair



SHERLOCK SUPERANNUATION FUND

ABN:	80 741 008 332 View record on ABN Lookup
ABN Status:	Active from 13 Apr 2000
Fund type:	ATO Regulated Self-Managed Superannuation Fund
Contact details:	21 FEWINGS ST TOOWONG QLD 4066 AUSTRALIA
Status:	Complying

Previous fund name	From	To
MICHEAL SHERLOCK SUPERFUND	13 Apr 2000	22 Nov 2003

ABN last updated: 29 Jan 2014

Record extracted: 20 Dec 2018

What does 'Complying' mean?

A 'Complying' SMSF:

- is a regulated fund
- is a resident of Australia, and
- has been issued with a [Notice of compliance](#)

APRA Funds

See the [guidance](#) issued by APRA for further assistance in managing transfers and rollovers to SMSFs. Use the [ATO Business Portal](#) to verify a person is a member of the SMSF before completing a transfer or rollover.

Superannuation guarantee payments

Contributions made to complying funds can qualify as Superannuation Guarantee (SG) payments. This record extract can be used to confirm this fund has been issued with a *Notice of Compliance* and is currently entitled to receive employer SG payments.

Tax rates

Complying funds that meet [Superannuation Industry \(Supervision\) Act 1993](#) (SISA) standards qualify for [concessional tax rates](#).

Also refer to [frequently asked questions](#).

Disclaimer

This extract is based on information supplied by superannuation entities to the Commissioner of Taxation.

Important Neither the Australian Government nor the ATO endorse or guarantee the performance of super funds.

Sherlock Superannuation Fund

Minutes of a meeting of the Director(s)

held on / / 2019 at PO Box 2469, Toowong, Queensland 4066

PRESENT:	Michael Andrew Sherlock and Jennifer Sherlock
MINUTES:	The Chair reported that the minutes of the previous meeting had been signed as a true record.
FINANCIAL STATEMENTS OF SUPERANNUATION FUND:	<p>It was resolved that the financial statements would be prepared as special purpose financial statements as, in the opinion of the trustee(s), the superannuation fund is a non-reporting entity and therefore is not required to comply with all Australian Accounting Standards.</p> <p>The Chair tabled the financial statements and notes to the financial statements of the superannuation fund in respect of the year ended 30 June 2018 and it was resolved that such statements be and are hereby adopted as tabled.</p>
TRUSTEE'S DECLARATION:	It was resolved that the trustee's declaration of the superannuation fund be signed.
ANNUAL RETURN:	Being satisfied that the fund had complied with the requirements of the Superannuation Industry (Supervision) Act 1993 (SISA) and Regulations during the year ended 30 June 2018, it was resolved that the annual return be approved, signed and lodged with the Australian Taxation Office.
TRUST DEED:	The Chair tabled advice received from the fund's legal adviser confirming that the fund's trust deed is consistent with all relevant superannuation and trust law.
INVESTMENT STRATEGY:	The allocation of the fund's assets and the fund's investment performance over this financial year were reviewed and found to be within the acceptable ranges outlined in the investment strategy. After considering the risk, rate of return and liquidity of the investments and the ability of the fund to discharge its existing liabilities, it was resolved that the investment strategy continues to reflect the purposes and circumstances of the fund and its members. Accordingly, no changes in the investment strategy were required.
ALLOCATION OF INCOME:	It was resolved that the income of the fund would be allocated to the members based on their average daily balance (an alternative allocation basis may be percentage of opening balance).
INVESTMENT ACQUISITIONS:	It was resolved to ratify the investment acquisitions throughout the financial year ended 30 June 2018.
INVESTMENT DISPOSALS:	It was resolved to ratify the investment disposals throughout the financial year ended 30 June 2018.
AUDITORS:	<p>It was resolved that</p> <p>Anthony Boys</p> <p>of</p> <p>PO Box 3376, Rundle Mall, South Australia 5000</p> <p>act as auditors of the Fund for the next financial year.</p>
TAX AGENTS:	<p>It was resolved that</p> <p>Mca (Qld) Accountants Pty Ltd</p> <p>act as tax agents of the Fund for the next financial year.</p>

Sherlock Superannuation Fund

Minutes of a meeting of the Director(s)

held on / / 2019 at PO Box 2469, Toowong, Queensland 4066

TRUSTEE STATUS: Each of the trustee(s) confirmed that they are qualified to act as trustee(s) of the fund and that they are not disqualified persons as defined by s 120 of the SISA.

CONTRIBUTIONS RECEIVED: It was resolved that the contributions during the year be allocated to members on the basis of the schedule provided by the principal Fund employer.

PAYMENT OF BENEFITS: The trustee has ensured that any payment of benefits made from the Fund, meets the requirements of the Fund's deed and does not breach the superannuation laws in relation to:

1. making payments to members; and,
2. breaching the Fund or the member investment strategy.

The trustee has reviewed the payment of the benefit and received advice that the transfer is in accordance with the Deed and the superannuation laws. As such the trustee has resolved to allow the payment of the benefits on behalf of the member.

CLOSURE: All resolutions for this meeting were made in accordance with the SISA and Regulations.

There being no further business the meeting then closed.

Signed as a true record –

.....
Michael Andrew Sherlock

Chairperson

AUDITOR ENGAGEMENT LETTER

To: The Trustees of the Sherlock Superannuation Fund

Scope

You have requested that we audit the financial report of the Sherlock Superannuation Fund, which comprises the balance sheet as at 30 June 2018, the income statement for the year then ended, a summary of significant accounting policies, other explanatory notes and the trustees' declaration. We are pleased to confirm our acceptance and our understanding of this engagement by means of this letter. Our audit will be conducted with the objective of expressing an opinion on the financial report and compliance with the *Superannuation Industry Supervisory Act 1993*.

We will conduct our audit in accordance with Australian Auditing Standards. Those Auditing Standards require that we comply with relevant ethical requirements relating to audit engagements and plan and perform the audit to obtain reasonable assurance whether the financial report is free from material misstatement. An audit involves performing audit procedures to obtain audit evidence about the amounts and disclosures in the financial report. The procedures selected depend on the auditor's judgement, including the assessment of the risks of material misstatement of the financial report, whether due to fraud or error. An audit also includes evaluating the appropriateness of the financial reporting framework, accounting policies used and the reasonableness of accounting estimates made by the Trustees, as well as evaluating the overall presentation of the financial report.

Because of the test nature and other inherent limitations of an audit, together with the inherent limitations of any accounting and internal control system, there is an unavoidable risk that even some material misstatements may remain undiscovered. In making our risk assessments, we consider internal control relevant to the entity's preparation of the financial report in order to design audit procedures that are appropriate in the circumstances, but not for the purpose of expressing an opinion on the effectiveness of the entity's internal control.

We take this opportunity to remind you that the responsibility for the preparation and fair presentation of the financial report in accordance with Australian Accounting Standards (including the Australian Accounting Interpretations) and the *Superannuation Industry Supervisory Act 1993* is that of the trustees. Our auditor's report will explain that the trustees are responsible for the preparation and the fair presentation of the financial report in accordance with the applicable financial reporting framework and this responsibility includes:

- designing, implementing and maintaining internal control relevant to the preparation of a financial report that is free from misstatement, whether due to fraud or error;
- selecting and applying appropriate accounting policies; and
- making accounting estimates that are reasonable in the circumstances.

As part of our audit process, we will request from the trustees written confirmation concerning representations made to us in connection with the audit.

Other Matters under the *Corporations Act 2001*

Independence

We confirm that, to the best of our knowledge and belief, we currently meet the independence requirements of the *Corporations Act 2001* in relation to the audit of the financial report. In conducting our audit of the financial report, should we become aware that we have contravened the independence requirements of the *Corporations Act 2001*, we shall notify you on a timely basis.

We look forward to your full cooperation and make available to us whatever records, documentation and other information we request in connection with our audit.

Please sign and return the attached copy of this letter to indicate that it is in accordance with your understanding of the arrangements for our audit of the financial report.

Yours faithfully,

.....
A.W. Boys
Registered Company Auditor 67793
Dated

Acknowledged on behalf of the Sherlock Superannuation Fund by
Nameless Pty Ltd
Trustee

Director – Michael Sherlock

Date

Director – Jennifer Sherlock

Date

29 June 2018

Mr. Michael & Mrs. Jennifer Sherlock
Sherlock Superannuation Fund
21 FEWINGS STREET
TOOWONG QLD 4066

Dear Michael & Jennifer,

RE: SHERLOCK SUPERANNUATION FUND

The purpose of this letter is to provide you with further information regarding our fees and to set out our understanding of the terms of this engagement and the nature of the services we will provide for the year ended 30 June 2018.

SCOPE OF OUR WORK

We will perform the following services:

- Preparation of financial statements
- Preparation of income tax returns
- General advice on various tax and accounting issues

Our procedures will be limited to those related to the above services, and accordingly (except where indicated above):

- no audit or review will be performed, and therefore no assurance will be expressed;
- our engagement cannot be relied upon to disclose fraud or other irregularities or errors. However, we will inform you if any such matters do come to our attention in the course of our engagement.

TIMING OF YOUR WORK

We advise in order to meet Australian Tax Office deadline requirements we require your work to be forwarded no later than 31 January every year. We will contact you in the near future with respect to providing you with a check list of the information we will require.

INFORMATION TO BE PROVIDED BY YOU

Under this engagement, you will be responsible for providing all information required to enable us to prepare your financial accounts and taxation returns as efficiently and quickly as possible.

OUR FEES

Our fees, which will be billed as work progresses, are based on the time taken by staff assigned to the engagement plus direct out of pocket expenses. Our hourly charge rate is as follows:

Tony Micalizzi	\$330 per hour plus GST
Taneile White	\$210 per hour plus GST
Peter Foo	\$140 per hour plus GST
Courtney Henderson	\$140 per hour plus GST
Susan Scully	\$100 per hour plus GST
Beverley Cope	\$70 per hour plus GST

This quotation is conditional upon receiving the required information to a satisfactory standard. Should this not be the case, we reserve the right to amend this quotation at a later date.

CHANGE ORDER

In the event that you do not provide all of the information required to complete your work, or if we find that we are required to complete work beyond the scope of our quotation, we will furnish you with a Change Order which will specify the additional cost of our services. We will not commence that work until you have signed and returned the Change Order to us.

CLIENT SERVICE

Our main objective is to assist our clients maintain and increase profitability. Our staff are available to you at any time should you have any queries or require advice on a business-related matter.

Your file is being managed by Taneile White.

We are committed to providing high quality client service. If you have any concerns or queries about the service you are receiving, please contact the director in charge of your file immediately. We will look into the matter promptly and thoroughly, to address any problems.

We value your comments and would be pleased to hear from you in relation to our service.

We thank you for the opportunity to be of service to you.

We draw your attention to the fact the firm is covered by a Limitation of Liability Scheme as prescribed by the relevant state professional standards legislation.

Please contact our office if you wish to discuss any of the issues addressed in this letter or require additional information.

Yours sincerely

MCA Chartered Accountants

A handwritten signature in black ink, appearing to read 'T White', written in a cursive style.

Taneile White
Director

F:\HSoft\Doc\DocBase\Clients\SHER0005\2018\WP\SHER0005_A18_MCA Engagement_2018.doc

I understand and acknowledge the terms of your engagement.

Name: Michael Sherlock
Date: 29 June 2018

MCA Chartered Accountants

Fund: Sherlock super Fund Prepared by: CC Reviewed by: _____
 Year: 30/06/2018 Date: 20/02/2019 Date: _____

ACTUARY CERTIFICATE CALCULATIONS

Income and contributions are entered as positive figures. Expense and withdrawals are entered as negative figures.

Input:

Opening fund balance at 1 July	8,202,441.85
Concessional contributions	50,000.00
Non-concessional contributions	501.00
Transfers in	
Accumulation account withdrawals	118,291.00
Pension payments and withdrawals	144,000.00
Profit as per members summary report	683,221.56
Insurance policy premiums paid	-
Total tax per Members Summary Report	91,789.35
Closing balance at 30 June	8,582,084.06

Calculation and Reconciliation to Actuary Certificate

Profit after contributions tax and before income tax	690,721.56
Income tax expense	84,289.35
Balancing item	675,721.56
Final Balance Before Income Tax	8,666,373.41

20 February 2019

Reference number: 121073712

The Trustees
Sherlock Superannuation Fund
c/o MCA (Qld) Accountants Pty Ltd
PO Box 163
Hamilton Central QLD 4007

Dear Trustees,

SECTION 295.390 ACTUARY'S CERTIFICATE OF EXEMPT INCOME

This certificate has been prepared for the Trustees of Sherlock Superannuation Fund to certify the exempt income proportion in accordance with section 295.390 of the Income Tax Assessment Act ("ITAA") 1997 for the 2017/18 income year.

I hereby certify that the proportion of the applicable income of Sherlock Superannuation Fund ("the Fund") for the year ending 30 June 2018 that should be exempt from income tax is: **38.621%**


This exempt income proportion does not apply to income earned on segregated current pension assets and segregated non-current assets.

Further details of my calculation and the information on which it is based are contained in the appendices and covering email. These form part of my report and should be read in their entirety.

- ◆ Appendix A: Information used to calculate the exempt income proportion
- ◆ Appendix B: Fund liabilities
- ◆ Appendix C: Exempt current pension income result and adequacy opinion
- ◆ Appendix D: Apportioning expenses

I confirm that this actuarial certificate has been prepared in accordance with Professional Standard 406 issued by the Institute of Actuaries of Australia and other relevant professional standards and guidance notes.

Yours sincerely,



Doug McBirnie, B.Sc. (Hons), FIA, FIAA

Appendix A – Information used to calculate the exempt income proportion

Fund data and financials

This certificate has been prepared at the request of, and based on data supplied by, MCA (Qld) Accountants Pty Ltd on behalf of the Trustees for the 2017/18 income year. A summary of the data supplied to us for the purpose of calculating the exempt income proportion is provided below:

Name of fund: Sherlock Superannuation Fund
Fund ABN: 80741008332
Trustee: Nameless Pty Ltd

Member name	Jennifer Sherlock	Michael Andrew Sherlock
Date of birth	14 Aug 1953	11 Dec 1951
Value of retirement phase income streams as at 1 Jul 2017	\$1,600,000	\$1,600,000
Value of retirement phase income streams at 1 Jul 2017 excluding liabilities in respect to segregated current pension assets.	\$1,600,000	\$1,600,000

The aggregate operating statement information is:

Assets available at 1 July 2017	\$8,202,442
Plus	
Non-concessional contributions	\$501
Concessional contributions	\$50,000
Less	
Accumulation account withdrawals	\$118,291
Pension payments and lump sump withdrawals	\$144,000
Equals	
Balance before income and expenses	\$7,990,652
Preliminary net income	\$675,722
Gross assets available at year end (before tax)	\$8,666,373

We understand that the financial information provided to us when applying for this certificate may be unaudited. Should the financial information provided to us change, as a result of audit or otherwise, this may affect the results of our calculations and we recommend you apply for an amended certificate.

In addition to relying on the data provided to us, we have made the following assumption when completing this actuarial certificate:

- ◆ The tax exempt percentage calculation was completed based on the data supplied to us, no further assumptions were required.

The information provided to us indicated that this Fund had disregarded small fund assets, as defined in section 295.387 of the ITAA 1997. The Fund therefore had no segregated current pension assets or segregated non-current assets and could not use the segregated method to claim exempt current pension income during the income year.

Minimum pension standards

Based on the information provided, the Fund contains only accumulation and account-based type income stream benefits (commonly referred to as pensions). These include allocated pensions, market linked pensions, and account-based income streams (including transition to retirement pensions). The Fund contains no other types of income stream benefits such as defined benefits in growth or pension phase.

The Superannuation Industry Supervision (SIS) Regulations for account-based income streams include a requirement for a minimum amount to be paid to the member over the year depending on the member's age, opening account balance date of commencement. Where the minimum pension standards are not met the earnings on the assets supporting that income stream may not be eligible for an exemption from income tax, and the exempt income proportion shown in this certificate may not be correct. It was confirmed upon submission of the data for this report that all assets shown as supporting retirement phase superannuation income streams are eligible for an exemption from income tax by virtue of having met the minimum pension standards for the Income year. We have not checked that this is the case and recommend that the Fund's auditor satisfies him or herself that the relevant standards have been met.

Appendix B – Fund liabilities

Segregated current pension assets

Section 295.385 of the ITAA 1997 defines segregated current pension assets as those assets that are set aside to solely support retirement phase income streams. Assessable income (excluding non-arm's length income and assessable contributions) earned on these assets is exempt from income tax.

Guidance from the Australian Tax Office states that where a fund's only superannuation liabilities are in respect of account-based retirement phase income streams at a particular point in time, the fund's assets are deemed to be segregated current pension assets. The eligible income earned during a period where a fund is 100% in retirement phase is therefore exempt from tax under the segregated method.

An exception to the above is where a fund has disregarded small fund assets and is therefore unable to use the segregated method. Disregarded small fund assets are defined under section 295.387 of ITAA 1997 and apply where an SMSF or small-APRA fund have a retirement phase income stream in an income year and at the previous 30 June:

- ◆ A member of the fund had a total superannuation balance (including accounts outside that fund) of over \$1.6 million, and
- ◆ That member was the recipient of a retirement phase income stream in any fund.

We understand that this Fund did have disregarded small fund assets in the 2018 income year and therefore had no segregated current pension assets

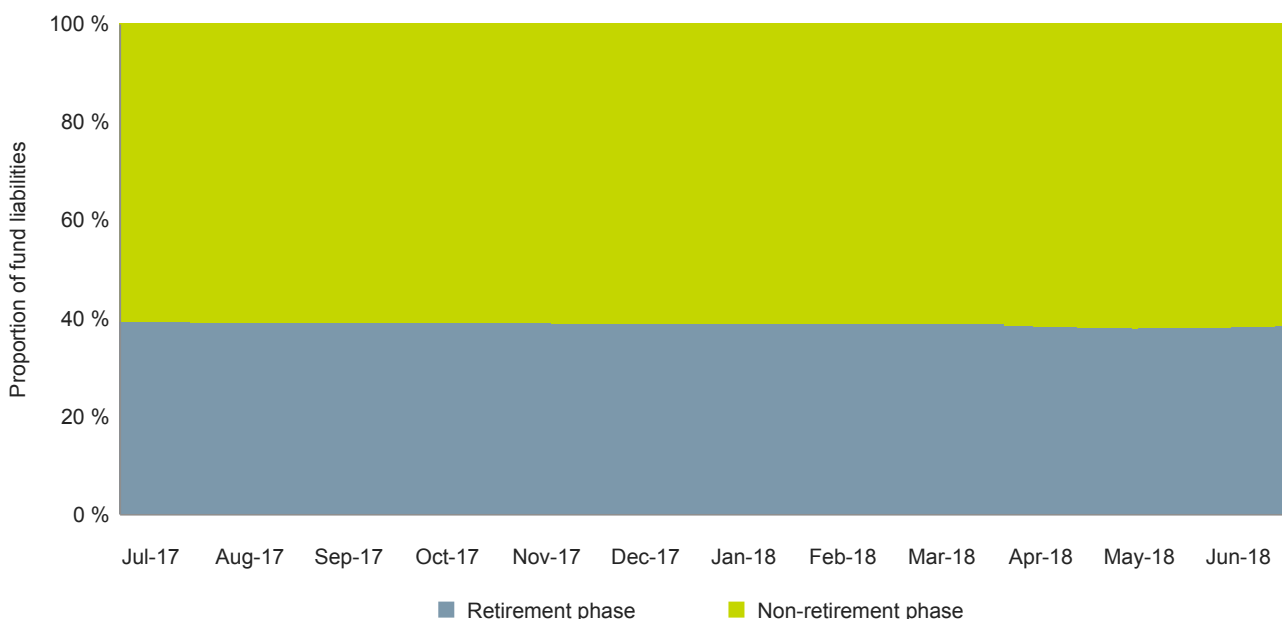
Based on the information provided, our calculations assume that the Fund had no segregated current pension assets.

Segregated non-current assets

Segregated non-current assets as defined in section 295.395 of ITAA 1997 are those assets set aside solely to support non-retirement phase superannuation liabilities such as accumulation interests. A separate actuary's certificate is required in order to segregate such assets. We understand that the Fund had no segregated non-current assets during the income year.

Illustration of liabilities

The following chart illustrates the Fund's liabilities during the income year:



The green non-retirement phase liabilities represent accumulation interests, reserves and non-retirement phase transition to retirement income streams in the SMSF over the income year. The grey unsegregated retirement phase liabilities represent retirement phase income streams that were not segregated current pension assets.

The liabilities shown in grey and green are those that are used to calculate the exempt income proportion. These liabilities are known as 'unsegregated' and eligible income earned on assets supporting these liabilities will claim ECPI based on the exempt income proportion in this actuarial certificate.

Appendix C - Exempt income proportion results and adequacy opinion

Exempt income proportion

Superannuation funds claiming exempt current pension income ("ECPI") under section 295.390 of the ITAA 1997, known as the proportionate or unsegregated method, are required to obtain an actuary's certificate prior to lodgement of the fund's income tax return. The proportion of the applicable income, excluding income earned on segregated current pension assets and segregated non-current assets, for the year ending 30 June 2018 that should be exempt from income tax is calculated as follows:

$$\frac{\text{Average value of current pension liabilities}}{\text{Average value of superannuation liabilities}} = \frac{\$3,161,031}{\$8,184,772} = 38.621\%$$

Within the requirements of legislation and the Fund's Trust Deed and Rules, the Trustees may have discretion about how income and expenses are allocated at the member level. We have not checked the terms of the Fund's Trust Deed and Rules. The daily weighted average calculation of the exempt income proportion provides a fair and reasonable method of apportioning these items between the member accounts at year end for income earned on assets that are not segregated assets and is provided below:

Member Name	Jennifer Sherlock	Michael Andrew Sherlock	Fund
Exempt income proportion	19.324%	19.297%	38.621%
Non-exempt income proportion	27.406%	33.973%	61.379%

The above proportions are unlikely to be appropriate for allocating income earned on segregated assets.

Calculating the fund's exempt current pension income for the purpose of your tax return

The exempt income proportion is applied to net ordinary assessable income including net capital gains, but excluding assessable contributions, non-arm's length income and income including capital gains or losses derived from any segregated assets. The Trustee would calculate ECPI as follows:

Total ECPI = Eligible income * Exempt income proportion + Income on segregated current pension assets

Unutilised capital losses (except capital losses on segregated current pension assets) can be carried forward until they can be offset against assessable capital gains.

Adequacy opinion and methodology

By definition, the liabilities of an account-based member interest or reserve at a particular time, in the absence of any unusual terms or guarantees, are equal to the value of the assets backing it. Therefore no specific assumption has been made (or is needed) regarding rates of return on the Fund's assets; pension increases; or the liability calculation discount rate. As such, I am satisfied that the amount of the assets at the end of the year, if accumulated together with the Fund's future earnings and contributions, will provide the amount required to discharge in full the liabilities as they fall due. No recommendation is needed with regard to future contributions.

The average values used in the exempt income proportion are determined using a daily weighted average calculation which takes into account relevant information such as the opening balances of each member account, any reserves, and the size and timing of any member transactions during the income year. Unless otherwise stated, all member transactions including pension commencements and commutations are assumed to occur immediately at the start of each day. More information on the methodology used can be found at

<https://www accurium.com.au/-/media/Accurium/Membership/methodology-guide>

Appendix D - Apportioning expenses

Methods for apportioning expenses

An SMSF can generally deduct expenses to the extent they were incurred in producing assessable income. Where an expense can be attributed to solely producing assessable income then it can be deducted from assessable income in its entirety. Where it is solely attributable to non-assessable income it is entirely non-deductible. However, expenses that cannot be attributed to solely producing exempt income or solely producing assessable income need to be apportioned to determine how much can be deducted.

A fair and reasonable approach must be used to determine what proportion of such an expense can be deducted. A common industry approach has used the tax exempt proportion provided in the fund's actuarial certificate to determine an appropriate deductibility proportion as follows:

$$\text{Expense deductibility proportion} = 1 - \text{actuarial exempt income proportion}$$

This generally represents the proportion of fund's total income that is assessable during an income year. It is therefore a fair and reasonable approach to apportioning an expense that relates to the whole fund for that income year.

However, superannuation liabilities supported by segregated current pension assets are excluded from the actuarial exempt income proportion calculation. This includes assets which were deemed to be segregated at a particular time due to the fund only having retirement phase superannuation liabilities at that time.

Where a fund does have segregated current pension assets, the approach above is likely to underestimate the extent to which an expense was incurred in producing exempt income, and therefore overstate the amount that can be reasonably deducted.

For those funds wishing to use the actuarial exempt income proportion as the basis for the deductibility of expenses we have determined below a deductibility proportion that takes into account all fund liabilities over the income year. This may be different to $(1 - \text{actuarial exempt income proportion})$ where the fund has segregated current pension assets and may be a fair and reasonable deductible proportion for expenses which must be apportioned and relate to the whole income year.

Expense deductibility proportion

The following deductible proportion has been determined based on all fund liabilities, including any segregated current pension assets identified in Appendix B, using the same methodology as the exempt income proportion described in Appendix C.

Expense deductibility proportion:	61.379%
-----------------------------------	---------

This is not intended to be tax advice and you should determine whether this deductible proportion is appropriate for this fund and for each relevant fund expense prior to use.

Sherlock Superannuation Fund

General Ledger

For The Period 01 July 2017 - 30 June 2018

Transaction Date	Description	Debit	Credit	Balance \$	Michael - Pension	Michael - Lump	Jenny - Pension	Jenny - Lump
Pension Data Clearing Account (94930)								
Pension Data Clearing Account (94930)								
5/07/2017	TFR 472424 TO ESTELLADAM PTY L	833.33		833.33 DR	416.67		416.67	
24/07/2017	TFR 414411 TO ESTELLADAM PTY L	1,666.67		2500.00 DR	833.34		833.34	
7/08/2017	TFR 608046 TO ESTELLADAM PTY L	833.33		3333.33 DR	416.67		416.67	
22/08/2017	TFR 669832 TO ESTELLADAM PTY L	1,666.67		5000.00 DR	833.34		833.34	
5/09/2017	TFR 777995 TO ESTELLADAM PTY L	833.33		5833.33 DR	416.67		416.67	
22/09/2017	TFR 828141 TO ESTELLADAM PTY L	1,666.67		7500.00 DR	833.34		833.34	
5/10/2017	TFR 192981 TO ESTELLADAM PTY L	833.33		8333.33 DR	416.67		416.67	
23/10/2017	TFR 898767 TO ESTELLADAM PTY L	1,666.67		10000.00 DR	833.34		833.34	
13/11/2017	TFR 711269 TO ESTELLADAM PTY L	833.33		10833.33 DR	416.67		416.67	
22/11/2017	TFR 752052 TO ESTELLADAM PTY L	1,666.67		12500.00 DR	833.34		833.34	
5/12/2017	TFR 609980 TO ESTELLADAM PTY L	833.33		13333.33 DR	416.67		416.67	
22/12/2017	TFR 231881 TO ESTELLADAM PTY L	1,666.67		15000.00 DR	833.34		833.34	
5/01/2018	TFR 802511 TO ESTELLADAM PTY L	833.33		15833.33 DR	416.67		416.67	
22/01/2018	TFR 512915 TO ESTELLADAM PTY L	1,666.67		17500.00 DR	833.34		833.34	
13/02/2018	TFR 939832 TO ESTELLADAM PTY L	833.33		18333.33 DR	416.67		416.67	
22/02/2018	TFR 340095 TO ESTELLADAM PTY L	1,666.67		20000.00 DR	833.34		833.34	
5/03/2018	TFR 893026 TO ESTELLADAM PTY L	833.33		20833.33 DR	416.67		416.67	
22/03/2018	ANZ INTERNET BANKING FUNDS TFER	TRANSFI 1,666.67		22500.00 DR	833.34		833.34	
5/04/2018	ANZ INTERNET BANKING FUNDS TFER	TRANSFI 833.33		23333.33 DR	416.67		416.67	
5/04/2018	ANZ INTERNET BANKING FUNDS TFER	TRANSFI 50,000.00		73333.33 DR	25,000.00		25,000.00	
10/04/2018	ANZ INTERNET BANKING FUNDS TFER	TRANSFI 10,000.00		83333.33 DR	5,000.00		5,000.00	
14/04/2018	ANZ INTERNET BANKING FUNDS TFER	TRANSFI 20,000.00		103333.33 DR	10,000.00		10,000.00	
18/04/2018	ANZ INTERNET BANKING FUNDS TFER	TRANSFI 5,000.00		108333.33 DR	2,500.00		2,500.00	
19/04/2018	ANZ INTERNET BANKING FUNDS TFER	TRANSFI 391.00		108724.33 DR	195.50		195.50	
19/04/2018	ANZ INTERNET BANKING FUNDS TFER	TRANSFER 888827 FROM 491	3,000.00	105724.33 DR				
21/04/2018	ANZ INTERNET BANKING FUNDS TFER	TRANSFI 3,000.00		108724.33 DR				
22/04/2018	ANZ INTERNET BANKING FUNDS TFER	TRANSFI 1,666.67		110391.00 DR	833.34		833.34	
28/04/2018	ANZ INTERNET BANKING FUNDS TFER	TRANSFI 5,000.00		115391.00 DR	2,500.00		2,500.00	
4/05/2018	ANZ INTERNET BANKING FUNDS TFER	TRANSFER 892685 FROM 491	3,000.00	112391.00 DR	1,500.00		1,500.00	
4/05/2018	ANZ INTERNET BANKING FUNDS TFER	TRANSFI 10,000.00		122391.00 DR	5,000.00		5,000.00	
5/05/2018	ANZ INTERNET BANKING FUNDS TFER	TRANSFI 833.33		123224.33 DR	416.67		416.67	
9/05/2018	ANZ INTERNET BANKING FUNDS TFER	TRANSFI 11,000.00		134224.33 DR	8,612.17		2,387.83	
15/05/2018	ANZ INTERNET BANKING FUNDS TFER	TRANSFI 20,000.00		154224.33 DR	9,775.66	5,112.17		5,112.17
17/05/2018	ANZ INTERNET BANKING FUNDS TFER	TRANSFI 5,000.00		159224.33 DR	2,500.00		2,500.00	
22/05/2018	ANZ INTERNET BANKING FUNDS TFER	TRANSFI 7,000.00		166224.33 DR	3,500.00		3,500.00	
22/05/2018	ANZ INTERNET BANKING FUNDS TFER	TRANSFI 1,666.67		167891.00 DR	833.34		833.34	
5/06/2018	ANZ INTERNET BANKING FUNDS TFER	TRANSFI 833.33		168724.33 DR	416.67		416.67	
5/06/2018	ANZ INTERNET BANKING FUNDS TFER	TRANSFI 10,000.00		178724.33 DR	5,000.00		5,000.00	
12/06/2018	ANZ INTERNET BANKING FUNDS TFER	TRANSFI 10,000.00		188724.33 DR	5,000.00		5,000.00	
15/06/2018	ANZ INTERNET BANKING FUNDS TFER	TRANSFI 20,000.00		208724.33 DR	10,000.00		10,000.00	
21/06/2018	ANZ INTERNET BANKING FUNDS TFER	TRANSFI 12,000.00		220724.33 DR	6,000.00		6,000.00	
22/06/2018	ANZ INTERNET BANKING FUNDS TFER	TRANSFI 1,666.67		222391.00 DR	833.34		833.34	
29/06/2018	ANZ INTERNET BANKING FUNDS TFER	TRANSFI 39,900.00		262291.00 DR	20,444.73		19,455.27	
30/06/2018	To process Pension and Lump Sum			0.00 DR				
		268,291.00	268,291.00	0.00 DR				
Total Debits:	268,291.00		Per SF 360		80,000.00	59,640.24	64,000.00	58,650.78
Total Credits:	268,291.00		To Reach Minimums		80000	59640.23	64000	58650.77
					0.00 -	0.00	0.00 -	0.00

Sherlock Superannuation Fund

Members Summary Report (For Actuary)

As at 30 June 2018

Opening Balance	Increases				Decreases						Closing Balance
	Contributions	Transfers In	Net Earnings	Insurance Proceeds	Pensions Paid	Contributions Tax	Taxes Paid	Benefits Paid/ Transfers Out	Insurance Premiums	Member Expenses	
Jennifer Sherlock (Age: 64)											
SHEJEN00002P - Account Based Pension - Tax Free: 76.48%											
1,360,192.06	0.00	0.00	112,936.52	0.00	54,410.00	0.00	0.00	0.00	0.00	0.00	1,418,718.58
SHEJEN00003P - Account Based Pension 2 - Tax Free: 84.16%											
239,807.94	0.00	0.00	19,881.75	0.00	9,590.00	0.00	0.00	0.00	0.00	0.00	250,099.69
SHEJEN00004A - Accumulation											
2,232,353.40	25,501.00	0.00	186,451.16	0.00	0.00	3,750.00	37,643.62	58,650.77	0.00	0.00	2,344,261.17
3,832,353.40	25,501.00	0.00	319,269.43	0.00	64,000.00	3,750.00	37,643.62	58,650.77	0.00	0.00	4,013,079.44
Michael Andrew Sherlock (Age: 66)											
SHEMIC00002P - Account Based Pension - Tax Free: 65.70%											
1,348,521.98	0.00	0.00	111,980.01	0.00	67,430.00	0.00	0.00	0.00	0.00	0.00	1,393,071.99
SHEMIC00003P - Account Based Pension 2 - Tax Free: 77.69%											
251,478.02	0.00	0.00	20,906.58	0.00	12,570.00	0.00	0.00	0.00	0.00	0.00	259,814.60
SHEMIC00004A - Accumulation											
2,770,088.45	25,000.00	0.00	231,065.54	0.00	0.00	3,750.00	46,645.73	59,640.23	0.00	0.00	2,916,118.03
4,370,088.45	25,000.00	0.00	363,952.13	0.00	80,000.00	3,750.00	46,645.73	59,640.23	0.00	0.00	4,569,004.62
8,202,441.85	50,501.00	0.00	683,221.56	0.00	144,000.00	7,500.00	84,289.35	118,291.00	0.00	0.00	8,582,084.06

Sherlock Superannuation Fund

Exempt Current Pension Income Reconciliation

For The Period 01 July 2017 - 30 June 2018

	Date	Account Code	Account Description	Taxable Amount	Actuary/Pool %	Exempt Amount
Label A						
Final calculations 01 July 2017 - 30 June 2018			Net Capital Gains	260,733.35	38.62 %	100,697.70
Segment - 01 July 2017 to 30 June 2018						
Label C						
	13/07/2017	25000/\$-T00582	SENTINEL REGIONAL OFFICE TRUST	107.52		
	31/07/2017	25000/ANZ Business	ANZ Business Online Saver 2102-27107	5.51		
	31/07/2017	25000/ANZ498659821	Cash at Bank (ANZ 4986-59821)	0.08		
	31/08/2017	25000/ANZ498659821	Cash at Bank (ANZ 4986-59821)	0.15		
	31/08/2017	25000/ANZ Business	ANZ Business Online Saver 2102-27107	27.41		
	29/09/2017	25000/ANZ498659821	Cash at Bank (ANZ 4986-59821)	5.43		
	29/09/2017	25000/ANZ Business	ANZ Business Online Saver 2102-27107	51.01		
	31/10/2017	25000/ANZ498659821	Cash at Bank (ANZ 4986-59821)	0.12		
	31/10/2017	25000/ANZ Business	ANZ Business Online Saver 2102-27107	206.92		
	30/11/2017	25000/ANZ Business	ANZ Business Online Saver 2102-27107	60.80		
	30/11/2017	25000/ANZ498659821	Cash at Bank (ANZ 4986-59821)	15.65		
	29/12/2017	25000/ANZ498659821	Cash at Bank (ANZ 4986-59821)	0.08		
	29/12/2017	25000/ANZ Business	ANZ Business Online Saver 2102-27107	19.80		
	31/01/2018	25000/ANZ Business	ANZ Business Online Saver 2102-27107	93.35		
	31/01/2018	25000/ANZ498659821	Cash at Bank (ANZ 4986-59821)	7.59		
	13/02/2018	25000/\$-T00582	SENTINEL REGIONAL OFFICE TRUST	52.01		
	28/02/2018	25000/ANZ498659821	Cash at Bank (ANZ 4986-59821)	1.13		
	28/02/2018	25000/ANZ Business	ANZ Business Online Saver 2102-27107	116.54		
	29/03/2018	25000/ANZ498659821	Cash at Bank (ANZ 4986-59821)	1.61		

Sherlock Superannuation Fund

Exempt Current Pension Income Reconciliation

For The Period 01 July 2017 - 30 June 2018

	Date	Account Code	Account Description	Taxable Amount	Actuary/Pool %	Exempt Amount
Label C						
	29/03/2018	25000/ANZ Business	ANZ Business Online Saver 2102-27107	143.92		
	30/04/2018	25000/ANZ Business	ANZ Business Online Saver 2102-27107	3.98		
	30/04/2018	25000/ANZ498659821	Cash at Bank (ANZ 4986-59821)	26.39		
	31/05/2018	25000/ANZ498659821	Cash at Bank (ANZ 4986-59821)	0.13		
	29/06/2018	25000/ANZ498659821	Cash at Bank (ANZ 4986-59821)	0.95		
			Total	948.08	38.621 %	366.16
Label K						
	28/09/2017	23900/WES.AX	Wesfarmers Limited	103.20		
	05/04/2018	23900/WES.AX	Wesfarmers Limited	91.67		
			Total	194.87	38.621 %	75.27
Label L						
	28/09/2017	23900/WES.AX	Wesfarmers Limited	44.23		
	05/04/2018	23900/WES.AX	Wesfarmers Limited	39.29		
			Total	83.52	38.621 %	32.26
Label M						
	20/10/2017	23800/\$-T0059	Sentinel Health Trust	34,619.00		
	30/04/2018	23800/\$-T0036	Sentinel Paget Industrial Trust	7,437.00		
	07/06/2018	23800/\$-T0035	Sentinel Citilink Trust	16,066.00		
	08/06/2018	23800/\$-T0051	Sentinel Airlie Beach	1,460.54		
	11/06/2018	23800/\$-T0053	Sentinel Puga	7,415.96		
	11/06/2018	23800/\$-T0054	Sentinel Tuggeranong	4,585.00		
	15/06/2018	23800/\$-T0055	Sentinel Dandenong	2,546.72		

Sherlock Superannuation Fund

Exempt Current Pension Income Reconciliation

For The Period 01 July 2017 - 30 June 2018

	Date	Account Code	Account Description	Taxable Amount	Actuary/Pool %	Exempt Amount
Label M						
	18/06/2018	23800/\$-T0025	Sentinel Mackay Industrial Trust	13,821.04		
	18/06/2018	23800/\$-T0052	Sentinel Robina	548.46		
	27/06/2018	23800/\$-T0031	Sentinel Springwood Retail Trust	8,427.00		
	28/06/2018	23800/\$-T0015	Sentinel Homemaker Trust no 2 -	68,005.00		
	30/06/2018	23800/\$-T0047	Seq Homemaker Trust No 1 (Rothwell)	349.08		
	30/06/2018	23800/\$-T0046	Sentinel Homemaker Trust Norwa	1,780.00		
	30/06/2018	23800/\$-T0011	\$-T0011 - Sentinel Cleveland Business Park	29,817.96		
	30/06/2018	23800/\$-T0010	Sentinel Mackay Retail Trust	25,566.96		
	30/06/2018	23800/\$-T0038	Sentinel Countrywide Retail Trust	32,625.74		
	30/06/2018	23800/\$-T00582	SENTINEL REGIONAL OFFICE TRUST	48,217.88		
			Total	303,289.34	38.621 %	117,133.38
					Total Segment ECPI *	117,607.07
				SMSF Annual Return Rounding		1.77
					Total ECPI	218,303.00

* Total Segment ECPI does not include ECPI amounts from Label A. The total ECPI from Label A is shown separately at the start of the report.

Sherlock Superannuation Fund

Pension Non Deductible Expense Report

For The Period 01 July 2017 - 30 June 2018

	Date	Account Code	Account Description	Amount	Expense %	Deductible	Non Deductible
Segment - 01 July 2017 to 30 June 2018							
Label A							
	30/04/2018	37900	Interest Paid	1.41			
			Total	1.41	38.621 %	0.87	0.54
Label H							
	09/03/2018	30700	Auditor's Remuneration	440.00			
			Total	440.00	38.621 %	270.07	169.93
Label J							
	18/04/2018	31500	Bank Charges	6.00			
	09/03/2018	30100	Accountancy Fees	2,090.00			
	06/09/2017	31500	Bank Charges	(0.43)			
	18/04/2018	31500	Bank Charges	(6.00)			
	27/10/2017	30200	Administration Costs	254.00			
	01/08/2017	30100	Accountancy Fees	275.00			
	13/09/2017	31500	Bank Charges	0.22			
			Total	2,618.79	38.621 %	1,607.39	1,011.40
	07/03/2018	30400	ATO Supervisory Levy	259.00			
			Total	259.00	0.000 %	259.00	0.00
			Label Total			1,866.39	1,011.40
			Total Pension Non Deductible Expense				1,180

2018 Workpapers

Section B - E

Assets



ANZ Business Online Saver Statement

B1-1

Enquiries 13 13 14
 Lost/Stolen cards 1800 033 844
 Website & Internet Banking www.anz.com



010671

THE TRUSTEE
 THE SHERLOCK SUPER FUND
 21 FEWINGS ST
 TOOWONG QLD 4066
 AUSTRALIA

Statement Summary

Opening balance	\$2,756.40
Total deposits	\$188,604.76
Total withdrawals	\$114,534.00
Closing balance	\$76,827.16
Statement starts	19/05/2017
Statement ends	18/08/2017
Statement number	16

Branch Details

Queen and Creek Sts

Account Details

NAMELESS PTY LTD A.C.N. 062 318 736
 ATF THE SHERLOCK SUPER FUND
Branch No. (BSB) 014-002
Account No 2102-27107

Please retain this statement for taxation purposes.

Date	Transaction Details	Withdrawals (\$)	Deposits (\$)	Balance (\$)
2017				
19 MAY	OPENING BALANCE			2,756.40
22 MAY	ANZ INTERNET BANKING FUNDS TFER TRANSFER 404442 FROM 498659821		3,950.00	6,706.40
24 MAY	ANZ INTERNET BANKING FUNDS TFER TRANSFER 511057 FROM 498659821		4,000.00	10,706.40
30 MAY	ANZ INTERNET BANKING FUNDS TFER TRANSFER 616208 FROM 498659821		2,154.00	12,860.40
31 MAY	CREDIT INTEREST PAID		2.98	12,863.38
06 JUN	ANZ INTERNET BANKING FUNDS TFER TRANSFER 808896 FROM 498659821		9,450.00	22,313.38
08 JUN	ANZ INTERNET BANKING FUNDS TFER TRANSFER 356915 FROM 498659821		7,126.00	29,439.38
13 JUN	ANZ INTERNET BANKING FUNDS TFER TRANSFER 717498 FROM 498659821		10,489.00	39,928.38
14 JUN	ANZ INTERNET BANKING FUNDS TFER TRANSFER 342437 FROM 498659821		536.00	40,464.38
	ANZ INTERNET BANKING FUNDS TFER TRANSFER 341637 TO 014002498659821	39,928.00		536.38
23 JUN	ANZ INTERNET BANKING FUNDS TFER TRANSFER 979748 FROM 498659821		9,950.00	10,486.38
29 JUN	ANZ INTERNET BANKING FUNDS TFER TRANSFER 571178 FROM 498659821		2,155.00	12,641.38
30 JUN	ANZ INTERNET BANKING FUNDS TFER TRANSFER 440457 TO 014002498659821	12,000.00		641.38
	CREDIT INTEREST PAID		5.27	646.65
04 JUL	ANZ INTERNET BANKING FUNDS TFER TRANSFER 996794 FROM 498659821		7,008.00	7,654.65
	ANZ INTERNET BANKING FUNDS TFER TRANSFER 997293 TO 014002498659821	890.00		6,764.65
TOTALS AT END OF PAGE		\$52,818.00	\$56,826.25	\$6,764.65

M005883 / 5000001 / 1020965

Item No. 55733 02 2014 W238702

Date	Transaction Details	Withdrawals (\$)	Deposits (\$)	Balance (\$)
06 JUL	ANZ INTERNET BANKING FUNDS TFER TRANSFER 506927 FROM 498659821		3,332.00	10,096.65
07 JUL	ANZ INTERNET BANKING FUNDS TFER TRANSFER 425400 FROM 498659821		2,083.00	12,179.65
10 JUL	ANZ INTERNET BANKING FUNDS TFER TRANSFER 939321 FROM 498659821 EFFECTIVE DATE 09 JUL 2017		5,042.00	17,221.65
11 JUL	ANZ INTERNET BANKING FUNDS TFER TRANSFER 911257 TO 014002498659821	16,760.00		461.65
13 JUL	ANZ INTERNET BANKING FUNDS TFER TRANSFER 256619 FROM 498659821		5,250.00	5,711.65
14 JUL	ANZ INTERNET BANKING FUNDS TFER TRANSFER 968903 FROM 498659821		11,982.00	17,693.65
18 JUL	ANZ INTERNET BANKING FUNDS TFER TRANSFER 737778 FROM 498659821		2,263.00	19,956.65
21 JUL	ANZ INTERNET BANKING FUNDS TFER TRANSFER 151954 TO 014002498659821	19,000.00		956.65
25 JUL	ANZ INTERNET BANKING FUNDS TFER TRANSFER 797063 TO 014002498659821	956.00		0.65
28 JUL	ANZ INTERNET BANKING FUNDS TFER TRANSFER 244331 FROM 498659821		61,150.00	61,150.65
31 JUL	ANZ INTERNET BANKING FUNDS TFER TRANSFER 231076 TO 014002498659821	25,000.00		36,150.65
	CREDIT INTEREST PAID		5.51	36,156.16
01 AUG	ANZ INTERNET BANKING FUNDS TFER TRANSFER 898681 FROM 498659821		729.00	36,885.16
07 AUG	ANZ INTERNET BANKING FUNDS TFER TRANSFER 673592 FROM 498659821 EFFECTIVE DATE 05 AUG 2017		6,467.00	43,352.16
08 AUG	ANZ INTERNET BANKING FUNDS TFER TRANSFER 825509 FROM 498659821		10,108.00	53,460.16
10 AUG	ANZ INTERNET BANKING FUNDS TFER TRANSFER 421531 FROM 498659821		4,771.00	58,231.16
14 AUG	ANZ INTERNET BANKING FUNDS TFER TRANSFER 328093 FROM 498659821		1,471.00	59,702.16
	ANZ INTERNET BANKING FUNDS TFER TRANSFER 561989 FROM 498659821		17,125.00	76,827.16

TOTALS AT END OF PAGE	\$61,716.00	\$131,778.51	\$76,827.16
------------------------------	--------------------	---------------------	--------------------

TOTALS AT END OF PERIOD	\$114,534.00	\$188,604.76	\$76,827.16
--------------------------------	---------------------	---------------------	--------------------

This statement includes	
Interest earned on deposits	\$13.76

Yearly Summary	Previous year to 30/06/2017(\$)
Interest earned on deposits	980.53

Important information

Please check the entries and call 13 13 14 regarding any errors on this statement.

All entries generated are subject to authorisation and verification and if necessary, adjustments will appear on a later statement.

If you have a complaint or unresolved issue with ANZ's product or service please call our National Feedback Line 1800 805 154 and advise us. Further information in relation to ANZ's dispute resolution process and this product (including details of benefits or fees and charges) is available on request and you can access this information by reviewing the Terms and Conditions, and Fees and Charges brochures which can be found at www.anz.com or by calling 13 13 14.



ANZ Business Online Saver Statement

Enquiries 13 13 14
 Lost/Stolen cards 1800 033 844
 Website & Internet Banking www.anz.com



003653

THE TRUSTEE
 THE SHERLOCK SUPER FUND
 21 FEWINGS ST
 TOOWONG QLD 4066
 AUSTRALIA

Statement Summary

Opening balance \$76,827.16
 Total deposits \$742,178.85
 Total withdrawals \$818,093.09
Closing balance \$912.92
 Statement starts 18/08/2017
 Statement ends 20/11/2017
 Statement number 17

Branch Details
 Queen and Creek Sts

Account Details
 NAMELESS PTY LTD A.C.N. 062 318 736
 ATF THE SHERLOCK SUPER FUND
 Branch No. (BSB) 014-002
 Account No 2102-27107

Please retain this statement for taxation purposes.

Date	Transaction Details	Withdrawals (\$)	Deposits (\$)	Balance (\$)
2017				
18 AUG	OPENING BALANCE			76,827.16
23 AUG	ANZ INTERNET BANKING FUNDS TFER TRANSFER 450976 FROM 498659821		9,950.00	86,777.16
29 AUG	ANZ INTERNET BANKING FUNDS TFER TRANSFER 712352 TO 014002498659821	✓ 19,000.00		67,777.16
31 AUG	CREDIT INTEREST PAID		27.41	67,804.57
01 SEP	ANZ INTERNET BANKING FUNDS TFER TRANSFER 477725 FROM 498659821		41,154.00	108,958.57
05 SEP	ANZ INTERNET BANKING FUNDS TFER TRANSFER 888969 FROM 498659821		6,467.00	115,425.57
	ANZ INTERNET BANKING FUNDS TFER TRANSFER 336864 FROM 498659821		13,384.00	128,809.57
06 SEP	ANZ INTERNET BANKING FUNDS TFER TRANSFER 126286 FROM 498659821		13,684.00	142,493.57
11 SEP	ANZ INTERNET BANKING FUNDS TFER TRANSFER 708868 TO 014002498659821	✓ 15,700.00		126,793.57
	ANZ INTERNET BANKING FUNDS TFER TRANSFER 834534 TO 014002498659821 EFFECTIVE DATE 09 SEP 2017	✓ 24,100.00		102,693.57
	ANZ INTERNET BANKING FUNDS TFER TRANSFER 968628 TO 014002498659821 EFFECTIVE DATE 10 SEP 2017	✓ 25,000.00		77,693.57
14 SEP	ANZ INTERNET BANKING FUNDS TFER TRANSFER 965024 FROM 498659821		39,587.00	117,280.57
19 SEP	ANZ INTERNET BANKING FUNDS TFER TRANSFER 144125 FROM 498659821		6,146.00	123,426.57
	ANZ INTERNET BANKING FUNDS TFER TRANSFER 843816 FROM 498659821		62,262.00	185,688.57
TOTALS AT END OF PAGE		\$83,800.00	\$192,661.41	\$185,688.57

M002599 / S000001 / 1006853

Form No. 55732-02-2014-W238702

Date	Transaction Details	Withdrawals (\$)	Deposits (\$)	Balance (\$)
21 SEP	ANZ INTERNET BANKING FUNDS TFER TRANSFER 524977 TO 014002498659821	180,000.00		5,688.57
22 SEP	ANZ INTERNET BANKING FUNDS TFER TRANSFER 189703 FROM 498659821		4,802.00	10,490.57
25 SEP	ANZ INTERNET BANKING FUNDS TFER TRANSFER 595713 FROM 498659821 EFFECTIVE DATE 23 SEP 2017		60,000.00	70,490.57
26 SEP	ANZ INTERNET BANKING FUNDS TFER TRANSFER 692332 FROM 498659821		274,000.00	344,490.57
29 SEP	CREDIT INTEREST PAID		51.01	344,541.58
02 OCT	ANZ INTERNET BANKING FUNDS TFER TRANSFER 525117 FROM 498659821		2,159.00	346,700.58
04 OCT	ANZ INTERNET BANKING FUNDS TFER TRANSFER 970571 FROM 498659821		126,975.00	473,675.58
09 OCT	ANZ INTERNET BANKING FUNDS TFER TRANSFER 834935 FROM 498659821 EFFECTIVE DATE 07 OCT 2017		5,525.00	479,200.58
10 OCT	ANZ INTERNET BANKING FUNDS TFER TRANSFER 989217 FROM 498659821		8,105.00	487,305.58
16 OCT	ANZ INTERNET BANKING FUNDS TFER TRANSFER 676464 FROM 498659821 EFFECTIVE DATE 14 OCT 2017		17,594.00	504,899.58
20 OCT	ANZ INTERNET BANKING FUNDS TFER TRANSFER 618254 FROM 498659821		5,156.13	510,055.71
	ANZ INTERNET BANKING FUNDS TFER TRANSFER 429895 FROM 498659821		6,408.38	516,464.09
23 OCT	ANZ INTERNET BANKING FUNDS TFER TRANSFER 978732 TO 014002498659821 EFFECTIVE DATE 22 OCT 2017	4.09		516,460.00
	ANZ INTERNET BANKING FUNDS TFER TRANSFER 494870 TO 014002498659821	25,000.00		491,460.00
26 OCT	ANZ INTERNET BANKING FUNDS TFER TRANSFER 541698 TO 014002498659821	3,300.00		488,160.00
27 OCT	ANZ INTERNET BANKING FUNDS TFER TRANSFER 421112 FROM 498659821		19,000.00	507,160.00
31 OCT	ANZ INTERNET BANKING FUNDS TFER TRANSFER 986991 FROM 498659821		1,215.00	508,375.00
	CREDIT INTEREST PAID		206.92	508,581.92
03 NOV	ANZ INTERNET BANKING FUNDS TFER TRANSFER 883618 FROM 498659821		7,008.00	515,589.92
07 NOV	ANZ INTERNET BANKING FUNDS TFER TRANSFER 504867 FROM 498659821		10,400.00	525,989.92
	ANZ INTERNET BANKING FUNDS TFER TRANSFER 505506 TO 014002498659821	833.00		525,156.92
	ANZ INTERNET BANKING FUNDS TFER TRANSFER 505062 TO 014002498659821	393,900.00		131,256.92
13 NOV	ANZ INTERNET BANKING FUNDS TFER TRANSFER 711749 TO 014002498659821	131,256.00		0.92
16 NOV	ANZ INTERNET BANKING FUNDS TFER TRANSFER 792048 FROM 498659821		912.00	912.92
TOTALS AT END OF PAGE		\$734,293.09	\$549,517.44	\$912.92
TOTALS AT END OF PERIOD		\$818,093.09	\$742,178.85	\$912.92

This statement includes

Interest earned on deposits

\$285.34

M002599 / S000001 / 1008854



ANZ BUSINESS ONLINE SAVER STATEMENT

STATEMENT NUMBER 18

20 NOVEMBER 2017 TO 20 FEBRUARY 2018

037/1854



THE TRUSTEE
THE SHERLOCK SUPER FUND
21 FEWINGS ST
TOOWONG QLD 4066
AUSTRALIA

WELCOME TO YOUR ANZ ACCOUNT AT A GLANCE

Account Details

NAMELESS PTY LTD A.C.N. 062 318 736
ATF THE SHERLOCK SUPER FUND

Branch Number (BSB)

014-002

Account Number

2102-27107

Opening Balance:

\$912.92

Total Deposits:

\$370,326.88

Total Withdrawals:

\$57,646.00

Closing Balance:

\$313,593.80

06RSP904A174141_MU18_001



0 0 8 8 7 9 0 1 8 5 4 0 1

210227107_05257 E-1854 S-4002 1-8003

NEED TO GET IN TOUCH?



ANZ Internet Banking
anz.com

OR



Enquiries: 13 13 14
Lost/Stolen Cards: 1800 033 844

ANZ BUSINESS ONLINE SAVER STATEMENT

Account Number 2102-27107

Transaction Details

Please retain this statement for taxation purposes

Date	Transaction Details	Withdrawals (\$)	Deposits (\$)	Balance (\$)
2017				
20 NOV	OPENING BALANCE			912.92
23 NOV	ANZ INTERNET BANKING FUNDS TFER TRANSFER 261597 FROM 498659821		8,077.00	8,989.92
30 NOV	ANZ INTERNET BANKING FUNDS TFER TRANSFER 301500 FROM 498659821		2,154.00	11,143.92
30 NOV	CREDIT INTEREST PAID		60.80	11,204.72
05 DEC	ANZ INTERNET BANKING FUNDS TFER TRANSFER 953488 FROM 498659821		8,482.00	19,686.72
06 DEC	ANZ INTERNET BANKING FUNDS TFER TRANSFER 620124 FROM 498659821		2,983.00	22,669.72
08 DEC	ANZ INTERNET BANKING FUNDS TFER TRANSFER 236750 FROM 498659821		7,126.00	29,795.72
08 DEC	ANZ INTERNET BANKING FUNDS TFER TRANSFER 237417 TO 014002498659821	25,000.00		4,795.72
12 DEC	ANZ INTERNET BANKING FUNDS TFER TRANSFER 934805 FROM 498659821		3,531.00	8,326.72
13 DEC	ANZ INTERNET BANKING FUNDS TFER TRANSFER 506614 FROM 498659821		5,250.00	13,576.72
14 DEC	ANZ INTERNET BANKING FUNDS TFER TRANSFER 414766 FROM 498659821		11,875.00	25,451.72
19 DEC	ANZ INTERNET BANKING FUNDS TFER TRANSFER 446383 FROM 498659821		10,805.00	36,256.72
20 DEC	ANZ INTERNET BANKING FUNDS TFER TRANSFER 100462 TO 014002498659821	5,000.00		31,256.72
20 DEC	ANZ INTERNET BANKING FUNDS TFER TRANSFER 866946 TO 014002498659821	26,700.00		4,556.72
22 DEC	ANZ INTERNET BANKING FUNDS TFER TRANSFER 826169 FROM 498659821		157,954.00	162,510.72
28 DEC	ANZ INTERNET BANKING FUNDS TFER TRANSFER 229610 FROM 498659821		1,150.00	163,660.72
29 DEC	CREDIT INTEREST PAID		19.80	163,680.52
2018				
03 JAN	ANZ INTERNET BANKING FUNDS TFER TRANSFER 648597 FROM 498659821		1,796.00	165,476.52
05 JAN	ANZ INTERNET BANKING FUNDS TFER TRANSFER 163937 FROM 498659821		7,674.00	173,150.52
09 JAN	ANZ INTERNET BANKING FUNDS TFER TRANSFER 596803 FROM 498659821		8,834.00	181,984.52
15 JAN	ANZ INTERNET BANKING FUNDS TFER TRANSFER 297264 FROM 498659821 EFFECTIVE DATE 13 JAN 2018		3,531.00	185,515.52
16 JAN	ANZ INTERNET BANKING FUNDS TFER TRANSFER 563421 FROM 498659821		17,125.00	202,640.52
17 JAN	ANZ INTERNET BANKING FUNDS TFER TRANSFER 272936 FROM 498659821		28,450.00	231,090.52
22 JAN	ANZ INTERNET BANKING FUNDS TFER TRANSFER 382929 FROM 498659821 EFFECTIVE DATE 21 JAN 2018		5,300.00	236,390.52
TOTALS AT END OF PAGE		\$56,700.00	\$290,381.60	

210227107_05657 E-1854 S-4002 1-8004

ANZ BUSINESS ONLINE SAVER STATEMENT

Account Number 2102-27107

Date	Transaction Details	Withdrawals (\$)	Deposits (\$)	Balance (\$)
23 JAN	ANZ INTERNET BANKING FUNDS TFER TRANSFER 543796 FROM 498659821		25,000.00	261,390.52
24 JAN	ANZ INTERNET BANKING FUNDS TFER TRANSFER 937175 TO 014002498659821	390.00		261,000.52
31 JAN	ANZ INTERNET BANKING FUNDS TFER TRANSFER 599968 TO 014002498659821	556.00		260,444.52
31 JAN	CREDIT INTEREST PAID		93.35	260,537.87
02 FEB	ANZ INTERNET BANKING FUNDS TFER TRANSFER 423317 FROM 498659821		15,000.00	275,537.87
05 FEB	ANZ INTERNET BANKING FUNDS TFER TRANSFER 172017 FROM 498659821 EFFECTIVE DATE 04 FEB 2018		901.00	276,438.87
08 FEB	ANZ INTERNET BANKING FUNDS TFER TRANSFER 696333 FROM 498659821		16,503.00	292,941.87
13 FEB	ANZ INTERNET BANKING FUNDS TFER TRANSFER 939869 FROM 498659821		6,745.93	299,687.80
14 FEB	ANZ INTERNET BANKING FUNDS TFER TRANSFER 631962 FROM 498659821		13,906.00	313,593.80
TOTALS AT END OF PAGE		\$946.00	\$78,149.28	
TOTALS AT END OF PERIOD		\$57,646.00	\$370,326.88	\$313,593.80

This Statement Includes

Interest earned on deposits	\$173.95
-----------------------------	----------

Notice something different?

We're introducing a new look for your statement.

You can find out more here www.anz.com/newbusstatements

Your business may be able to switch off paper statements, log on to ANZ Internet Banking and click on the profile tab to change your statement preferences to Online only.

IMPORTANT INFORMATION

PLEASE CHECK THE ENTRIES AND CALL 13 13 14 REGARDING ANY ERRORS ON THIS STATEMENT.

All entries generated are subject to authorisation and verification and if necessary, adjustments will appear on a later statement.

If you have a complaint or unresolved issue with ANZ's product or service please call our National Feedback Line **1800 805 154** and advise us. Further information in relation to ANZ's dispute resolution process and this product (including details of benefits or fees and charges) is available on request and you can access this information by reviewing the Terms and Conditions, and Fees and Charges brochures which can be found at www.anz.com or by calling **13 13 14**.

XPRCAP0021-1802211748

0
0
8
7
9
0
1
8
5
4
0
2



ANZ BUSINESS ONLINE SAVER STATEMENT

STATEMENT NUMBER 19
20 FEBRUARY 2018 TO 18 MAY 2018

037/2735



THE TRUSTEE
THE SHERLOCK SUPER FUND
21 FEWINGS ST
TOOWONG QLD 4066
AUSTRALIA

WELCOME TO YOUR ANZ ACCOUNT AT A GLANCE

Account Details

NAMELESS PTY LTD A.C.N. 062 318 736
ATF THE SHERLOCK SUPER FUND

Branch Number (BSB)

014-002

Account Number

2102-27107

Opening Balance:

\$313,593.80

Total Deposits:

\$144,357.44

Total Withdrawals:

\$457,951.00

Closing Balance:

\$0.24

139RSP904A055716_MU18_002



0 1 4 3 0 0 2 7 3 5 0 1

210227107_07154 E-2735 S-5621 I-11241

NEED TO GET IN TOUCH?



ANZ Internet Banking
anz.com

OR



Enquiries: 13 13 14
Lost/Stolen Cards: 1800 033 844

ANZ BUSINESS ONLINE SAVER STATEMENT

Account Number 2102-27107

Transaction Details

Please retain this statement for taxation purposes

Date	Transaction Details	Withdrawals (\$)	Deposits (\$)	Balance (\$)
2018				
20 FEB	OPENING BALANCE			313,593.80
22 FEB	ANZ INTERNET BANKING FUNDS TFER TRANSFER 634304 FROM 498659821		29,138.00 ✓	342,731.80
28 FEB	CREDIT INTEREST PAID		116.54 ✓	342,848.34
01 MAR	ANZ INTERNET BANKING FUNDS TFER TRANSFER 222117 FROM 498659821		2,156.00 ✓	345,004.34
05 MAR	ANZ INTERNET BANKING FUNDS TFER TRANSFER 386359 TO 014002498659821	500.00 ✓		344,504.34
06 MAR	ANZ INTERNET BANKING FUNDS TFER TRANSFER 853135 FROM 498659821		8,000.00 ✓	352,504.34
09 MAR	ANZ INTERNET BANKING FUNDS TFER TRANSFER 284738 FROM 498659821		5,279.00 ✓	357,783.34
13 MAR	ANZ INTERNET BANKING FUNDS TFER TRANSFER 610582 FROM 498659821		6,740.00 ✓	364,523.34
22 MAR	ANZ INTERNET BANKING FUNDS TFER TRANSFER 238947 FROM 498659821		26,822.00 ✓	391,345.34
27 MAR	ANZ INTERNET BANKING FUNDS TFER TRANSFER 723142 TO 014002498659821	35,000.00 ✓		356,345.34
29 MAR	ANZ INTERNET BANKING FUNDS TFER TRANSFER 366096 TO 014002498659821	315,000.00 ✓		41,345.34
29 MAR	CREDIT INTEREST PAID		143.92 ✓	41,489.26
05 APR	ANZ INTERNET BANKING FUNDS TFER TRANSFER 194246 FROM 498659821		10,424.00 ✓	51,913.26
05 APR	ANZ INTERNET BANKING FUNDS TFER TRANSFER 194819 TO 014002498659821	50,000.00		1,913.26
09 APR	ANZ INTERNET BANKING FUNDS TFER TRANSFER 340017 FROM 498659821 EFFECTIVE DATE 07 APR 2018		2,683.00 ✓	4,596.26
10 APR	ANZ INTERNET BANKING FUNDS TFER TRANSFER 654156 FROM 498659821		7,772.00 ✓	12,368.26
10 APR	ANZ INTERNET BANKING FUNDS TFER TRANSFER 654799 TO 014002498659821	10,000.00		2,368.26
16 APR	ANZ INTERNET BANKING FUNDS TFER TRANSFER 270824 FROM 498659821 EFFECTIVE DATE 14 APR 2018		19,573.00 ✓	21,941.26
16 APR	ANZ INTERNET BANKING FUNDS TFER TRANSFER 270949 TO 014002498659821 EFFECTIVE DATE 14 APR 2018	20,000.00		1,941.26
18 APR	ANZ INTERNET BANKING FUNDS TFER TRANSFER 248479 FROM 498659821		3,450.00 ✓	5,391.26
18 APR	ANZ INTERNET BANKING FUNDS TFER TRANSFER 248857 TO 014002498659821	5,000.00		391.26
19 APR	ANZ INTERNET BANKING FUNDS TFER TRANSFER 888692 TO 014002595220482	391.00		0.26
24 APR	ANZ INTERNET BANKING FUNDS TFER TRANSFER 706104 FROM 498659821		4,668.00 ✓	4,668.26
TOTALS AT END OF PAGE		\$435,891.00	\$126,965.46	

210227107_07184 E-2735 S-5621 1-11242

ANZ BUSINESS ONLINE SAVER STATEMENT

Account Number 2102-27107

Date	Transaction Details	Withdrawals (\$)	Deposits (\$)	Balance (\$)
30 APR	ANZ INTERNET BANKING FUNDS TFER TRANSFER 992940 FROM 498659821 EFFECTIVE DATE 28 APR 2018		1,150.00	5,818.26
30 APR	ANZ INTERNET BANKING FUNDS TFER TRANSFER 993081 TO 014002498659821 EFFECTIVE DATE 28 APR 2018	5,000.00		818.26
30 APR	CREDIT INTEREST PAID		3.98	822.24
02 MAY	ANZ INTERNET BANKING FUNDS TFER TRANSFER 472087 FROM 498659821		1,030.00	1,852.24
04 MAY	ANZ INTERNET BANKING FUNDS TFER TRANSFER 133744 FROM 498659821		2,000.00	3,852.24
04 MAY	ANZ INTERNET BANKING FUNDS TFER TRANSFER 892685 FROM 498909819		3,000.00	6,852.24
04 MAY	ANZ INTERNET BANKING FUNDS TFER TRANSFER 134404 TO 014002498659821	50.00		6,802.24
04 MAY	ANZ INTERNET BANKING FUNDS TFER TRANSFER 131963 TO 014002498659821	4,000.00		2,802.24
09 MAY	ANZ INTERNET BANKING FUNDS TFER TRANSFER 521997 FROM 498659821		8,253.00	11,055.24
09 MAY	ANZ INTERNET BANKING FUNDS TFER TRANSFER 522327 TO 014002498659821	11,000.00		55.24
10 MAY	ANZ INTERNET BANKING FUNDS TFER TRANSFER 213690 FROM 498659821		1,955.00	2,010.24
15 MAY	ANZ INTERNET BANKING FUNDS TFER TRANSFER 993301 TO 014002498659821	1,000.00		1,010.24
17 MAY	ANZ INTERNET BANKING FUNDS TFER TRANSFER 606898 TO 014002498659821	1,010.00		0.24
TOTALS AT END OF PAGE		\$22,060.00	\$17,391.98	
TOTALS AT END OF PERIOD		\$457,951.00	\$144,357.44	\$0.24


M. Sharkey (handwritten signature) with a circled '3,000.00' and a checkmark.

This Statement Includes

Interest earned on deposits	\$264.44
-----------------------------	----------

Notice something different?

We're introducing a new look for your statement.
 You can find out more here www.anz.com/newbusstatements
 Your business may be able to switch off paper statements, log on to ANZ Internet Banking and click on the profile tab to change your statement preferences to Online only.





ANZ BUSINESS ONLINE SAVER STATEMENT

STATEMENT NUMBER 20
18 MAY 2018 TO 20 AUGUST 2018

037/1817



THE TRUSTEE
THE SHERLOCK SUPER FUND
21 FEWINGS ST
TOOWONG QLD 4066
AUSTRALIA

WELCOME TO YOUR ANZ ACCOUNT AT A GLANCE

Account Details

NAMELESS PTY LTD A.C.N. 062 318 736
ATF THE SHERLOCK SUPER FUND

Branch Number (BSB)

014-002

Account Number

2102-27107

Opening Balance:

\$ **0.24**

Total Deposits:

\$ **24,654.37**


Total Withdrawals:

\$ **24,642.00**

Closing Balance:

\$ **12.61**

239RSP904A045731_MU18_001



210227107_05403 E-1817 S-3618 I-17235

NEED TO GET IN TOUCH?



ANZ Internet Banking
anz.com

OR



Enquiries: 13 13 14
Lost/Stolen Cards: 1800 033 844

ANZ BUSINESS ONLINE SAVER STATEMENT

Account Number 2102-27107

Transaction Details

Please retain this statement for taxation purposes

Date	Transaction Details	Withdrawals (\$)	Deposits (\$)	Balance (\$)
2018				
18 MAY	OPENING BALANCE			0.24
31 MAY	ANZ INTERNET BANKING FUNDS TFER TRANSFER 379772 FROM 498659821		1,841.00	1,841.24
05 JUN	ANZ INTERNET BANKING FUNDS TFER TRANSFER 976121 TO 014002498659821	1,841.00		0.24
06 JUN	ANZ INTERNET BANKING FUNDS TFER TRANSFER 859935 FROM 498659821		1,818.00	1,818.24
11 JUN	ANZ INTERNET BANKING FUNDS TFER TRANSFER 923310 TO 014002498659821 EFFECTIVE DATE 10 JUN 2018	1,818.00		0.24
15 JUN	ANZ INTERNET BANKING FUNDS TFER TRANSFER 385973 FROM 498659821		2,344.00	2,344.24
21 JUN	TRANSFER FROM ATO ATO009000009380854		501.00	2,845.24
29 JUN	ANZ INTERNET BANKING FUNDS TFER TRANSFER 418045 TO 014002498659821	2,845.00		0.24
09 JUL	ANZ INTERNET BANKING FUNDS TFER TRANSFER 108940 FROM 498659821 EFFECTIVE DATE 07 JUL 2018		2,073.00	2,073.24
11 JUL	ANZ INTERNET BANKING FUNDS TFER TRANSFER 776498 FROM 498659821		6,099.00	8,172.24
13 JUL	ANZ INTERNET BANKING FUNDS TFER TRANSFER 631727 TO 014002498659821	8,172.00		0.24
17 JUL	ANZ INTERNET BANKING FUNDS TFER TRANSFER 219774 FROM 498659821		3,966.00	3,966.24
17 JUL	ANZ INTERNET BANKING FUNDS TFER TRANSFER 220184 TO 014002498909819	2,609.00		1,357.24
18 JUL	ANZ INTERNET BANKING FUNDS TFER TRANSFER 802275 TO 014002498659821	1,357.00		0.24
30 JUL	ANZ INTERNET BANKING FUNDS TFER TRANSFER 730403 FROM 498659821 EFFECTIVE DATE 28 JUL 2018		6,012.00	6,012.24
31 JUL	CREDIT INTEREST PAID		0.37	6,012.61
06 AUG	ANZ INTERNET BANKING FUNDS TFER TRANSFER 197190 TO 014002498659821 EFFECTIVE DATE 04 AUG 2018	6,000.00		12.61
TOTALS AT END OF PAGE		\$24,642.00	\$24,654.37	
TOTALS AT END OF PERIOD		\$24,642.00	\$24,654.37	\$12.61

This Statement includes

Interest earned on deposits	\$0.37
-----------------------------	--------

210227107_05403 E-1817 S-3618 I-7236

ANZ BUSINESS ONLINE SAVER STATEMENT

Account Number 2102-27107


Yearly Summary	Previous Year to 30/06/2018 (\$)
Interest earned on deposits	729.24

IMPORTANT INFORMATION

PLEASE CHECK THE ENTRIES AND CALL 13 13 14 REGARDING ANY ERRORS ON THIS STATEMENT.

All entries generated are subject to authorisation and verification and if necessary, adjustments will appear on a later statement.

If you have a complaint or unresolved issue with ANZ's product or service please call our National Feedback Line **1800 805 154** and advise us. Further information in relation to ANZ's dispute resolution process and this product (including details of benefits or fees and charges) is available on request and you can access this information by reviewing the Terms and Conditions, and Fees and Charges brochures which can be found at www.anz.com or by calling **13 13 14**.





Premium Cash Mgmt Cheq Statement

B1-2

Enquiries 13 13 14
Lost/Stolen cards 1800 033 844
Website & Internet Banking www.anz.com



011384

THE DIRECTORS
 NAMELESS PTY LTD
 21 FEWINGS ST
 TOOWONG QLD 4066
 AUSTRALIA

Statement Summary

Opening balance \$0.43
 Total deposits \$151,253.19
 Total withdrawals \$151,253.00
Closing balance \$0.62
 Statement starts 30/06/2017
 Statement ends 28/07/2017
 Statement number 154

Branch Details

Queen and Creek Sts

Account Details

NAMELESS PTY LTD A.C.N. 062 318 736
 AS TRUSTEE FOR
 THE SHERLOCK SUPERANNUATION FUND
Branch No. (BSB) 014-002
Account No 4986-59821

Please retain this statement for taxation purposes.

Date	Transaction Details	Withdrawals (\$)	Deposits (\$)	Balance (\$)
2017				
30 JUN	OPENING BALANCE			0.43
03 JUL	TRANSFER FROM SENTINEL DISTRIB COUNTRYWIDE		6,216.34	6,216.77
	TRANSFER FROM SENTINEL PROPERT SENTINEL HOMEMAKER		791.67 ✓	7,008.44
04 JUL	ANZ INTERNET BANKING FUNDS TFER TRANSFER 997293 FROM 210227107		890.00	7,898.44
	TRANSFER FROM SENTINEL DFO CAIRNS		291.67	8,190.11
	ANZ INTERNET BANKING FUNDS TFER TRANSFER 996794 TO 014002210227107	7,008.00		1,182.11
05 JUL	TRANSFER FROM SENTINEL DANDENONG DISTRIBU		1,275.00	2,457.11
	TRANSFER FROM BCC MACKAY DISTRIBUTION		1,708.33	4,165.44
	ANZ INTERNET BANKING FUNDS TFER TRANSFER 472424 TO ESTELLADAM PTY L	833.33		3,332.11
06 JUL	TRANSFER FROM SENTINEL - CBPT DISTRIBUTION		2,083.33	5,415.44
	ANZ INTERNET BANKING FUNDS TFER TRANSFER 506927 TO 014002210227107	3,332.00		2,083.44
07 JUL	TRANSFER FROM SENTINEL DISTRIB CITILINK DIST		4,143.75	6,227.19
	TRANSFER FROM SENTINEL INFRAST AIRLIE BEACH		898.33	7,125.52
	ANZ INTERNET BANKING FUNDS TFER TRANSFER 425400 TO 014002210227107	2,083.00		5,042.52
10 JUL	TRANSFER FROM BANK OF QLD TUGGERANONG DISTRI		468.75	5,511.27
TOTALS AT END OF PAGE		\$13,256.33	\$18,767.17	\$5,511.27

M005961 / S000001 / 1020596

Form No. 5733 02 2014 W239202

Date	Transaction Details	Withdrawals (\$)	Deposits (\$)	Balance (\$)
10 JUL	TRANSFER FROM BANK OF QLD SENTINEL INCOME DI		1,020.83	6,532.10
	TRANSFER FROM BOURKE STREET CH SENTINEL BOURKE ST		1,708.33	8,240.43
	TRANSFER FROM SENTINEL IPSWICH SENTINEL IPSWICH		2,041.67	10,282.10
	ANZ INTERNET BANKING FUNDS TFER TRANSFER 939321 TO 014002210227107 EFFECTIVE DATE 09 JUL 2017	5,042.00		5,240.10
11 JUL	ANZ INTERNET BANKING FUNDS TFER TRANSFER 911257 FROM 210227107 001264	22,000.00	16,760.00	22,000.10
12 JUL	TRANSFER FROM NORTHPOINT SENTINEL DIST		5,250.00	5,250.10
13 JUL	TRANSFER FROM SENTINEL DISTRIB JACANA INTEREST		107.52	5,357.62
	TRANSFER FROM SENTINEL DISTRIB REGIONAL OFFICE		11,875.00	17,232.62
	ANZ INTERNET BANKING FUNDS TFER TRANSFER 256619 TO 014002210227107	5,250.00		11,982.62
14 JUL	ANZ INTERNET BANKING FUNDS TFER TRANSFER 968903 TO 014002210227107	11,982.00		0.62
17 JUL	TRANSFER FROM SENTINEL ROBINA OFFICE		395.83	396.45
	TRANSFER FROM SENTINEL PAGET DISTRIBUTION		1,866.67	2,263.12
18 JUL	ANZ INTERNET BANKING FUNDS TFER TRANSFER 737778 TO 014002210227107	2,263.00		0.12
19 JUL	TRANSFER FROM BANK OF QLD SENTINEL INDUSTRIA		4,354.17	4,354.29
	TRANSFER FROM SENTINEL TUGGERA SENTINEL TUGGERAH		1,000.00	5,354.29
20 JUL	TRANSFER FROM ORANGE HOMEMAKER SENTINEL DISTRIBUT		4,000.00	9,354.29
21 JUL	ANZ INTERNET BANKING FUNDS TFER TRANSFER 151954 FROM 210227107 001265	25,000.00	19,000.00	28,354.29
24 JUL	ANZ INTERNET BANKING FUNDS TFER TRANSFER 414411 TO ESTELLADAM PTY L EFFECTIVE DATE 22 JUL 2017	1,666.67		3,354.29
25 JUL	ANZ INTERNET BANKING FUNDS TFER TRANSFER 797063 FROM 210227107		956.00	1,687.62
	ANZ INTERNET BANKING FUNDS TFER TRANSFER 798566 FROM 498909819		1,000.00	2,643.62
27 JUL	TRANSFER FROM SPRINGWOOD CHEQU DISTRIBUTION 001267	3,643.00	1,150.00	4,793.62
28 JUL	TRANSFER FROM SPG DISTRIBU HEALTH TRUST		60,000.00	61,150.62
	ANZ INTERNET BANKING FUNDS TFER TRANSFER 244331 TO 014002210227107	61,150.00		0.62
TOTALS AT END OF PAGE		\$137,996.67	\$132,486.02	\$0.62
TOTALS AT END OF PERIOD		\$151,253.00	\$151,253.19	\$0.62

M005961 / S000001 / I020597



Premium Cash Management Statement

Enquiries 13 13 14
Lost/Stolen cards 1800 033 844
Website & Internet Banking www.anz.com



003081

THE DIRECTORS
 NAMELESS PTY LTD
 21 FEWINGS ST
 TOOWONG QLD 4066
 AUSTRALIA

Statement Summary

Opening balance	\$0.62
Total deposits	\$99,550.20
Total withdrawals	\$98,396.00
Closing balance	\$1,154.82
Statement starts	28/07/2017
Statement ends	30/08/2017
Statement number	155

Branch Details

Queen and Creek Sts

Account Details

NAMELESS PTY LTD A.C.N. 062 318 736
 AS TRUSTEE FOR
 THE SHERLOCK SUPERANNUATION FUND
Branch No. (BSB) 014-002
Account No 4986-59821

Please retain this statement for taxation purposes.

Date	Transaction Details	Withdrawals (\$)	Deposits (\$)	Balance (\$)
2017				
28 JUL	OPENING BALANCE			0.62
31 JUL	ANZ INTERNET BANKING FUNDS TFER TRANSFER 231076 FROM 210227107		25,000.00	25,000.62
	TRANSFER FROM SENTINEL PAGET - PAGET SENTINEL 001266	25,000.00	1,004.17	1,004.79
	CREDIT INTEREST PAID		0.08	1,004.87
01 AUG	ANZ INTERNET BANKING FUNDS TFER TRANSFER 895454 TO MICALIZZI CHARTERED A	275.00		729.87
	ANZ INTERNET BANKING FUNDS TFER TRANSFER 898681 TO 014002210227107	729.00		0.87
02 AUG	TRANSFER FROM SENTINEL PROPERT SENTINEL HOMEMAKER		791.67	792.54
03 AUG	TRANSFER FROM SENTINEL DISTRIB COUNTRYWIDE		6,216.34	7,008.88
04 AUG	TRANSFER FROM SENTINEL DFO CAIRNS		291.67	7,300.55
07 AUG	TRANSFER FROM SENTINEL DANDENONG DISTRIBU		1,275.00	8,575.55
	TRANSFER FROM BCC MACKAY DISTRIBUTION		1,708.33	10,283.88
	TRANSFER FROM SENTINEL - CBPT DISTRIBUTION		2,083.33	12,367.21
	TRANSFER FROM SENTINEL DISTRIB CITILINK DIST		4,143.75	16,510.96
	TRANSFER FROM SENTINEL INFRAST AIRLIE BEACH		898.33	17,409.29
	ANZ INTERNET BANKING FUNDS TFER TRANSFER 608046 TO ESTELLADAM PTY L EFFECTIVE DATE 05 AUG 2017	833.33		16,575.96
TOTALS AT END OF PAGE		\$26,837.33	\$43,412.67	\$16,575.96

M002527 / S000001 / 1008629

Item No. 55732 02 2014 W238702

Date	Transaction Details	Withdrawals (\$)	Deposits (\$)	Balance (\$)
07 AUG	ANZ INTERNET BANKING FUNDS TFER TRANSFER 673592 TO 014002210227107 EFFECTIVE DATE 05 AUG 2017	6,467.00		10,108.96
08 AUG	ANZ INTERNET BANKING FUNDS TFER TRANSFER 825509 TO 014002210227107	10,108.00		0.96
09 AUG	TRANSFER FROM BANK OF QLD SENTINEL INCOME DI		1,020.83	1,021.79
	TRANSFER FROM BOURKE STREET CH SENTINEL BOURKE ST		1,708.33	2,730.12
	TRANSFER FROM SENTINEL IPSWICH SENTINEL IPSWICH		2,041.67	4,771.79
10 AUG	TRANSFER FROM BANK OF QLD TUGGERANONG DISTRI		468.75	5,240.54
	ANZ INTERNET BANKING FUNDS TFER TRANSFER 421531 TO 014002210227107	4,771.00		469.54
11 AUG	TRANSFER FROM RENTAL GUARANTEE JIMBOOMBA SENTINEL		1,002.11	1,471.65
14 AUG	TRANSFER FROM NORTHPOINT SENTINEL DIST		5,250.00	6,721.65
	TRANSFER FROM SENTINEL DISTRIB REGIONAL OFFICE		11,875.00	18,596.65
	ANZ INTERNET BANKING FUNDS TFER TRANSFER 328093 TO 014002210227107	1,471.00		17,125.65
	ANZ INTERNET BANKING FUNDS TFER TRANSFER 561989 TO 014002210227107	17,125.00		0.65
17 AUG	TRANSFER FROM SENTINEL ROBINA OFFICE		395.83	396.48
	TRANSFER FROM SENTINEL PAGET DISTRIBUTION		1,866.67	2,263.15
21 AUG	TRANSFER FROM BANK OF QLD SENTINEL INDUSTRIA		4,354.17	6,617.32
	TRANSFER FROM ORANGE HOMEMAKER SENTINEL DISTRIBUT		4,000.00	10,617.32
	TRANSFER FROM SENTINEL TUGGERA SENTINEL TUGGERAH		1,000.00	11,617.32
22 AUG	ANZ INTERNET BANKING FUNDS TFER TRANSFER 669832 TO ESTELLADAM PTY L	1,666.67		9,950.65
23 AUG	ANZ INTERNET BANKING FUNDS TFER TRANSFER 450976 TO 014002210227107	9,950.00		0.65
28 AUG	TRANSFER FROM SPRINGWOOD CHEQU DISTRIBUTION		1,150.00	1,150.65
29 AUG	ANZ INTERNET BANKING FUNDS TFER TRANSFER 712352 FROM 210227107		19,000.00	20,150.65
	TRANSFER FROM SENTINEL PAGET - PAGET SENTINEL		1,004.17	21,154.82
	ANZ INTERNET BANKING FUNDS TFER TRANSFER 713399 TO RUSSELLS SOLICITORS L	20,000.00		1,154.82
TOTALS AT END OF PAGE		\$71,558.67	\$56,137.53	\$1,154.82
TOTALS AT END OF PERIOD		\$98,396.00	\$99,550.20	\$1,154.82
This statement includes				
Interest earned on deposits				\$0.08

M002527 / S0000001 / 1008630



Premium Cash Management Statement

Enquiries 13 13 14
 Lost/Stolen cards 1800 033 844
 Website & Internet Banking www.anz.com



006956

THE DIRECTORS
 NAMELESS PTY LTD
 21 FEWINGS ST
 TOOWONG QLD 4066
 AUSTRALIA

Statement Summary

Opening balance \$1,154.82
 Total deposits \$922,991.02
 Total withdrawals \$921,986.00
Closing balance \$2,159.84
 Statement starts 30/08/2017
 Statement ends 29/09/2017
 Statement number 156

Branch Details

Queen and Creek Sts

Account Details

NAMELESS PTY LTD A.C.N. 062 318 736
 AS TRUSTEE FOR
 THE SHERLOCK SUPERANNUATION FUND
 Branch No. (BSB) 014-002
 Account No 4986-59821

Please retain this statement for taxation purposes.

Date	Transaction Details	Withdrawals (\$)	Deposits (\$)	Balance (\$)
2017				
30 AUG	OPENING BALANCE			1,154.82
31 AUG	CREDIT INTEREST PAID		0.15	1,154.97
01 SEP	TRANSFER FROM SPG DISTRIBU HEALTH TRUST		140,000.00	141,154.97
	ANZ INTERNET BANKING FUNDS TFER TRANSFER 477725 TO 014002210227107	41,154.00		100,000.97
	ANZ INTERNET BANKING FUNDS TFER TRANSFER 476231 TO 014002498909819	100,000.00		0.97
04 SEP	TRANSFER FROM SENTINEL DFO CAIRNS		291.67	292.64
	TRANSFER FROM SENTINEL DISTRIB COUNTRYWIDE		6,216.34	6,508.98
	TRANSFER FROM SENTINEL PROPERT SENTINEL HOMEMAKER		791.67	7,300.65
05 SEP	TRANSFER FROM SENTINEL DANDENONG DISTRIBU		1,275.00	8,575.65
	TRANSFER FROM BCC MACKAY DISTRIBUTION		1,708.33	10,283.98
	TRANSFER FROM BCC MACKAY DISTRIBUTION OWING		10,410.99	20,694.97
	ANZ INTERNET BANKING FUNDS TFER TRANSFER 777995 TO ESTELLADAM PTY L	833.33		19,861.64
	ANZ INTERNET BANKING FUNDS TFER TRANSFER 888969 TO 014002210227107	6,467.00		13,394.64
	ANZ INTERNET BANKING FUNDS TFER TRANSFER 336864 TO 014002210227107	13,384.00		10.64
06 SEP	TRANSFER FROM SENTINEL - CBPT DISTRIBUTION		2,083.33	2,093.97
TOTALS AT END OF PAGE		\$161,838.33	\$162,777.48	\$2,093.97

M008073 / S000001 / 1024591

Item No. 55732 02 2014 W238702

Date	Transaction Details	Withdrawals (\$)	Deposits (\$)	Balance (\$)
06 SEP	TRANSFER FROM SENTINEL - CBPT DISTRIBUTION OWING		2,280.33	4,374.30
	TRANSFER FROM SPG DISTRIBUTU HEALTH TRUST		9,320.43	13,694.73
	ANZ INTERNET BANKING FUNDS TFER TRANSFER 126286 TO 014002210227107	13,684.00		10.73
07 SEP	TRANSFER FROM SENTINEL INFRAS AIRLIE BEACH		898.33	909.06
11 SEP	ANZ INTERNET BANKING FUNDS TFER TRANSFER 708868 FROM 210227107		15,700.00	16,609.06
	ANZ INTERNET BANKING FUNDS TFER TRANSFER 834534 FROM 210227107 EFFECTIVE DATE 09 SEP 2017		24,100.00	40,709.06
	ANZ INTERNET BANKING FUNDS TFER TRANSFER 968628 FROM 210227107 EFFECTIVE DATE 10 SEP 2017		25,000.00	65,709.06
	TRANSFER FROM BANK OF QLD TUGGERANONG DISTRI		468.75	66,177.81
	TRANSFER FROM BANK OF QLD SENTINEL INCOME DI		1,020.83	67,198.64
	TRANSFER FROM SENTINEL DISTRIB CITILINK DIST		4,143.75	71,342.39
	TRANSFER FROM BOURKE STREET CH SENTINEL BOURKE ST		1,708.33	73,050.72
	TRANSFER FROM SENTINEL IPSWICH SENTINEL IPSWICH		2,041.67	75,092.39
	ANZ INTERNET BANKING FUNDS TFER TRANSFER 834860 TO OCEAN INTERNATIONAL P EFFECTIVE DATE 09 SEP 2017	25,000.00		50,092.39
	ANZ INTERNET BANKING FUNDS TFER TRANSFER 969035 TO OCEAN INTERNATIONAL P EFFECTIVE DATE 10 SEP 2017	25,000.00		25,092.39
	ANZ INTERNET BANKING FUNDS TFER TRANSFER 709193 TO OCEAN INTERNATIONAL P	25,000.00		92.39
12 SEP	TRANSFER FROM NORTHPOINT SENTINEL DIST		5,250.00	5,342.39
	TRANSFER FROM SPG DISTRIBUTU HEALTH TRUST		60,000.00	65,342.39
13 SEP	TRANSFER FROM SPG NORTHPOINT DISTRIBUTION OWING		5,369.78	70,712.17
	TRANSFER FROM SENTINEL DISTRIB REGIONAL OFFICE		11,875.00	82,587.17
	ANZ INTERNET BANKING FUNDS TFER TRANSFER 319804 TO OCEAN INTERNATIONAL P	25,000.00		57,587.17
14 SEP	ANZ INTERNET BANKING FUNDS TFER TRANSFER 960292 TO OCEAN INTERNATIONAL P	18,000.00		39,587.17
	ANZ INTERNET BANKING FUNDS TFER TRANSFER 965024 TO 014002210227107	39,587.00		0.17
18 SEP	TRANSFER FROM SENTINEL ROBINA OFFICE		395.83	396.00
	TRANSFER FROM SENTINEL PAGET DISTRIBUTION		1,866.67	2,262.67
	TRANSFER FROM SPG DISTRIBUTU HEALTH TRUST		60,000.00	62,262.67
19 SEP	TRANSFER FROM BANK OF QLD SENTINEL INDUSTRIA		791.67	63,054.34
TOTALS AT END OF PAGE		\$171,271.00	\$232,231.37	\$63,054.34

M008073 / S000001 / 1024592



Date	Transaction Details	Withdrawals (\$)	Deposits (\$)	Balance (\$)
19 SEP	TRANSFER FROM BANK OF QLD SENTINEL INDUSTRIA		4,354.17	67,408.51
	TRANSFER FROM SENTINEL TUGGERA SENTINEL TUGGERAH		1,000.00	68,408.51
	ANZ INTERNET BANKING FUNDS TFER TRANSFER 144125 TO 014002210227107	6,146.00		62,262.51
	ANZ INTERNET BANKING FUNDS TFER TRANSFER 843816 TO 014002210227107	62,262.00		0.51
20 SEP	TRANSFER FROM ORANGE HOMEMAKER SENTINEL DISTRIBUT		4,000.00	4,000.51
	TRANSFER FROM ST MAGNUS FINAL DISTRIBUTION		2,468.40	6,468.91
21 SEP	ANZ INTERNET BANKING FUNDS TFER TRANSFER 524977 FROM 210227107		180,000.00	186,468.91
	001268	180,000.00		6,468.91
22 SEP	TRANSFER FROM SPG DISTRIBU HEALTH TRUST		60,000.00	66,468.91
	ANZ INTERNET BANKING FUNDS TFER TRANSFER 828141 TO ESTELLADAM PTY L	1,666.67		64,802.24
	ANZ INTERNET BANKING FUNDS TFER TRANSFER 189703 TO 014002210227107	4,802.00		60,000.24
25 SEP	TRANSFER FROM BOURKE STREET CH SENTINEL BOURKE ST		274,000.00	334,000.24
	ANZ INTERNET BANKING FUNDS TFER TRANSFER 595713 TO 014002210227107	60,000.00		274,000.24
	EFFECTIVE DATE 23 SEP 2017			
26 SEP	ANZ INTERNET BANKING FUNDS TFER TRANSFER 692332 TO 014002210227107	274,000.00		0.24
27 SEP	TRANSFER FROM SPRINGWOOD CHEQU DISTRIBUTION		1,150.00	1,150.24
29 SEP	TRANSFER FROM SENTINEL PAGET - PAGET SENTINEL		1,004.17	2,154.41
	CREDIT INTEREST PAID		5.43	2,159.84

TOTALS AT END OF PAGE	\$588,876.67	\$527,982.17	\$2,159.84
------------------------------	---------------------	---------------------	-------------------

TOTALS AT END OF PERIOD	\$921,986.00	\$922,991.02	\$2,159.84
--------------------------------	---------------------	---------------------	-------------------

This statement includes	
Interest earned on deposits	\$5.58

Your fee summary details are listed below:

Fees Charged for period: 01 SEP 2017 to 29 SEP 2017

Summary of ANZ Transaction fees	Transactions			Fee per transaction (\$)	Total Charge (\$)
	Total	Free	Additional		
TRANSACTION FEES					
CHEQUE WITHDRAWAL	1	1	0	0.50	0.00
Total Transaction Fees					\$0.00

Please note: Overseas transaction fees, overseas ATM fees and non ANZ ATM operator fees not included

Important Information:

You may have noticed that your account is now referred to simply as Premium Cash Management. This is a name change only, there are no changes to your account features or the way you bank with us.

0.5833272704 W238702



Premium Cash Management Statement

Enquiries 13 13 14
Lost/Stolen cards 1800 033 844
Website & Internet Banking www.anz.com



003504

THE DIRECTORS
 NAMELESS PTY LTD
 21 FEWINGS ST
 TOOWONG QLD 4066
 AUSTRALIA

Statement Summary

Opening balance	\$2,159.84
Total deposits	\$220,720.93
Total withdrawals	\$221,665.51
Closing balance	\$1,215.26
Statement starts	29/09/2017
Statement ends	30/10/2017
Statement number	157

Branch Details

Queen and Creek Sts

Account Details

NAMELESS PTY LTD A.C.N. 062 318 736
 AS TRUSTEE FOR
 THE SHERLOCK SUPERANNUATION FUND
Branch No. (BSB) 014-002
Account No 4986-59821

Please retain this statement for taxation purposes.

Date	Transaction Details	Withdrawals (\$)	Deposits (\$)	Balance (\$)
2017				
29 SEP	OPENING BALANCE			2,159.84
02 OCT	ANZ INTERNET BANKING FUNDS TFER TRANSFER 525117 TO 014002210227107	2,159.00		0.84
03 OCT	TRANSFER FROM SENTINEL DISTRIB COUNTRYWIDE		6,216.34	6,217.18
	TRANSFER FROM SENTINEL PROPERT SENTINEL HOMEMAKER		791.67	7,008.85
04 OCT	TRANSFER FROM SENTINEL DFO CAIRNS		291.67	7,300.52
	TRANSFER FROM SPG DISTRIBU HEALTH TRUST		48,206.86	55,507.38
	TRANSFER FROM BOURKE STREET CH SENTINEL BOURKE ST		72,760.00	128,267.38
	ANZ INTERNET BANKING FUNDS TFER TRANSFER 970571 TO 014002210227107	126,975.00		1,292.38
05 OCT	TRANSFER FROM SENTINEL DANDENONG DISTRIBU		1,275.00	2,567.38
	TRANSFER FROM BCC MACKAY DISTRIBUTION		1,708.33	4,275.71
	ANZ INTERNET BANKING FUNDS TFER TRANSFER 192981 TO ESTELLADAM PTY L	833.33		3,442.38
06 OCT	TRANSFER FROM SENTINEL - CBPT DISTRIBUTION		2,083.33	5,525.71
09 OCT	TRANSFER FROM BANK OF QLD SENTINEL INCOME DI		1,020.83	6,546.54
	TRANSFER FROM SENTINEL DISTRIB CITILINK DIST		4,143.75	10,690.29
	TRANSFER FROM SENTINEL INFRAS T AIRLIE BEACH		898.33	11,588.62
TOTALS AT END OF PAGE		\$129,967.33	\$139,396.11	\$11,588.62

M002848 / S0000001 / 1009467

Item No 55732 02/20/14 W/238702

Date	Transaction Details	Withdrawals (\$)	Deposits (\$)	Balance (\$)
09 OCT	TRANSFER FROM SENTINEL IPSWICH SENTINEL IPSWICH		2,041.67	13,630.29
	ANZ INTERNET BANKING FUNDS TFER TRANSFER 834935 TO 014002210227107 EFFECTIVE DATE 07 OCT 2017	5,525.00		8,105.29
10 OCT	ANZ INTERNET BANKING FUNDS TFER TRANSFER 989217 TO 014002210227107	8,105.00		0.29
11 OCT	TRANSFER FROM BANK OF QLD TUGGERANONG DISTRI		468.75	469.04
12 OCT	TRANSFER FROM NORTHPOINT SENTINEL DIST		5,250.00	5,719.04
13 OCT	TRANSFER FROM SENTINEL DISTRIB REGIONAL OFFICE		11,875.00	17,594.04
16 OCT	TRANSFER FROM SENTINEL ROBINA OFFICE		395.83	17,989.87
	TRANSFER FROM SENTINEL PAGET DISTRIBUTION		1,866.67	19,856.54
	ANZ INTERNET BANKING FUNDS TFER TRANSFER 676464 TO 014002210227107 EFFECTIVE DATE 14 OCT 2017	17,594.00		2,262.54
19 OCT	TRANSFER FROM BANK OF QLD SENTINEL INDUSTRIA		791.67	3,054.21
	TRANSFER FROM BANK OF QLD SENTINEL INDUSTRIA		4,354.17	7,408.38
	TRANSFER FROM SENTINEL TUGGERA SENTINEL TUGGERAH		1,000.00	8,408.38
20 OCT	TRANSFER FROM SPG DISTRIBUTION HEALTH TRUST		4,822.80	13,231.18
	ANZ INTERNET BANKING FUNDS TFER TRANSFER 618254 TO 014002210227107	5,156.13		8,075.05
	ANZ INTERNET BANKING FUNDS TFER TRANSFER 429895 TO 014002210227107	6,408.38		1,666.67
23 OCT	ANZ INTERNET BANKING FUNDS TFER TRANSFER 978732 FROM 210227107 EFFECTIVE DATE 22 OCT 2017		4.09	1,670.76
	ANZ INTERNET BANKING FUNDS TFER TRANSFER 494870 FROM 210227107		25,000.00	26,670.76
	ANZ INTERNET BANKING FUNDS TFER TRANSFER 898767 TO ESTELLADAM PTY L EFFECTIVE DATE 22 OCT 2017	1,666.67		25,004.09
	ANZ INTERNET BANKING FUNDS TFER TRANSFER 495916 TO RUSSELLS SOLICITORS L	25,000.00		4.09
26 OCT	ANZ INTERNET BANKING FUNDS TFER TRANSFER 541698 FROM 210227107		3,300.00	3,304.09
27 OCT	TRANSFER FROM BOURKE STREET CH SENTINEL BOURKE ST		18,000.00	21,304.09
	TRANSFER FROM SPRINGWOOD CHEQU DISTRIBUTION		1,150.00	22,454.09
	001269	2,989.00		19,465.09
	001270	254.00		19,211.09
	ANZ INTERNET BANKING FUNDS TFER TRANSFER 421112 TO 014002210227107	19,000.00		211.09
30 OCT	TRANSFER FROM SENTINEL PAGET - PAGET SENTINEL		1,004.17	1,215.26
TOTALS AT END OF PAGE		\$91,698.18	\$81,324.82	\$1,215.26
TOTALS AT END OF PERIOD		\$221,665.51	\$220,720.93	\$1,215.26

M002848 / S000001 / 1009468

Important Information:

You may have noticed that your account is now referred to simply as Premium Cash Management. This is a name change only, there are no changes to your account features or the way you bank with us.



Premium Cash Management Statement

Enquiries 13 13 14
 Lost/Stolen cards 1800 033 844
 Website & Internet Banking www.anz.com



000104

THE DIRECTORS
 NAMELESS PTY LTD
 21 FEWINGS ST
 TOOWONG QLD 4066
 AUSTRALIA

Statement Summary

Opening balance	\$1,215.26
Total deposits	\$624,966.97
Total withdrawals	\$626,166.00
Closing balance	\$16.23
Statement starts	30/10/2017
Statement ends	30/11/2017
Statement number	158

Branch Details

Queen and Creek Sts

Account Details

NAMELESS PTY LTD A.C.N. 062 318 736
 AS TRUSTEE FOR
 THE SHERLOCK SUPERANNUATION FUND
Branch No. (BSB) 014-002
Account No 4986-59821

Please retain this statement for taxation purposes.

Date	Transaction Details	Withdrawals (\$)	Deposits (\$)	Balance (\$)
2017				
30 OCT	OPENING BALANCE			1,215.26
31 OCT	ANZ INTERNET BANKING FUNDS TFER TRANSFER 986991 TO 014002210227107	1,215.00		0.26
	CREDIT INTEREST PAID		0.12	0.38
02 NOV	TRANSFER FROM SENTINEL PROPERT SENTINEL HOME MAKER		791.67	792.05
03 NOV	TRANSFER FROM SENTINEL DISTRIB COUNTRYWIDE		6,216.34	7,008.39
	ANZ INTERNET BANKING FUNDS TFER TRANSFER 883618 TO 014002210227107	7,008.00		0.39
06 NOV	TRANSFER FROM SENTINEL DFO CAIRNS		291.67	292.06
	TRANSFER FROM SENTINEL DANDENONG DISTRIBU		1,275.00	1,567.06
	TRANSFER FROM BCC MACKAY DISTRIBUTION		1,708.33	3,275.39
	TRANSFER FROM SENTINEL - CBPT DISTRIBUTION		2,083.33	5,358.72
07 NOV	ANZ INTERNET BANKING FUNDS TFER TRANSFER 505506 FROM 210227107		833.00	6,191.72
	ANZ INTERNET BANKING FUNDS TFER TRANSFER 505062 FROM 210227107		393,900.00	400,091.72
	TRANSFER FROM SENTINEL DISTRIB CITILINK DIST		4,143.75	404,235.47
	TRANSFER FROM SENTINEL INFRAST AIRLIE BEACH		898.33	405,133.80
	ANZ INTERNET BANKING FUNDS TFER TRANSFER 504867 TO 014002210227107	10,400.00		394,733.80
TOTALS AT END OF PAGE		\$18,623.00	\$412,141.54	\$394,733.80

M005929 / S000001 / 1018715

Item No. 55722 02/2014 W.038700

Date	Transaction Details	Withdrawals (\$)	Deposits (\$)	Balance (\$)
09 NOV	TRANSFER FROM BANK OF QLD SENTINEL INCOME DI		1,020.83	395,754.63
	TRANSFER FROM SENTINEL IPSWICH SENTINEL IPSWICH 001271 <i>Courthouse</i>	242,400.00	2,041.67	397,796.30
	001272	151,500.00		155,396.30
10 NOV	TRANSFER FROM BANK OF QLD TUGGERANONG DISTRI		468.75	3,896.30
13 NOV	ANZ INTERNET BANKING FUNDS TFER TRANSFER 711749 FROM 210227107		131,256.00	4,365.05
	TRANSFER FROM NORTHPOINT SENTINEL DIST		5,250.00	135,621.05
	TRANSFER FROM SENTINEL DISTRIB REGIONAL OFFICE		11,875.00	140,871.05
	ANZ INTERNET BANKING FUNDS TFER TRANSFER 711269 TO ESTELLADAM PTY L	833.33		152,746.05
14 NOV	ANZ INTERNET BANKING FUNDS TFER TRANSFER 445977 FROM 498909819		24,000.00	151,912.72
	ANZ INTERNET BANKING FUNDS TFER TRANSFER 445754 FROM 498909819		25,000.00	175,912.72
15 NOV	001273	200,000.00		200,912.72
16 NOV	TRANSFER FROM SENTINEL ROBINA OFFICE		395.83	912.72
	TRANSFER FROM SENTINEL PAGET DISTRIBUTION		1,866.67	1,308.55
	ANZ INTERNET BANKING FUNDS TFER TRANSFER 792048 TO 014002210227107	912.00		3,175.22
20 NOV	TRANSFER FROM BANK OF QLD SENTINEL INDUSTRIA		6,480.86	2,263.22
	TRANSFER FROM SENTINEL TUGGERA SENTINEL TUGGERAH		1,000.00	8,744.08
22 NOV	ANZ INTERNET BANKING FUNDS TFER TRANSFER 752052 TO ESTELLADAM PTY L	1,666.67		9,744.08
23 NOV	ANZ INTERNET BANKING FUNDS TFER TRANSFER 261597 TO 014002210227107	8,077.00		8,077.41
27 NOV	TRANSFER FROM SPRINGWOOD CHEQU DISTRIBUTION		1,150.00	0.41
29 NOV	TRANSFER FROM SENTINEL PAGET - PAGET SENTINEL		1,004.17	1,150.41
30 NOV	ANZ INTERNET BANKING FUNDS TFER TRANSFER 301500 TO 014002210227107	2,154.00		2,154.58
	CREDIT INTEREST PAID		15.65	0.58

TOTALS AT END OF PAGE	\$607,543.00	\$212,825.43	\$16.23
------------------------------	---------------------	---------------------	----------------

TOTALS AT END OF PERIOD	\$626,166.00	\$624,966.97	\$16.23
--------------------------------	---------------------	---------------------	----------------

This statement includes	
Interest earned on deposits	\$15.77

Your fee summary details are listed below:

Fees Charged for period: 30 SEP 2017 to 31 OCT 2017

Summary of ANZ Transaction fees	Transactions			Fee per transaction (\$)	Total Charge (\$)
	Total	Free	Additional		
TRANSACTION FEES					
CHEQUE WITHDRAWAL	2	2	0	0.50	0.00
Total Transaction Fees					\$0.00

Please note: Overseas transaction fees, overseas ATM fees and non ANZ ATM operator fees not included

M005929 / S000001 / 1018716



Premium Cash Management Statement

Enquiries 13 13 14
 Lost/Stolen cards 1800 033 844
 Website & Internet Banking www.anz.com



005856

THE DIRECTORS
 NAMELESS PTY LTD
 21 FEWINGS ST
 TOOWONG QLD 4066
 AUSTRALIA

Statement Summary

Opening balance	\$16.23
Total deposits	\$267,144.22
Total withdrawals	\$266,156.00
Closing balance	\$1,004.45
Statement starts	30/11/2017
Statement ends	29/12/2017
Statement number	159

Branch Details

Queen and Creek Sts

Account Details

NAMELESS PTY LTD A.C.N. 062 318 736
 AS TRUSTEE FOR
 THE SHERLOCK SUPERANNUATION FUND
 Branch No. (BSB) 014-002
 Account No 4986-59821

Please retain this statement for taxation purposes.

Date	Transaction Details	Withdrawals (\$)	Deposits (\$)	Balance (\$)
2017				
30 NOV	OPENING BALANCE			16.23
04 DEC	TRANSFER FROM SENTINEL DFO CAIRNS		291.67	307.90
	TRANSFER FROM SENTINEL DISTRIB COUNTRYWIDE		8,216.34	8,524.24
	TRANSFER FROM SENTINEL PROPERT SENTINEL HOMEMAKER		791.67	9,315.91
05 DEC	TRANSFER FROM SENTINEL DANDENONG DISTRIBU		1,275.00	10,590.91
	TRANSFER FROM BCC MACKAY DISTRIBUTION		1,708.33	12,299.24
	ANZ INTERNET BANKING FUNDS TFER TRANSFER 609980 TO ESTELLADAM PTY L	833.33		11,465.91
	ANZ INTERNET BANKING FUNDS TFER TRANSFER 953488 TO 014002210227107	8,482.00		2,983.91
06 DEC	TRANSFER FROM SENTINEL - CBPT DISTRIBUTION		2,083.33	5,067.24
	ANZ INTERNET BANKING FUNDS TFER TRANSFER 620124 TO 014002210227107	2,983.00		2,084.24
07 DEC	TRANSFER FROM SENTINEL DISTRIB CITILINK DIST		4,143.75	6,227.99
	TRANSFER FROM SENTINEL INFRAST AIRLIE BEACH		898.33	7,126.32
08 DEC	ANZ INTERNET BANKING FUNDS TFER TRANSFER 237417 FROM 210227107		25,000.00	32,126.32
	ANZ INTERNET BANKING FUNDS TFER TRANSFER 236750 TO 014002210227107	7,126.00		25,000.32
	ANZ INTERNET BANKING FUNDS TFER TRANSFER 238362 TO 014002498909819	25,000.00		0.32
TOTALS AT END OF PAGE		\$44,424.33	\$44,408.42	\$0.32

M007712 / S000001 / 1023461

Item No. 55732 02 2014 W238702

Date	Transaction Details	Withdrawals (\$)	Deposits (\$)	Balance (\$)
11 DEC	TRANSFER FROM BANK OF QLD TUGGERANONG DISTRI		468.75	469.07
	TRANSFER FROM BANK OF QLD SENTINEL INCOME DI		1,020.83	1,489.90
	TRANSFER FROM SENTINEL IPSWICH SENTINEL IPSWICH		2,041.67	3,531.57
12 DEC	TRANSFER FROM NORTHPOINT SENTINEL DIST		5,250.00	8,781.57
	ANZ INTERNET BANKING FUNDS TFER TRANSFER 934805 TO 014002210227107	3,531.00		5,250.57
13 DEC	TRANSFER FROM SENTINEL DISTRIB REGIONAL OFFICE		11,875.00	17,125.57
	ANZ INTERNET BANKING FUNDS TFER TRANSFER 506614 TO 014002210227107	5,250.00		11,875.57
14 DEC	ANZ INTERNET BANKING FUNDS TFER TRANSFER 414766 TO 014002210227107	11,875.00		0.57
18 DEC	TRANSFER FROM SENTINEL ROBINA OFFICE		1,583.33	1,583.90
	TRANSFER FROM SENTINEL PAGET DISTRIBUTION		1,866.67	3,450.57
19 DEC	TRANSFER FROM SENTINEL DISTRIB INDUSTRIAL DIST		7,355.30	10,805.87
	ANZ INTERNET BANKING FUNDS TFER TRANSFER 446383 TO 014002210227107	10,805.00		0.87
20 DEC	ANZ INTERNET BANKING FUNDS TFER TRANSFER 100462 FROM 210227107		5,000.00	5,000.87
	ANZ INTERNET BANKING FUNDS TFER TRANSFER 866946 FROM 210227107 001275	29,500.00	26,700.00	31,700.87
22 DEC	TRANSFER FROM SENTINEL DANDENONG SETTLEME		157,420.00	159,620.87
	ANZ INTERNET BANKING FUNDS TFER TRANSFER 231881 TO ESTELLADAM PTY L	1,666.67		157,954.20
	ANZ INTERNET BANKING FUNDS TFER TRANSFER 826169 TO 014002210227107	157,954.00		0.20
27 DEC	TRANSFER FROM SPRINGWOOD CHEQU DISTRIBUTION		1,150.00	1,150.20
28 DEC	ANZ INTERNET BANKING FUNDS TFER TRANSFER 229610 TO 014002210227107	1,150.00		0.20
29 DEC	TRANSFER FROM SENTINEL PAGET - PAGET SENTINEL		1,004.17	1,004.37
	CREDIT INTEREST PAID		0.08	1,004.45
TOTALS AT END OF PAGE		\$221,731.67	\$222,735.80	\$1,004.45
TOTALS AT END OF PERIOD		\$266,156.00	\$267,144.22	\$1,004.45

This statement includes	
Interest earned on deposits	\$0.08

Your fee summary details are listed below:

Fees Charged for period: 01 DEC 2017 to 29 DEC 2017

Summary of ANZ Transaction fees	Transactions			Fee per transaction (\$)	Total Charge (\$)
	Total	Free	Additional		
TRANSACTION FEES					
CHEQUE WITHDRAWAL	1	1	0	0.50	0.00
Total Transaction Fees					\$0.00

Please note: Overseas transaction fees, overseas ATM fees and non ANZ ATM operator fees not included

M007712 / S0000001 / 1023462



Premium Cash Management Statement

Enquiries 13 13 14
 Lost/Stolen cards 1800 033 844
 Website & Internet Banking www.anz.com



003922

THE DIRECTORS
 NAMELESS PTY LTD
 21 FEWINGS ST
 TOOWONG QLD 4066
 AUSTRALIA

Statement Summary

Opening balance	\$1,004.45
Total deposits	\$367,139.14
Total withdrawals	\$365,710.00
Closing balance	\$2,433.59
Statement starts	29/12/2017
Statement ends	30/01/2018
Statement number	160

Branch Details

Queen and Creek Sts

Account Details

NAMELESS PTY LTD A.C.N. 062 318 736
 AS TRUSTEE FOR
 THE SHERLOCK SUPERANNUATION FUND
Branch No. (BSB) 014-002
Account No 4986-59821

Please retain this statement for taxation purposes.

Date	Transaction Details	Withdrawals (\$)	Deposits (\$)	Balance (\$)
2017				
29 DEC	OPENING BALANCE			1,004.45
2018				
02 JAN	TRANSFER FROM SENTINEL PROPERT SENTINEL HOMEMAKER		791.67	1,796.12
03 JAN	TRANSFER FROM SENTINEL DISTRIB COUNTRYWIDE ANZ INTERNET BANKING FUNDS TFER TRANSFER 648597 TO 014002210227107	1,796.00	8,216.34	10,012.46
04 JAN	TRANSFER FROM SENTINEL DFO CAIRNS		291.67	8,508.13
05 JAN	TRANSFER FROM BCC MACKAY DISTRIBUTION ANZ INTERNET BANKING FUNDS TFER TRANSFER 802511 TO ESTELLADAM PTY L ANZ INTERNET BANKING FUNDS TFER TRANSFER 163937 TO 014002210227107	833.33 7,674.00	1,708.33	10,216.46
08 JAN	TRANSFER FROM SENTINEL - CBPT DISTRIBUTION TRANSFER FROM SENTINEL DISTRIB CITILINK DIST TRANSFER FROM SENTINEL INFRASST AIRLIE BEACH		2,083.33 4,143.75 898.33	3,792.46 7,936.21 8,834.54
09 JAN	TRANSFER FROM BANK OF QLD SENTINEL INCOME DI TRANSFER FROM SENTINEL IPSWICH SENTINEL IPSWICH ANZ INTERNET BANKING FUNDS TFER TRANSFER 596803 TO 014002210227107	8,834.00	1,020.83 2,041.67	9,855.37 11,897.04 3,063.04
11 JAN	TRANSFER FROM BANK OF QLD TUGGERANONG DISTRI		468.75	3,531.79
TOTALS AT END OF PAGE		\$19,137.33	\$21,664.67	\$3,531.79

M002361 / S000001 / 1008039

Form No. 55733 02/2014 W1238703

Date	Transaction Details	Withdrawals (\$)	Deposits (\$)	Balance (\$)
15 JAN	TRANSFER FROM NORTHPOINT SENTINEL DIST		5,250.00	8,781.79
	TRANSFER FROM SENTINEL DISTRIB REGIONAL OFFICE		11,875.00	20,656.79
	ANZ INTERNET BANKING FUNDS TFER TRANSFER 297264 TO 014002210227107 EFFECTIVE DATE 13 JAN 2018	3,531.00		17,125.79
16 JAN	TRANSFER FROM SENTINEL ROBINA OFFICE		1,583.33	18,709.12
	TRANSFER FROM SENTINEL PAGET DISTRIBUTION		1,866.67	20,575.79
	TRANSFER FROM HOMEMAKER TRUST SENTINEL HOMEMAKER		25,000.00	45,575.79
	ANZ INTERNET BANKING FUNDS TFER TRANSFER 563421 TO 014002210227107	17,125.00		28,450.79
17 JAN	ANZ INTERNET BANKING FUNDS TFER TRANSFER 272936 TO 014002210227107	28,450.00		0.79
19 JAN	TRANSFER FROM SENTINEL DISTRIB INDUSTRIAL DIST		7,355.30	7,356.09
22 JAN	ANZ INTERNET BANKING FUNDS TFER TRANSFER 512915 TO ESTELLADAM PTY L	1,666.67		5,689.42
	ANZ INTERNET BANKING FUNDS TFER TRANSFER 382929 TO 014002210227107 EFFECTIVE DATE 21 JAN 2018	5,300.00		389.42
23 JAN	TRANSFER FROM SENTINEL IPSWICH SENTINEL IPSWICH		290,000.00	290,389.42
	ANZ INTERNET BANKING FUNDS TFER TRANSFER 543796 TO 014002210227107	25,000.00		265,389.42
24 JAN	ANZ INTERNET BANKING FUNDS TFER TRANSFER 937175 FROM 210227107		390.00	265,779.42
25 JAN	001277	265,500.00		279.42
29 JAN	TRANSFER FROM SENTINEL PAGET - PAGET SENTINEL		1,004.17	1,283.59
	TRANSFER FROM SPRINGWOOD CHEQU DISTRIBUTION		1,150.00	2,433.59
TOTALS AT END OF PAGE		\$346,572.67	\$345,474.47	\$2,433.59
TOTALS AT END OF PERIOD		\$365,710.00	\$367,139.14	\$2,433.59

Important information

Please check the entries and call 13 13 14 regarding any errors on this statement.

All entries generated are subject to authorisation and verification and if necessary, adjustments will appear on a later statement.

If you have a complaint or unresolved issue with ANZ's product or service please call our National Feedback Line 1800 805 154 and advise us. Further information in relation to ANZ's dispute resolution process and this product (including details of benefits or fees and charges) is available on request and you can access this information by reviewing the Terms and Conditions, and Fees and Charges brochures which can be found at www.anz.com or by calling 13 13 14.

M002361 / S000001 / 1008040



PREMIUM CASH MANAGEMENT STATEMENT

STATEMENT NUMBER 161

30 JANUARY 2018 TO 28 FEBRUARY 2018

037/4623



THE DIRECTORS
NAMELESS PTY LTD
21 FEWINGS ST
TOOWONG QLD 4066
AUSTRALIA

WELCOME TO YOUR ANZ ACCOUNT AT A GLANCE

Account Details

NAMELESS PTY LTD A.C.N. 062 318 736
AS TRUSTEE FOR
THE SHERLOCK SUPERANNUATION FUND

Branch Number (BSB)

014-002

Account Number

4986-59821

Opening Balance:

\$2,433.59

Total Deposits:

\$87,405.45


Total Withdrawals:

\$87,682.93

Closing Balance:

\$2,156.11

060RSP904A162526_MU16_002



0 0 6 3 8 0 4 0 2 3 0 1

498659821_00799 E-4623 S-9858 I-19715

NEED TO GET IN TOUCH?

13 13 14



ANZ Internet Banking
anz.com

1800 033 844

OR

13 13 14



Enquiries: 13 13 14
Lost/Stolen Cards: 1800 033 844

PREMIUM CASH MANAGEMENT STATEMENT

Account Number 4986-59821

Transaction Details

Please retain this statement for taxation purposes

Date	Transaction Details	Withdrawals (\$)	Deposits (\$)	Balance (\$)
2018				
30 JAN	OPENING BALANCE			2,433.59
31 JAN	ANZ INTERNET BANKING FUNDS TFER TRANSFER 599968 FROM 210227107		556.00	2,989.59
31 JAN	CREDIT INTEREST PAID		7.59	2,997.18
01 FEB	TRANSFER FROM SENTINEL DANDENONG SETTLEME		15,300.00	18,297.18
02 FEB	TRANSFER FROM HOMEMAKER TRUST SENTINEL HOMEMAKER		593.75	18,890.93
02 FEB	001276	2,989.00		15,901.93
02 FEB	ANZ INTERNET BANKING FUNDS TFER TRANSFER 423317 TO 014002210227107	15,000.00		901.93
05 FEB	TRANSFER FROM SENTINEL DFO CAIRNS		291.67	1,193.60
05 FEB	TRANSFER FROM BCC MACKAY DISTRIBUTION		1,708.33	2,901.93
05 FEB	TRANSFER FROM SENTINEL DISTRIB COUNTRYWIDE		8,216.34	11,118.27
05 FEB	ANZ INTERNET BANKING FUNDS TFER TRANSFER 172017 TO 014002210227107 EFFECTIVE DATE 04 FEB 2018	901.00		10,217.27
06 FEB	TRANSFER FROM SENTINEL - CBPT DISTRIBUTION		2,083.33	12,300.60
07 FEB	TRANSFER FROM SENTINEL DISTRIB CITILINK DIST		4,143.75	16,444.35
07 FEB	TRANSFER FROM SENTINEL INFRAST AIRLIE BEACH		898.33	17,342.68
08 FEB	ANZ INTERNET BANKING FUNDS TFER TRANSFER 696333 TO 014002210227107	16,503.00		839.68
09 FEB	TRANSFER FROM BANK OF QLD SENTINEL INCOME DI		1,020.83	1,860.51
12 FEB	TRANSFER FROM BANK OF QLD TUGGERANONG DISTRI		468.75	2,329.26
12 FEB	TRANSFER FROM NORTHPOINT SENTINEL DIST		5,250.00	7,579.26
13 FEB	TRANSFER FROM SENTINEL RIV QUAYS INTEREST		52.01	7,631.27
13 FEB	TRANSFER FROM SENTINEL DISTRIB REGIONAL OFFICE		13,854.17	21,485.44
13 FEB	ANZ INTERNET BANKING FUNDS TFER TRANSFER 939832 TO ESTELLADAM PTY L	833.33		20,652.11
13 FEB	ANZ INTERNET BANKING FUNDS TFER TRANSFER 939869 TO 014002210227107	6,745.93		13,906.18
14 FEB	ANZ INTERNET BANKING FUNDS TFER TRANSFER 631962 TO 014002210227107	13,906.00		0.18
16 FEB	TRANSFER FROM SENTINEL ROBINA OFFICE		1,583.33	1,583.51
TOTALS AT END OF PAGE		\$56,878.26	\$56,028.18	

498659821_007399 E-4623 S-9858 1-19716

PREMIUM CASH MANAGEMENT STATEMENT

Account Number 4986-59821

Date	Transaction Details	Withdrawals (\$)	Deposits (\$)	Balance (\$)
16 FEB	TRANSFER FROM SENTINEL PAGET DISTRIBUTION		1,866.67	3,450.18
19 FEB	TRANSFER FROM SENTINEL DISTRIB INDUSTRIAL DIST		7,355.30	10,805.48
19 FEB	TRANSFER FROM SENTINEL IPSWICH SENTINEL IPSWICH		20,000.00	30,805.48
22 FEB	ANZ INTERNET BANKING FUNDS TFER TRANSFER 340095 TO ESTELLADAM PTY L	1,666.67		29,138.81
22 FEB	ANZ INTERNET BANKING FUNDS TFER TRANSFER 634304 TO 014002210227107	29,138.00		0.81
27 FEB	TRANSFER FROM SPRINGWOOD CHEQU DISTRIBUTION		1,150.00	1,150.81
28 FEB	TRANSFER FROM SENTINEL PAGET - PAGET SENTINEL		1,004.17	2,154.98
28 FEB	CREDIT INTEREST PAID		1.13	2,156.11
TOTALS AT END OF PAGE		\$30,804.67	\$31,377.27	
TOTALS AT END OF PERIOD		\$87,682.93	\$87,405.45	\$2,156.11

This Statement Includes

Interest earned on deposits	\$8.72
-----------------------------	--------

Fee Summary

Fees Charged for period: 30 DEC 2017 to 31 JAN 2018

Summary of ANZ Transaction Fees

	Transactions		Fee Per Transaction (\$)	Total Charge (\$)
	Total	Free Additional		
Transaction Fees				
CHEQUE WITHDRAWAL	1.00	1.00	0.50	0.00
Total Transaction Fees Charged				\$0.00

Please note: Overseas transaction fees, overseas ATM fees and non ANZ ATM operator fees not included

Fees Charged for period: 01 FEB 2018 to 28 FEB 2018

Summary of ANZ Transaction Fees

	Transactions		Fee Per Transaction (\$)	Total Charge (\$)
	Total	Free Additional		
Transaction Fees				
CHEQUE WITHDRAWAL	1.00	1.00	0.50	0.00
Total Transaction Fees Charged				\$0.00

Please note: Overseas transaction fees, overseas ATM fees and non ANZ ATM operator fees not included



498659821_00799 E-4523 S-9859 I-19717



PREMIUM CASH MANAGEMENT STATEMENT

STATEMENT NUMBER 162
28 FEBRUARY 2018 TO 29 MARCH 2018

037/4693



THE DIRECTORS
NAMELESS PTY LTD
21 FEWINGS ST
TOOWONG QLD 4066
AUSTRALIA

WELCOME TO YOUR ANZ ACCOUNT AT A GLANCE

Account Details

NAMELESS PTY LTD A.C.N. 062 318 736
AS TRUSTEE FOR
THE SHERLOCK SUPERANNUATION FUND

Branch Number (BSB)

014-002

Account Number

4986-59821

Opening Balance:

\$2,156.11

Total Deposits:

\$405,819.48

Total Withdrawals:

\$90,819.38

Closing Balance:

\$317,156.21

089RFP904A055115_MU18_002



498659821_00291 E-4693 S-9764 I-19527

NEED TO GET IN TOUCH?



13 13 14



ANZ Internet Banking
anz.com

OR



Enquiries: 13 13 14
Lost/Stolen Cards: 1800 033 844

PREMIUM CASH MANAGEMENT STATEMENT

Account Number 4986-59821

Transaction Details

Please retain this statement for taxation purposes

Date	Transaction Details	Withdrawals (\$)	Deposits (\$)	Balance (\$)
2018				
28 FEB	OPENING BALANCE			2,156.11
01 MAR	ANZ INTERNET BANKING FUNDS TFER TRANSFER 222117 TO 014002210227107	2,156.00		0.11
02 MAR	TRANSFER FROM HOMEMAKER TRUST SENTINEL HOMEMAKER		593.75	593.86
05 MAR	ANZ INTERNET BANKING FUNDS TFER TRANSFER 386359 FROM 210227107		500.00	1,093.86
05 MAR	TRANSFER FROM SENTINEL DFO CAIRNS		291.67	1,385.53
05 MAR	TRANSFER FROM BCC MACKAY DISTRIBUTION		1,708.33	3,093.86
05 MAR	TRANSFER FROM SENTINEL DISTRIB COUNTRYWIDE		8,216.34	11,310.20
05 MAR	ANZ INTERNET BANKING FUNDS TFER TRANSFER 893026 TO ESTELLADAM PTY L	833.33		10,476.87
06 MAR	TRANSFER FROM SENTINEL - CBPT DISTRIBUTION		2,083.33	12,560.20
06 MAR	ANZ INTERNET BANKING FUNDS TFER TRANSFER 853135 TO 014002210227107	8,000.00		4,560.20
07 MAR	TRANSFER FROM SENTINEL DISTRIB CITILINK DIST		4,143.75	8,703.95
07 MAR	TRANSFER FROM SENTINEL INFRAST AIRLIE BEACH		898.33	9,602.28
07 MAR	001278	1,792.38		7,809.90
09 MAR	TRANSFER FROM BANK OF QLD SENTINEL INCOME DI		1,020.83	8,830.73
09 MAR	ANZ INTERNET BANKING FUNDS TFER TRANSFER 284011 TO MICALIZZI CHARTERED A	2,530.00		6,300.73
09 MAR	ANZ INTERNET BANKING FUNDS TFER TRANSFER 284738 TO 014002210227107	5,279.00		1,021.73
12 MAR	TRANSFER FROM BANK OF QLD TUGGERANONG DISTRI		468.75	1,490.48
12 MAR	TRANSFER FROM NORTHPOINT SENTINEL DIST		5,250.00	6,740.48
13 MAR	TRANSFER FROM SENTINEL DISTRIB REGIONAL OFFICE		13,854.17	20,594.65
13 MAR	ANZ INTERNET BANKING FUNDS TFER TRANSFER 610582 TO 014002210227107	6,740.00		13,854.65
14 MAR	TRANSFER FROM TUGGERAH CHEQUE SENTINEL TUGGERAH		1,860.00	15,714.65
16 MAR	TRANSFER FROM SENTINEL ROBINA OFFICE		1,583.33	17,297.98
16 MAR	TRANSFER FROM SENTINEL PAGET DISTRIBUTION		1,866.67	19,164.65
19 MAR	TRANSFER FROM SENTINEL DISTRIB INDUSTRIAL DIST		9,324.45	28,489.10
TOTALS AT END OF PAGE		\$27,330.71	\$53,663.70	

PREMIUM CASH MANAGEMENT STATEMENT

Account Number 4986-59821

Date	Transaction Details	Withdrawals (\$)	Deposits (\$)	Balance (\$)
22 MAR	ANZ INTERNET BANKING FUNDS TFER TRANSFER 881603 TO ESTELLADAM PTY L	1,666.67		26,822.43
22 MAR	ANZ INTERNET BANKING FUNDS TFER TRANSFER 238947 TO 014002210227107	26,822.00		0.43
27 MAR	ANZ INTERNET BANKING FUNDS TFER TRANSFER 723142 FROM 210227107		35,000.00	35,000.43
27 MAR	TRANSFER FROM SPRINGWOOD CHEQU DISTRIBUTION		1,150.00	36,150.43
28 MAR	001279	35,000.00		1,150.43
29 MAR	ANZ INTERNET BANKING FUNDS TFER TRANSFER 366096 FROM 210227107		315,000.00	316,150.43
29 MAR	TRANSFER FROM SENTINEL PAGET - PAGET SENTINEL		1,004.17	317,154.60
29 MAR	CREDIT INTEREST PAID		1.61	317,156.21
TOTALS AT END OF PAGE		\$63,488.67	\$352,155.78	
TOTALS AT END OF PERIOD		\$90,819.38	\$405,819.48	\$317,156.21

This Statement Includes

Interest earned on deposits	\$1.61
-----------------------------	--------

Fee Summary

Fees Charged for period: 01 MAR 2018 to 29 MAR 2018

Summary of ANZ Transaction Fees

Transaction Fees	Transactions		Fee Per Transaction (\$)	Total Charge (\$)
	Total	Free Additional		
CHEQUE WITHDRAWAL	2.00	2.00	0.50	0.00
Total Transaction Fees Charged				\$0.00

Please note: Overseas transaction fees, overseas ATM fees and non ANZ ATM operator fees not included

Notice something different?

We're introducing a new look for your statement.

You can find out more here www.anz.com/newpersonalstatements

If you haven't already switched off paper statements, log on to ANZ Internet Banking and click on the profile tab to change your statement preferences to Online only.



498659821_00291 E:4693 S:9765 I:19529



PREMIUM CASH MANAGEMENT STATEMENT

STATEMENT NUMBER 163
29 MARCH 2018 TO 30 APRIL 2018

037/5878



THE DIRECTORS
NAMELESS PTY LTD
21 FEWINGS ST
TOOWONG QLD 4066
AUSTRALIA

WELCOME TO YOUR ANZ ACCOUNT AT A GLANCE

Account Details

NAMELESS PTY LTD A.C.N. 062 318 736
AS TRUSTEE FOR
THE SHERLOCK SUPERANNUATION FUND

Branch Number (BSB)

014-002

Account Number

4986-59821

Opening Balance:

\$ 317,156.21

Total Deposits:

\$ 147,090.26

Total Withdrawals:

\$ 463,216.41

Closing Balance:

\$ 1,030.06

121RSP904045516_MU18_002



0 1 2 4 4 0 5 8 7 8 0 1

NEED TO GET IN TOUCH?



ANZ Internet Banking
anz.com

OR



Enquiries: 13 13 14
Lost/Stolen Cards: 1800 033 844

PREMIUM CASH MANAGEMENT STATEMENT

Account Number 4986-59821

Transaction Details

Please retain this statement for taxation purposes

Date	Transaction Details	Withdrawals (\$)	Deposits (\$)	Balance (\$)
2018				
29 MAR	OPENING BALANCE			317,156.21
03 APR	TRANSFER FROM SENTINEL DISTRIB COUNTRYWIDE		8,216.34	325,372.55
04 APR	TRANSFER FROM SENTINEL DFO CAIRNS		291.67	325,664.22
04 APR	TRANSFER FROM HOMEMAKER TRUST SENTINEL HOMEMAKER		593.75	326,257.97
04 APR	001280	315,000.00		11,257.97
05 APR	ANZ INTERNET BANKING FUNDS TFER TRANSFER 194819 FROM 210227107		50,000.00	61,257.97
05 APR	TRANSFER FROM RUTHERFORD CHEQU SENTINEL DISTRIBUT		600.00	61,857.97
05 APR	ANZ INTERNET BANKING FUNDS TFER TRANSFER 601643 TO ESTELLADAM PTY L	833.33		61,024.64
05 APR	ANZ INTERNET BANKING FUNDS TFER TRANSFER 194246 TO 014002210227107	10,424.00		50,600.64
05 APR	ANZ INTERNET BANKING FUNDS TFER TRANSFER 195088 TO 014002498909819	50,000.00		600.64
06 APR	TRANSFER FROM SENTINEL - CBPT DISTRIBUTION		2,083.33	2,683.97
09 APR	TRANSFER FROM BANK OF QLD SENTINEL INCOME DI		1,020.83	3,704.80
09 APR	TRANSFER FROM BCC MACKAY DISTRIBUTION		1,708.33	5,413.13
09 APR	TRANSFER FROM SENTINEL DISTRIB CITILINK DIST		4,143.75	9,556.88
09 APR	TRANSFER FROM SENTINEL INFRAST AIRLIE BEACH		898.33	10,455.21
09 APR	ANZ INTERNET BANKING FUNDS TFER TRANSFER 340017 TO 014002210227107 EFFECTIVE DATE 07 APR 2018	2,683.00		7,772.21
10 APR	ANZ INTERNET BANKING FUNDS TFER TRANSFER 654799 FROM 210227107		10,000.00	17,772.21
10 APR	ANZ INTERNET BANKING FUNDS TFER TRANSFER 654156 TO 014002210227107	7,772.00		10,000.21
10 APR	ANZ INTERNET BANKING FUNDS TFER TRANSFER 655167 TO 014002498909819	10,000.00		0.21
11 APR	TRANSFER FROM BANK OF QLD TUGGERANONG DISTRI		468.75	468.96
13 APR	TRANSFER FROM NORTHPOINT SENTINEL DIST		5,250.00	5,718.96
13 APR	TRANSFER FROM SENTINEL DISTRIB REGIONAL OFFICE		13,854.17	19,573.13
16 APR	ANZ INTERNET BANKING FUNDS TFER TRANSFER 270949 FROM 210227107 EFFECTIVE DATE 14 APR 2018		20,000.00	39,573.13
16 APR	TRANSFER FROM SENTINEL ROBINA OFFICE		1,583.33	41,156.46
TOTALS AT END OF PAGE		\$396,712.33	\$120,712.58	

PREMIUM CASH MANAGEMENT STATEMENT

Account Number 4986-59821

Date	Transaction Details	Withdrawals (\$)	Deposits (\$)	Balance (\$)
16 APR	TRANSFER FROM SENTINEL PAGET DISTRIBUTION		1,866.67	43,023.13
16 APR	ANZ INTERNET BANKING FUNDS TFER TRANSFER 270824 TO 014002210227107 EFFECTIVE DATE 14 APR 2018	19,573.00		23,450.13
16 APR	ANZ INTERNET BANKING FUNDS TFER TRANSFER 271064 TO 014002498909819 EFFECTIVE DATE 14 APR 2018	20,000.00		3,450.13
18 APR	ANZ INTERNET BANKING FUNDS TFER TRANSFER 248857 FROM 210227107		5,000.00	8,450.13
18 APR	001281	2,989.00		5,461.13
18 APR	ANZ INTERNET BANKING FUNDS TFER TRANSFER 248479 TO 014002210227107	3,450.00		2,011.13
18 APR	ANZ INTERNET BANKING FUNDS TFER TRANSFER 249091 TO 014002498909819	5,000.00		2,988.87DR
19 APR	WAIVE: OVERDRAWN FEE EFFECTIVE DATE 18 APR 2018		6.00	2,982.87DR
19 APR	ANZ INTERNET BANKING FUNDS TFER TRANSFER 888827 FROM 498909819		3,000.00	17.13
19 APR	TRANSFER FROM SENTINEL DISTRIB INDUSTRIAL DIST		9,324.45	9,341.58
19 APR	OVERDRAWN FEE EFFECTIVE DATE 18 APR 2018	6.00		9,335.58
23 APR	ANZ INTERNET BANKING FUNDS TFER TRANSFER 417643 TO ESTELLADAM PTY L EFFECTIVE DATE 22 APR 2018	1,666.67		7,668.91
23 APR	ANZ INTERNET BANKING FUNDS TFER TRANSFER 310009 TO 014002498909819 EFFECTIVE DATE 21 APR 2018	3,000.00		4,668.91
24 APR	ANZ INTERNET BANKING FUNDS TFER TRANSFER 706104 TO 014002210227107	4,668.00		0.91
27 APR	TRANSFER FROM SPRINGWOOD CHEQU DISTRIBUTION		1,150.00	1,150.91
30 APR	ANZ INTERNET BANKING FUNDS TFER TRANSFER 993081 FROM 210227107 EFFECTIVE DATE 28 APR 2018		5,000.00	6,150.91
30 APR	TRANSFER FROM SENTINEL PAGET - PAGET SENTINEL		1,004.17	7,155.08
30 APR	ANZ INTERNET BANKING FUNDS TFER TRANSFER 992940 TO 014002210227107 EFFECTIVE DATE 28 APR 2018	1,150.00		6,005.08
30 APR	ANZ INTERNET BANKING FUNDS TFER TRANSFER 993237 TO 014002498909819 EFFECTIVE DATE 28 APR 2018	5,000.00		1,005.08
30 APR	CREDIT INTEREST PAID		26.39	1,031.47
30 APR	DEBIT INTEREST CHARGED	1.41		1,030.06
TOTALS AT END OF PAGE		\$66,504.08	\$26,377.68	
TOTALS AT END OF PERIOD		\$463,216.41	\$147,090.26	\$1,030.06



498659821_08290 E-5878 S-11978 I-23985

PREMIUM CASH MANAGEMENT STATEMENT

Account Number 4986-59821

This Statement Includes

Interest earned on deposits	\$26.39
Interest paid on borrowings	\$1.41

Fee Summary

Fees Charged for period: 30 MAR 2018 to 30 APR 2018

Summary of ANZ Transaction Fees

	Transactions		Fee Per Transaction (\$)	Total Charge (\$)
	Total	Free Additional		
Transaction Fees				
CHEQUE WITHDRAWAL	2.00	2.00	0.50	0.00
Total Transaction Fees Charged				\$0.00

Please note: Overseas transaction fees, overseas ATM fees and non ANZ ATM operator fees not included

Notice something different?

We're introducing a new look for your statement.

You can find out more here www.anz.com/newpersonalstatements

If you haven't already switched off paper statements, log on to ANZ Internet Banking and click on the profile tab to change your statement preferences to Online only.

IMPORTANT INFORMATION

PLEASE CHECK THE ENTRIES AND CALL 13 13 14 REGARDING ANY ERRORS ON THIS STATEMENT.

All entries generated are subject to authorisation and verification and if necessary, adjustments will appear on a later statement.

If you have a complaint or unresolved issue with ANZ's product or service please call our National Feedback Line **1800 805 154** and advise us. Further information in relation to ANZ's dispute resolution process and this product (including details of benefits or fees and charges) is available on request and you can access this information by reviewing the Terms and Conditions, and Fees and Charges brochures which can be found at www.anz.com or by calling **13 13 14**.



PREMIUM CASH MANAGEMENT STATEMENT

STATEMENT NUMBER 164
30 APRIL 2018 TO 30 MAY 2018

037/2043



THE DIRECTORS
NAMELESS PTY LTD
21 FEWINGS ST
TOOWONG QLD 4066
AUSTRALIA

WELCOME TO YOUR ANZ ACCOUNT AT A GLANCE

Account Details

NAMELESS PTY LTD A.C.N. 062 318 736
AS TRUSTEE FOR
THE SHERLOCK SUPERANNUATION FUND

Branch Number (BSB)

014-002

Account Number

4986-59821

Opening Balance:

\$ **1,030.06**

Total Deposits:

\$ **69,549.54**


Total Withdrawals:

\$ **68,738.00**

Closing Balance:

\$ **1,841.60**

151RSP904A040518_MU18_001



498659821_05754 E-2043 S-4386 18769

NEED TO GET IN TOUCH?



ANZ Internet Banking
anz.com

OR



Enquiries: 13 13 14
Lost/Stolen Cards: 1800 033 844

PREMIUM CASH MANAGEMENT STATEMENT

Account Number 4986-59821

Transaction Details

Please retain this statement for taxation purposes

Date	Transaction Details	Withdrawals (\$)	Deposits (\$)	Balance (\$)
2018				
30 APR	OPENING BALANCE			1,030.06
02 MAY	TRANSFER FROM HOMEMAKER TRUST SENTINEL HOMEMAKER		593.75	1,623.81
02 MAY	ANZ INTERNET BANKING FUNDS TFER TRANSFER 472087 TO 014002210227107	1,030.00		593.81
03 MAY	TRANSFER FROM SENTINEL DISTRIB COUNTRYWIDE		8,216.34	8,810.15
04 MAY	ANZ INTERNET BANKING FUNDS TFER TRANSFER 134404 FROM 210227107		50.00	8,860.15
04 MAY	ANZ INTERNET BANKING FUNDS TFER TRANSFER 131963 FROM 210227107		4,000.00	12,860.15
04 MAY	TRANSFER FROM SENTINEL DFO CAIRNS		291.67	13,151.82
04 MAY	ANZ INTERNET BANKING FUNDS TFER TRANSFER 133744 TO 014002210227107	2,000.00		11,151.82
04 MAY	ANZ INTERNET BANKING FUNDS TFER TRANSFER 132282 TO 014002498909819	10,000.00		1,151.82
07 MAY	ANZ INTERNET BANKING FUNDS TFER TRANSFER 364472 TO ESTELLADAM PTY L EFFECTIVE DATE 05 MAY 2018	833.33		318.49
08 MAY	TRANSFER FROM BCC MACKAY DISTRIBUTION		1,708.33	2,026.82
08 MAY	TRANSFER FROM SENTINEL - CBPT DISTRIBUTION		2,083.33	4,110.15
08 MAY	TRANSFER FROM SENTINEL DISTRIB CITILINK DIST		4,143.75	8,253.90
09 MAY	ANZ INTERNET BANKING FUNDS TFER TRANSFER 522327 FROM 210227107		11,000.00	19,253.90
09 MAY	TRANSFER FROM BANK OF QLD SENTINEL INCOME DI		1,020.83	20,274.73
09 MAY	TRANSFER FROM SENTINEL INFRASTR AIRLIE BEACH		934.17	21,208.90
09 MAY	ANZ INTERNET BANKING FUNDS TFER TRANSFER 521997 TO 014002210227107	8,253.00		12,955.90
09 MAY	ANZ INTERNET BANKING FUNDS TFER TRANSFER 522471 TO 014002498909819	11,000.00		1,955.90
10 MAY	TRANSFER FROM BANK OF QLD TUGGERANONG DISTRI		468.75	2,424.65
10 MAY	ANZ INTERNET BANKING FUNDS TFER TRANSFER 213690 TO 014002210227107	1,955.00		469.65
14 MAY	TRANSFER FROM NORTHPOINT SENTINEL DIST		5,250.00	5,719.65
14 MAY	TRANSFER FROM SENTINEL DISTRIB REGIONAL OFFICE		13,854.17	19,573.82
15 MAY	ANZ INTERNET BANKING FUNDS TFER TRANSFER 993301 FROM 210227107		1,000.00	20,573.82
15 MAY	ANZ INTERNET BANKING FUNDS TFER TRANSFER 993717 TO 014002498909819	20,000.00		573.82
	TOTALS AT END OF PAGE	\$55,071.33	\$54,615.09	

498659821_05754 E-20143 S-4385 1-8770

PREMIUM CASH MANAGEMENT STATEMENT

Account Number 4986-59821

Date	Transaction Details	Withdrawals (\$)	Deposits (\$)	Balance (\$)
17 MAY	ANZ INTERNET BANKING FUNDS TFER TRANSFER 606898 FROM 210227107		1,010.00	1,583.82
17 MAY	TRANSFER FROM SENTINEL ROBINA OFFICE		1,583.33	3,167.15
17 MAY	TRANSFER FROM SENTINEL PAGET DISTRIBUTION		1,866.67	5,033.82
17 MAY	ANZ INTERNET BANKING FUNDS TFER TRANSFER 607064 TO 014002498909819	5,000.00		33.82
21 MAY	TRANSFER FROM SENTINEL DISTRIB INDUSTRIAL DIST		9,324.45	9,358.27
22 MAY	ANZ INTERNET BANKING FUNDS TFER TRANSFER 535606 TO ESTELLADAM PTY L	1,666.67		7,691.60
22 MAY	ANZ INTERNET BANKING FUNDS TFER TRANSFER 617469 TO 014002498909819	7,000.00		691.60
28 MAY	TRANSFER FROM SPRINGWOOD CHEQU DISTRIBUTION		1,150.00	1,841.60
TOTALS AT END OF PAGE		\$13,666.67	\$14,934.45	
TOTALS AT END OF PERIOD		\$68,738.00	\$69,549.54	\$1,841.60

Notice something different?

We're introducing a new look for your statement.

You can find out more here www.anz.com/newpersonalstatements

If you haven't already switched off paper statements, log on to ANZ Internet Banking and click on the profile tab to change your statement preferences to Online only.

IMPORTANT INFORMATION

PLEASE CHECK THE ENTRIES AND CALL 13 13 14 REGARDING ANY ERRORS ON THIS STATEMENT.

All entries generated are subject to authorisation and verification and if necessary, adjustments will appear on a later statement.

If you have a complaint or unresolved issue with ANZ's product or service please call our National Feedback Line **1800 805 154** and advise us. Further information in relation to ANZ's dispute resolution process and this product (including details of benefits or fees and charges) is available on request and you can access this information by reviewing the Terms and Conditions, and Fees and Charges brochures which can be found at www.anz.com or by calling **13 13 14**.





PREMIUM CASH MANAGEMENT STATEMENT

STATEMENT NUMBER 165

30 MAY 2018 TO 29 JUNE 2018

037/4335



THE DIRECTORS
NAMELESS PTY LTD
21 FEWINGS ST
TOOWONG QLD 4066
AUSTRALIA

WELCOME TO YOUR ANZ ACCOUNT AT A GLANCE

Account Details

NAMELESS PTY LTD A.C.N. 062 318 736
AS TRUSTEE FOR
THE SHERLOCK SUPERANNUATION FUND

Branch Number (BSB)

014-002

Account Number

4986-59821

Opening Balance:

\$ **1,841.60**

Total Deposits:

\$ **98,575.06**

Total Withdrawals:

\$ **100,403.00**

Closing Balance:

\$ **13.66**

NEED TO GET IN TOUCH?



ANZ Internet Banking
anz.com

OR



Enquiries: 13 13 14
Lost/Stolen Cards: 1800 033 844



PREMIUM CASH MANAGEMENT STATEMENT

Account Number 4986-59821

Transaction Details

Please retain this statement for taxation purposes

Date	Transaction Details	Withdrawals (\$)	Deposits (\$)	Balance (\$)
2018				
30 MAY	OPENING BALANCE			1,841.60
31 MAY	ANZ INTERNET BANKING FUNDS TFER TRANSFER 379772 TO 014002210227107	1,841.00		0.60
31 MAY	CREDIT INTEREST PAID		0.13	0.73
04 JUN	TRANSFER FROM SENTINEL DFO CAIRNS		291.67	292.40
04 JUN	TRANSFER FROM SENTINEL DISTRIB COUNTRYWIDE		8,216.34	8,508.74
04 JUN	TRANSFER FROM HOMEMAKER TRUST SENTINEL HOMEMAKER		593.75	9,102.49
05 JUN	ANZ INTERNET BANKING FUNDS TFER TRANSFER 976121 FROM 210227107		1,841.00	10,943.49
05 JUN	TRANSFER FROM BCC MACKAY DISTRIBUTION		1,708.33	12,651.82
05 JUN	ANZ INTERNET BANKING FUNDS TFER TRANSFER 731212 TO ESTELLADAM PTY L	833.33		11,818.49
05 JUN	ANZ INTERNET BANKING FUNDS TFER TRANSFER 976394 TO 014002498909819	10,000.00		1,818.49
06 JUN	TRANSFER FROM SENTINEL - CBPT DISTRIBUTION		2,083.33	3,901.82
06 JUN	ANZ INTERNET BANKING FUNDS TFER TRANSFER 859935 TO 014002210227107	1,818.00		2,083.82
07 JUN	TRANSFER FROM SENTINEL DISTRIB CITILINK DIST		4,143.75	6,227.57
08 JUN	TRANSFER FROM SENTINEL INFRAST AIRLIE BEACH		934.17	7,161.74
11 JUN	ANZ INTERNET BANKING FUNDS TFER TRANSFER 923310 FROM 210227107 EFFECTIVE DATE 10 JUN 2018		1,818.00	8,979.74
11 JUN	TRANSFER FROM BANK OF QLD TUGGERANONG DISTRI		468.75	9,448.49
11 JUN	TRANSFER FROM BANK OF QLD SENTINEL INCOME DI		1,020.83	10,469.32
12 JUN	TRANSFER FROM NORTHPOINT SENTINEL DIST		5,250.00	15,719.32
12 JUN	ANZ INTERNET BANKING FUNDS TFER TRANSFER 709422 TO 014002498909819	10,000.00		5,719.32
14 JUN	TRANSFER FROM SENTINEL DISTRIB REGIONAL OFFICE		16,625.00	22,344.32
15 JUN	TRANSFER FROM SENTINEL DANDENONG SETTLEME		79.72	22,424.04
15 JUN	ANZ INTERNET BANKING FUNDS TFER TRANSFER 385973 TO 014002210227107	2,344.00		20,080.04
15 JUN	ANZ INTERNET BANKING FUNDS TFER TRANSFER 385476 TO 014002498909819	20,000.00		80.04
18 JUN	TRANSFER FROM SENTINEL ROBINA OFFICE		1,583.33	1,663.37
TOTALS AT END OF PAGE		\$46,836.33	\$46,658.10	

498659821_01519 E-4385 S-9123 1-18246

PREMIUM CASH MANAGEMENT STATEMENT

Account Number 4986-59821

Date	Transaction Details	Withdrawals (\$)	Deposits (\$)	Balance (\$)
18 JUN	TRANSFER FROM SENTINEL PAGET DISTRIBUTION		1,866.67	3,530.04
19 JUN	TRANSFER FROM SENTINEL SPG ROTHWELL		191.08	3,721.12
19 JUN	TRANSFER FROM SENTINEL DISTRIB INDUSTRIAL DIST		9,991.95	13,713.07
21 JUN	ANZ INTERNET BANKING FUNDS TFER TRANSFER 397535 TO 014002498909819	12,000.00		1,713.07
22 JUN	ANZ INTERNET BANKING FUNDS TFER TRANSFER 811519 TO ESTELLADAM PTY L	1,666.67		46.40
25 JUN	TRANSFER FROM RENTAL GUARANTEE JIMBOOMBA SENTINEL		1,371.31	1,417.71
25 JUN	TRANSFER FROM SPRINGWOOD CHEQU DISTRIBUTION		12,000.00	13,417.71
27 JUN	TRANSFER FROM SPRINGWOOD CHEQU DISTRIBUTION		1,150.00	14,567.71
28 JUN	TRANSFER FROM NORTHPOINT ER SENTINEL DIST		22,500.00	37,067.71
29 JUN	ANZ INTERNET BANKING FUNDS TFER TRANSFER 418045 FROM 210227107		2,845.00	39,912.71
29 JUN	ANZ INTERNET BANKING FUNDS TFER TRANSFER 418596 TO 014002498909819	39,900.00		12.71
29 JUN	CREDIT INTEREST PAID		0.95	13.66
TOTALS AT END OF PAGE		\$53,566.67	\$51,916.96	
TOTALS AT END OF PERIOD		\$100,403.00	\$98,575.06	\$13.66

This Statement Includes

Interest earned on deposits	\$1.08
-----------------------------	--------

Yearly Summary	Previous Year to 30/06/2018 (\$)
Interest paid on borrowings	1.41
Interest earned on deposits	59.31

Notice something different?

We're introducing a new look for your statement.

You can find out more here www.anz.com/newpersonalstatements

If you haven't already switched off paper statements, log on to ANZ Internet Banking and click on the profile tab to change your statement preferences to Online only.





t. 07 3733 1660
w. www.sentinelpg.com.au
a. Level 9, 300 Queen St
Brisbane QLD 4001
p. GPO Box 2333
Brisbane QLD 4001

Mackay Retail Trust
2018 Tax Return Information

Part C	Components of Distribution		
	Cash Distribution	Tax paid / Offsets	Taxable Income
<u>Australian Income</u>			
Dividends - Franked amount	0	0	0
Dividends - Unfranked amount	0	0	0
Interest	0	0	0
Other income	0	0	0
Non-Primary Production Income	25,567	0	25,567
<u>Capital gains</u>			
Discount Capital Gains	0		0
CGT concession amount	0		0
Capital Gains - indexation method	0		0
Capital Gains - other method	0		0
Distributed capital gains	0		0
Net Capital Gains	0		0
<u>Foreign Income</u>			
Interest income	0		0
Modified passive income	0		0
Other assessable foreign income	0		0
Assessable foreign income	0		
<u>Other Non-assessable amounts</u>			
Tax-exempted amounts	0		
Tax-free amounts	0		
Tax-deferred amounts	0		
Less TFN amounts withheld / non-resident withholding	0		
Less other expenses	0		
Less distribution owing at year end relating to current year	5,067		
Net Cash distributions	20,500		
<u>Addition capital gains information</u>			
Capital gains- discount method	0		
Capital gains- index method	0		
Capital gains- other method	0		
Total current year capital gain	0		

PLEASE RETAIN THIS STATEMENT FOR INCOME TAX PURPOSES



t. 07 3733 1660
w. www.sentinelpg.com.au
a. Level 9, 300 Queen St
Brisbane QLD 4001
p. GPO Box 2333
Brisbane QLD 4001

Cleveland Business Park Trust
2018 Tax Return Information

Part C	Components of Distribution		
	Cash Distribution	Tax paid / Offsets	Taxable Income
<u>Australian Income</u>			
Dividends - Franked amount	0	0	0
Dividends - Unfranked amount	0	0	0
Interest	0	0	0
Other income	0	0	0
Non-Primary Production Income	29,818	0	29,818
<u>Capital gains</u>			
Discount Capital Gains	0		0
CGT concession amount	0		0
Capital Gains - indexation method	0		0
Capital Gains - other method	0		0
Distributed capital gains	0		0
Net Capital Gains	0		0
<u>Foreign Income</u>			
Interest income	0		0
Modified passive income	0		0
Other assessable foreign income	0		0
Assessable foreign income	0		
<u>Other Non-assessable amounts</u>			
Tax-exempted amounts	0		
Tax-free amounts	0		
Tax-deferred amounts	0		
Less TFN amounts withheld / non-resident withholding	0		
Less other expenses	0		
Less distribution owing at year end relating to current year	4,818		
Net Cash distributions	25,000		
<u>Addition capital gains information</u>			
Capital gains- discount method	0		
Capital gains- index method	0		
Capital gains- other method	0		
Total current year capital gain	0		

PLEASE RETAIN THIS STATEMENT FOR INCOME TAX PURPOSES



t. 07 3733 1660
w. www.sentinelpg.com.au
a. Level 9, 300 Queen St
Brisbane QLD 4001
p. GPO Box 2333
Brisbane QLD 4001

Sentinel Countrywide Retail Trust
2018 Tax Return Information

Part C	Components of Distribution		
	Cash Distribution	Tax paid / Offsets	Taxable Income
<u>Australian Income</u>			
Dividends - Franked amount	0	0	0
Dividends - Unfranked amount	0	0	0
Interest	0	0	0
Other income	0	0	0
Non-Primary Production Income	32,626	0	32,626
<u>Capital gains</u>			
Discount Capital Gains	0		0
CGT concession amount	0		0
Capital Gains - indexation method	0		0
Capital Gains - other method	0		0
Distributed capital gains	0		0
Net Capital Gains	0		0
<u>Foreign Income</u>			
Interest income	0		0
Modified passive income	0		0
Other assessable foreign income	0		0
Assessable foreign income	0		
<u>Other Non-assessable amounts</u>			
Tax-exempted amounts	0		
Tax-free amounts	0		
Tax-deferred amounts	57,970		
Less TFN amounts withheld / non-resident withholding	0		
Less other expenses	0		
Less distribution owing at year end relating to current year	8,216		
Net Cash distributions	82,380		
<u>Addition capital gains information</u>			
Capital gains- discount method	0		
Capital gains- index method	0		
Capital gains- other method	0		
Total current year capital gain	0		

PLEASE RETAIN THIS STATEMENT FOR INCOME TAX PURPOSES



t. 07 3733 1660
 w. www.sentinelpg.com.au
 a. Level 9, 300 Queen St
 Brisbane QLD 4001
 p. GPO Box 2333
 Brisbane QLD 4001

Sentinel Industrial Trust
2018 Tax Return Information

Part C	Components of Distribution		
	Cash Distribution	Tax paid / Offsets	Taxable Income
<u>Australian Income</u>			
Dividends - Franked amount	0	0	0
Dividends - Unfranked amount	0	0	0
Interest	0	0	0
Other income	0	0	0
Non-Primary Production Income	0	0	0
<u>Capital gains</u>			
Discount Capital Gains	0		0
CGT concession amount	0		0
Capital Gains - indexation method	0		0
Capital Gains - other method	0		0
Distributed capital gains	0		0
Net Capital Gains	0		0
<u>Foreign Income</u>			
Interest income	0		0
Modified passive income	0		0
Other assessable foreign income	0		0
Assessable foreign income	0		
<u>Other Non-assessable amounts</u>			
Tax-exempted amounts	0		
Tax-free amounts	0		
Tax-deferred amounts	91,150		
Less TFN amounts withheld / non-resident withholding	0		
Less other expenses	0		
Less distribution owing at year end relating to current year	9,992		
Net Cash distributions	81,158		
<u>Addition capital gains information</u>			
Capital gains- discount method	0		
Capital gains- index method	0		
Capital gains- other method	0		
Total current year capital gain	0		

PLEASE RETAIN THIS STATEMENT FOR INCOME TAX PURPOSES



t. 07 3733 1660
w. www.sentinelpg.com.au
a. Level 9, 300 Queen St
Brisbane QLD 4001
p. GPO Box 2333
Brisbane QLD 4001

Sentinel Homemaker (Open Ended) Trust
2018 Tax Return Information

Part C	Components of Distribution		
	Cash Distribution	Tax paid / Offsets	Taxable Income
<u>Australian Income</u>			
Dividends - Franked amount	0	0	0
Dividends - Unfranked amount	0	0	0
Interest	0	0	0
Other income	0	0	0
Non-Primary Production Income	1,780	0	1,780
<u>Capital gains</u>			
Discount Capital Gains	6,217		6,217
CGT concession amount	6,217		0
Capital Gains - indexation method	0		0
Capital Gains - other method	0		0
Distributed capital gains	12,434		0
Net Capital Gains	0		6,217
<u>Foreign Income</u>			
Interest income	0		0
Modified passive income	0		0
Other assessable foreign income	0		0
Assessable foreign income	0		
<u>Other Non-assessable amounts</u>			
Tax-exempted amounts	0		
Tax-free amounts	0		
Tax-deferred amounts	19,098		
Less TFN amounts withheld / non-resident withholding	0		
Less other expenses	0		
Less distribution owing at year end relating to current year	594		
Net Cash distributions	32,719		
<u>Addition capital gains information</u>			
Capital gains- discount method	12,434		
Capital gains- index method	0		
Capital gains- other method	0		
Total current year capital gain	12,434		

PLEASE RETAIN THIS STATEMENT FOR INCOME TAX PURPOSES

SEQ Homemaker Trust 1
2018 Tax Return Information

Part C	Components of Distribution		
	Cash Distribution	Tax Paid/Offsets	Taxable Income
<u>Australian Income</u>			
Dividends – Franked Amount	0	0	0
Dividends – Unfranked Amount	0	0	0
Interest	0	0	0
Other Income	0	0	0
Non-Primary Production Income	349	0	0
<u>Capital Gains</u>			
Discount Capital Gains	0		0
CGT Concession Amount	0		0
Capital Gains – Indexation Method	0		0
Capital Gains – Other Method	0		0
Distributed Capital Gains	0		0
Net Capital Gains	0		0
<u>Foreign Income</u>			
Interest Income	0		0
Modified Passive Income	0		0
Other Assessable Foreign Income	0		0
Assessable Foreign Income	0		0
<u>Other Non-assessable Amounts</u>			
Tax-exempted Amounts	0		
Tax-free Amounts	0		
Tax-deferred Amounts	0		
Less TFN Amounts Withheld/ Non-resident withholding	0		
Less Other Expenses	0		
Less Distribution owing at year end relating to current year	158		
Net Cash Distributions	191		
<u>Additional Capital Gains Information</u>			
Capital Gains- Discount Method	0		
Capital Gains- Index Method	0		
Capital Gains- Other Method	0		
Total Current Year Capital Gain	0		

PLEASE RETAIN THIS STATEMENT FOR INCOME TAX PURPOSES



t. 07 3733 1660
w. www.sentinelpg.com.au
a. Level 9, 300 Queen St
Brisbane QLD 4001
p. GPO Box 2333
Brisbane QLD 4001

Sentinel Regional Office Trust
2018 Tax Return Information

Part C	Components of Distribution		
	Cash Distribution	Tax paid / Offsets	Taxable Income
<u>Australian Income</u>			
Dividends - Franked amount	0	0	0
Dividends - Unfranked amount	0	0	0
Interest	0	0	0
Other income	0	0	0
Non-Primary Production Income	48,218	0	48,218
<u>Capital gains</u>			
Discount Capital Gains	0		0
CGT concession amount	0		0
Capital Gains - indexation method	0		0
Capital Gains - other method	0		0
Distributed capital gains	0		0
Net Capital Gains	0		0
<u>Foreign Income</u>			
Interest income	0		0
Modified passive income	0		0
Other assessable foreign income	0		0
Assessable foreign income	0		
<u>Other Non-assessable amounts</u>			
Tax-exempted amounts	0		
Tax-free amounts	0		
Tax-deferred amounts	111,699		
Less TFN amounts withheld / non-resident withholding	0		
Less other expenses	0		
Less distribution owing at year end relating to current year	16,625		
Net Cash distributions	143,292		
<u>Addition capital gains information</u>			
Capital gains- discount method	0		
Capital gains- index method	0		
Capital gains- other method	0		
Total current year capital gain	0		

PLEASE RETAIN THIS STATEMENT FOR INCOME TAX PURPOSES

Sherlock Superannuation Fund Investment Movement Report

As at 30 June 2018

Investment	Opening Balance		Additions		Disposals		Accounting Profit/(Loss)	Closing Balance		Market Value
	Units	Cost	Units	Cost	Units	Cost		Units	Cost	
Bank Accounts										
ANZ Business Online Saver 2102-27107		646.65		1,402,153.68		(1,402,800.09)			0.24	0.24
Cash at Bank (ANZ 4986-59821)		0.43		3,462,205.46		(3,462,192.23)			13.66	13.66
		647.08		4,864,359.14		(4,864,992.32)			13.90	13.90
Other Assets										
St Magnus Vineyard Project D4									<i>*Accepted per Query Reply</i>	
	1.00	8,744.17			(1.00)	(745.99)	1,722.41		7,998.18	
		8,744.17				(745.99)	1,722.41		7,998.18	
Shares in Listed Companies (Australian)										
Wesfarmers Limited	86.00	3,456.60	5.00	194.87				D1-1 91.00	3,651.47	4,491.76
		3,456.60		194.87					3,651.47	4,491.76
Units in Unlisted Unit Trusts (Australian)										
"Parklane" Residential Complex, Kangaroo Point							D1-2 & D1-2/1			
		100,000.00		100,000.00					100,000.00	100,000.00
\$-T0011 - Sentinel Cleveland Business Park Trust	200,000.00	270,000.00							200,000.00	270,000.00
Sentinal Ipswich Homemaker Trust	200,000.00	274,000.00				D3-7 (99,708.00)	D1-3 0.00 TO		200,000.00	174,292.00
Sentinel Airlie Beach	100,000.00	108,000.00					D1-5		100,000.00	108,000.00
										246,000.00
										0.00
										112,000.00

Sherlock Superannuation Fund Investment Movement Report

As at 30 June 2018

Investment	Opening Balance		Additions		Disposals			Closing Balance		Market Value
	Units	Cost	Units	Cost	Units	Cost	Accounting Profit/(Loss)	Units	Cost	
Sentinel Bourke Street Retail Trust	200,000.00	356,000.00						200,000.00	356,000.00	0.00
Sentinel Citilink Trust	585,000.00	778,050.00						585,000.00	778,050.00	778,050.00
Sentinel Countrywide Retail Trust	745,960.00	776,698.40	D3-1 240,000.00	242,400.00				985,960.00	1,019,098.40	946,521.60
Sentinel Dandenong	170,000.00	172,828.00						170,000.00	172,828.00	0.00
Sentinel Dfo Cairns Trust	50,000.00	62,500.00						50,000.00	62,500.00	56,000.00
Sentinel Health Trust	400,000.00	400,000.00			D3-2 TO D3-6 (380,000.00)	(400,000.00)	0.00	20,000.00	0.00	0.00
Sentinel Homemaker Trust no 2 - Northpoint (Mackay Homemakers) Trust	450,000.00	742,500.00						450,000.00	742,500.00	742,500.00
Sentinel Homemaker Trust Norwa	100,000.00	113,000.00						100,000.00	113,000.00	95,000.00
Sentinel Industrial Trust	550,000.00	638,000.00	D3-7 TO D3-12 712,141.00	844,600.00				1,262,141.00	1,482,600.00	1,496,899.23
Sentinel Ipswich Homemaker Trust 2			D3-7 200,000.00	74,528.00				200,000.00	74,528.00	0.00
Sentinel Ipswich Homemaker Trust 3			200,000.00	25,180.00				200,000.00	25,180.00	0.00
Sentinel Jimboomba Retail Trust	4,000.00	4,000.00			D2-1 & M1-13 (4,000.00)	(4,000.00)	(4,000.00)		0.00	

Sherlock Superannuation Fund Investment Movement Report

As at 30 June 2018

Investment	Opening Balance		Additions		Disposals			Closing Balance		
	Units	Cost	Units	Cost	Units	Cost	Accounting Profit/(Loss)	Units	Cost	Market Value
Sentinel Mackay Industrial Trust	200,000.00	200,000.00						200,000.00	200,000.00	210,000.00
Sentinel Mackay Retail Trust	200,000.00	362,000.00						200,000.00	362,000.00	186,000.00
Sentinel Menai Trust	500,000.00	500,000.00			(500,000.00)	(500,000.00)	(500,000.00)		0.00	
Sentinel Orange Homemaker Trust	480,000.00	499,200.00						480,000.00	499,200.00	556,800.00
Sentinel Paget Industrial Trust	100,000.00	100,000.00						100,000.00	100,000.00	0.00
Sentinel Puga	100,000.00	102,000.00						100,000.00	102,000.00	103,000.00
SENTINEL REGIONAL OFFICE TRUST	1,500,000.00	1,563,387.48	600,000.00	600,000.00				2,100,000.00	2,163,387.48	2,278,500.00
Sentinel Richlands Industrial Trust	300,000.00	300,000.00			(300,000.00)	(300,000.00)	(300,000.00)		0.00	
Sentinel Robina	50,000.00	50,000.00	150,000.00	151,500.00				200,000.00	201,500.00	186,000.00
Sentinel Rutherford Homemaker Trust	200,000.00	200,000.00						200,000.00	200,000.00	0.00
Sentinel Sarina	322,500.00	322,500.00						322,500.00	322,500.00	316,050.00
Sentinel Springwood Retail Trust	120,000.00	120,000.00						120,000.00	120,000.00	132,000.00

D2-1 TO D2-4

D2-2

D1-17
TO
D1-22

D3-13 TO D3-14

D2-2

D3-15

D1-23
TO
D1-26

Sherlock Superannuation Fund Investment Movement Report

As at 30 June 2018

Investment	Opening Balance		Additions		Disposals		Accounting Profit/(Loss)	Closing Balance		Market Value
	Units	Cost	Units	Cost	Units	Cost		Units	Cost	
Sentinel Tuggerah Industrial Trust	100,000.00	132,000.00						100,000.00	132,000.00	0.00
Sentinel Tuggeranong	50,000.00	72,500.00						50,000.00	72,500.00	72,500.00
Seq Homemaker Trust No 1 (Rothwell)	14,627.00	14,627.00						14,627.00	14,627.00	0.00
	9,233,790.88	2,038,208.00			(1,303,708.00)		(804,000.00)		9,968,290.88	8,613,820.83
	9,246,638.73	6,902,762.01			(6,169,446.31)		(802,277.59)		9,979,954.43	8,618,326.49

D2-1 TO D2-4

D1-27
TO
D1-29

Date: 24/12/2018

Dear Sir/Madam,

Thank you for your enquiry and below is the account balance(s) of your portfolio as of close of business on: 30/06/2018

**WESFARMERS LIMITED
WES ORDINARY FULLY PAID SHARES**

Name	Share Type	Register	Quantity
NAMELESS PTY LTD <SHERLOCK SUPER FUND> *****7774	Issuer Sponsored	WA	91
Total			91

Sincerely,
Computershare

Only Computershare managed holdings are listed.

**“ParkLane” – 6 story residential complex comprising
12 luxury apartments at Kangaroo Point**

Certificate No.: 009

Date of Issue: 20 September 2017

UNITHOLDER’S CERTIFICATE

for

Nameless Pty Ltd ATF The Sherlock

Super Fund

This is certification the Unitholder has been entered in the Register of
Unitholders of the PLKP Absolutely Entitled Trust as the holder of the units
set out below:

Units certified as registered:

Class (abbreviated)	:	Ordinary
Date issued	:	20 September 2017
Numbered from	:	620,001 – 720,000
Number issued	:	100,000
Issue price (\$/unit)	:	\$1.00

Special / additional rights and/or conditions attached on issue of above Unit(s): Yes

(see annexure for details) No



The Peak Partnership
CHARTERED ACCOUNTANTS

D1-2/1

17 Mt Gravatt-Capalaba Road (PO Box 6048)

Upper Mt Gravatt Qld 4122

P: 07 3360 9888 F: 07 3422 0999

www.peakpartnership.com.au

Peak Partnership Pty Ltd ABN 24 064 723 550

Liability limited by a scheme approved under
Professional Standards Legislation



CHARTERED ACCOUNTANTS
AUSTRALIA • NEW ZEALAND

Please sign & Return to:
The Peak Partnership

**PARK LANE KANGAROO POINT ABSOLUTELY ENTITLED TRUST
FINANCIAL STATEMENTS
FOR THE YEAR ENDED 30 JUNE 2018**



The Peak Partnership
CHARTERED ACCOUNTANTS

PARK LANE KANGAROO POINT ABSOLUTELY ENTITLED TRUST

17 Mt Gravatt-Capalaba Road (PO Box 6048)
Upper Mt Gravatt Qld 4122
P: 07 3360 9888 F: 07 3422 0999
www.peakpartnership.com.au
Peak Partnership Pty Ltd ABN 24 064 723 550

CONTENTS

FOR THE YEAR ENDED 30 JUNE 2018

Liability limited by a scheme approved under
Professional Standards Legislation



Compilation report	1
Income statement	2
Balance sheet	3
Notes to the financial statements	4
Declaration	6

PARK LANE KANGAROO POINT ABSOLUTELY ENTITLED TRUST

COMPILATION REPORT

We have compiled the accompanying special purpose financial statements of Park Lane Kangaroo Point Absolutely Entitled Trust which comprise the balance sheet as at 30 June 2018, and the income statement for the year then ended, a summary of significant accounting policies and other explanatory notes. The specific purpose for which the special purpose financial statements have been prepared is to provide information relating to the performance and financial position of the trust that satisfies the information needs of the director of the trustee company and of the unit holders.

The responsibility of the trustee

The director of the trustee company is solely responsible for the information contained in the special purpose financial statements, the reliability, accuracy and completeness of the information and for the determination that the basis of accounting used is appropriate to meet their needs and for the purpose that the financial statements were prepared.

Our responsibility

On the basis of information provided by the director of the trustee company, We have compiled the accompanying special purpose financial statements in accordance with the basis of accounting as described in the notes to the financial statements and APES 315: Compilation of Financial Information.

We have applied our expertise in accounting and financial reporting to compile these financial statements in accordance with the basis of accounting described in the notes to the financial statements. We have complied with the relevant ethical requirements of APES 110 Code of Ethics for Professional Accountants.

Assurance disclaimer

Since a compilation engagement is not an assurance engagement, We are not required to verify the reliability, accuracy or completeness of the information provided to us by management to compile these financial statements. Accordingly, we do not express an audit opinion or a conclusion on these financial statements.

The special purpose financial statements were compiled exclusively for the benefit of the trustee of the trustee company who is responsible for the reliability, accuracy and completeness of the information used to compile them. We do not accept responsibility for the contents of the special purpose financial statements.

Firm	The Peak Partnership
Address	Level 1, 17-19 Mount Gravatt-Capalaba Road Upper Mount Gravatt QLD 4122
Date	14 November 2018

Signed

The Peak Partnership

PARK LANE KANGAROO POINT ABSOLUTELY ENTITLED TRUST
INCOME STATEMENT
FOR THE YEAR ENDED 30 JUNE 2018

	<i>2018</i>	<i>2017</i>
	\$	\$
NET PROFIT (LOSS)	-	-
Retained earnings (accumulated losses) at beginning of the financial year	-	-
RETAINED EARNINGS (ACCUMULATED LOSSES) AT THE END OF THE FINANCIAL YEAR	-	-

The accompanying notes form part of these financial statements.
These statements should be read in conjunction with the attached compilation report of The Peak Partnership.

PARK LANE KANGAROO POINT ABSOLUTELY ENTITLED TRUST
BALANCE SHEET
FOR THE YEAR ENDED 30 JUNE 2018

	<i>Note</i>	<i>2018</i> \$	<i>2017</i> \$
CURRENT ASSETS			
Trade and Other Receivables	3	1,397,051	-
TOTAL CURRENT ASSETS		<u>1,397,051</u>	<u>-</u>
TOTAL ASSETS		<u>1,397,051</u>	<u>-</u>
NET ASSETS		<u><u>1,397,051</u></u>	<u><u>-</u></u>
EQUITY			
Trust Capital		1,397,051	-
TOTAL EQUITY		<u><u>1,397,051</u></u>	<u><u>-</u></u>

2018 MV Calculation:
=Net Assets / Total No of Units
=1,397,051 / 1,397,051
= \$1
=\$1 x 100,000 units
= \$100,000 Market value

The accompanying notes form part of these financial statements.
These statements should be read in conjunction with the attached compilation report of The Peak Partnership.

PARK LANE KANGAROO POINT ABSOLUTELY ENTITLED TRUST
NOTES TO THE FINANCIAL STATEMENTS
FOR THE YEAR ENDED 30 JUNE 2018

The financial statements cover Park Lane Kangaroo Point Absolutely Entitled Trust and have been prepared in accordance with the trust deed to meet the needs of stakeholders and to assist in the preparation of the tax return.

Comparatives are consistent with prior years, unless otherwise stated.

1 Basis of preparation

The unit trust is non-reporting since there are unlikely to be any users who would rely on the general purpose financial statements.

The special purpose financial statements have been prepared in accordance with the significant accounting policies described below and do not comply with any Australian Accounting Standards unless otherwise stated.

The financial statements have been prepared on an accruals basis and are based on historical costs modified, where applicable, by the measurement at fair value of selected non-current assets, financial assets and financial liabilities.

Significant accounting policies adopted in the preparation of these financial statements are presented below and are consistent with prior reporting periods unless otherwise stated.

PARK LANE KANGAROO POINT ABSOLUTELY ENTITLED TRUST
NOTES TO THE FINANCIAL STATEMENTS
FOR THE YEAR ENDED 30 JUNE 2018

	<i>Note</i>	<i>2018</i>	<i>2017</i>
		\$	\$
3 TRADE AND OTHER RECEIVABLES			
CURRENT			
Loans - Parklane Kangaroo Point Pty Ltd		1,397,051	-
		1,397,051	-

These notes should be read in conjunction with the attached compilation report of The Peak Partnership.

PARK LANE KANGAROO POINT ABSOLUTELY ENTITLED TRUST
TRUSTEE'S DECLARATION


The director of the trustee company has determined that the unit trust is not a reporting entity and that this special purpose financial report should be prepared in accordance with the accounting policies described in Note 2 to the financial statements.

The director of the trustee company declares that:

1. The financial statements and notes present fairly the unit trust's financial position as at 30 June 2018 and its performance for the year ended on that date in accordance with the accounting policies described in Note 2 to the financial statements;
2. In the trustee's opinion there are reasonable grounds to believe that the unit trust will be able to pay its debts as and when they become due and payable.

This declaration is made in accordance with a resolution of the trustee.

Director



Warren Ebert

Dated:

07 FEB 2019

Please sign & Return to:
The Peak Partnership

Trust tax return 2018

Page 01 of 04

01/07/2017 to 30/06/2018

Tax file number	<input type="text" value="509 343 372"/>	Other attachments?	<input type="checkbox" value="N"/>
See the Privacy note in the Taxpayer's declaration			
Name of trust	<input type="text" value="Park Lane Kangaroo Point Absolutely Entitled Trust"/>		
Current postal address	<input type="text" value="C/- The Peak Partnership"/> <input type="text" value="PO Box 6048"/> <input type="text" value="UPPER MT GRAVATT"/> <input type="text" value="QLD"/> <input type="text" value="4122"/>		
Full name of the trustee to whom the notices should be sent	<input type="text" value="Ebert Investments Pty Ltd"/> ABN <input type="text"/>		
Type of trust	<input type="checkbox" value="U"/>		
Tax payable by trustee?	<input type="checkbox" value="N"/>	Final tax return	<input type="checkbox" value="N"/>
Electronic funds transfer (EFT)	<input type="checkbox"/>		

Sensitive (when completed)

20 Net Australian income or loss Subtract item 19 from item 15 \$ /
- other than capital gains

21 Capital gains
Did you have a CGT event during the year? **G** **N**

Foreign Income

22 Attributed foreign income
Did you have overseas branch operations or a direct or indirect interest in a foreign trust, foreign company, controlled foreign entity or transferor trust? **S** **N**

26 Total net income or loss /

Overseas transactions / thin capitalisation

29 Overseas transactions
Was the aggregate amount of your transactions or dealings with international related parties (including the value of any property/service transferred or the balance of any loans) greater than \$2 million? **W** **N**

Did the thin capitalisation provisions affect you? **O** **N**

Was any beneficiary who was not a resident of Australia at any time during the year of income presently entitled to a share of the income of the trust? **A** **N**

Transactions with specified countries

Did you directly or indirectly send to, or receive from, one of the countries specified in the instructions, any funds or property; or **C** **N**

Do you have the ability or expectation to control, whether directly or indirectly, the disposition of any funds, property, assets or investments located in, or located elsewhere but controlled or managed from one of those countries?

30 Personal services income
Does your income include an individual's PSI? **N** **N**

Key financial information

2 All current assets	<input checked="" type="checkbox"/> F	1397051
3 Total assets	<input checked="" type="checkbox"/> G	1397051
4 All current liabilities	<input type="checkbox"/> I	0
5 Total liabilities	<input type="checkbox"/> J	0

Business and professional items

Note: It is not an offence not to quote a TFN for a beneficiary. However, TFNs help the ATO to correctly identify each beneficiary's tax records. The ATO is authorised by the *Income Tax Assessment Act 1936* and the *Income Tax Assessment Act 1997* to ask for information in this tax return. We need this information to help administer the tax laws. To make a correct Trustee Beneficiary (TB) statement you must quote the TFN of a resident trustee beneficiary of a closely held trust.

Note: If the trust needs to provide annual reports under the Trustee Beneficiary Rules or the TFN withholding rules you will be able to do so by completing the information in the statement of distribution.

55 Statement of distribution

Total of all distribution statements

Share of income of the trust estate	W <input type="text"/>	Capital gains	F <input type="text"/>
Share of credit for tax w/held - FRW (excl. CGT)	L <input type="text"/>	Share of credit for for. res. CGT withholding	Z <input type="text"/>
Aust. franking credits from a NZ franking co.	N <input type="text"/>	Attributed foreign inc.	G <input type="text"/>
Primary production	A <input type="text"/>	Other assessable foreign source income	H <input type="text"/>
Non-primary production	B <input type="text"/>	For. inc. tax offset	I <input type="text"/>
Credit for tax withheld where ABN not quoted	C <input type="text"/>	NRAS scheme tax offset	R <input type="text"/>
Franked distributions	U <input type="text"/>	Expl. credits distrib.	M <input type="text"/>
Franking credit	D <input type="text"/>	Other refund. tax offsets	X <input type="text"/>
TFN amounts withheld	E <input type="text"/>	ESVCLP tax offset	T <input type="text"/>
Share of cr. for TFN amounts w/held from payments from closely held trusts	O <input type="text"/>	ESVCLP tax offset c/f from prev. year	K <input type="text"/>
		ESIC tax offset	J <input type="text"/>
		ESIC tax offset c/f from previous year	M <input type="text"/>

Small business income tax offset information

Net small business income **Y**

Non-resident beneficiary additional information

s98(3) assessable amt **J** s98(4) assessable amt **K**

TB statement information

Tax preferred amounts **P** Untaxed part of share of net income **Q**

Annual Trustee Payment report information

Distrib. from ordinary or statutory income during income year **S** Total TFN amounts withheld from payments **T**

57 Beneficiary under legal disability who is presently entitled to income from another trust

Was any beneficiary in this trust, who was under a legal disability on 30 June 2018, also presently entitled to a share of the income of another trust? **N**

58 Non-resident trust

Is the trust a non-resident trust? **N**

TAX PAYER'S DECLARATION

Important

Before making this declaration check to ensure that all income has been disclosed and the tax return, all attached schedules and any additional documents are true and correct in every detail. If you are in doubt about any aspect of the tax return, place all the facts before the ATO. The income tax law imposes heavy penalties for false or misleading statements in tax returns.

This declaration must be signed by a trustee or public officer.

Privacy

The ATO is authorised by the *Taxation Administration Act 1953* to request the provision of tax file numbers (TFNs). The ATO will use the TFNs to identify each beneficiary in our records. It is not an offence not to provide the TFNs. However, if the TFNs are not provided, it could increase the chance of delay or error in each beneficiary's assessment.

Taxation law authorises the ATO to collect information including personal information about the person authorised to sign the declaration. For information about your privacy go to ato.gov.au/privacy

DECLARATION:

I declare that the information on this tax return, all attached schedules and any additional documents is true and correct.

Signature



Date

07 FEB 2019

Hours taken to prepare and complete this return

0


Tax agent's declaration: I, The Peak Partnership,

declare that this tax return has been prepared in accordance with information supplied by the taxpayer, that the taxpayer has given me a declaration stating that the information provided to me is true and correct and that the taxpayer has authorised me to lodge the tax return.

Agent's signature



Date



Agent's telephone

07 3360 9888

Client's reference

EBERWJ24

Contact name

Robyn Henshaw

Agent's reference no

75147005

NOTE: THIS PRINT-OUT IS NOT TO BE LODGED WITH THE ATO.

Sensitive (when completed)

PART A

Electronic lodgment declaration (Form P, T, F, SMSF or EX)

This declaration is to be completed where the tax return is to be lodged via an approved ATO electronic channel. It is the responsibility of the taxpayer to retain this declaration for a period of five years after the declaration is made, penalties may apply for failure to do so.

Tax File Number Year of return

Name of Partnership, Trust, Fund or Entity

Total Income/Loss

Total Deductions

Net Income/Loss

Privacy
The ATO is authorised by the Taxation Administration Act 1953 to request the provision of tax file numbers (TFNs). The ATO will use the TFNs to identify each partner or beneficiary or entity in our records. It is not an offence not to provide the TFNs. However, you cannot lodge your tax return electronically if you do not quote your TFN.

Taxation law authorises the ATO to collect information and disclose it to other government agencies, including personal information about the person authorised to sign the declaration. For information about privacy go to ato.gov.au/privacy

The Australian Business Register
The Commissioner of Taxation, as Registrar of the Australian Business Register, may use the ABN and business details which you provide on this tax return to maintain the integrity of the register.

Please refer to the privacy statement on the Australian Business Register (ABR) website (www.abr.gov.au) for further information - it outlines our commitment to safeguarding your details.

Electronic funds transfer - direct debit
Where you have requested an EFT direct debit some of your details will be provided to your financial institution and the Tax Office's sponsor bank to facilitate the payment of your taxation liability from your nominated account.

I authorise my tax agent to electronically transmit this tax return via an approved ATO electronic channel.

Important: Before making this declaration please check to ensure that all income has been disclosed and the tax return is true and correct in every detail. If you are in doubt about any aspect of the tax return, place all the facts before the Tax Office. The tax law provides heavy penalties for false or misleading statements on tax returns.

Declaration: I declare that:

- * all the information I have provided to my registered tax agent for the preparation of this tax return, including any applicable schedules is true and correct, and
- * I authorise the agent to give this document to the Commissioner of Taxation.

Signature of Partner, Trustee or Director



Date

PART D

Tax agent's certificate (shared facilities only)

I, The Peak Partnership declare that:

- * I have prepared this tax return in accordance with the information supplied by the partner, trustee, director or public officer
- * I have received a declaration made by the entity that the information provided to me for the preparation of this tax return is true and correct, and
- * I am authorised by the partner, trustee, director or public officer to lodge this tax return, including any applicable schedules.

Agent's Signature

Date

Agent's phone

07 3360 9888

Client's reference

EBERWJ24

Agent's Contact Name

Robyn Henshaw

Agent's reference number

75147005



t. 07 3733 1660
 w. www.sentinelpg.com.au
 a. Level 9, 300 Queen St
 Brisbane QLD 4001
 p. GPO Box 2333
 Brisbane QLD 4001

Nameless Pty Ltd ATF The Sherlock Super Fund
 21 Fewings Street
 Toowong QLD 4066

01-September-2018

Investor TFN/ABN Held: Yes

The following Tax Return Information Statement, issued by Cleveland Business Park Trust is provided to assist Australian resident taxpayers in completing their tax return.

Cleveland Business Park Trust
2018 Tax Return Information

Units Held at 30 June 2018

200,000

Part A	Summary of 2018 Tax Return (supplementary section) Items	
Tax Return (supplementary section)	Amount	Tax Return Label
Non-Primary Production Income	29,818	13U
Franked Distributions	0	13C
Other deductions relating to distributions	0	13Y
Franking Credits	0	13Q
Credit for TFN amounts withheld	0	13R
Credit for foreign resident withholding or managed	0	13A
Investment trust fund payment amounts withheld	0	
Total current year capital gains	0	18H
Net capital gain	0	18A
Assessable foreign source income	0	20E
Other net foreign income	0	20M
Foreign income tax offsets	0	20O
Rebates	0	24V

Part B	Capital Gain Tax Information	
	Amount	
Additional Information for Item 18		
Capital gains- discounted method	0	
Capital gains- other method	0	
Total current year capital gains	0	
Capital gains tax (CGT) concession amount	0	
Tax-deferred amounts	0	

PLEASE RETAIN THIS STATEMENT FOR INCOME TAX PURPOSES

**Cleveland Business Park Trust
2018 Tax Return Information**

Part C	Components of Distribution		
	Cash Distribution	Tax paid / Offsets	Taxable Income
<u>Australian Income</u>			
Dividends - Franked amount	0	0	0
Dividends - Unfranked amount	0	0	0
Interest	0	0	0
Other income	0	0	0
Non-Primary Production Income	29,818	0	29,818
<u>Capital gains</u>			
Discount Capital Gains	0		0
CGT concession amount	0		0
Capital Gains - indexation method	0		0
Capital Gains - other method	0		0
Distributed capital gains	0		0
Net Capital Gains	0		0
<u>Foreign Income</u>			
Interest income	0		0
Modified passive income	0		0
Other assessable foreign income	0		0
Assessable foreign income	0		
<u>Other Non-assessable amounts</u>			
Tax-exempted amounts	0		
Tax-free amounts	0		
Tax-deferred amounts	0		
Less TFN amounts withheld / non-resident withholding	0		
Less other expenses	0		
Less distribution owing at year end relating to current year	4,818		
Net Cash distributions	25,000		
<u>Addition capital gains information</u>			
Capital gains- discount method	0		
Capital gains- index method	0		
Capital gains- other method	0		
Total current year capital gain	0		

PLEASE RETAIN THIS STATEMENT FOR INCOME TAX PURPOSES

Michael Sherlock
Nameless Pty Ltd ATF The Sherlock Super Fund
21 Fewings Street
Toowong QLD 4066

24th August 2018

Investor TFN/ABN Held: YES

The following Tax Return Information Statement, issued by Sentinel Ipswich Homemaker Trust is provided to assist Australian resident taxpayers in completing their tax return.

Sentinel Ipswich Homemaker Trust
2018 Tax Return Information

Units Held at 30 June 2018

200,000

Part A	Summary of 2018 Tax Return (supplementary section) Items	
Tax return (supplementary Section)	Amount	Tax Return Label
Non - Primary Production Income	0	13U
Franked Distributions	0	13C
Other Deductions Relating to Distributions	0	13Y
Franking Credits	0	13Q
Credit for TFN Amounts Withheld	0	13R
Credit for Foreign Resident Withholding or Managed	0	13A
Investment Trust Fund Payment Amounts Withheld	0	
Total Current Year Capital Gains	144,625	18H
Net Capital Gain	60,938	18A
Assessable Foreign Source Income	0	20E
Other Net Foreign Income	0	20M
Foreign Income Tax Offsets	0	20O
Rebates	0	24V

Part B	Capital Gain Tax Information	
	Amount	
Additional Information for Item 18		
Capital Gains - Discounted Method	144,625	(Grossed up amount)
Capital Gains - Other Method	0	
Total Current Year Capital Gains	144,625	
Capital Gains Tax (CGT) Concession Amount	72,313	
Tax-deferred amounts	79,851	

PLEASE RETAIN THIS STATEMENT FOR INCOME TAX PURPOSES

**Sentinel Ipswich Homemaker Trust
 2018 Tax Return Information**

Part C	Components of Distribution		
	Cash Distribution	Tax Paid/Offsets	Taxable Income
<u>Australian Income</u>			
Dividends – Franked Amount	0	0	0
Dividends – Unfranked Amount	0	0	0
Interest	0	0	0
Other Income	0	0	0
Non-Primary Production Income	0	0	0
<u>Capital Gains</u>			
Discount Capital Gains	60,938		60,938
CGT Concession Amount	72,313		0
Capital Gains – Indexation Method	0		0
Capital Gains – Other Method	0		0
Distributed Capital Gains	133,250		0
Net Capital Gains	0		60,938
<u>Foreign Income</u>			
Interest Income	0		0
Modified Passive Income	0		0
Other Assessable Foreign Income	0		0
Assessable Foreign Income	0		0
<u>Other Non-assessable Amounts</u>			
Tax-exempted Amounts	0		
Tax-free Amounts	0		
Tax-deferred Amounts	79,851		
Less TFN Amounts Withheld/ Non-resident withholding	0		
Less Other Expenses	0		
Less Distribution owing at year end relating to current year	0		
Net Cash Distributions	213,101		
<u>Additional Capital Gains Information</u>			
Capital Gains- Discount Method	144,625		
Capital Gains- Index Method	0		
Capital Gains- Other Method	0		
Total Current Year Capital Gain	144,625		

PLEASE RETAIN THIS STATEMENT FOR INCOME TAX PURPOSES

Backoffis User3

From: Laura Mann <Laura.Mann@sentinelpg.com.au>
Sent: Tuesday, 19 February 2019 10:45 AM
To: Courtney Creevey
Subject: RE: Sherlock Superannuation Fund
Attachments: Sentinel Health Trust - Sentinel Distribution Statement Jul 2017 (8).pdf; Sentinel Health Trust - Sentinel Distribution Statement Sep 2017 (28).pdf; Sentinel Health Trust - Sentinel Distribution Statement Sep 2017 (29).pdf; Sentinel Health Trust - Sentinel Distribution Statement Sep 2017 (30).pdf; Sentinel Health Trust - Sentinel Special Distribution Statement Sep 2017 (18).pdf

Hi Courtney,

1.

Ipswich Homemaker Trust

The Ipswich Homemaker Trust was cloned prior to sale (8 January 2018), no further investment was made, the market value is the same for No 2 and No 3 as No 1.

If you add the net cash distributions across the three tax statements, you will get the total amount paid.

Cost base split (if you require)

Ipswich 1: 63.61%

Ipswich 2: 27.2%

Ipswich 3: 9.19%

Tuggerah Industrial Trust

The asset was sold into the Sentinel Industrial Trust, the Sherlock's elected to roll their investment into SIT as opposed to cashing out.

Paget Industrial Trust

The asset was sold into the Sentinel Industrial Trust, the Sherlock's elected to roll their investment into SIT as opposed to cashing out.

Health Trust

The initial Investment was \$400,000, the proceeds during the 2017-2018 financial year were equal to \$433,029.66.

25/07/2017	Capital Return	\$60,000.00
1/09/2017	Capital Return	\$140,000.00
12/09/2017	Capital Return	\$60,000.00
18/09/2017	Capital Return	\$60,000.00
22/09/2017	Capital Return	\$60,000.00
29/09/2017	Capital Return	\$48,206.86



t. 07 3733 1660
w. www.sentinelpg.com.au
a. Level 9, 300 Queen St
Brisbane QLD 4001
p. GPO Box 2333
Brisbane QLD 4001

Nameless Pty Ltd ATF The Sherlock Super Fund
21 Fewings Street
Toowong QLD 4066

31-August-2018

Investor TFN/ABN Held: Yes

The following Tax Return Information Statement, issued by Sentinel Infrastructure (Airlie Beach) Trust is provided to assist Australian resident taxpayers in completing their tax return.

Sentinel Infrastructure (Airlie Beach) Trust
2018 Tax Return Information

Units Held at 30 June 2018

100,000

Part A	Summary of 2018 Tax Return (supplementary section) Items	
Tax Return (supplementary section)	Amount	Tax Return Label
Non-Primary Production Income	1,461	13U
Franked Distributions	0	13C
Other deductions relating to distributions	0	13Y
Franking Credits	0	13Q
Credit for TFN amounts withheld	0	13R
Credit for foreign resident withholding or managed	0	13A
Investment trust fund payment amounts withheld	0	
Total current year capital gains	0	18H
Net capital gain	0	18A
Assessable foreign source income	0	20E
Other net foreign income	0	20M
Foreign income tax offsets	0	20O
Rebates	0	24V

Part B	Capital Gain Tax Information	
	Amount	
Additional Information for Item 18		
Capital gains- discounted method	0	
Capital gains- other method	0	
Total current year capital gains	0	
Capital gains tax (CGT) concession amount	0	
Tax-deferred amounts	9,391	

PLEASE RETAIN THIS STATEMENT FOR INCOME TAX PURPOSES

**Sentinel Infrastructure (Airlie Beach) Trust
2018 Tax Return Information**

Part C	Components of Distribution		
	Cash Distribution	Tax paid / Offsets	Taxable Income
<u>Australian Income</u>			
Dividends - Franked amount	0	0	0
Dividends - Unfranked amount	0	0	0
Interest	0	0	0
Other income	0	0	0
Non-Primary Production Income	1,461	0	1,461
<u>Capital gains</u>			
Discount Capital Gains	0		0
CGT concession amount	0		0
Capital Gains - indexation method	0		0
Capital Gains - other method	0		0
Distributed capital gains	0		0
Net Capital Gains	0		0
<u>Foreign Income</u>			
Interest income	0		0
Modified passive income	0		0
Other assessable foreign income	0		0
Assessable foreign income	0		
<u>Other Non-assessable amounts</u>			
Tax-exempted amounts	0		
Tax-free amounts	0		
Tax-deferred amounts	9,391		
Less TFN amounts withheld / non-resident withholding	0		
Less other expenses	0		
Net Cash distributions	10,852		
<u>Addition capital gains information</u>			
Capital gains- discount method	0		
Capital gains- index method	0		
Capital gains- other method	0		
Total current year capital gain	0		

PLEASE RETAIN THIS STATEMENT FOR INCOME TAX PURPOSES



t. 07 3733 1660
w. www.sentinelpg.com.au
a. Level 9, 300 Queen St
Brisbane QLD 4001
p. GPO Box 2333
Brisbane QLD 4001

Nameless Pty Ltd ATF The Sherlock Super Fund
21 Fewings Street
Toowong QLD 4066

31-August-2018

Investor TFN/ABN Held: Yes

The following Tax Return Information Statement, issued by Sentinel Bourke Street Retail Trust is provided to assist Australian resident taxpayers in completing their tax return.

Sentinel Bourke Street Retail Trust
2018 Tax Return Information

Units Held at 30 June 2018

200,000

Part A	Summary of 2018 Tax Return (supplementary section) Items	
Tax Return (supplementary section)	Amount	Tax Return Label
Non-Primary Production Income	0	13U
Franked Distributions	0	13C
Other deductions relating to distributions	0	13Y
Franking Credits	0	13Q
Credit for TFN amounts withheld	0	13R
Credit for foreign resident withholding or managed	0	13A
Investment trust fund payment amounts withheld	0	
Total current year capital gains	322,833	18H
Net capital gain	80,123	18A
Assessable foreign source income	0	20E
Other net foreign income	0	20M
Foreign income tax offsets	0	20O
Rebates	0	24V

Part B	Capital Gain Tax Information	
	Amount	
Additional Information for Item 18		
Capital gains- discounted method	322,833	
Capital gains- other method	0	
Total current year capital gains	322,833	
Capital gains tax (CGT) concession amount	161,416	
Tax-deferred amounts	128,346	

PLEASE RETAIN THIS STATEMENT FOR INCOME TAX PURPOSES

**Sentinel Bourke Street Retail Trust
2018 Tax Return Information**

Part C	Components of Distribution		
	Cash Distribution	Tax paid / Offsets	Taxable Income
<u>Australian Income</u>			
Dividends - Franked amount	0	0	0
Dividends - Unfranked amount	0	0	0
Interest	0	0	0
Other income	0	0	0
Non-Primary Production Income	0	0	0
<u>Capital gains</u>			
Discount Capital Gains	80,123		80,123
CGT concession amount	161,416		0
Capital Gains - indexation method	0		0
Capital Gains - other method	0		0
Distributed capital gains	241,539		0
Net Capital Gains	0		80,123
<u>Foreign Income</u>			
Interest income	0		0
Modified passive income	0		0
Other assessable foreign income	0		0
Assessable foreign income	0		
<u>Other Non-assessable amounts</u>			
Tax-exempted amounts	0		
Tax-free amounts	0		
Tax-deferred amounts	128,346		
Less TFN amounts withheld / non-resident withholding	0		
Less other expenses	0		
Net Cash distributions	369,885		
<u>Addition capital gains information</u>			
Capital gains- discount method	322,833		
Capital gains- index method	0		
Capital gains- other method	0		
Total current year capital gain	322,833		

PLEASE RETAIN THIS STATEMENT FOR INCOME TAX PURPOSES



t. 07 3733 1660
 w. www.sentinelpg.com.au
 a. Level 9, 300 Queen St
 Brisbane QLD 4001
 p. GPO Box 2333
 Brisbane QLD 4001

Nameless Pty Ltd ATF The Sherlock Super Fund
 21 Fewings Street
 Toowong QLD 4066

31-August-2018

Investor TFN/ABN Held: Yes

The following Tax Return Information Statement, issued by Sentinel Citilink Trust is provided to assist Australian resident taxpayers in completing their tax return.

Sentinel Citilink Trust
2018 Tax Return Information

Units Held at 30 June 2018

585,000

Part A	Summary of 2018 Tax Return (supplementary section) Items	
Tax Return (supplementary section)	Amount	Tax Return Label
Non-Primary Production Income	16,066	13U
Franked Distributions	0	13C
Other deductions relating to distributions	0	13Y
Franking Credits	0	13Q
Credit for TFN amounts withheld	0	13R
Credit for foreign resident withholding or managed	0	13A
Investment trust fund payment amounts withheld	0	
Total current year capital gains	0	18H
Net capital gain	0	18A
Assessable foreign source income	0	20E
Other net foreign income	0	20M
Foreign income tax offsets	0	20O
Rebates	0	24V

Part B	Capital Gain Tax Information	
	Amount	
Additional Information for Item 18		
Capital gains- discounted method	0	
Capital gains- other method	0	
Total current year capital gains	0	
Capital gains tax (CGT) concession amount	0	
Tax-deferred amounts	33,659	

PLEASE RETAIN THIS STATEMENT FOR INCOME TAX PURPOSES

Sentinel Citilink Trust
2018 Tax Return Information

Part C	Components of Distribution		
	Cash Distribution	Tax paid / Offsets	Taxable Income
<u>Australian Income</u>			
Dividends - Franked amount	0	0	0
Dividends - Unfranked amount	0	0	0
Interest	0	0	0
Other income	0	0	0
Non-Primary Production Income	16,066	0	16,066
<u>Capital gains</u>			
Discount Capital Gains	0		0
CGT concession amount	0		0
Capital Gains - indexation method	0		0
Capital Gains - other method	0		0
Distributed capital gains	0		0
Net Capital Gains	0		0
<u>Foreign Income</u>			
Interest income	0		0
Modified passive income	0		0
Other assessable foreign income	0		0
Assessable foreign income	0		
<u>Other Non-assessable amounts</u>			
Tax-exempted amounts	0		
Tax-free amounts	0		
Tax-deferred amounts	33,659		
Less TFN amounts withheld / non-resident withholding	0		
Less other expenses	0		
Net Cash distributions	49,725		
<u>Addition capital gains information</u>			
Capital gains- discount method	0		
Capital gains- index method	0		
Capital gains- other method	0		
Total current year capital gain	0		

PLEASE RETAIN THIS STATEMENT FOR INCOME TAX PURPOSES



t. 07 3733 1660
w. www.sentinelpg.com.au
a. Level 9, 300 Queen St
Brisbane QLD 4001
p. GPO Box 2333
Brisbane QLD 4001

Nameless Pty Ltd ATF The Sherlock Super Fund
21 Fewings Street
Toowong QLD 4066

31-August-2018

Investor TFN/ABN Held: Yes

The following Tax Return Information Statement, issued by Sentinel Countrywide Retail Trust is provided to assist Australian resident taxpayers in completing their tax return.

Sentinel Countrywide Retail Trust
2018 Tax Return Information

Units Held at 30 June 2018

985,960

Part A	Summary of 2018 Tax Return (supplementary section) Items	
Tax Return (supplementary section)	Amount	Tax Return Label
Non-Primary Production Income	32,626	13U
Franked Distributions	0	13C
Other deductions relating to distributions	0	13Y
Franking Credits	0	13Q
Credit for TFN amounts withheld	0	13R
Credit for foreign resident withholding or managed	0	13A
Investment trust fund payment amounts withheld	0	
Total current year capital gains	0	18H
Net capital gain	0	18A
Assessable foreign source income	0	20E
Other net foreign income	0	20M
Foreign income tax offsets	0	20O
Rebates	0	24V

Part B	Capital Gain Tax Information	
	Amount	
Additional Information for Item 18		
Capital gains- discounted method	0	
Capital gains- other method	0	
Total current year capital gains	0	
Capital gains tax (CGT) concession amount	0	
Tax-deferred amounts	57,970	

PLEASE RETAIN THIS STATEMENT FOR INCOME TAX PURPOSES

**Sentinel Countrywide Retail Trust
2018 Tax Return Information**

Part C	Components of Distribution		
	Cash Distribution	Tax paid / Offsets	Taxable Income
<u>Australian Income</u>			
Dividends - Franked amount	0	0	0
Dividends - Unfranked amount	0	0	0
Interest	0	0	0
Other income	0	0	0
Non-Primary Production Income	32,626	0	32,626
<u>Capital gains</u>			
Discount Capital Gains	0		0
CGT concession amount	0		0
Capital Gains - indexation method	0		0
Capital Gains - other method	0		0
Distributed capital gains	0		0
Net Capital Gains	0		0
<u>Foreign Income</u>			
Interest income	0		0
Modified passive income	0		0
Other assessable foreign income	0		0
Assessable foreign income	0		
<u>Other Non-assessable amounts</u>			
Tax-exempted amounts	0		
Tax-free amounts	0		
Tax-deferred amounts	57,970		
Less TFN amounts withheld / non-resident withholding	0		
Less other expenses	0		
Less distribution owing at year end relating to current year	8,216		
Net Cash distributions	82,380		
<u>Addition capital gains information</u>			
Capital gains- discount method	0		
Capital gains- index method	0		
Capital gains- other method	0		
Total current year capital gain	0		

PLEASE RETAIN THIS STATEMENT FOR INCOME TAX PURPOSES



t. 07 3733 1660
 w. www.sentinelpg.com.au
 a. Level 9, 300 Queen St
 Brisbane QLD 4001
 p. GPO Box 2333
 Brisbane QLD 4001

Nameless Pty Ltd ATF The Sherlock Super Fund
 21 Fewings Street
 Toowong QLD 4066

31-August-2018

Investor TFN/ABN Held: Yes

The following Tax Return Information Statement, issued by Sentinel Dandenong Homemaker Trust is provided to assist Australian resident taxpayers in completing their tax return.

Sentinel Dandenong Homemaker Trust
2018 Tax Return Information

Units Held at 30 June 2018

170,000

Part A	Summary of 2018 Tax Return (supplementary section) Items	
	Amount	Tax Return Label
Tax Return (supplementary section)		
Non-Primary Production Income	2,547	13U
Franked Distributions	0	13C
Other deductions relating to distributions	0	13Y
Franking Credits	0	13Q
Credit for TFN amounts withheld	0	13R
Credit for foreign resident withholding or managed	0	13A
Investment trust fund payment amounts withheld	0	
Total current year capital gains	18,767	18H
Net capital gain	9,383	18A
Assessable foreign source income	0	20E
Other net foreign income	0	20M
Foreign income tax offsets	0	20O
Rebates	0	24V

Part B	Capital Gain Tax Information	
	Amount	
Additional Information for Item 18		
Capital gains- discounted method	18,767	
Capital gains- other method	0	
Total current year capital gains	18,767	
Capital gains tax (CGT) concession amount	9,383	
Tax-deferred amounts	159,136	

PLEASE RETAIN THIS STATEMENT FOR INCOME TAX PURPOSES

**Sentinel Dandenong Homemaker Trust
2018 Tax Return Information**

Part C	Components of Distribution		
	Cash Distribution	Tax paid / Offsets	Taxable Income
<u>Australian Income</u>			
Dividends - Franked amount	0	0	0
Dividends - Unfranked amount	0	0	0
Interest	0	0	0
Other income	0	0	0
Non-Primary Production Income	2,547	0	2,547
<u>Capital gains</u>			
Discount Capital Gains	9,383		9,383
CGT concession amount	9,383		0
Capital Gains - indexation method	0		0
Capital Gains - other method	0		0
Distributed capital gains	18,767		0
Net Capital Gains	0		9,383
<u>Foreign Income</u>			
Interest income	0		0
Modified passive income	0		0
Other assessable foreign income	0		0
Assessable foreign income	0		
<u>Other Non-assessable amounts</u>			
Tax-exempted amounts	0		
Tax-free amounts	0		
Tax-deferred amounts	159,136		
Less TFN amounts withheld / non-resident withholding	0		
Less other expenses	0		
Net Cash distributions	180,450		
<u>Addition capital gains information</u>			
Capital gains- discount method	18,767		
Capital gains- index method	0		
Capital gains- other method	0		
Total current year capital gain	18,767		

PLEASE RETAIN THIS STATEMENT FOR INCOME TAX PURPOSES



t. 07 3733 1660
w. www.sentinelpg.com.au
a. Level 9, 300 Queen St
Brisbane QLD 4001
p. GPO Box 2333
Brisbane QLD 4001

Nameless Pty Ltd ATF The Sherlock Super Fund
21 Fewings Street
Toowong QLD 4066

31-August-2018

Investor TFN/ABN Held: Yes

The following Tax Return Information Statement, issued by Sentinel DFO Cairns Trust is provided to assist Australian resident taxpayers in completing their tax return.

**Sentinel DFO Cairns Trust
2018 Tax Return Information**

Units Held at 30 June 2018 50,000

Part A	Summary of 2018 Tax Return (supplementary section) Items	
Tax Return (supplementary section)	Amount	Tax Return Label
Non-Primary Production Income	0	13U
Franked Distributions	0	13C
Other deductions relating to distributions	0	13Y
Franking Credits	0	13Q
Credit for TFN amounts withheld	0	13R
Credit for foreign resident withholding or managed	0	13A
Investment trust fund payment amounts withheld	0	
Total current year capital gains	0	18H
Net capital gain	0	18A
Assessable foreign source income	0	20E
Other net foreign income	0	20M
Foreign income tax offsets	0	20O
Rebates	0	24V

Part B	Capital Gain Tax Information	
	Amount	
Additional Information for Item 18		
Capital gains- discounted method	0	
Capital gains- other method	0	
Total current year capital gains	0	
Capital gains tax (CGT) concession amount	0	
Tax-deferred amounts	3,500	

PLEASE RETAIN THIS STATEMENT FOR INCOME TAX PURPOSES

**Sentinel DFO Cairns Trust
2018 Tax Return Information**

Part C	Components of Distribution		
	Cash Distribution	Tax paid / Offsets	Taxable Income
<u>Australian Income</u>			
Dividends - Franked amount	0	0	0
Dividends - Unfranked amount	0	0	0
Interest	0	0	0
Other income	0	0	0
Non-Primary Production Income	0	0	0
<u>Capital gains</u>			
Discount Capital Gains	0		0
CGT concession amount	0		0
Capital Gains - indexation method	0		0
Capital Gains - other method	0		0
Distributed capital gains	0		0
Net Capital Gains	0		0
<u>Foreign Income</u>			
Interest income	0		0
Modified passive income	0		0
Other assessable foreign income	0		0
Assessable foreign income	0		
<u>Other Non-assessable amounts</u>			
Tax-exempted amounts	0		
Tax-free amounts	0		
Tax-deferred amounts	3,500		
Less TFN amounts withheld / non-resident withholding	0		
Less other expenses	0		
Net Cash distributions	3,500		
<u>Addition capital gains information</u>			
Capital gains- discount method	0		
Capital gains- index method	0		
Capital gains- other method	0		
Total current year capital gain	0		

PLEASE RETAIN THIS STATEMENT FOR INCOME TAX PURPOSES

Nameless Pty Ltd ATF The Sherlock Super Fund
 21 Fewings Street
 Toowong QLD 4066

3st September 2018

Investor TFN/ABN Held: YES

The following Tax Return Information Statement, issued by Sentinel Health Trust is provided to assist Australian resident taxpayers in completing their tax return.

Sentinel Health Trust
2018 Tax Return Information

Units Held at 30 June 2018	20,000
----------------------------	--------

Part A	Summary of 2018 Tax Return (supplementary section) Items	
Tax return (supplementary Section)	Amount	Tax Return Label
Non - Primary Production Income	29,319	13U
Franked Distributions	3,710	13C
Other Deductions Relating to Distributions	0	13Y
Franking Credits	1,590	13Q
Credit for TFN Amounts Withheld	0	13R
Credit for Foreign Resident Withholding or Managed		13A
Investment Trust Fund Payment Amounts Withheld	0	
Total Current Year Capital Gains	0	18H
Net Capital Gain	0	18A
Assessable Foreign Source Income	0	20E
Other Net Foreign Income	0	20M
Foreign Income Tax Offsets	0	20O
Rebates	0	24V

Part B	Capital Gain Tax Information
	Amount
Additional Information for Item 18	
Capital Gains - Discounted Method	0
Capital Gains - Other Method	0
Total Current Year Capital Gains	0
Capital Gains Tax (CGT) Concession Amount	0
Tax-deferred amounts	

PLEASE RETAIN THIS STATEMENT FOR INCOME TAX PURPOSES

Sentinel Health Trust
2018 Tax Return Information

Part C	Components of Distribution		
	Cash Distribution	Tax Paid/Offsets	Taxable Income
<u>Australian Income</u>			
Dividends – Franked Amount	3,710	1,590	5,301
Dividends – Unfranked Amount	0	0	0
Interest	0	0	0
Other Income	0	0	0
Non-Primary Production Income	29,319	0	29,319
<u>Capital Gains</u>			
Discount Capital Gains	0		0
CGT Concession Amount	0		0
Capital Gains – Indexation Method	0		0
Capital Gains – Other Method	0		0
Distributed Capital Gains	0		0
Net Capital Gains	0		0
<u>Foreign Income</u>			
Interest Income	0		0
Modified Passive Income	0		0
Other Assessable Foreign Income	0		0
Assessable Foreign Income	0		0
<u>Other Non-assessable Amounts</u>			
Tax-exempted Amounts	0		
Tax-free Amounts	0		
Tax-deferred Amounts			
Less TFN Amounts Withheld/ Non-resident withholding	0		
Less Other Expenses	0		
Less Distribution owing at year end relating to current year			
Net Cash Distributions	33,030		
<u>Additional Capital Gains Information</u>			
Capital Gains- Discount Method	0		
Capital Gains- Index Method	0		
Capital Gains- Other Method	0		
Total Current Year Capital Gain	0		

PLEASE RETAIN THIS STATEMENT FOR INCOME TAX PURPOSES



t. 07 3733 1660
 w. www.sentinelpg.com.au
 a. Level 9, 300 Queen St
 Brisbane QLD 4001
 p. GPO Box 2333
 Brisbane QLD 4001

Nameless Pty Ltd ATF The Sherlock Super Fund
 21 Fewings Street
 Toowong QLD 4066

04-September-2018

Investor TFN/ABN Held: Yes

The following Tax Return Information Statement, issued by Northpoint Homemaker Centre - Sentinel Homemaker Trust No.2 is provided to assist Australian resident taxpayers in completing their tax return.

Northpoint Homemaker Centre - Sentinel Homemaker Trust No.2
2018 Tax Return Information

Units Held at 30 June 2018	450,000
----------------------------	---------

Part A	Summary of 2018 Tax Return (supplementary section) Items	
Tax Return (supplementary section)	Amount	Tax Return Label
Non-Primary Production Income	68,005	13U
Franked Distributions	0	13C
Other deductions relating to distributions	0	13Y
Franking Credits	0	13Q
Credit for TFN amounts withheld	0	13R
Credit for foreign resident withholding or managed	0	13A
Investment trust fund payment amounts withheld	0	
Total current year capital gains	0	18H
Net capital gain	0	18A
Assessable foreign source income	0	20E
Other net foreign income	0	20M
Foreign income tax offsets	0	20O
Rebates	0	24V

Part B	Capital Gain Tax Information	
	Amount	
Additional Information for Item 18		
Capital gains- discounted method	0	
Capital gains- other method	0	
Total current year capital gains	0	
Capital gains tax (CGT) concession amount	0	
Tax-deferred amounts	17,495	

PLEASE RETAIN THIS STATEMENT FOR INCOME TAX PURPOSES

**Northpoint Homemaker Centre - Sentinel Homemaker Trust No.2
2018 Tax Return Information**

Part C	Components of Distribution		
	Cash Distribution	Tax paid / Offsets	Taxable Income
<u>Australian Income</u>			
Dividends - Franked amount	0	0	0
Dividends - Unfranked amount	0	0	0
Interest	0	0	0
Other income	0	0	0
Non-Primary Production Income	68,005	0	68,005
<u>Capital gains</u>			
Discount Capital Gains	0		0
CGT concession amount	0		0
Capital Gains - indexation method	0		0
Capital Gains - other method	0		0
Distributed capital gains	0		0
Net Capital Gains	0		0
<u>Foreign Income</u>			
Interest income	0		0
Modified passive income	0		0
Other assessable foreign income	0		0
Assessable foreign income	0		
<u>Other Non-assessable amounts</u>			
Tax-exempted amounts	0		
Tax-free amounts	0		
Tax-deferred amounts	17,495		
Less TFN amounts withheld / non-resident withholding	0		
Less other expenses	0		
Net Cash distributions	85,500		
<u>Addition capital gains information</u>			
Capital gains- discount method	0		
Capital gains- index method	0		
Capital gains- other method	0		
Total current year capital gain	0		

PLEASE RETAIN THIS STATEMENT FOR INCOME TAX PURPOSES



t. 07 3733 1660
w. www.sentinelpg.com.au
a. Level 9, 300 Queen St
Brisbane QLD 4001
p. GPO Box 2333
Brisbane QLD 4001

Nameless Pty Ltd ATF The Sherlock Super Fund
21 Fewings Street
Toowong QLD 4066

31-August-2018

Investor TFN/ABN Held: Yes

The following Tax Return Information Statement, issued by Sentinel Homemaker (Open Ended) Trust is provided to assist Australian resident taxpayers in completing their tax return.

**Sentinel Homemaker (Open Ended) Trust
2018 Tax Return Information**

Units Held at 30 June 2018

100,000

Part A	Summary of 2018 Tax Return (supplementary section) Items	
Tax Return (supplementary section)	Amount	Tax Return Label
Non-Primary Production Income	1,780	13U
Franked Distributions	0	13C
Other deductions relating to distributions	0	13Y
Franking Credits	0	13Q
Credit for TFN amounts withheld	0	13R
Credit for foreign resident withholding or managed	0	13A
Investment trust fund payment amounts withheld	0	
Total current year capital gains	12,434	18H
Net capital gain	6,217	18A
Assessable foreign source income	0	20E
Other net foreign income	0	20M
Foreign income tax offsets	0	20O
Rebates	0	24V

Part B	Capital Gain Tax Information	
	Amount	
Additional Information for Item 18		
Capital gains- discounted method	12,434	
Capital gains- other method	0	
Total current year capital gains	12,434	
Capital gains tax (CGT) concession amount	6,217	
Tax-deferred amounts	19,098	

PLEASE RETAIN THIS STATEMENT FOR INCOME TAX PURPOSES

**Sentinel Homemaker (Open Ended) Trust
2018 Tax Return Information**

Part C	Components of Distribution		
	Cash Distribution	Tax paid / Offsets	Taxable Income
<u>Australian Income</u>			
Dividends - Franked amount	0	0	0
Dividends - Unfranked amount	0	0	0
Interest	0	0	0
Other income	0	0	0
Non-Primary Production Income	1,780	0	1,780
<u>Capital gains</u>			
Discount Capital Gains	6,217		6,217
CGT concession amount	6,217		0
Capital Gains - indexation method	0		0
Capital Gains - other method	0		0
Distributed capital gains	12,434		0
Net Capital Gains	0		6,217
<u>Foreign Income</u>			
Interest income	0		0
Modified passive income	0		0
Other assessable foreign income	0		0
Assessable foreign income	0		
<u>Other Non-assessable amounts</u>			
Tax-exempted amounts	0		
Tax-free amounts	0		
Tax-deferred amounts	19,098		
Less TFN amounts withheld / non-resident withholding	0		
Less other expenses	0		
Less distribution owing at year end relating to current year	594		
Net Cash distributions	32,719		
<u>Addition capital gains information</u>			
Capital gains- discount method	12,434		
Capital gains- index method	0		
Capital gains- other method	0		
Total current year capital gain	12,434		

PLEASE RETAIN THIS STATEMENT FOR INCOME TAX PURPOSES



t. 07 3733 1660
w. www.sentinelpg.com.au
a. Level 9, 300 Queen St
Brisbane QLD 4001
p. GPO Box 2333
Brisbane QLD 4001

Nameless Pty Ltd ATF The Sherlock Super Fund
21 Fewings Street
Toowong QLD 4066

01-September-2018

Investor TFN/ABN Held: Yes

The following Tax Return Information Statement, issued by Sentinel Industrial Trust is provided to assist Australian resident taxpayers in completing their tax return.

Sentinel Industrial Trust
2018 Tax Return Information

Units Held at 30 June 2018

1,262,141

Part A	Summary of 2018 Tax Return (supplementary section) Items	
Tax Return (supplementary section)	Amount	Tax Return Label
Non-Primary Production Income	0	13U
Franked Distributions	0	13C
Other deductions relating to distributions	0	13Y
Franking Credits	0	13Q
Credit for TFN amounts withheld	0	13R
Credit for foreign resident withholding or managed	0	13A
Investment trust fund payment amounts withheld	0	
Total current year capital gains	0	18H
Net capital gain	0	18A
Assessable foreign source income	0	20E
Other net foreign income	0	20M
Foreign income tax offsets	0	20O
Rebates	0	24V

Part B	Capital Gain Tax Information	
	Amount	
Additional Information for Item 18		
Capital gains- discounted method	0	
Capital gains- other method	0	
Total current year capital gains	0	
Capital gains tax (CGT) concession amount	0	
Tax-deferred amounts	91,150	

PLEASE RETAIN THIS STATEMENT FOR INCOME TAX PURPOSES

**Sentinel Industrial Trust
2018 Tax Return Information**

Part C	Components of Distribution		
	Cash Distribution	Tax paid / Offsets	Taxable Income
<u>Australian Income</u>			
Dividends - Franked amount	0	0	0
Dividends - Unfranked amount	0	0	0
Interest	0	0	0
Other income	0	0	0
Non-Primary Production Income	0	0	0
<u>Capital gains</u>			
Discount Capital Gains	0		0
CGT concession amount	0		0
Capital Gains - indexation method	0		0
Capital Gains - other method	0		0
Distributed capital gains	0		0
Net Capital Gains	0		0
<u>Foreign Income</u>			
Interest income	0		0
Modified passive income	0		0
Other assessable foreign income	0		0
Assessable foreign income	0		
<u>Other Non-assessable amounts</u>			
Tax-exempted amounts	0		
Tax-free amounts	0		
Tax-deferred amounts	91,150		
Less TFN amounts withheld / non-resident withholding	0		
Less other expenses	0		
Less distribution owing at year end relating to current year	9,992		
Net Cash distributions	81,158		
<u>Addition capital gains information</u>			
Capital gains- discount method	0		
Capital gains- index method	0		
Capital gains- other method	0		
Total current year capital gain	0		

PLEASE RETAIN THIS STATEMENT FOR INCOME TAX PURPOSES

Michael Sherlock
 Nameless Pty Ltd ATF The Sherlock Super Fund
 21 Fewings Street
 Toowong QLD 4066

24th August 2018

Investor TFN/ABN Held: YES

The following Tax Return Information Statement, issued by Sentinel Ipswich Homemaker Trust No 2 is provided to assist Australian resident taxpayers in completing their tax return.

**Sentinel Ipswich Homemaker Trust No 2
 2018 Tax Return Information**

Units Held at 30 June 2018	200,000
----------------------------	---------

Part A	Summary of 2018 Tax Return (supplementary section) Items	
Tax return (supplementary Section)	Amount	Tax Return Label
Non - Primary Production Income	0	13U
Franked Distributions	0	13C
Other Deductions Relating to Distributions	0	13Y
Franking Credits	0	13Q
Credit for TFN Amounts Withheld	0	13R
Credit for Foreign Resident Withholding or Managed	0	13A
Investment Trust Fund Payment Amounts Withheld	0	
Total Current Year Capital Gains	60,240	18H
Net Capital Gain	18,701	18A
Assessable Foreign Source Income	0	20E
Other Net Foreign Income	0	20M
Foreign Income Tax Offsets	0	20O
Rebates	0	24V

Part B	Capital Gain Tax Information	
	Amount	
Additional Information for Item 18		
Capital Gains - Discounted Method	60,240	(Grossed up amount)
Capital Gains - Other Method	0	
Total Current Year Capital Gains	60,240	
Capital Gains Tax (CGT) Concession Amount	30,120	
Tax-deferred amounts	34,298	

PLEASE RETAIN THIS STATEMENT FOR INCOME TAX PURPOSES

**Sentinel Ipswich Homemaker Trust No 2
 2018 Tax Return Information**

Part C	Components of Distribution		
	Cash Distribution	Tax Paid/Offsets	Taxable Income
<u>Australian Income</u>			
Dividends – Franked Amount	0	0	0
Dividends – Unfranked Amount	0	0	0
Interest	0	0	0
Other Income	0	0	0
Non-Primary Production Income	0	0	0
<u>Capital Gains</u>			
Discount Capital Gains	18,701		18,701
CGT Concession Amount	30,120		0
Capital Gains – Indexation Method	0		0
Capital Gains – Other Method	0		0
Distributed Capital Gains	48,821		0
Net Capital Gains	0		18,701
<u>Foreign Income</u>			
Interest Income	0		0
Modified Passive Income	0		0
Other Assessable Foreign Income	0		0
Assessable Foreign Income	0		0
<u>Other Non-assessable Amounts</u>			
Tax-exempted Amounts	0		
Tax-free Amounts	0		
Tax-deferred Amounts	34,298		
Less TFN Amounts Withheld/ Non-resident withholding	0		
Less Other Expenses	0		
Less Distribution owing at year end relating to current year	0		
Net Cash Distributions	83,119		
<u>Additional Capital Gains Information</u>			
Capital Gains- Discount Method	60,240		
Capital Gains- Index Method	0		
Capital Gains- Other Method	0		
Total Current Year Capital Gain	60,240		

PLEASE RETAIN THIS STATEMENT FOR INCOME TAX PURPOSES

Michael Sherlock
Nameless Pty Ltd ATF The Sherlock Super Fund
21 Fewings Street
Toowong QLD 4066

24th August 2018

Investor TFN/ABN Held: YES

The following Tax Return Information Statement, issued by Sentinel Ipswich Homemaker Trust No 3 is provided to assist Australian resident taxpayers in completing their tax return.

**Sentinel Ipswich Homemaker Trust No 3
2018 Tax Return Information**

Units Held at 30 June 2018	200,000
----------------------------	---------

Part A	Summary of 2018 Tax Return (supplementary section) Items	
Tax return (supplementary Section)	Amount	Tax Return Label
Non - Primary Production Income	0	13U
Franked Distributions	0	13C
Other Deductions Relating to Distributions	0	13Y
Franking Credits	0	13Q
Credit for TFN Amounts Withheld	0	13R
Credit for Foreign Resident Withholding or Managed	0	13A
Investment Trust Fund Payment Amounts Withheld	0	
Total Current Year Capital Gains	20,345	18H
Net Capital Gain	6,316	18A
Assessable Foreign Source Income	0	20E
Other Net Foreign Income	0	20M
Foreign Income Tax Offsets	0	20O
Rebates	0	24V

Part B	Capital Gain Tax Information	
	Amount	
Additional Information for Item 18		
Capital Gains - Discounted Method	20,345	(Grossed up amount)
Capital Gains - Other Method	0	
Total Current Year Capital Gains	20,345	
Capital Gains Tax (CGT) Concession Amount	10,172	
Tax-deferred amounts	11,583	

PLEASE RETAIN THIS STATEMENT FOR INCOME TAX PURPOSES

**Sentinel Ipswich Homemaker Trust No 3
 2018 Tax Return Information**

Part C	Components of Distribution		
	Cash Distribution	Tax Paid/Offsets	Taxable Income
<u>Australian Income</u>			
Dividends – Franked Amount	0	0	0
Dividends – Unfranked Amount	0	0	0
Interest	0	0	0
Other Income	0	0	0
Non-Primary Production Income	0	0	0
<u>Capital Gains</u>			
Discount Capital Gains	6,316		6,316
CGT Concession Amount	10,172		0
Capital Gains – Indexation Method	0		0
Capital Gains – Other Method	0		0
Distributed Capital Gains	16,488		0
Net Capital Gains	0		6,316
<u>Foreign Income</u>			
Interest Income	0		0
Modified Passive Income	0		0
Other Assessable Foreign Income	0		0
Assessable Foreign Income	0		0
<u>Other Non-assessable Amounts</u>			
Tax-exempted Amounts	0		
Tax-free Amounts	0		
Tax-deferred Amounts	11,583		
Less TFN Amounts Withheld/ Non-resident withholding	0		
Less Other Expenses	0		
Less Distribution owing at year end relating to current year	0		
Net Cash Distributions	28,072		
<u>Additional Capital Gains Information</u>			
Capital Gains- Discount Method	20,345		
Capital Gains- Index Method	0		
Capital Gains- Other Method	0		
Total Current Year Capital Gain	20,345		

PLEASE RETAIN THIS STATEMENT FOR INCOME TAX PURPOSES



t. 07 3733 1660
w. www.sentinelpg.com.au
a. Level 9, 300 Queen St
Brisbane QLD 4001
p. GPO Box 2333
Brisbane QLD 4001

Nameless Pty Ltd ATF The Sherlock Super Fund
21 Fewings Street
Toowong QLD 4066

31-August-2018

Investor TFN/ABN Held: Yes

The following Tax Return Information Statement, issued by Sentinel Mackay Industrial Trust is provided to assist Australian resident taxpayers in completing their tax return.

Sentinel Mackay Industrial Trust
2018 Tax Return Information

Units Held at 30 June 2018

200,000

Part A	Summary of 2018 Tax Return (supplementary section) Items	
Tax Return (supplementary section)	Amount	Tax Return Label
Non-Primary Production Income	13,821	13U
Franked Distributions	0	13C
Other deductions relating to distributions	0	13Y
Franking Credits	0	13Q
Credit for TFN amounts withheld	0	13R
Credit for foreign resident withholding or managed	0	13A
Investment trust fund payment amounts withheld	0	
Total current year capital gains	0	18H
Net capital gain	0	18A
Assessable foreign source income	0	20E
Other net foreign income	0	20M
Foreign income tax offsets	0	20O
Rebates	0	24V

Part B	Capital Gain Tax Information	
	Amount	
Additional Information for Item 18		
Capital gains- discounted method	0	
Capital gains- other method	0	
Total current year capital gains	0	
Capital gains tax (CGT) concession amount	0	
Tax-deferred amounts	8,579	

PLEASE RETAIN THIS STATEMENT FOR INCOME TAX PURPOSES

**Sentinel Mackay Industrial Trust
2018 Tax Return Information**

Part C	Components of Distribution		
	Cash Distribution	Tax paid / Offsets	Taxable Income
<u>Australian Income</u>			
Dividends - Franked amount	0	0	0
Dividends - Unfranked amount	0	0	0
Interest	0	0	0
Other income	0	0	0
Non-Primary Production Income	13,821	0	13,821
<u>Capital gains</u>			
Discount Capital Gains	0		0
CGT concession amount	0		0
Capital Gains - indexation method	0		0
Capital Gains - other method	0		0
Distributed capital gains	0		0
Net Capital Gains	0		0
<u>Foreign Income</u>			
Interest income	0		0
Modified passive income	0		0
Other assessable foreign income	0		0
Assessable foreign income	0		
<u>Other Non-assessable amounts</u>			
Tax-exempted amounts	0		
Tax-free amounts	0		
Tax-deferred amounts	8,579		
Less TFN amounts withheld / non-resident withholding	0		
Less other expenses	0		
Net Cash distributions	22,400		
<u>Addition capital gains information</u>			
Capital gains- discount method	0		
Capital gains- index method	0		
Capital gains- other method	0		
Total current year capital gain	0		

PLEASE RETAIN THIS STATEMENT FOR INCOME TAX PURPOSES



t. 07 3733 1660
w. www.sentinelpg.com.au
a. Level 9, 300 Queen St
Brisbane QLD 4001
p. GPO Box 2333
Brisbane QLD 4001

Nameless Pty Ltd ATF The Sherlock Super Fund
21 Fewings Street
Toowong QLD 4066

04-September-2018

Investor TFN/ABN Held: Yes

The following Tax Return Information Statement, issued by Mackay Retail Trust is provided to assist Australian resident taxpayers in completing their tax return.

Mackay Retail Trust
2018 Tax Return Information

Units Held at 30 June 2018

200,000

Part A	Summary of 2018 Tax Return (supplementary section) Items	
Tax Return (supplementary section)	Amount	Tax Return Label
Non-Primary Production Income	25,567	13U
Franked Distributions	0	13C
Other deductions relating to distributions	0	13Y
Franking Credits	0	13Q
Credit for TFN amounts withheld	0	13R
Credit for foreign resident withholding or managed	0	13A
Investment trust fund payment amounts withheld	0	
Total current year capital gains	0	18H
Net capital gain	0	18A
Assessable foreign source income	0	20E
Other net foreign income	0	20M
Foreign income tax offsets	0	20O
Rebates	0	24V

Part B	Capital Gain Tax Information
	Amount
Additional Information for Item 18	
Capital gains- discounted method	0
Capital gains- other method	0
Total current year capital gains	0
Capital gains tax (CGT) concession amount	0
Tax-deferred amounts	0

PLEASE RETAIN THIS STATEMENT FOR INCOME TAX PURPOSES

**Mackay Retail Trust
2018 Tax Return Information**

Part C	Components of Distribution		
	Cash Distribution	Tax paid / Offsets	Taxable Income
<u>Australian Income</u>			
Dividends - Franked amount	0	0	0
Dividends - Unfranked amount	0	0	0
Interest	0	0	0
Other income	0	0	0
Non-Primary Production Income	25,567	0	25,567
<u>Capital gains</u>			
Discount Capital Gains	0		0
CGT concession amount	0		0
Capital Gains - indexation method	0		0
Capital Gains - other method	0		0
Distributed capital gains	0		0
Net Capital Gains	0		0
<u>Foreign Income</u>			
Interest income	0		0
Modified passive income	0		0
Other assessable foreign income	0		0
Assessable foreign income	0		
<u>Other Non-assessable amounts</u>			
Tax-exempted amounts	0		
Tax-free amounts	0		
Tax-deferred amounts	0		
Less TFN amounts withheld / non-resident withholding	0		
Less other expenses	0		
Less distribution owing at year end relating to current year	5,067		
Net Cash distributions	20,500		
<u>Addition capital gains information</u>			
Capital gains- discount method	0		
Capital gains- index method	0		
Capital gains- other method	0		
Total current year capital gain	0		

PLEASE RETAIN THIS STATEMENT FOR INCOME TAX PURPOSES



t. 07 3733 1660
w. www.sentinelpg.com.au
a. Level 9, 300 Queen St
Brisbane QLD 4001
p. GPO Box 2333
Brisbane QLD 4001

Nameless Pty Ltd ATF The Sherlock Super Fund
21 Fewings Street
Toowong QLD 4066

31-August-2018

Investor TFN/ABN Held: Yes

The following Tax Return Information Statement, issued by Sentinel Orange Homemaker Trust is provided to assist Australian resident taxpayers in completing their tax return.

Sentinel Orange Homemaker Trust
2018 Tax Return Information

Units Held at 30 June 2018

480,000

Part A	Summary of 2018 Tax Return (supplementary section) Items	
	Amount	Tax Return Label
Tax Return (supplementary section)		
Non-Primary Production Income	0	13U
Franked Distributions	0	13C
Other deductions relating to distributions	0	13Y
Franking Credits	0	13Q
Credit for TFN amounts withheld	0	13R
Credit for foreign resident withholding or managed	0	13A
Investment trust fund payment amounts withheld	0	
Total current year capital gains	0	18H
Net capital gain	0	18A
Assessable foreign source income	0	20E
Other net foreign income	0	20M
Foreign income tax offsets	0	20O
Rebates	0	24V

Part B	Capital Gain Tax Information	
	Amount	
Additional Information for Item 18		
Capital gains- discounted method	0	
Capital gains- other method	0	
Total current year capital gains	0	
Capital gains tax (CGT) concession amount	0	
Tax-deferred amounts	12,000	

PLEASE RETAIN THIS STATEMENT FOR INCOME TAX PURPOSES

**Sentinel Orange Homemaker Trust
2018 Tax Return Information**

Part C	Components of Distribution		
	Cash Distribution	Tax paid / Offsets	Taxable Income
<u>Australian Income</u>			
Dividends - Franked amount	0	0	0
Dividends - Unfranked amount	0	0	0
Interest	0	0	0
Other income	0	0	0
Non-Primary Production Income	0	0	0
<u>Capital gains</u>			
Discount Capital Gains	0		0
CGT concession amount	0		0
Capital Gains - indexation method	0		0
Capital Gains - other method	0		0
Distributed capital gains	0		0
Net Capital Gains	0		0
<u>Foreign Income</u>			
Interest income	0		0
Modified passive income	0		0
Other assessable foreign income	0		0
Assessable foreign income	0		
<u>Other Non-assessable amounts</u>			
Tax-exempted amounts	0		
Tax-free amounts	0		
Tax-deferred amounts	12,000		
Less TFN amounts withheld / non-resident withholding	0		
Less other expenses	0		
Net Cash distributions	12,000		
<u>Addition capital gains information</u>			
Capital gains- discount method	0		
Capital gains- index method	0		
Capital gains- other method	0		
Total current year capital gain	0		

PLEASE RETAIN THIS STATEMENT FOR INCOME TAX PURPOSES



t. 07 3733 1660
w. www.sentinelpg.com.au
a. Level 9, 300 Queen St
Brisbane QLD 4001
p. GPO Box 2333
Brisbane QLD 4001

Nameless Pty Ltd ATF The Sherlock Super Fund
21 Fewings Street
Toowong QLD 4066

31-August-2018

Investor TFN/ABN Held: Yes

The following Tax Return Information Statement, issued by Sentinel Paget Industrial Trust is provided to assist Australian resident taxpayers in completing their tax return.

Sentinel Paget Industrial Trust
2018 Tax Return Information

Units Held at 30 June 2018

100,000

Part A	Summary of 2018 Tax Return (supplementary section) Items	
Tax Return (supplementary section)	Amount	Tax Return Label
Non-Primary Production Income	7,437	13U
Franked Distributions	0	13C
Other deductions relating to distributions	0	13Y
Franking Credits	0	13Q
Credit for TFN amounts withheld	0	13R
Credit for foreign resident withholding or managed	0	13A
Investment trust fund payment amounts withheld	0	
Total current year capital gains	11,120	18H
Net capital gain	5,560	18A
Assessable foreign source income	0	20E
Other net foreign income	0	20M
Foreign income tax offsets	0	20O
Rebates	0	24V

Part B	Capital Gain Tax Information	
	Amount	
Additional Information for Item 18		
Capital gains- discounted method	11,120	
Capital gains- other method	0	
Total current year capital gains	11,120	
Capital gains tax (CGT) concession amount	5,560	
Tax-deferred amounts	91,484	

PLEASE RETAIN THIS STATEMENT FOR INCOME TAX PURPOSES

**Sentinel Paget Industrial Trust
2018 Tax Return Information**

Part C	Components of Distribution		
	Cash Distribution	Tax paid / Offsets	Taxable Income
<u>Australian Income</u>			
Dividends - Franked amount	0	0	0
Dividends - Unfranked amount	0	0	0
Interest	0	0	0
Other income	0	0	0
Non-Primary Production Income	7,437	0	7,437
<u>Capital gains</u>			
Discount Capital Gains	5,560		5,560
CGT concession amount	5,560		0
Capital Gains - indexation method	0		0
Capital Gains - other method	0		0
Distributed capital gains	11,120		0
Net Capital Gains	0		5,560
<u>Foreign Income</u>			
Interest income	0		0
Modified passive income	0		0
Other assessable foreign income	0		0
Assessable foreign income	0		
<u>Other Non-assessable amounts</u>			
Tax-exempted amounts	0		
Tax-free amounts	0		
Tax-deferred amounts	91,484		
Less TFN amounts withheld / non-resident withholding	0		
Less other expenses	0		
Net Cash distributions	110,042		
<u>Addition capital gains information</u>			
Capital gains- discount method	11,120		
Capital gains- index method	0		
Capital gains- other method	0		
Total current year capital gain	11,120		

PLEASE RETAIN THIS STATEMENT FOR INCOME TAX PURPOSES



t. 07 3733 1660
 w. www.sentinelpg.com.au
 a. Level 9, 300 Queen St
 Brisbane QLD 4001
 p. GPO Box 2333
 Brisbane QLD 4001

Nameless Pty Ltd ATF The Sherlock Super Fund
 21 Fewings Street
 Toowong QLD 4066

31-August-2018

Investor TFN/ABN Held: Yes

The following Tax Return Information Statement, issued by Sentinel Income Trust is provided to assist Australian resident taxpayers in completing their tax return.

Puga
Sentinel Income Trust
2018 Tax Return Information

Units Held at 30 June 2018

100,000

Part A	Summary of 2018 Tax Return (supplementary section) Items	
Tax Return (supplementary section)	Amount	Tax Return Label
Non-Primary Production Income	7,416	13U
Franked Distributions	0	13C
Other deductions relating to distributions	0	13Y
Franking Credits	0	13Q
Credit for TFN amounts withheld	0	13R
Credit for foreign resident withholding or managed	0	13A
Investment trust fund payment amounts withheld	0	
Total current year capital gains	0	18H
Net capital gain	0	18A
Assessable foreign source income	0	20E
Other net foreign income	0	20M
Foreign income tax offsets	0	20O
Rebates	0	24V

Part B	Capital Gain Tax Information	
	Amount	
Additional Information for Item 18		
Capital gains- discounted method	0	
Capital gains- other method	0	
Total current year capital gains	0	
Capital gains tax (CGT) concession amount	0	
Tax-deferred amounts	4,834	

PLEASE RETAIN THIS STATEMENT FOR INCOME TAX PURPOSES

**Sentinel Income Trust
2018 Tax Return Information**

Part C	Components of Distribution		
	Cash Distribution	Tax paid / Offsets	Taxable Income
<u>Australian Income</u>			
Dividends - Franked amount	0	0	0
Dividends - Unfranked amount	0	0	0
Interest	0	0	0
Other income	0	0	0
Non-Primary Production Income	7,416	0	7,416
<u>Capital gains</u>			
Discount Capital Gains	0		0
CGT concession amount	0		0
Capital Gains - indexation method	0		0
Capital Gains - other method	0		0
Distributed capital gains	0		0
Net Capital Gains	0		0
<u>Foreign Income</u>			
Interest income	0		0
Modified passive income	0		0
Other assessable foreign income	0		0
Assessable foreign income	0		
<u>Other Non-assessable amounts</u>			
Tax-exempted amounts	0		
Tax-free amounts	0		
Tax-deferred amounts	4,834		
Less TFN amounts withheld / non-resident withholding	0		
Less other expenses	0		
Net Cash distributions	12,250		
<u>Addition capital gains information</u>			
Capital gains- discount method	0		
Capital gains- index method	0		
Capital gains- other method	0		
Total current year capital gain	0		

PLEASE RETAIN THIS STATEMENT FOR INCOME TAX PURPOSES



t. 07 3733 1660
 w. www.sentinelpg.com.au
 a. Level 9, 300 Queen St
 Brisbane QLD 4001
 p. GPO Box 2333
 Brisbane QLD 4001

Nameless Pty Ltd ATF The Sherlock Super Fund
 21 Fewings Street
 Toowong QLD 4066

31-August-2018

Investor TFN/ABN Held: Yes

The following Tax Return Information Statement, issued by Sentinel Regional Office Trust is provided to assist Australian resident taxpayers in completing their tax return.

Sentinel Regional Office Trust
2018 Tax Return Information

Units Held at 30 June 2018

2,100,000

Part A	Summary of 2018 Tax Return (supplementary section) Items	
Tax Return (supplementary section)	Amount	Tax Return Label
Non-Primary Production Income	48,218	13U
Franked Distributions	0	13C
Other deductions relating to distributions	0	13Y
Franking Credits	0	13Q
Credit for TFN amounts withheld	0	13R
Credit for foreign resident withholding or managed	0	13A
Investment trust fund payment amounts withheld	0	
Total current year capital gains	0	18H
Net capital gain	0	18A
Assessable foreign source income	0	20E
Other net foreign income	0	20M
Foreign income tax offsets	0	20O
Rebates	0	24V

Part B	Capital Gain Tax Information	
	Amount	
Additional Information for Item 18		
Capital gains- discounted method	0	
Capital gains- other method	0	
Total current year capital gains	0	
Capital gains tax (CGT) concession amount	0	
Tax-deferred amounts	111,699	

PLEASE RETAIN THIS STATEMENT FOR INCOME TAX PURPOSES

**Sentinel Regional Office Trust
2018 Tax Return Information**

Part C	Components of Distribution		
	Cash Distribution	Tax paid / Offsets	Taxable Income
<u>Australian Income</u>			
Dividends - Franked amount	0	0	0
Dividends - Unfranked amount	0	0	0
Interest	0	0	0
Other income	0	0	0
Non-Primary Production Income	48,218	0	48,218
<u>Capital gains</u>			
Discount Capital Gains	0		0
CGT concession amount	0		0
Capital Gains - indexation method	0		0
Capital Gains - other method	0		0
Distributed capital gains	0		0
Net Capital Gains	0		0
<u>Foreign Income</u>			
Interest income	0		0
Modified passive income	0		0
Other assessable foreign income	0		0
Assessable foreign income	0		
<u>Other Non-assessable amounts</u>			
Tax-exempted amounts	0		
Tax-free amounts	0		
Tax-deferred amounts	111,699		
Less TFN amounts withheld / non-resident withholding	0		
Less other expenses	0		
Less distribution owing at year end relating to current year	16,625		
Net Cash distributions	143,292		
<u>Addition capital gains information</u>			
Capital gains- discount method	0		
Capital gains- index method	0		
Capital gains- other method	0		
Total current year capital gain	0		

PLEASE RETAIN THIS STATEMENT FOR INCOME TAX PURPOSES



t. 07 3733 1660
w. www.sentinelpg.com.au
a. Level 9, 300 Queen St
Brisbane QLD 4001
p. GPO Box 2333
Brisbane QLD 4001

Nameless Pty Ltd ATF The Sherlock Super Fund
21 Fewings Street
Toowong QLD 4066

31-August-2018

Investor TFN/ABN Held: Yes

The following Tax Return Information Statement, issued by Sentinel Robina Office Trust is provided to assist Australian resident taxpayers in completing their tax return.

Sentinel Robina Office Trust
2018 Tax Return Information

Units Held at 30 June 2018 200,000

Part A	Summary of 2018 Tax Return (supplementary section) Items	
Tax Return (supplementary section)	Amount	Tax Return Label
Non-Primary Production Income	548	13U
Franked Distributions	0	13C
Other deductions relating to distributions	0	13Y
Franking Credits	0	13Q
Credit for TFN amounts withheld	0	13R
Credit for foreign resident withholding or managed	0	13A
Investment trust fund payment amounts withheld	0	
Total current year capital gains	0	18H
Net capital gain	0	18A
Assessable foreign source income	0	20E
Other net foreign income	0	20M
Foreign income tax offsets	0	20O
Rebates	0	24V

Part B	Capital Gain Tax Information
	Amount
Additional Information for Item 18	
Capital gains- discounted method	0
Capital gains- other method	0
Total current year capital gains	0
Capital gains tax (CGT) concession amount	0
Tax-deferred amounts	12,514

PLEASE RETAIN THIS STATEMENT FOR INCOME TAX PURPOSES

**Sentinel Robina Office Trust
2018 Tax Return Information**

Part C	Components of Distribution		
	Cash Distribution	Tax paid / Offsets	Taxable Income
<u>Australian Income</u>			
Dividends - Franked amount	0	0	0
Dividends - Unfranked amount	0	0	0
Interest	0	0	0
Other income	0	0	0
Non-Primary Production Income	548	0	548
<u>Capital gains</u>			
Discount Capital Gains	0		0
CGT concession amount	0		0
Capital Gains - indexation method	0		0
Capital Gains - other method	0		0
Distributed capital gains	0		0
Net Capital Gains	0		0
<u>Foreign Income</u>			
Interest income	0		0
Modified passive income	0		0
Other assessable foreign income	0		0
Assessable foreign income	0		
<u>Other Non-assessable amounts</u>			
Tax-exempted amounts	0		
Tax-free amounts	0		
Tax-deferred amounts	12,514		
Less TFN amounts withheld / non-resident withholding	0		
Less other expenses	0		
Net Cash distributions	13,062		
<u>Addition capital gains information</u>			
Capital gains- discount method	0		
Capital gains- index method	0		
Capital gains- other method	0		
Total current year capital gain	0		

PLEASE RETAIN THIS STATEMENT FOR INCOME TAX PURPOSES



t. 07 3733 1660
 w. www.sentinelpg.com.au
 a. Level 9, 300 Queen St
 Brisbane QLD 4001
 p. GPO Box 2333
 Brisbane QLD 4001

Nameless Pty Ltd ATF The Sherlock Super Fund
 21 Fewings Street
 Toowong QLD 4066

31-August-2018

Investor TFN/ABN Held: Yes

The following Tax Return Information Statement, issued by Sentinel Rutherford Homemaker Trust is provided to assist Australian resident taxpayers in completing their tax return.

Sentinel Rutherford Homemaker Trust
2018 Tax Return Information

Units Held at 30 June 2018

200,000

Part A	Summary of 2018 Tax Return (supplementary section) Items	
Tax Return (supplementary section)	Amount	Tax Return Label
Non-Primary Production Income	0	13U
Franked Distributions	0	13C
Other deductions relating to distributions	0	13Y
Franking Credits	0	13Q
Credit for TFN amounts withheld	0	13R
Credit for foreign resident withholding or managed	0	13A
Investment trust fund payment amounts withheld	0	
Total current year capital gains	0	18H
Net capital gain	0	18A
Assessable foreign source income	0	20E
Other net foreign income	0	20M
Foreign income tax offsets	0	20O
Rebates	0	24V

Part B	Capital Gain Tax Information	
	Amount	
Additional Information for Item 18		
Capital gains- discounted method	0	
Capital gains- other method	0	
Total current year capital gains	0	
Capital gains tax (CGT) concession amount	0	
Tax-deferred amounts	600	

PLEASE RETAIN THIS STATEMENT FOR INCOME TAX PURPOSES

**Sentinel Rutherford Homemaker Trust
2018 Tax Return Information**

Part C	Components of Distribution		
	Cash Distribution	Tax paid / Offsets	Taxable Income
<u>Australian Income</u>			
Dividends - Franked amount	0	0	0
Dividends - Unfranked amount	0	0	0
Interest	0	0	0
Other income	0	0	0
Non-Primary Production Income	0	0	0
<u>Capital gains</u>			
Discount Capital Gains	0		0
CGT concession amount	0		0
Capital Gains - indexation method	0		0
Capital Gains - other method	0		0
Distributed capital gains	0		0
Net Capital Gains	0		0
<u>Foreign Income</u>			
Interest income	0		0
Modified passive income	0		0
Other assessable foreign income	0		0
Assessable foreign income	0		
<u>Other Non-assessable amounts</u>			
Tax-exempted amounts	0		
Tax-free amounts	0		
Tax-deferred amounts	600		
Less TFN amounts withheld / non-resident withholding	0		
Less other expenses	0		
Net Cash distributions	600		
<u>Addition capital gains information</u>			
Capital gains- discount method	0		
Capital gains- index method	0		
Capital gains- other method	0		
Total current year capital gain	0		

PLEASE RETAIN THIS STATEMENT FOR INCOME TAX PURPOSES

Backoffis User3

From: Laura Mann <Laura.Mann@sentinelpg.com.au>
Sent: Tuesday, 22 January 2019 3:31 PM
To: Courtney Creevey
Subject: RE: Sherlock Superannuation Fund
Attachments: Sentinel Regional Office Trust - Jacana House - Sentinel Distribution Statement Apr 2017 (7).pdf; Sentinel Regional Office Trust - River Quays - Sentinel Distribution Statement Feb 2018 (5).pdf; Sentinel Health Trust - Sentinel Distribution Statement Jul 2017 (3).pdf; 16 Sherlock Super Fund.pdf; 19 Nameless Pty Ltd ATF The Sherlock Super Fund.pdf; 73 The Sherlock Super Fund.pdf; 27 The Sherlock Super Fund.pdf; Unit Holding Certificate - Sherlock Super Fund.pdf

Hi Courtney,

I can confirm the following values and units as at 30 June 2018:

Trust Name	Unit Price	Units
Sentinel Menai Retail Trust	sold	500,000
Sentinel Richlands Industrial Trust	sold	300,000
Sentinel Sarina Development Trust	\$ 0.98	322,500

Statements were not provided for the Health Trust payment on 04/10/2017 and 20/10/2017

I have attached all other requested documents.

Kind regards,



t. 07 3733 1660
 w. www.sentinelpg.com.au
 a. Level 9, 300 Queen St
 Brisbane QLD 4001
 p. GPO Box 2333
 Brisbane QLD 4001

Nameless Pty Ltd ATF The Sherlock Super Fund
 21 Fewings Street
 Toowong QLD 4066

31-August-2018

Investor TFN/ABN Held: Yes

The following Tax Return Information Statement, issued by Sentinel Springwood Retail Trust is provided to assist Australian resident taxpayers in completing their tax return.

Sentinel Springwood Retail Trust
2018 Tax Return Information

Units Held at 30 June 2018 120,000

Part A	Summary of 2018 Tax Return (supplementary section) Items	
Tax Return (supplementary section)	Amount	Tax Return Label
Non-Primary Production Income	8,427	13U
Franked Distributions	0	13C
Other deductions relating to distributions	0	13Y
Franking Credits	0	13Q
Credit for TFN amounts withheld	0	13R
Credit for foreign resident withholding or managed	0	13A
Investment trust fund payment amounts withheld	0	
Total current year capital gains	0	18H
Net capital gain	0	18A
Assessable foreign source income	0	20E
Other net foreign income	0	20M
Foreign income tax offsets	0	20O
Rebates	0	24V

Part B	Capital Gain Tax Information
	Amount
Additional Information for Item 18	
Capital gains- discounted method	0
Capital gains- other method	0
Total current year capital gains	0
Capital gains tax (CGT) concession amount	0
Tax-deferred amounts	17,373

PLEASE RETAIN THIS STATEMENT FOR INCOME TAX PURPOSES

**Sentinel Springwood Retail Trust
2018 Tax Return Information**

Part C	Components of Distribution		
	Cash Distribution	Tax paid / Offsets	Taxable Income
<u>Australian Income</u>			
Dividends - Franked amount	0	0	0
Dividends - Unfranked amount	0	0	0
Interest	0	0	0
Other income	0	0	0
Non-Primary Production Income	8,427	0	8,427
<u>Capital gains</u>			
Discount Capital Gains	0		0
CGT concession amount	0		0
Capital Gains - indexation method	0		0
Capital Gains - other method	0		0
Distributed capital gains	0		0
Net Capital Gains	0		0
<u>Foreign Income</u>			
Interest income	0		0
Modified passive income	0		0
Other assessable foreign income	0		0
Assessable foreign income	0		
<u>Other Non-assessable amounts</u>			
Tax-exempted amounts	0		
Tax-free amounts	0		
Tax-deferred amounts	17,373		
Less TFN amounts withheld / non-resident withholding	0		
Less other expenses	0		
Net Cash distributions	25,800		
<u>Addition capital gains information</u>			
Capital gains- discount method	0		
Capital gains- index method	0		
Capital gains- other method	0		
Total current year capital gain	0		

PLEASE RETAIN THIS STATEMENT FOR INCOME TAX PURPOSES



t. 07 3733 1660
w. www.sentinelpg.com.au
a. Level 9, 300 Queen St
Brisbane QLD 4001
p. GPO Box 2333
Brisbane QLD 4001

Nameless Pty Ltd ATF The Sherlock Super Fund
21 Fewings Street
Toowong QLD 4066

31-August-2018

Investor TFN/ABN Held: Yes

The following Tax Return Information Statement, issued by Sentinel Tuggerah Industrial Trust is provided to assist Australian resident taxpayers in completing their tax return.

Sentinel Tuggerah Industrial Trust
2018 Tax Return Information

Units Held at 30 June 2018

100,000

Part A	Summary of 2018 Tax Return (supplementary section) Items	
Tax Return (supplementary section)	Amount	Tax Return Label
Non-Primary Production Income	0	13U
Franked Distributions	0	13C
Other deductions relating to distributions	0	13Y
Franking Credits	0	13Q
Credit for TFN amounts withheld	0	13R
Credit for foreign resident withholding or managed	0	13A
Investment trust fund payment amounts withheld	0	
Total current year capital gains	60,753	18H
Net capital gain	22,825	18A
Assessable foreign source income	0	20E
Other net foreign income	0	20M
Foreign income tax offsets	0	20O
Rebates	0	24V

Part B	Capital Gain Tax Information	
	Amount	
Additional Information for Item 18		
Capital gains- discounted method	60,753	
Capital gains- other method	0	
Total current year capital gains	60,753	
Capital gains tax (CGT) concession amount	30,377	
Tax-deferred amounts	84,659	

PLEASE RETAIN THIS STATEMENT FOR INCOME TAX PURPOSES

**Sentinel Tuggerah Industrial Trust
2018 Tax Return Information**

Part C	Components of Distribution		
	Cash Distribution	Tax paid / Offsets	Taxable Income
<u>Australian Income</u>			
Dividends - Franked amount	0	0	0
Dividends - Unfranked amount	0	0	0
Interest	0	0	0
Other income	0	0	0
Non-Primary Production Income	0	0	0
<u>Capital gains</u>			
Discount Capital Gains	22,825		22,825
CGT concession amount	30,377		0
Capital Gains - indexation method	0		0
Capital Gains - other method	0		0
Distributed capital gains	53,201		0
Net Capital Gains	0		22,825
<u>Foreign Income</u>			
Interest income	0		0
Modified passive income	0		0
Other assessable foreign income	0		0
Assessable foreign income	0		
<u>Other Non-assessable amounts</u>			
Tax-exempted amounts	0		
Tax-free amounts	0		
Tax-deferred amounts	84,659		
Less TFN amounts withheld / non-resident withholding	0		
Less other expenses	0		
Net Cash distributions	137,860		
<u>Addition capital gains information</u>			
Capital gains- discount method	60,753		
Capital gains- index method	0		
Capital gains- other method	0		
Total current year capital gain	60,753		

PLEASE RETAIN THIS STATEMENT FOR INCOME TAX PURPOSES



t. 07 3733 1660
w. www.sentinelpg.com.au
a. Level 9, 300 Queen St
Brisbane QLD 4001
p. GPO Box 2333
Brisbane QLD 4001

Nameless Pty Ltd ATF The Sherlock Super Fund
21 Fewings Street
Toowong QLD 4066

31-August-2018

Investor TFN/ABN Held: Yes

The following Tax Return Information Statement, issued by Sentinel Tuggeranong Retail Trust is provided to assist Australian resident taxpayers in completing their tax return.

Sentinel Tuggeranong Retail Trust
2018 Tax Return Information

Units Held at 30 June 2018

50,000

Part A	Summary of 2018 Tax Return (supplementary section) Items	
Tax Return (supplementary section)	Amount	Tax Return Label
Non-Primary Production Income	4,585	13U
Franked Distributions	0	13C
Other deductions relating to distributions	0	13Y
Franking Credits	0	13Q
Credit for TFN amounts withheld	0	13R
Credit for foreign resident withholding or managed	0	13A
Investment trust fund payment amounts withheld	0	
Total current year capital gains	0	18H
Net capital gain	0	18A
Assessable foreign source income	0	20E
Other net foreign income	0	20M
Foreign income tax offsets	0	20O
Rebates	0	24V

Part B	Capital Gain Tax Information	
	Amount	
Additional Information for Item 18		
Capital gains- discounted method	0	
Capital gains- other method	0	
Total current year capital gains	0	
Capital gains tax (CGT) concession amount	0	
Tax-deferred amounts	1,040	

PLEASE RETAIN THIS STATEMENT FOR INCOME TAX PURPOSES

**Sentinel Tuggeranong Retail Trust
2018 Tax Return Information**

Part C	Components of Distribution		
	Cash Distribution	Tax paid / Offsets	Taxable Income
<u>Australian Income</u>			
Dividends - Franked amount	0	0	0
Dividends - Unfranked amount	0	0	0
Interest	0	0	0
Other income	0	0	0
Non-Primary Production Income	4,585	0	4,585
<u>Capital gains</u>			
Discount Capital Gains	0		0
CGT concession amount	0		0
Capital Gains - indexation method	0		0
Capital Gains - other method	0		0
Distributed capital gains	0		0
Net Capital Gains	0		0
<u>Foreign Income</u>			
Interest income	0		0
Modified passive income	0		0
Other assessable foreign income	0		0
Assessable foreign income	0		
<u>Other Non-assessable amounts</u>			
Tax-exempted amounts	0		
Tax-free amounts	0		
Tax-deferred amounts	1,040		
Less TFN amounts withheld / non-resident withholding	0		
Less other expenses	0		
Net Cash distributions	5,625		
<u>Addition capital gains information</u>			
Capital gains- discount method	0		
Capital gains- index method	0		
Capital gains- other method	0		
Total current year capital gain	0		

PLEASE RETAIN THIS STATEMENT FOR INCOME TAX PURPOSES



t 07 3733 1660
w. www.sentinelpg.com.au
a. Level 9, 300 Queen Street
Brisbane QLD 4000
p. GPO Box 2333
Brisbane QLD 4001

Nameless Pty Ltd ATF The Sherlock Super Fund
21 Fewings Street
Toowong QLD 4066

3st September 2018

Investor TFN/ABN Held: YES

The following Tax Return Information Statement, issued by Sentinel Regional Office Trust is provided to assist Australian resident taxpayers in completing their tax return.

SEQ Homemaker Trust 1
2018 Tax Return Information

Units Held at 30 June 2018

14,627

Part A

**Summary of 2018 Tax Return
(supplementary section) Items**

Tax return (supplementary Section)	Amount	Tax Return Label
Non - Primary Production Income	349	13U
Franked Distributions	0	13C
Other Deductions Relating to Distributions	0	13Y
Franking Credits	0	13Q
Credit for TFN Amounts Withheld	0	13R
Credit for Foreign Resident Withholding or Managed	0	13A
Investment Trust Fund Payment Amounts Withheld	0	
Total Current Year Capital Gains	0	18H
Net Capital Gain	0	18A
Assessable Foreign Source Income	0	20E
Other Net Foreign Income	0	20M
Foreign Income Tax Offsets	0	20O
Rebates	0	24V

Part B

Capital Gain Tax Information

	Amount	
Additional Information for Item 18		
Capital Gains - Discounted Method	0	(Grossed up amount)
Capital Gains - Other Method	0	
Total Current Year Capital Gains	0	
Capital Gains Tax (CGT) Concession Amount	0	
Tax-deferred amounts	0	

PLEASE RETAIN THIS STATEMENT FOR INCOME TAX PURPOSES

**SEQ Homemaker Trust 1
 2018 Tax Return Information**

Part C	Components of Distribution		
	Cash Distribution	Tax Paid/Offsets	Taxable Income
<u>Australian Income</u>			
Dividends – Franked Amount	0	0	0
Dividends – Unfranked Amount	0	0	0
Interest	0	0	0
Other Income	0	0	0
Non-Primary Production Income	349	0	0
<u>Capital Gains</u>			
Discount Capital Gains	0		0
CGT Concession Amount	0		0
Capital Gains – Indexation Method	0		0
Capital Gains – Other Method	0		0
Distributed Capital Gains	0		0
Net Capital Gains	0		0
<u>Foreign Income</u>			
Interest Income	0		0
Modified Passive Income	0		0
Other Assessable Foreign Income	0		0
Assessable Foreign Income	0		0
<u>Other Non-assessable Amounts</u>			
Tax-exempted Amounts	0		
Tax-free Amounts	0		
Tax-deferred Amounts	0		
Less TFN Amounts Withheld/ Non-resident withholding	0		
Less Other Expenses	0		
Less Distribution owing at year end relating to current year	158		
Net Cash Distributions	191		
<u>Additional Capital Gains Information</u>			
Capital Gains- Discount Method	0		
Capital Gains- Index Method	0		
Capital Gains- Other Method	0		
Total Current Year Capital Gain	0		

PLEASE RETAIN THIS STATEMENT FOR INCOME TAX PURPOSES

From: Laura Mann <Laura.Mann@sentinelpg.com.au>
Sent: Wednesday, 16 January 2019 4:00 PM
To: Courtney Creevey <courtney@mcaqld.com.au>
Subject: RE: Sherlock Superannuation Fund

Hi Courtney,

As requested, we advise the value per unit for units held in the below trusts as at 30 June 2018.

Trust Name	Unit Price
Sentinel Cleveland Business Park Trust	\$ 1.23
Sentinel Regional Office Trust	\$ 1.085
Sentinel Ipswich Homemaker Trust	NIL
Sentinel Infrastructure Trust (Airlie Beach)	\$ 1.12
Sentinel Health Trust	NIL
Sentinel SEQ Homemaker Trust 1 - Rothwell	NIL
Sentinel Jimboomba Retail Trust	NIL
Sentinel Homemaker Trust No. 2 - Northpoint	\$ 1.65
Mackay Retail Trust	\$ 0.93
Sentinel Industrial Trust	\$ 1.186
Sentinel Countrywide Retail Trust	\$ 0.96
Sentinel Citilink Trust	\$ 1.33
Sentinel Orange Homemaker Trust	\$ 1.16
Sentinel Robina Office Trust	\$ 0.93
Sentinel Bourke Street Retail Trust	NIL
Sentinel Rutherford Homemaker Trust	NIL
Sentinel Mackay Industrial Trust (Paget)	\$ 1.05
Sentinel Dandenong Homemaker Trust	NIL
Sentinel Springwood Retail Trust	\$ 1.10
Sentinel Income Trust	\$ 1.03
Sentinel Paget Industrial Trust (Orionstone)	NIL
Sentinel Tuggerah Industrial Trust	NIL

Sentinel Homemaker (Open Ended) Trust	\$	0.95
Sentinel Tuggeranong Retail Trust	\$	1.45
Sentinel DFO Cairns Trust	\$	1.12

The value has been internally determined by reference to objective and supportable market data, and the financial statements of the Trust as at 30 June 2018. The Trustee has concluded that the trust is a non-reporting entity and therefore special purpose financial statements have been prepared. N.B. Units in sold trusts have NIL value and will be cancelled in due course.

Richlands, Menai and Sarina made no distributions in FY2018 so tax statements were not issued.

- Sentinel Regional Office Trust – Purchase documentation for the additional 600,000 units purchased – I have attached the two unit holding certificate for the units purchased during the financial year
- Sentinel Health Trust- Sale documentation for the 380,000 units (I have attached a copy of a capital gains advice we have received in the past) – We no longer provide capital gains statements, however I have attached the capital return statements that were issued, there is still a 5% unitholding of original amount, with NIL value which will be cancelled at the time of trust termination
- Sentinel Industrial Trust- Sale documentation for the 450,000 units – I'm unsure what you mean by this, do you have anymore information
- Sentinel Jimboomba Retail Trust- Sale documentation for the 40,000 – I have attached the FY2018 tax statement showing 0 unitholding
- Sentinel Orange Homemaker Trust- Sale documentation for the 380,000 units – This asset is not sold – distributions are just currently on hold, I have attached the tax statement for FY2018

Kind regards

Backoffis User3

From: Laura Mann <Laura.Mann@sentinelpg.com.au>
Sent: Tuesday, 22 January 2019 3:31 PM
To: Courtney Creevey
Subject: RE: Sherlock Superannuation Fund
Attachments: Sentinel Regional Office Trust - Jacana House - Sentinel Distribution Statement Apr 2017 (7).pdf; Sentinel Regional Office Trust - River Quays - Sentinel Distribution Statement Feb 2018 (5).pdf; Sentinel Health Trust - Sentinel Distribution Statement Jul 2017 (3).pdf; 16 Sherlock Super Fund.pdf; 19 Nameless Pty Ltd ATF The Sherlock Super Fund.pdf; 73 The Sherlock Super Fund.pdf; 27 The Sherlock Super Fund.pdf; Unit Holding Certificate - Sherlock Super Fund.pdf

Hi Courtney,

I can confirm the following values and units as at 30 June 2018:

Trust Name	Unit Price	Units
Sentinel Menai Retail Trust	sold	500,000
Sentinel Richlands Industrial Trust	sold	300,000
Sentinel Sarina Development Trust	\$ 0.98	322,500

Statements were not provided for the Health Trust payment on 04/10/2017 and 20/10/2017

I have attached all other requested documents.

Kind regards,

Laura Mann
INVESTOR RELATIONS COORDINATOR

Level 9, 300 Queen Street Brisbane QLD 4000
GPO Box 2333 Brisbane QLD 4001

t. (07) 3733 1660
e. laura.mann@sentinelpg.com.au
w. www.sentinelpg.com.au
s. Facebook | Linked In | Twitter



This email including any attachments may contain privileged and/or confidential information and is intended only for the addressee. Please notify the sender immediately if you are not the intended addressee. You must not copy, disclose or disseminate the contents of this email to any party. Sentinel makes no warranty as to the accuracy of the information contained in this email or that the email is virus free.

From: Courtney Creevey <courtney@mcaqld.com.au>
Sent: Friday, 18 January 2019 1:41 PM
To: Laura Mann <Laura.Mann@sentinelpg.com.au>
Subject: RE: Sherlock Superannuation Fund

Hi Laura,

Thanks for sending through the information so quickly.

I just have a couple of outstanding queries/additional queries:

1. Can you please confirm the market value and units for the 3 trusts that did not issue Tax Statements
 - Sentinel Menai Trust- 500,000 units at NIL Value
 - Sentinel Richlands Trust-300,000 units at NIL Value
 - Sentinel Sarina Trust-322,500 units – *Please confirm the value*

We just require this on an email for our auditor to confirm

2. Sentinel Health Trust- Can we please have the attachment for the capital return statement for the \$60,000 received on 28/07/2017?

3. Sentinel Industrial Trust- Can we please have the transaction an unit holdings for all purchases of units during the year? An additional 712,141 units were purchased. Per the tax statement the super fund now holds 1,262,141 units
4. Also are you able to please provide the distribution statements (if available) for the following distributions
 - 13/07/2017 Sentinel Jacana Distribution \$107.52
 - 04/10/2017 Sentinel Health Trust Distribution \$48,206.86
 - 20/10/2017 Sentinel Health Trust Distribution \$4,822.80
 - 13/02/2018 Sentinel Riv Quays Distribution \$52.01

Much appreciated.

Kind regards,

Courtney Henderson
MCA Chartered Accountants
Ph: (07) 3252 9477
Fax: (07) 3252 9677



Liability Limited by a scheme approved under the Professional Standards Legislation

DISCLAIMER:

This message and any attachments, or any part of it is intended solely for the named addressee. Reading, printing, distribution, storing, commercializing or acting on this transmission or any information it contains, by anyone other than the addressee, is prohibited. If you have received this message in error, please destroy all copies and notify MCA Chartered Accountants on +61 7 3252 9477 or by replying to the sender. This message may contain legally privileged and confidential information, and/or copyright material of MCA Chartered Accountants or third parties. MCA Chartered Accountants is not responsible for any changes made to a document other than those made by MCA Chartered Accountants, or for the effect of the changes on the document's meaning. You should only re-transmit, distribute or commercialize the material if you are authorised to do so. Any views expressed in this message are those of the individual sender. You may not rely on this message as advice unless subsequently confirmed by fax or letter signed by a Partner of MCA Chartered Accountants. MCA Chartered Accountants advises that this e-mail and any attached files should be scanned to detect viruses. MCA Chartered Accountants accepts no liability for loss or damage (whether caused by negligence or not) resulting from the use of any attached files.

Laura Mann
INVESTOR RELATIONS COORDINATOR

Level 9, 300 Queen Street Brisbane QLD 4000
GPO Box 2333 Brisbane QLD 4001

t. (07) 3733 1660
e. laura.mann@sentinelpg.com.au
w. www.sentinelpg.com.au
s. Facebook | Linked In | Twitter



This email including any attachments may contain privileged and/or confidential information and is intended only for the addressee. Please notify the sender immediately if you are not the intended addressee. You must not copy, disclose or disseminate the contents of this email to any party. Sentinel makes no warranty as to the accuracy of the information contained in this email or that the email is virus free.

From: Courtney Creevey <courtney@mcaqld.com.au>
Sent: Wednesday, 16 January 2019 3:07 PM
To: Laura Mann <Laura.Mann@sentinelpg.com.au>
Cc: Belinda Millist <Belinda.millist@sentinelpg.com.au>
Subject: Sherlock Superannuation Fund

Hi Laura,

Last year you were able to send me some documentation required from Sentinel for the Sherlock Superannuation Fund. We are currently in the process of completing the 30 June 2018 work and we have the following queries:

1. Could you please provide the 30/06/2018 market values for all Sentinel Investments held by the Sherlock Superannuation Fund (refer attached).
If you note any investments are missing, could you please add these onto the excel worksheet and provide the market value, purchase documentation and tax statements?
2. Could you please provide the 2018 Tax Statements for:
 - Sentinel Richlands Industrial Trust
 - Sentinel Menai Trust
 - Sentinel Sarina

3. Could you please provide documentation for the following:

- Sentinel Regional Office Trust – Purchase documentation for the additional 600,000 units purchased
- Sentinel Health Trust- Sale documentation for the 380,000 units (I have attached a copy of a capital gains advice we have received in the past)
- Sentinel Industrial Trust- Sale documentation for the 450,000 units
- Sentinel Jimboomba Retail Trust- Sale documentation for the 40,000
- Sentinel Orange Homemaker Trust- Sale documentation for the 380,000 units

Thanks for your help

Kind regards,

Courtney Henderson

MCA Chartered Accountants

Ph: (07) 3252 9477

Fax: (07) 3252 9677



Liability Limited by a scheme approved under the Professional Standards Legislation

DISCLAIMER:

This message and any attachments, or any part of it is intended solely for the named addressee. Reading, printing, distribution, storing, commercializing or acting on this transmission or any information it contains, by anyone other than the addressee, is prohibited. If you have received this message in error, please destroy all copies and notify MCA Chartered Accountants on +61 7 3252 9477 or by replying to the sender. This message may contain legally privileged and confidential information, and/or copyright material of MCA Chartered Accountants or third parties. MCA Chartered Accountants is not responsible for any changes made to a document other than those made by MCA Chartered Accountants, or for the effect of the changes on the document's meaning. You should only re-transmit, distribute or commercialize the material if you are authorised to do so. Any views expressed in this message are those of the individual sender. You may not rely on this message as advice unless subsequently confirmed by fax or letter signed by a Partner of MCA Chartered Accountants. MCA Chartered Accountants advises that this e-mail and any attached files should be scanned to detect viruses. MCA Chartered Accountants accepts no liability for loss or damage (whether caused by negligence or not) resulting from the use of any attached files.



t. 07 3733 1660
 w. www.sentinelpg.com.au
 a. Level 9, 300 Queen St
 Brisbane QLD 4001
 p. GPO Box 2333
 Brisbane QLD 4001

Nameless Pty Ltd ATF The Sherlock Super Fund
 21 Fewings Street
 TOOWONG Q 4066

Via email: michael@michaelsherlock.com.au

Valid Investor **TFN** Held: Yes

SENTINEL COUNTRYWIDE RETAIL TRUST

TRANSACTION AND UNIT HOLDING STATEMENT

DATE	DESCRIPTION	AMOUNT RECEIVED	UNITS ISSUED	TOTAL UNITHOLDING CONSOLIDATED
7 th Nov 2017	UPDATED BALANCE	\$242,400	240,000	985,960

THE ATO ADVISES YOU KEEP THIS STATEMENT. THE DISPOSAL OF UNITS MAY LEAD TO CAPITAL GAINS TAX.



Level 9, 300 Queen Street, Brisbane Qld 4000
 GPO Box 2333, Brisbane Qld 4001
 t 07 3733 1660 f 07 3733 1669

Michael Sherlock
 Nameless Pty Ltd ATF The Sherlock Super Fund
 21 Fewings Street
 Toowong QLD 4066

Via email:michael@michaelsherlock.com.au

Tax File Number provided: Yes

Sentinel Health Trust

Distribution Statement - July 2017

Period: Special Distribution

DATE	UNITHOLDING BALANCE	DISTRIBUTION AMOUNT
July 2017	340,000	\$60,000.00

Payment Details

Your Distribution was transferred to the following account on 28 July 2017*:

Bank: ANZ
 BSB: 014 002
 Account Number: 498 659 821

*Please note that payments may take 1 to 3 business days to appear in your account, depending on the receiving bank.

THIS STATEMENT IS NOT TO BE USED FOR INCOME TAX RETURN PREPARATION PURPOSES. A FINAL STATEMENT DETAILING THE TAX BREAKDOWN FOR THIS FINANCIAL YEAR WILL BE ISSUED FOLLOWING THE COMPLETION OF THE YEAR END DISTRIBUTION PROCESS.



Level 9, 300 Queen Street, Brisbane Qld 4000
 GPO Box 2333, Brisbane Qld 4001
 t 07 3733 1660 f 07 3733 1669

Michael Sherlock
 Nameless Pty Ltd ATF The Sherlock Super Fund
 21 Fewings Street
 Toowong QLD 4066

Via email:michael@michaelsherlock.com.au

Tax File Number provided: Yes

Sentinel Health Trust

Distribution Statement - September 2017

Period: Special Distribution

DATE	UNITHOLDING BALANCE	DISTRIBUTION AMOUNT
September 2017	200,000	\$140,000.00

Payment Details

Your Distribution was transferred to the following account on 1 September 2017*:

Bank: ANZ
 BSB: 014 002
 Account Number: 498 659 821

*Please note that payments may take 1 to 3 business days to appear in your account, depending on the receiving bank.

THIS STATEMENT IS NOT TO BE USED FOR INCOME TAX RETURN PREPARATION PURPOSES. A FINAL STATEMENT DETAILING THE TAX BREAKDOWN FOR THIS FINANCIAL YEAR WILL BE ISSUED FOLLOWING THE COMPLETION OF THE YEAR END DISTRIBUTION PROCESS.



Level 9, 300 Queen Street, Brisbane Qld 4000
 GPO Box 2333, Brisbane Qld 4001
 t 07 3733 1660 f 07 3733 1669

Michael Sherlock
 Nameless Pty Ltd ATF The Sherlock Super Fund
 21 Fewings Street
 Toowong QLD 4066

Via email:michael@michaelsherlock.com.au

Tax File Number provided: Yes

Sentinel Health Trust

Distribution Statement - September 2017

Period: Special Distribution

DATE	UNITHOLDING BALANCE	DISTRIBUTION AMOUNT
September 2017	140,000	\$60,000.00

Payment Details

Your Distribution was transferred to the following account on 12 September 2017*:

Bank: ANZ
 BSB: 014 002
 Account Number: 498 659 821

*Please note that payments may take 1 to 3 business days to appear in your account, depending on the receiving bank.

THIS STATEMENT IS NOT TO BE USED FOR INCOME TAX RETURN PREPARATION PURPOSES. A FINAL STATEMENT DETAILING THE TA BREAKDOWN FOR THIS FINANCIAL YEAR WILL BE ISSUED FOLLOWING THE COMPLETION OF THE YEAR END DISTRIBUTION PROCESS.



Level 9, 300 Queen Street, Brisbane Qld 4000
 GPO Box 2333, Brisbane Qld 4001
 t 07 3733 1660 f 07 3733 1669

Michael Sherlock
 Nameless Pty Ltd ATF The Sherlock Super Fund
 21 Fewings Street
 Toowong QLD 4066

Via email:michael@michaelsherlock.com.au

Tax File Number provided: Yes

Sentinel Health Trust

Distribution Statement - September 2017

Period: Special Distribution

DATE	UNITHOLDING BALANCE	DISTRIBUTION AMOUNT
September 2017	80,000	\$60,000.00

Payment Details

Your Distribution was transferred to the following account on 18 September 2017*:

Bank: ANZ
 BSB: 014 002
 Account Number: 498 659 821

*Please note that payments may take 1 to 3 business days to appear in your account, depending on the receiving bank.

THIS STATEMENT IS NOT TO BE USED FOR INCOME TAX RETURN PREPARATION PURPOSES. A FINAL STATEMENT DETAILING THE TA BREAKDOWN FOR THIS FINANCIAL YEAR WILL BE ISSUED FOLLOWING THE COMPLETION OF THE YEAR END DISTRIBUTION PROCESS.



Level 9, 300 Queen Street, Brisbane Qld 4000
 GPO Box 2333, Brisbane Qld 4001
 t 07 3733 1660 f 07 3733 1669

Michael Sherlock
 Nameless Pty Ltd ATF The Sherlock Super Fund
 21 Fewings Street
 Toowong QLD 4066

Via email:michael@michaelsherlock.com.au

Tax File Number provided: Yes

Sentinel Health Trust

Distribution Statement - September 2017

Period: Special Distribution

DATE	UNITHOLDING BALANCE	DISTRIBUTION AMOUNT
September 2017	20,000	\$60,000.00

Payment Details

Your Distribution was transferred to the following account on 22 September 2017*:

Bank: ANZ
 BSB: 014 002
 Account Number: 498 659 821

*Please note that payments may take 1 to 3 business days to appear in your account, depending on the receiving bank.

THIS STATEMENT IS NOT TO BE USED FOR INCOME TAX RETURN PREPARATION PURPOSES. A FINAL STATEMENT DETAILING THE TAX BREAKDOWN FOR THIS FINANCIAL YEAR WILL BE ISSUED FOLLOWING THE COMPLETION OF THE YEAR END DISTRIBUTION PROCESS.

Backoffis User3

From: Laura Mann <Laura.Mann@sentinelpg.com.au>
Sent: Tuesday, 19 February 2019 10:45 AM
To: Courtney Creevey
Subject: RE: Sherlock Superannuation Fund
Attachments: Sentinel Health Trust - Sentinel Distribution Statement Jul 2017 (8).pdf; Sentinel Health Trust - Sentinel Distribution Statement Sep 2017 (28).pdf; Sentinel Health Trust - Sentinel Distribution Statement Sep 2017 (29).pdf; Sentinel Health Trust - Sentinel Distribution Statement Sep 2017 (30).pdf; Sentinel Health Trust - Sentinel Special Distribution Statement Sep 2017 (18).pdf

Hi Courtney,

1.

Ipswich Homemaker Trust

The Ipswich Homemaker Trust was cloned prior to sale (8 January 2018), no further investment was made, the market value is the same for No 2 and No 3 as No 1. If you add the net cash distributions across the three tax statements, you will get the total amount paid.

Cost base split (if you require)

Ipswich 1: 63.61%

Ipswich 2: 27.2%

Ipswich 3: 9.19%

Tuggerah Industrial Trust

The asset was sold into the Sentinel Industrial Trust, the Sherlock's elected to roll their investment into SIT as opposed to cashing out.

Paget Industrial Trust

The asset was sold into the Sentinel Industrial Trust, the Sherlock's elected to roll their investment into SIT as opposed to cashing out.

Health Trust

The initial Investment was \$400,000, the proceeds during the 2017-2018 financial year were equal to \$433,029.66.

25/07/2017	Capital Return	\$60,000.00
1/09/2017	Capital Return	\$140,000.00
12/09/2017	Capital Return	\$60,000.00
18/09/2017	Capital Return	\$60,000.00
22/09/2017	Capital Return	\$60,000.00
29/09/2017	Capital Return	\$48,206.86

20/10/2017	Termination	\$4,822.80
------------	-------------	------------

The difference between the initial investment and proceeds is the posted income (Net Cash Distribution) on the tax statement - \$33,029.66.
The SF still holds 20,000 units at NIL value.

2.

- a) This was a rollover from an existing trust – Tuggerah industrial Trust into the Sentinel Industrial Trust. No further money was provided
- b) This was a rollover from an existing trust – Paget Industrial Trust into the Sentinel Industrial Trust. No further money was provided

Kind regards

Laura Mann

INVESTOR RELATIONS COORDINATOR

Level 9, 300 Queen Street Brisbane QLD 4000
GPO Box 2333 Brisbane QLD 4001

t. (07) 3733 1660

e. laura.mann@sentinelpg.com.au

w. www.sentinelpg.com.au

S. [Facebook](#) | [Linked In](#) | [Twitter](#)



This email including any attachments may contain privileged and/or confidential information and is intended only for the addressee. Please notify the sender immediately if you are not the intended addressee. You must not copy, disclose or disseminate the contents of this email to any party. Sentinel makes no warranty as to the accuracy of the information contained in this email or that the email is virus free.

From: Courtney Creevey <courtney@mcaqld.com.au>

Sent: Monday, 11 February 2019 9:59 AM

To: Laura Mann <Laura.Mann@sentinelpg.com.au>

Subject: RE: Sherlock Superannuation Fund

Hi Laura,

Thanks for all the information provided. We have now been through all the transactions in the fund and we have a couple of investments which have a discrepancy:

1. Please see my attached excel summary and tax statements showing the differences in the income received. Are you able to provide supporting documentation for the differences? If some are due to a return of capital please provide a statement.
 - a. Also I note this year we have receive 3 tax statements for Ipswich Homemaker (No 1, No 2 and No 3). Are these each new separate investments? If so, can you please provide us the transaction statement, the market value and the date the shares were purchased.
2. The following purchases we are unable to see the funds coming directly from the SMSF's bank account:
 - a. 24/11/2017 Purchase of 110,455 Sentinel Industrial Units for \$131,000. Can you confirm the date Sentinel received the proceeds from the fund?
 - b. 23/04/2018 Purchase of 84,317 Sentinel Industrial Trust Units for \$100,000. Can you confirm the date Sentinel Received the proceeds from the fund?

If you could please provide supporting documentation that would be appreciated. At present, we are currently unable to send to our Auditor as they will require the above.

Please note I will be on leave from 1st March 2019

Kind regards,

Courtney Henderson
MCA Chartered Accountants
Ph: (07) 3252 9477
Fax: (07) 3252 9677



Liability Limited by a scheme approved under the Professional Standards Legislation

DISCLAIMER:



The Peak Partnership
CHARTERED ACCOUNTANTS

D3-7/1

17 Mt Gravatt-Capalaba Road (PO Box 6048)

Upper Mt Gravatt Qld 4122

P: 07 3360 9888 F: 07 3422 0999

www.peakpartnership.com.au

Peak Partnership Pty Ltd ABN 24 064 723 550

Liability limited by a scheme approved under
Professional Standards Legislation



CHARTERED ACCOUNTANTS
AUSTRALIA • NEW ZEALAND

Please sign & Return to:
The Peak Partnership

**SENTINEL TUGGERAH INDUSTRIAL TRUST
FINANCIAL STATEMENTS
FOR THE YEAR ENDED 30 JUNE 2018**

SENTINEL TUGGERAH INDUSTRIAL TRUST
CONTENTS
FOR THE YEAR ENDED 30 JUNE 2018

Compilation report	1
Income statement	2
Balance sheet	4
Notes to the financial statements	5
Declaration	9

SENTINEL TUGGERAH INDUSTRIAL TRUST COMPILATION REPORT

We have compiled the accompanying special purpose financial statements of Sentinel Tuggerah Industrial Trust which comprise the balance sheet as at 30 June 2018, and the income statement for the year then ended, a summary of significant accounting policies and other explanatory notes. The specific purpose for which the special purpose financial statements have been prepared is to provide information relating to the performance and financial position of the trust that satisfies the information needs of the director of the trustee company and of the beneficiaries.

The responsibility of the trustee

The director of the trustee company is solely responsible for the information contained in the special purpose financial statements, the reliability, accuracy and completeness of the information and for the determination that the basis of accounting used is appropriate to meet their needs and for the purpose that the financial statements were prepared.

Our responsibility

On the basis of information provided by the director of the trustee company, we have compiled the accompanying special purpose financial statements in accordance with the basis of accounting as described in the notes to the financial statements and APES 315: Compilation of Financial Information.

We have applied our expertise in accounting and financial reporting to compile these financial statements in accordance with the basis of accounting described in the notes to the financial statements. We have complied with the relevant ethical requirements of APES 110 Code of Ethics for Professional Accountants.

Assurance disclaimer

Since a compilation engagement is not an assurance engagement, we are not required to verify the reliability, accuracy or completeness of the information provided to us by management to compile these financial statements. Accordingly, we do not express an audit opinion or a conclusion on these financial statements.

The special purpose financial statements were compiled exclusively for the benefit of the trustee of the trustee company who is responsible for the reliability, accuracy and completeness of the information used to compile them. We do not accept responsibility for the contents of the special purpose financial statements.

Firm	The Peak Partnership
Address	Level 1, 17-19 Mount Gravatt-Capalaba Road Upper Mount Gravatt QLD 4122
Date	11 July 2018

Signed

The Peak Partnership
.....

SENTINEL TUGGERAH INDUSTRIAL TRUST
INCOME STATEMENT
FOR THE YEAR ENDED 30 JUNE 2018

	2018	2017
	\$	\$
INCOME		
Interest Received	7,171	11,793
Outgoings recovered	112,913	257,328
Rent Received	765,934	1,938,440
Other Income	-	338
Capital Gain(Loss) on Sale of Non-current Assets	5,273,369	-
	<hr/>	<hr/>
	6,159,386	2,207,898
EXPENSES		
Accountancy Fees	12,095	5,025
Administration Costs	8,568	6,120
Advertising & Marketing	1,940	3,297
Amortisation	671	671
Bank Charges	602	1,961
Bookkeeping Fees	14,400	10,200
Borrowing Costs	32,078	18,561
Call Centre Costs	870	-
Cleaning	10,770	-
Consultancy Fees	1,977	4,537
Depreciation - Buildings	95,228	243,064
Depreciation - Fixtures & Fittings	70,387	228,481
Facility Fees	259	-
Filing Fees	254	362
Fire Levy/Evacuation Training	7,870	17,062
Gardening Costs	6,479	10,949
Insurance	8,173	16,036
Interest Paid & Facility Fees	162,143	423,113
Land Tax	20,882	48,338
Legal Costs	114	3,631
Performance Fee	934,900	-
Property Management Fees	17,126	50,524
Rates	13,331	33,045
Repairs & Maintenance	41,339	58,714
Telephone	-	952
Travelling Expenses	585	3,480
Trust Management Fees	67,100	156,356
Water Rates	11,371	14,655
	<hr/>	<hr/>
	1,541,511	1,359,135
NET PROFIT	<hr/>	<hr/>
	4,617,875	848,763

The accompanying notes form part of these financial statements.
These statements should be read in conjunction with the attached compilation report of The Peak Partnership.

SENTINEL TUGGERAH INDUSTRIAL TRUST
INCOME STATEMENT
FOR THE YEAR ENDED 30 JUNE 2018

	2018	2017
	\$	\$
Retained earnings (accumulated losses) at beginning of the financial year	-	-
TOTAL AVAILABLE FOR DISTRIBUTION	<u>4,617,875</u>	<u>848,763</u>
Distribution of Profits to Beneficiaries	4,617,875	848,763
RETAINED EARNINGS (ACCUMULATED LOSSES) AT THE END OF THE FINANCIAL YEAR	<u>-</u>	<u>-</u>

The accompanying notes form part of these financial statements.
 These statements should be read in conjunction with the attached compilation report of The Peak Partnership.

SENTINEL TUGGERAH INDUSTRIAL TRUST
BALANCE SHEET
FOR THE YEAR ENDED 30 JUNE 2018

	<i>Note</i>	<i>2018</i> \$	<i>2017</i> \$
CURRENT ASSETS			
Cash and Cash Equivalents	3	19,359	868,936
Trade and Other Receivables	4	2,763	3,955
Other Current Assets	5	-	30,355
TOTAL CURRENT ASSETS		22,122	903,246
NON-CURRENT ASSETS			
Property, plant and equipment	6	-	17,275,643
Other Non-Current Assets	5	-	33,243
TOTAL NON-CURRENT ASSETS		-	17,308,887
TOTAL ASSETS		22,122	18,212,132
CURRENT LIABILITIES			
Trade and Other Payables	7	22,122	63,146
Borrowings	8	-	10,800,000
TOTAL CURRENT LIABILITIES		22,122	10,863,146
TOTAL LIABILITIES		22,122	10,863,146
NET ASSETS		-	7,348,986
EQUITY			
Non Deductible Expenses		(614)	-
Trust Capital		7,348,986	7,541,823
Return of Capital during the period		(7,348,373)	(192,837)
TOTAL EQUITY		-	7,348,986

The accompanying notes form part of these financial statements.
These statements should be read in conjunction with the attached compilation report of The Peak Partnership.

SENTINEL TUGGERAH INDUSTRIAL TRUST
NOTES TO THE FINANCIAL STATEMENTS
FOR THE YEAR ENDED 30 JUNE 2018

The financial statements cover Sentinel Tuggerah Industrial Trust and have been prepared in accordance with the trust deed to meet the needs of stakeholders and to assist in the preparation of the tax return.

Comparatives are consistent with prior years, unless otherwise stated.

1 Basis of preparation

The trust is non-reporting since there are unlikely to be any users who would rely on the general purpose financial statements.

The special purpose financial statements have been prepared in accordance with the significant accounting policies described below and do not comply with any Australian Accounting Standards unless otherwise stated.

The financial statements have been prepared on an accruals basis and are based on historical costs modified, where applicable, by the measurement at fair value of selected non-current assets, financial assets and financial liabilities.

Significant accounting policies adopted in the preparation of these financial statements are presented below and are consistent with prior reporting periods unless otherwise stated.

2 Summary of significant accounting policies

Revenue and other income

All revenue is stated net of the amount of goods and services tax (GST).

Interest Revenue

Interest is recognised using the effective interest method.

Goods and services tax (GST)

Revenue, expenses and assets are recognised net of the amount of goods and services tax (GST), except where the amount of GST incurred is not recoverable from the Australian Taxation Office (ATO).

Receivables and payables are stated inclusive of GST.

The net amount of GST recoverable from, or payable to, the ATO is included as part of receivables or payables in the balance sheet.

These notes should be read in conjunction with the attached compilation report of The Peak Partnership.

SENTINEL TUGGERAH INDUSTRIAL TRUST
NOTES TO THE FINANCIAL STATEMENTS
FOR THE YEAR ENDED 30 JUNE 2018

Cash and cash equivalents

Cash and cash equivalents comprises cash on hand, demand deposits and short-term investments which are readily convertible to known amounts of cash and which are subject to an insignificant risk of change in value.

Property, plant and equipment

Each class of property, plant and equipment is carried at cost less, where applicable, any accumulated depreciation and impairment.

These notes should be read in conjunction with the attached compilation report of The Peak Partnership.

SENTINEL TUGGERAH INDUSTRIAL TRUST
NOTES TO THE FINANCIAL STATEMENTS
FOR THE YEAR ENDED 30 JUNE 2018

	<i>Note</i>	2018	2017
		\$	\$
3 CASH AND CASH EQUIVALENTS			
Cash at Bank - Cheque Account		19,359	863,944
Cash at Bank - Property Management Account		-	4,992
		<u>19,359</u>	<u>868,936</u>
4 TRADE AND OTHER RECEIVABLES			
CURRENT			
GST Refundable		1,963	-
Trade Debtors		-	3,955
Other Debtors		800	-
		<u>2,763</u>	<u>3,955</u>
5 OTHER ASSETS			
CURRENT			
Prepayments		-	30,355
		<u>-</u>	<u>30,355</u>
NON-CURRENT			
Formation Costs		-	671
Borrowing Costs		-	31,959
Capitalised Legal Fees		-	614
		<u>-</u>	<u>33,243</u>
6 PROPERTY, PLANT AND EQUIPMENT			
BUILDINGS			
Land & Buildings - 4 Pioneer Avenue, Tuggerah		-	19,274,138
Less Accumulated Depreciation & Capital Works		-	(1,998,495)
		<u>-</u>	<u>17,275,643</u>
TOTAL PROPERTY, PLANT AND EQUIPMENT		<u>-</u>	<u>17,275,643</u>

These notes should be read in conjunction with the attached compilation report of The Peak Partnership.

SENTINEL TUGGERAH INDUSTRIAL TRUST
NOTES TO THE FINANCIAL STATEMENTS
FOR THE YEAR ENDED 30 JUNE 2018

	<i>Note</i>	2018	2017
		\$	\$
7 TRADE AND OTHER PAYABLES			
CURRENT			
Trade Creditors and Accrued Expenses		22,122	17,712
GST Payable		-	45,434
		22,122	63,146
 8 BORROWINGS			
CURRENT			
Loans - Bank		-	10,800,000
		-	10,800,000

9 ISSUED UNITS

The number of ordinary units on issue is 8,680,000.
The number of performance units on issue is 10,000.

These notes should be read in conjunction with the attached compilation report of The Peak Partnership.

SENTINEL TUGGERAH INDUSTRIAL TRUST
TRUSTEE'S DECLARATION

The director of the trustee company has determined that the trust is not a reporting entity and that this special purpose financial report should be prepared in accordance with the accounting policies described in Note 2 to the financial statements.

The director of the trustee company declares that:

1. The financial statements and notes present fairly the trust's financial position as at 30 June 2018 and its performance for the year ended on that date in accordance with the accounting policies described in Note 2 to the financial statements;
2. In the trustee's opinion there are reasonable grounds to believe that the trust will be able to pay its debts as and when they become due and payable.

This declaration is made in accordance with a resolution of the trustee.

Director



Warren Ebert

Dated

12 OCT 2018



t. 07 3733 1660
 w. www.sentinelpg.com.au
 a. Level 9, 300 Queen St
 Brisbane QLD 4001
 p. GPO Box 2333
 Brisbane QLD 4001

Michael Sherlock
 Nameless Pty Ltd ATF Sherlock Superannuation Fund
 21 Fewings Street
 TOOWONG QLD 4066

Via email: michael@michaelsherlock.com.au

Valid Investor **TFN** Held: Yes

SENTINEL INDUSTRIAL TRUST

TRANSACTION AND UNIT HOLDING STATEMENT

DATE	DESCRIPTION	AMOUNT RECEIVED	UNIT PRICE	UNITS ISSUED
18 th Sept 2017	UPDATED BALANCE	\$118,600	\$1.186	100,000

Units consolidated
 \$650,000

THE ATO ADVISES YOU KEEP THIS STATEMENT. THE DISPOSAL OF UNITS MAY LEAD TO CAPITAL GAINS TAX.

PLEASE KEEP THIS STATEMENT IN A SAFE PLACE FOR FUTURE REFERENCE.

Generation Date: #####



t 07 3733 1660
 w www.sentinelpg.com.au
 a Level 9, 300 Queen Street
 Brisbane QLD 4000
 p GPO Box 2333
 Brisbane QLD 4001

Michael Sherlock
 Nameless Pty Ltd ATF The Sherlock Super Fund
 21 Fewings Street
 Toowong QLD 4066

Via email: michael@michaelsherlock.com.au

Valid Investor TFN Held: Yes

SENTINEL INDUSTRIAL TRUST
69 Tingira Street, Pinkenba QLD 4008

TRANSACTION AND UNIT HOLDING STATEMENT

DATE	DESCRIPTION	AMOUNT RECEIVED	UNITS ISSUED	TOTAL UNITHOLDING CONSOLIDATED
29 th Sep 2017	UPDATED BALANCE	\$200,000	168,634	818,634

THE ATO ADVISES YOU KEEP THIS STATEMENT. THE DISPOSAL OF UNITS MAY LEAD TO CAPITAL GAINS TAX.

PLEASE KEEP THIS STATEMENT IN A SAFE PLACE FOR FUTURE REFERENCE.

Generation Date: 05/10/2017



t. 07 3733 1660
 w. www.sentinelpg.com.au
 a. Level 9, 300 Queen St
 Brisbane QLD 4001
 p. GPO Box 2333
 Brisbane QLD 4001

Michael Sherlock
 Nameless Pty Ltd ATF The Sherlock Super Fund
 21 Fewings Street
 Toowong QLD 4066

Via email: michael@michaelsherlock.com.au

Valid Investor **TFN** Held: Yes

SENTINEL INDUSTRIAL TRUST
4 Pioneer Avenue, Tuggerah NSW 2259

TRANSACTION AND UNIT HOLDING STATEMENT

DATE	DESCRIPTION	AMOUNT RECEIVED	UNITS ISSUED	TOTAL UNITHOLDING CONSOLIDATED
24 th Nov 2017	UPDATED BALANCE	\$131,000	110,455	929,089

THE ATO ADVISES YOU KEEP THIS STATEMENT. THE DISPOSAL OF UNITS MAY LEAD TO CAPITAL GAINS TAX.

PLEASE KEEP THIS STATEMENT IN A SAFE PLACE FOR FUTURE REFERENCE.

Generation Date: 29/11/2017



t. 07 3733 1660
 w. www.sentinelpg.com.au
 a. Level 9, 300 Queen St
 Brisbane QLD 4001
 p. GPO Box 2333
 Brisbane QLD 4001

Michael Sherlock
 Nameless Pty Ltd ATF The Sherlock Super Fund
 21 Fewings Street
 Toowong QLD 4066

Via email: michael@michaelsherlock.com.au

Valid Investor **TFN** Held: Yes

SENTINEL INDUSTRIAL TRUST
 116 Magnesium Drive, Crestmead QLD 4132

TRANSACTION AND UNIT HOLDING STATEMENT

DATE	DESCRIPTION	AMOUNT RECEIVED	UNITS ISSUED	TOTAL UNIT HOLDING CONSOLIDATED
20 th Feb 2018	UPDATED BALANCE	\$295,000	248,735	1,077,824

THE ATO ADVISES YOU KEEP THIS STATEMENT. THE DISPOSAL OF UNITS MAY LEAD TO CAPITAL GAINS TAX.

PLEASE KEEP THIS STATEMENT IN A SAFE PLACE FOR FUTURE REFERENCE.

Generation Date: 20/02/2018



t. 07 3733 1660
 w. www.sentinelpg.com.au
 a. Level 9, 300 Queen St
 Brisbane QLD 4001
 p. GPO Box 2333
 Brisbane QLD 4001

Michael Sherlock
 Nameless Pty Ltd ATF The Sherlock Super Fund
 21 Fewings Street
 Toowong QLD 4066

Via email: michael@michaelsherlock.com.au

Valid Investor TFN Held: Yes

SENTINEL INDUSTRIAL TRUST
107 Farrellys Road, Paget, Mackay, QLD 4740

TRANSACTION AND UNIT HOLDING STATEMENT

DATE	DESCRIPTION	AMOUNT RECEIVED	UNITS ISSUED	TOTAL UNIT HOLDING CONSOLIDATED
23 rd April 2018	UPDATED BALANCE	\$100,000	84,317	1,262,141

THE ATO ADVISES YOU KEEP THIS STATEMENT. THE DISPOSAL OF UNITS MAY LEAD TO CAPITAL GAINS TAX.

PLEASE KEEP THIS STATEMENT IN A SAFE PLACE FOR FUTURE REFERENCE.

Generation Date: 24/04/2018



t. 07 3733 1660
 w. www.sentinelpg.com.au
 a. Level 9, 300 Queen St
 Brisbane QLD 4001
 p. GPO Box 2333
 Brisbane QLD 4001

Michael Sherlock
 Nameless Pty Ltd ATF The Sherlock Super Fund
 21 Fewings Street
 Toowong QLD 4066

Via email: michael@michaelsherlock.com.au

Valid Investor **TFN** Held: Yes

SENTINEL REGIONAL OFFICE TRUST
'Central Plaza' 370 Flinders Street, Townsville QLD 4810

TRANSACTION AND UNIT HOLDING STATEMENT

DATE	DESCRIPTION	AMOUNT RECEIVED	UNITS ISSUED	TOTAL UNITHOLDING CONSOLIDATED
26 th Apr 2018	UPDATED BALANCE	\$350,000	350,000	2,100,000

THE ATO ADVISES YOU KEEP THIS STATEMENT. THE DISPOSAL OF UNITS MAY LEAD TO CAPITAL GAINS TAX.



t. 07 3733 1660
 w. www.sentinelpg.com.au
 a. Level 9, 300 Queen St
 Brisbane QLD 4001
 p. GPO Box 2333
 Brisbane QLD 4001

Michael Sherlock
 Nameless Pty Ltd ATF The Sherlock Super Fund
 21 Fewings Street
 Toowong QLD 4066

Via email: michael@michaelsherlock.com.au

Valid Investor **TFN** Held: Yes

SENTINEL REGIONAL OFFICE TRUST
'River Quays' 7-13 Tomlins Street, South Townsville QLD 4810

TRANSACTION AND UNIT HOLDING STATEMENT

DATE	DESCRIPTION	AMOUNT RECEIVED	UNITS ISSUED	TOTAL UNITHOLDING CONSOLIDATED
21 st Dec 2017	UPDATED BALANCE	\$250,000	250,000	1,750,000

THE ATO ADVISES YOU KEEP THIS STATEMENT. THE DISPOSAL OF UNITS MAY LEAD TO CAPITAL GAINS TAX.



t. 07 3733 1660
 w. www.sentinelpg.com.au
 a. Level 9, 300 Queen St
 Brisbane QLD 4001
 p. GPO Box 2333
 Brisbane QLD 4001

Nameless Pty Ltd ATF The Sherlock Super Fund
 21 Fewings Street
 TOOWONG Q 4066

Via email: michael@michaelsherlock.com.au

Valid Investor **TFN** Held: Yes


SENTINEL ROBINA OFFICE TRUST

TRANSACTION AND UNIT HOLDING STATEMENT

DATE	DESCRIPTION	AMOUNT RECEIVED	UNITS ISSUED	TOTAL UNITHOLDING CONSOLIDATED
17 th Nov 2017	UPDATED BALANCE	\$151,500	150,000	200,000

THE ATO ADVISES YOU KEEP THIS STATEMENT. THE DISPOSAL OF UNITS MAY LEAD TO CAPITAL GAINS TAX.

Blaxland



12th September 2017

Dear Grower/Unitholder

Wind up of St Magnus Vineyard Property Trust and Project

We can now report the formal winding up of the St Magnus Vineyard Property Trust ("Trust") and the St Magnus Vineyard Project. ("Project")

After the sale of all assets, settlement of all liabilities and preparation of final audited accounts, there remained a cash balance of \$135,929.53 in the Project. This sum will be transferred to the Trust, which had a cash balance of \$461,424.45, making a total cash balance available for distribution of \$597,353.98.

There are 1,790,800 Units in issue in the Trust, therefore the final distribution will be \$0.333 per Unit. As an easier method of assessment, there were 242 Grower Lots in issue, therefore the final distribution will be \$2,468.40 per Lot. *taken up as sale proceeds

We shall be paying this amount via electronic funds transfer, so could you please advise Sarah of your bank details if you have not already done so.

Yours sincerely

Neil Mackenzie
Chairman

2018 Workpapers

Section F - I

Liabilities

Sherlock Superannuation Fund

General Ledger

For The Period 01 July 2017 - 30 June 2018

Transaction Date	Description	Units	Debit	Credit	Balance \$
Sundry Creditors (88000)					
Sundry Creditors (88000)					
01/07/2017	Opening Balance				72,000.00 CR
11/07/2017			22,000.00		50,000.00 CR
21/07/2017			25,000.00		25,000.00 CR
31/07/2017			25,000.00		0.00 DR
18/09/2017	To Record Purchase Of Sentinel Industrial Units			F1-1 600.00	600.00 CR
			72,000.00	600.00	600.00 CR
Total Debits:			72,000.00		
Total Credits:				600.00	



t. 07 3733 1660
w. www.sentinelpg.com.au
a. Level 9, 300 Queen St
Brisbane QLD 4001
p. GPO Box 2333
Brisbane QLD 4001

Michael Sherlock
Nameless Pty Ltd ATF Sherlock Superannuation Fund
21 Fewings Street
TOOWONG QLD 4066

Via email: michael@michaelsherlock.com.au

Valid Investor TFN Held: Yes

SENTINEL INDUSTRIAL TRUST

TRANSACTION AND UNIT HOLDING STATEMENT

DATE	DESCRIPTION	AMOUNT RECEIVED	UNIT PRICE	UNITS ISSUED
18 th Sept 2017	UPDATED BALANCE	\$118,600	\$1.186	100,000

\$118,600 As above

\$118,000 Debited in bank

\$ 600 BALANCE PAYABLE

*recorded through Sundry Creditors - per query reply

Units consolidated
\$650,000

THE ATO ADVISES YOU KEEP THIS STATEMENT. THE DISPOSAL OF UNITS MAY LEAD TO CAPITAL GAINS TAX.

PLEASE KEEP THIS STATEMENT IN A SAFE PLACE FOR FUTURE REFERENCE.

Generation Date: #####

2018 Workpapers

Section J - L

Members' Fund

Sherlock Superannuation Fund

Members Summary Report

As at 30 June 2018

Opening Balance	Increases				Decreases						Closing Balance
	Contributions	Transfers In	Net Earnings	Insurance Proceeds	Pensions Paid	Contributions Tax	Taxes Paid	Benefits Paid/ Transfers Out	Insurance Premiums	Member Expenses	
Jennifer Sherlock (Age: 64)											
SHEJEN00002P - Account Based Pension - Tax Free: 76.48%											
1,360,192.06	0.00	0.00	112,936.52	0.00	54,410.00	0.00	0.00	0.00	0.00	0.00	1,418,718.58
SHEJEN00003P - Account Based Pension 2 - Tax Free: 84.16%											
239,807.94	0.00	0.00	19,881.75	0.00	9,590.00	0.00	0.00	0.00	0.00	0.00	250,099.69
SHEJEN00004A - Accumulation											
2,232,353.40	25,501.00	0.00	186,451.16	0.00	0.00	3,750.00	23,098.69	58,650.77	0.00	0.00	2,358,806.10
3,832,353.40	25,501.00	0.00	319,269.43	0.00	64,000.00	3,750.00	23,098.69	58,650.77	0.00	0.00	4,027,624.37
Michael Andrew Sherlock (Age: 66)											
SHEMIC00002P - Account Based Pension - Tax Free: 65.70%											
1,348,521.98	0.00	0.00	111,980.01	0.00	67,430.00	0.00	0.00	0.00	0.00	0.00	1,393,071.99
SHEMIC00003P - Account Based Pension 2 - Tax Free: 77.69%											
251,478.02	0.00	0.00	20,906.58	0.00	12,570.00	0.00	0.00	0.00	0.00	0.00	259,814.60
SHEMIC00004A - Accumulation											
2,770,088.45	25,000.00	0.01	231,065.54	0.00	0.00	3,750.00	28,622.51	59,640.23	0.00	0.00	2,934,141.26
4,370,088.45	25,000.00	0.01	363,952.13	0.00	80,000.00	3,750.00	28,622.51	59,640.23	0.00	0.00	4,587,027.85
8,202,441.85	50,501.00	0.01	683,221.56	0.00	144,000.00	7,500.00	51,721.20	118,291.00	0.00	0.00	8,614,652.22

Members Statement

Jennifer Sherlock
 PO Box 2469
 Toowong, Queensland, 4066, Australia

Your Details

Date of Birth : 14/08/1953
 Age: 64
 Tax File Number: Provided
 Date Joined Fund: 06/06/1995
 Service Period Start Date: 08/05/2015
 Date Left Fund:
 Member Code: SHEJEN00002P
 Account Start Date 30/06/2017
 Account Phase: Retirement Phase
 Account Description: Account Based Pension

Nominated Beneficiaries N/A
 Vested Benefits 1,418,718.58
 Total Death Benefit 1,418,718.58
 Current Salary 0.00
 Previous Salary 0.00
 Disability Benefit 0.00

Your Balance

Total Benefits 1,418,718.58

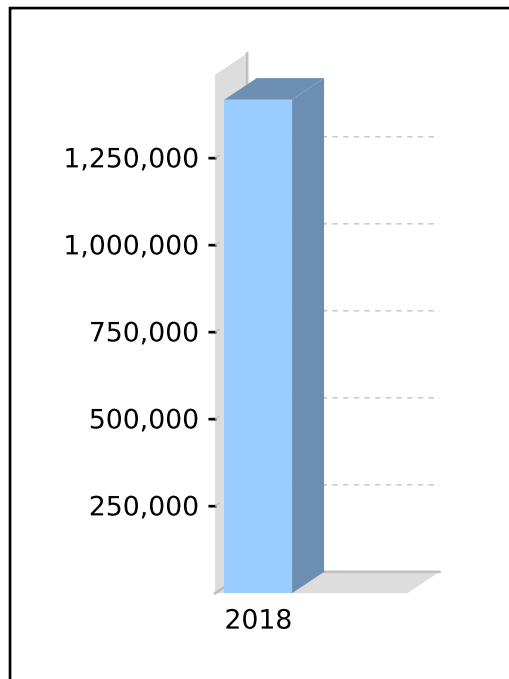
Preservation Components

Preserved

Unrestricted Non Preserved 1,418,718.58
 Restricted Non Preserved

Tax Components

Tax Free (76.48%) 1,085,029.16
 Taxable 333,689.42



Your Detailed Account Summary

	This Year
Opening balance at 01/07/2017	1,360,192.06
<u>Increases to Member account during the period</u>	
Employer Contributions	
Personal Contributions (Concessional)	
Personal Contributions (Non Concessional)	
Government Co-Contributions	
Other Contributions	
Proceeds of Insurance Policies	
Transfers In	
Net Earnings	112,936.52
Internal Transfer In	
<u>Decreases to Member account during the period</u>	
Pensions Paid	54,410.00
Contributions Tax	
Income Tax	
No TFN Excess Contributions Tax	
Excess Contributions Tax	
Refund Excess Contributions	
Division 293 Tax	
Insurance Policy Premiums Paid	
Management Fees	
Member Expenses	
Benefits Paid/Transfers Out	
Superannuation Surcharge Tax	
Internal Transfer Out	
Closing balance at 30/06/2018	1,418,718.58

Members Statement

Jennifer Sherlock
 PO Box 2469
 Toowong, Queensland, 4066, Australia

Your Details

Date of Birth : 14/08/1953
 Age: 64
 Tax File Number: Provided
 Date Joined Fund: 06/06/1995
 Service Period Start Date:
 Date Left Fund:
 Member Code: SHEJEN00003P
 Account Start Date 30/06/2017
 Account Phase: Retirement Phase
 Account Description: Account Based Pension 2

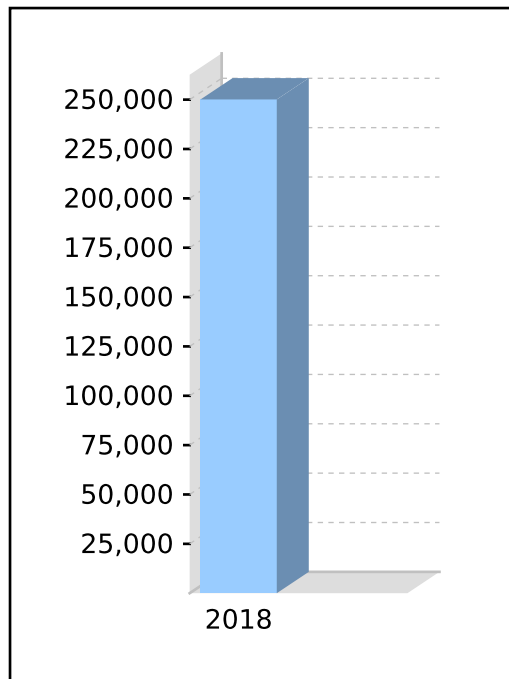
Nominated Beneficiaries N/A
 Vested Benefits 250,099.69
 Total Death Benefit 250,099.69
 Current Salary 0.00
 Previous Salary 0.00
 Disability Benefit 0.00

Your Balance

Total Benefits 250,099.69

Preservation Components
 Preserved
 Unrestricted Non Preserved 250,099.69
 Restricted Non Preserved

Tax Components
 Tax Free (84.16%) 210,493.25
 Taxable 39,606.44



Your Detailed Account Summary

	This Year
Opening balance at 01/07/2017	239,807.94
<u>Increases to Member account during the period</u>	
Employer Contributions	
Personal Contributions (Concessional)	
Personal Contributions (Non Concessional)	
Government Co-Contributions	
Other Contributions	
Proceeds of Insurance Policies	
Transfers In	
Net Earnings	19,881.75
Internal Transfer In	
<u>Decreases to Member account during the period</u>	
Pensions Paid	9,590.00
Contributions Tax	
Income Tax	
No TFN Excess Contributions Tax	
Excess Contributions Tax	
Refund Excess Contributions	
Division 293 Tax	
Insurance Policy Premiums Paid	
Management Fees	
Member Expenses	
Benefits Paid/Transfers Out	
Superannuation Surcharge Tax	
Internal Transfer Out	
Closing balance at 30/06/2018	250,099.69

Members Statement

Jennifer Sherlock
 PO Box 2469
 Toowong, Queensland, 4066, Australia

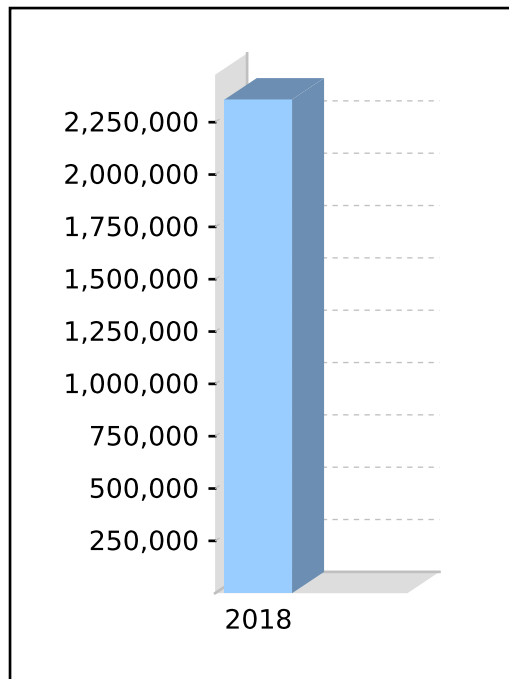
Your Details

Date of Birth : 14/08/1953
 Age: 64
 Tax File Number: Provided
 Date Joined Fund: 06/06/1995
 Service Period Start Date:
 Date Left Fund:
 Member Code: SHEJEN00004A
 Account Start Date 06/06/1995
 Account Phase: Accumulation Phase
 Account Description: Accumulation

Nominated Beneficiaries N/A
 Vested Benefits 2,358,806.10

Your Balance

Total Benefits	2,358,806.10
<u>Preservation Components</u>	
Preserved	262,911.39
Unrestricted Non Preserved	2,095,894.71
Restricted Non Preserved	
<u>Tax Components</u>	
Tax Free	1,649,442.70
Taxable	709,363.40



Your Detailed Account Summary

	This Year
Opening balance at 01/07/2017	2,232,353.40
<u>Increases to Member account during the period</u>	
Employer Contributions	25,000.00
Personal Contributions (Concessional)	
Personal Contributions (Non Concessional)	
Government Co-Contributions	
Other Contributions	501.00
Proceeds of Insurance Policies	
Transfers In	
Net Earnings	186,451.16
Internal Transfer In	
<u>Decreases to Member account during the period</u>	
Pensions Paid	
Contributions Tax	3,750.00
Income Tax	23,098.69
No TFN Excess Contributions Tax	
Excess Contributions Tax	
Refund Excess Contributions	
Division 293 Tax	
Insurance Policy Premiums Paid	
Management Fees	
Member Expenses	
Benefits Paid/Transfers Out	58,650.77
Superannuation Surcharge Tax	
Internal Transfer Out	
Closing balance at 30/06/2018	2,358,806.10

Members Statement

Michael Andrew Sherlock
 PO Box 2469
 Toowong, Queensland, 4066, Australia

Your Details

Date of Birth : 11/12/1951
 Age: 66
 Tax File Number: Provided
 Date Joined Fund: 06/06/1995
 Service Period Start Date: 06/06/1995
 Date Left Fund:
 Member Code: SHEMIC00002P
 Account Start Date 30/06/2017
 Account Phase: Retirement Phase
 Account Description: Account Based Pension

Nominated Beneficiaries N/A
 Vested Benefits 1,393,071.99
 Total Death Benefit 1,393,071.99
 Current Salary 0.00
 Previous Salary 0.00
 Disability Benefit 0.00

Your Balance

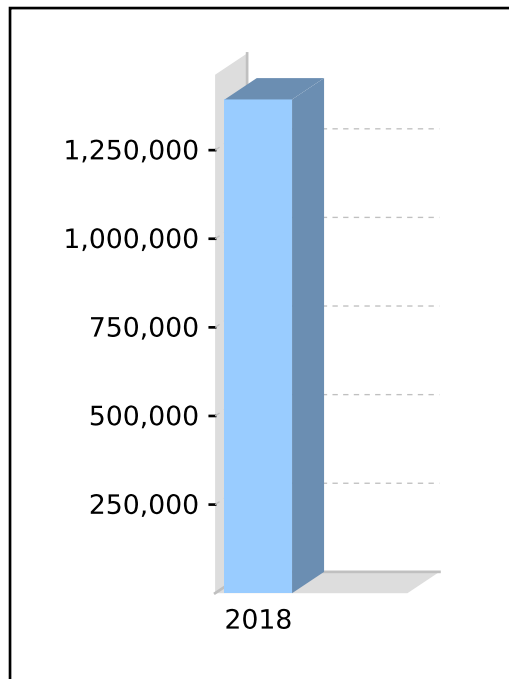
Total Benefits 1,393,071.99

Preservation Components

Preserved
 Unrestricted Non Preserved 1,393,071.99
 Restricted Non Preserved

Tax Components

Tax Free (65.70%) 915,196.19
 Taxable 477,875.80



Your Detailed Account Summary

	This Year
Opening balance at 01/07/2017	1,348,521.98
<u>Increases to Member account during the period</u>	
Employer Contributions	
Personal Contributions (Concessional)	
Personal Contributions (Non Concessional)	
Government Co-Contributions	
Other Contributions	
Proceeds of Insurance Policies	
Transfers In	
Net Earnings	111,980.01
Internal Transfer In	
<u>Decreases to Member account during the period</u>	
Pensions Paid	67,430.00
Contributions Tax	
Income Tax	
No TFN Excess Contributions Tax	
Excess Contributions Tax	
Refund Excess Contributions	
Division 293 Tax	
Insurance Policy Premiums Paid	
Management Fees	
Member Expenses	
Benefits Paid/Transfers Out	
Superannuation Surcharge Tax	
Internal Transfer Out	
Closing balance at 30/06/2018	1,393,071.99

Members Statement

Michael Andrew Sherlock
 PO Box 2469
 Toowong, Queensland, 4066, Australia

Your Details

Date of Birth : 11/12/1951
 Age: 66
 Tax File Number: Provided
 Date Joined Fund: 06/06/1995
 Service Period Start Date:
 Date Left Fund:
 Member Code: SHEMIC00003P
 Account Start Date 30/06/2017
 Account Phase: Retirement Phase
 Account Description: Account Based Pension 2

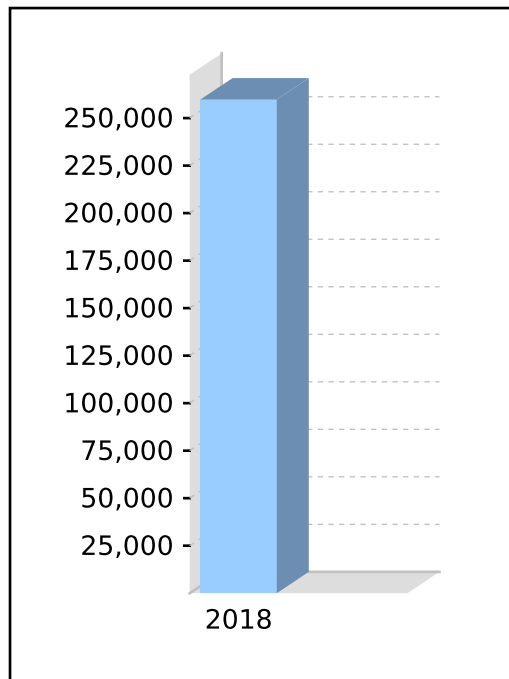
Nominated Beneficiaries N/A
 Vested Benefits 259,814.60
 Total Death Benefit 259,814.60
 Current Salary 0.00
 Previous Salary 0.00
 Disability Benefit 0.00

Your Balance

Total Benefits 259,814.60

Preservation Components
 Preserved
 Unrestricted Non Preserved 259,814.60
 Restricted Non Preserved

Tax Components
 Tax Free (77.69%) 201,857.06
 Taxable 57,957.54



Your Detailed Account Summary

	This Year
Opening balance at 01/07/2017	251,478.02
<u>Increases to Member account during the period</u>	
Employer Contributions	
Personal Contributions (Concessional)	
Personal Contributions (Non Concessional)	
Government Co-Contributions	
Other Contributions	
Proceeds of Insurance Policies	
Transfers In	
Net Earnings	20,906.58
Internal Transfer In	
<u>Decreases to Member account during the period</u>	
Pensions Paid	12,570.00
Contributions Tax	
Income Tax	
No TFN Excess Contributions Tax	
Excess Contributions Tax	
Refund Excess Contributions	
Division 293 Tax	
Insurance Policy Premiums Paid	
Management Fees	
Member Expenses	
Benefits Paid/Transfers Out	
Superannuation Surcharge Tax	
Internal Transfer Out	
Closing balance at 30/06/2018	259,814.60

Members Statement

Michael Andrew Sherlock
 PO Box 2469
 Toowong, Queensland, 4066, Australia

Your Details

Date of Birth : 11/12/1951
 Age: 66
 Tax File Number: Provided
 Date Joined Fund: 06/06/1995
 Service Period Start Date:
 Date Left Fund:
 Member Code: SHEMIC00004A
 Account Start Date 06/06/1995
 Account Phase: Accumulation Phase
 Account Description: Accumulation

Nominated Beneficiaries N/A
 Vested Benefits 2,934,141.26

Your Balance

Total Benefits 2,934,141.26

Preservation Components

Preserved

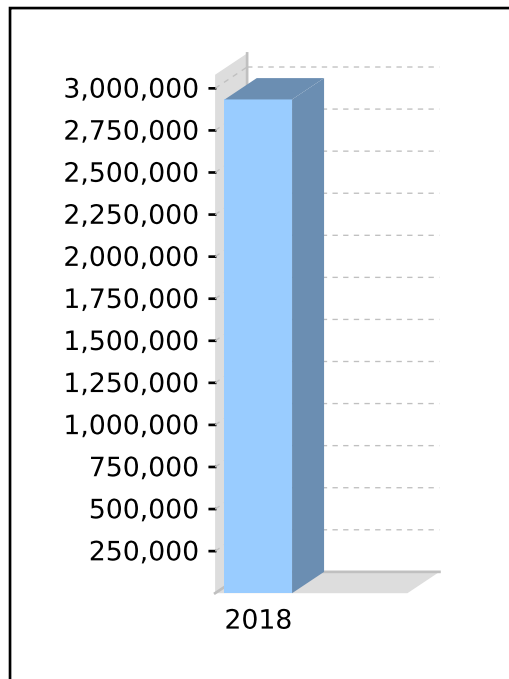
Unrestricted Non Preserved 2,934,141.26

Restricted Non Preserved

Tax Components

Tax Free 1,775,468.28

Taxable 1,158,672.98



Your Detailed Account Summary

	This Year
Opening balance at 01/07/2017	2,770,088.45
<u>Increases to Member account during the period</u>	
Employer Contributions	25,000.00
Personal Contributions (Concessional)	
Personal Contributions (Non Concessional)	
Government Co-Contributions	
Other Contributions	
Proceeds of Insurance Policies	
Transfers In	
Net Earnings	231,065.54
Internal Transfer In	0.01
<u>Decreases to Member account during the period</u>	
Pensions Paid	
Contributions Tax	3,750.00
Income Tax	28,622.51
No TFN Excess Contributions Tax	
Excess Contributions Tax	
Refund Excess Contributions	
Division 293 Tax	
Insurance Policy Premiums Paid	
Management Fees	
Member Expenses	
Benefits Paid/Transfers Out	59,640.23
Superannuation Surcharge Tax	
Internal Transfer Out	
Closing balance at 30/06/2018	2,934,141.26

Sherlock Superannuation Fund

Contributions Breakdown Report

For The Period 01 July 2017 - 30 June 2018

Summary

Member	D.O.B	Age (at 30/06/2017)	Total Super Balance (at 30/06/2017)*1	Concessional	Non-Concessional	Other	Reserves	Total
Sherlock, Jennifer	14/08/1953	63	3,832,353.41	25,000.00	0.00	501.00	0.00	25,501.00
Sherlock, Michael Andrew	11/12/1951	65 *2	4,370,088.45	25,000.00	0.00	0.00	0.00	25,000.00
All Members				50,000.00	0.00	501.00	0.00	50,501.00

*1 Total Super Balance is per individual across funds within a firm.

*2 Members aged 65 to 74 must meet work test to accept non-mandated contribution e.g. salary sacrifice, member contributions.

Contribution Caps

Member	Contribution Type	Contributions	Cap	Current Position
Sherlock, Jennifer	Concessional	25,000.00	25,000.00	At Limit
	Non-Concessional	0.00	0.00	Total Super Balance Over TBC
Sherlock, Michael Andrew	Concessional	25,000.00	25,000.00	At Limit
	Non-Concessional	0.00	0.00	Total Super Balance Over TBC

NCC Bring Forward Caps

1, 2, 3 Year in the bring forward period.

Member	Bring Forward Cap	2015	2016	2017	2018	Total	Current Position
Sherlock, Jennifer	N/A	0.00 ³	180,000.00	47,254.50	0.00	N/A	Bring Forward Not Triggered
Sherlock, Michael Andrew	N/A	0.00 ³	174,200.00	47,254.50	0.00	N/A	Bring Forward Not Triggered

Sherlock, Jennifer

Date	Transaction Description	Ledger Data				SuperStream Data					
		Contribution Type	Concessional	Non-Concessional	Other	Reserves	Contribution Type	Employer	Concessional	Non-Concessional	Other
25/07/2017	TFR 798566 FROM 498909819	Employer	1,000.00								
14/11/2017	TFR 445977 FROM 498909819	Employer	24,000.00								
21/06/2018	TRANSFER	Any Other			501.00						

FROM ATO
 ATO00900000938085
 4

Total - Sherlock, Jennifer	25,000.00	0.00	501.00	0.00	0.00	0.00	0.00	0.00
-----------------------------------	------------------	-------------	---------------	-------------	-------------	-------------	-------------	-------------

Sherlock, Michael Andrew

Date	Transaction Description	Contribution Type	Ledger Data				SuperStream Data			
			Concessional	Non-Concessional	Other	Reserves	Concessional	Non-Concessional	Other	
14/11/2017	TFR 445754 FROM 498909819	Employer	25,000.00							
Total - Sherlock, Michael Andrew			25,000.00	0.00	0.00	0.00	0.00	0.00	0.00	

Total for all members	50,000.00	0.00	501.00	0.00
------------------------------	------------------	-------------	---------------	-------------



Australian Government
Australian Taxation Office



037

MCA (QLD) ACCOUNTANTS PTY LTD
PO BOX 163
HAMILTON CENTRAL QLD 4007

Our reference: 7107750249186
Phone: 13 10 20
ABN: 80 741 008 332

21 June 2018

Superannuation remittance advice

Dear Sir/Madam

An amount of \$501.00 has been forwarded to you from the low income super contribution account for SHERLOCK SUPERANNUATION FUND as per the enclosed remittance advice and the details of this payment will be on the statement of account. We may have sent this separately.

More information about the remittance process is provided on the back of this page, but if you have any questions please phone **13 10 20** between 8.00am and 6.00pm, Monday to Friday.

Yours faithfully

David Diment
Deputy Commissioner of Taxation



Superannuation remittance advice

Provider: SHERLOCK SUPERANNUATION FUND
Tax file number: 97 271 807
Remittance type: Low income super contribution

Payment for	Account/Other ID	TFN	Date of birth	Remittance reference number	Financial year	Payment
Jennifer Sherlock	1	480 552 995	14/8/1953	7023473056113	2017	\$501.00

Payment details	Description	Processed date	Credit
	Low income super contribution remittance	20 June 2018	\$501.00 CR
Total payment amount			\$501.00 CR





037

MCA (QLD) ACCOUNTANTS PTY LTD
PO BOX 163
HAMILTON CENTRAL QLD 4007

Statement period	01 JUL 17 to 18 JUN 18
Tax file number	97 271 807
Date of issue	21 JUN 18
Statement number	1
Our reference	7107745677896

Account enquiries: 13 10 20
Internet: www.ato.gov.au

Statement of account

This statement has been issued to provide account information in relation to SHERLOCK SUPERANNUATION FUND, Superannuation account

Transaction list - Superannuation - LISC Remittance

This statement shows transactions for the period 01 JUL 17 to 18 JUN 18 (inclusive)

Process date	Effective date	Description of transaction	Debit \$	Credit \$	Balance \$
01 JUL 17		STATEMENT OPENING BALANCE			0.00
15 JUN 18	15 JUN 18	Aggregated transfer from individual		501.00	501.00 CR
18 JUN 18	21 JUN 18	EFT refund for LISC Remittance for the period from 15 Jun 18 to 31 Dec 99	501.00		0.00
18 JUN 18		STATEMENT CLOSING BALANCE			0.00

Your LISC Remittance refund of \$501.00 ATO009000009380854 has been forwarded to your nominated financial institution.

David Diment
Deputy Commissioner of Taxation

Please see over for important information about your statement

20 February 2019

The Trustee
Sherlock Superannuation Fund
21 Fewings Street
TOOWONG QLD 4066

Dear Sir,

We confirm that Michael Sherlock Pty Ltd has paid the following amounts to the Sherlock Superannuation Fund during the 2017-2018 year as employer contributions.

For Michael Sherlock	\$25,000.00	Concessional
For Jennifer Sherlock	\$25,000.00	Concessional

Yours faithfully

.....
Michael Sherlock
Director
Michael Sherlock Pty Ltd

20 February 2019

The Trustee
Sherlock Superannuation Fund
21 Fewings Street
TOOWONG QLD 4066

Dear Sir,

We confirm the following contributions were received by the above fund as **Employer Contributions**.

For Michael Sherlock	\$25,000.00	Concessional
For Jennifer Sherlock	\$25,000.00	Concessional

Yours faithfully

.....
Michael Sherlock
Member

.....
Jennifer Sherlock
Member

WORK TEST DECLARATION

I, Michael Sherlock, of 21 Fewings Street, Toowong Qld 4066 confirm that I was gainfully employed for at least 40 hours in a continuous 30 day period during the 2018 financial year before my superannuation contributions were made during the year.

And I make this solemn declaration conscientiously believing the same to be true and correct.

Declared and signed this day of 20

Michael Sherlock

Pension Summary Report

As at 30/06/2018

Member Name : Sherlock, Jennifer

Member Age : 63 (Date of Birth : 14/08/1953)

Member Code	Pension Type	Pension Start Date	Tax Free	Min / PF	Minimum	Maximum	Gross Pension Payments	PAYG	Net Pension Payment	Amount to reach Minimum
SHEJEN0002P	Account Based Pension	01/07/2015	76.48%	4.00%	\$54,410.00	N/A	\$54,410.00	\$0.00	\$54,410.00	\$0.00
SHEJEN0003P	Account Based Pension	30/06/2016	84.16%	4.00%	\$9,590.00	N/A	\$9,590.00	\$0.00	\$9,590.00	\$0.00
					\$64,000.00	\$0.00	\$64,000.00	\$0.00	\$64,000.00	\$0.00

Member Name : Sherlock, Michael Andrew

Member Age : 65 (Date of Birth : 11/12/1951)

Member Code	Pension Type	Pension Start Date	Tax Free	Min / PF	Minimum	Maximum	Gross Pension Payments	PAYG	Net Pension Payment	Amount to reach Minimum
SHEMIC0002P	Account Based Pension	01/07/2015	65.70%	5.00%	\$67,430.00	N/A	\$67,430.00	\$0.00	\$67,430.00	\$0.00
SHEMIC0003P	Account Based Pension	30/06/2016	77.69%	5.00%	\$12,570.00	N/A	\$12,570.00	\$0.00	\$12,570.00	\$0.00
					\$80,000.00	\$0.00	\$80,000.00	\$0.00	\$80,000.00	\$0.00

Total :

					\$144,000.00	\$0.00	\$144,000.00	\$0.00	\$144,000.00	\$0.00
--	--	--	--	--	---------------------	---------------	---------------------	---------------	---------------------	---------------

Superannuation lump sum pre-payment statement

Warning: This form has been designed to assist you to prepare the Australian Tax Office's Superannuation lump sum pre-payment statement. It cannot be lodged with the Australian Tax Office and should not be given to fund members.

PART 1 – SUPERANNUATION PROVIDER TO COMPLETE

Section A: Superannuation provider details

1 Superannuation fund, ADF, RSA or annuity provider name

SHERLOCK SUPERANNUATION FUND

2 Postal address

PO BOX 2469

Suburb/town/locality

TOOWONG

State/territory

QLD

Postcode

4066

3 Australian business number (ABN) or withholder payer number

80741008332

4 Authorised contact person

Title:

Family name

SHERLOCK

First given name

Other given names

MICHAEL ANDREW

5 Daytime phone number (include area code)

0733863466

Section B: Member's details

6 Your full name

Title:

Family name

SHERLOCK

First given name

Other given names

JENNIFER

7 Current postal address

PO BOX 2469

Suburb/town/locality

TOOWONG

State/territory

QLD

Postcode

4066

8 Date of birth

14 AUGUST 1953

Section C: Superannuation lump sum payment details

9 Lump sum payment is calculated to this date

10 Superannuation lump sum components

Taxable component

Taxed element \$

Untaxed element \$

Tax-free component \$

Total amount \$

11 Preservation amounts of the superannuation lump sum

Preserved amount \$

Restricted non-preserved \$

Unrestricted non-preserved \$

Total amount \$

Section D: Superannuation provider's signature

12 Date the statement is issued to the member

13 Member is to return statement by

14 Superannuation fund's, ADF's, RSA's or annuity provider's signature

Date

PART 2 – MEMBER TO COMPLETE

Section E: Cash amount

1 Pay me a gross cash amount of: \$

I understand that this amount may be subject to tax.

! You may wish to speak with a tax professional or your superannuation fund, ADF, RSA or annuity provider to make sure you are aware of your tax obligations and superannuation roll over options.

Section F: Rollover payment

2 Roll over my payment to: (provide the full name of fund, RSA or annuity provider)

3 Fund ABN

4 Superannuation fund, ADF, RSA or annuity provider postal address:

Suburb/town/locality

State/territory

Postcode

5 Member account number

6 Roll over an amount of: \$

Section G: Member's declaration

I authorise my superannuation lump sum to be paid as instructed on this statement.

Name (print in block letters)

JENNIFER SHERLOCK

Signature

Date

! You should keep a copy of the statement for your records for a period of five years.

PAYG Payment Summary - Superannuation Lump Sum

Payment summary for year ending 30 June 2018

Warning: This form has been designed to assist you to prepare the Australian Tax Office's PAYG Payment Summary Statement. It cannot be lodged with the Australian Tax Office and should not be given to fund members.

Section A: Payee details

Tax file number

Surname or family name

Given name(s)

Residential address

Suburb/town/locality

State/territory

Postcode

Date of birth (if known)

Section B: Payment details

Date of payment

TOTAL TAX WITHHELD \$

Taxable component

Taxed element \$

Untaxed element \$

Tax-free component \$

Is this payment a death benefit? No Yes

Type of death benefit Trustee of deceased estate or Non-dependant

Section C: Payer details

! You must also complete this section

Australian business number (ABN) or withholding payer number (WPN)

Branch number

Name (use the same name that appears on your activity statement)

Privacy – For information about your privacy visit our website at ato.gov.au/privacy

DECLARATION – I declare that the information given on this form is complete and correct.

Signature of authorised person

Date

NOTICE TO PAYEE If this payment summary shows an amount in the total tax withheld box, you must lodge a tax return. If no tax was withheld, you may still have to lodge a tax return. If you have already lodged your tax return, you may need to lodge an amendment request. For more information about this payment summary, lodging your tax return or an amendment request, you can : - visit www.ato.gov.au - refer to TaxPack - phone 13 28 61

Superannuation lump sum pre-payment statement

Warning: This form has been designed to assist you to prepare the Australian Tax Office's Superannuation lump sum pre-payment statement. It cannot be lodged with the Australian Tax Office and should not be given to fund members.

PART 1 – SUPERANNUATION PROVIDER TO COMPLETE

Section A: Superannuation provider details

1 Superannuation fund, ADF, RSA or annuity provider name

SHERLOCK SUPERANNUATION FUND

2 Postal address

PO BOX 2469

Suburb/town/locality

TOOWONG

State/territory

QLD

Postcode

4066

3 Australian business number (ABN) or withholder payer number

80741008332

4 Authorised contact person

Title:

Family name

SHERLOCK

First given name

Other given names

MICHAEL ANDREW

5 Daytime phone number (include area code)

0733863466

Section B: Member's details

6 Your full name

Title:

Family name

SHERLOCK

First given name

Other given names

MICHAEL ANDREW

7 Current postal address

PO BOX 2469

Suburb/town/locality

TOOWONG

State/territory

QLD

Postcode

4066

8 Date of birth

11 DECEMBER 1951

Section C: Superannuation lump sum payment details

9 Lump sum payment is calculated to this date

10 Superannuation lump sum components

Taxable component

Taxed element \$

Untaxed element \$

Tax-free component \$

Total amount \$

11 Preservation amounts of the superannuation lump sum

Preserved amount \$

Restricted non-preserved \$

Unrestricted non-preserved \$

Total amount \$

Section D: Superannuation provider's signature

12 Date the statement is issued to the member

13 Member is to return statement by

14 Superannuation fund's, ADF's, RSA's or annuity provider's signature

Date

PART 2 – MEMBER TO COMPLETE

Section E: Cash amount

1 Pay me a gross cash amount of: \$

I understand that this amount may be subject to tax.

! You may wish to speak with a tax professional or your superannuation fund, ADF, RSA or annuity provider to make sure you are aware of your tax obligations and superannuation roll over options.

Section F: Rollover payment

2 Roll over my payment to: (provide the full name of fund, RSA or annuity provider)

3 Fund ABN

4 Superannuation fund, ADF, RSA or annuity provider postal address:

Suburb/town/locality

State/territory

Postcode

5 Member account number

6 Roll over an amount of: \$

Section G: Member's declaration

I authorise my superannuation lump sum to be paid as instructed on this statement.

Name (print in block letters)

MICHAEL ANDREW SHERLOCK

Signature

Date

! You should keep a copy of the statement for your records for a period of five years.

PAYG Payment Summary - Superannuation Lump Sum

Payment summary for year ending 30 June 2018

Warning: This form has been designed to assist you to prepare the Australian Tax Office's PAYG Payment Summary Statement. It cannot be lodged with the Australian Tax Office and should not be given to fund members.

Section A: Payee details

Tax file number

Surname or family name

Given name(s)

Residential address

Suburb/town/locality

State/territory

Postcode

Date of birth (if known)

Section B: Payment details

Date of payment

TOTAL TAX WITHHELD \$

Taxable component

Taxed element \$

Untaxed element \$

Tax-free component \$

Is this payment a death benefit? No Yes

Type of death benefit Trustee of deceased estate or Non-dependant

Section C: Payer details

! You must also complete this section

Australian business number (ABN) or withholding payer number (WPN)

Branch number

Name (use the same name that appears on your activity statement)

Privacy – For information about your privacy visit our website at ato.gov.au/privacy

DECLARATION – I declare that the information given on this form is complete and correct.

Signature of authorised person

Date

NOTICE TO PAYEE If this payment summary shows an amount in the total tax withheld box, you must lodge a tax return. If no tax was withheld, you may still have to lodge a tax return. If you have already lodged your tax return, you may need to lodge an amendment request. For more information about this payment summary, lodging your tax return or an amendment request, you can : - visit www.ato.gov.au - refer to TaxPack - phone 13 28 61

2018 Workpapers

Section M

Income

Sherlock Superannuation Fund

Distribution Reconciliation Report

For The Period 01 July 2017 - 30 June 2018

Date	Non Primary Production Income (A) * ₁				Distributed Capital Gains (B) * ₂				Foreign Income * ₃		Non-Assessable			Taxable Income		
	Payment Received	Franked	Unfranked	Interest/ Other	Franking Credits	Discounted (After Discount)	Rate * ₅	CGT Concession	Indexed	Other	Foreign Income	Foreign Credits	Tax Exempt		Tax Free	Tax Deferred / AMIT * ₆
Units in Unlisted Unit Trusts (Australian) M1-1 TO M1-27																
\$-T0010 SENTINEL MACKAY RETAIL TRUST																
05/07/2017	1,708.33							S							0.00	
07/08/2017	1,708.33							S							0.00	
05/09/2017	1,708.33							S							0.00	
05/10/2017	1,708.33							S							0.00	
06/11/2017	1,708.33							S							0.00	
05/12/2017	1,708.33							S							0.00	
05/01/2018	1,708.33							S							0.00	
05/02/2018	1,708.33							S							0.00	
05/03/2018	1,708.33							S							0.00	
09/04/2018	1,708.33							S							0.00	
08/05/2018	1,708.33							S							0.00	
05/06/2018	1,708.33							S							0.00	
30/06/2018	5,067.00			25,566.96				S							0.00	25,566.96
	25,566.96			M1-1											0.00	25,566.96

\$-T0011 SENTINEL CLEVELAND BUSINESS PARK TRUST

Sherlock Superannuation Fund

Distribution Reconciliation Report

For The Period 01 July 2017 - 30 June 2018

Date	Payment Received	Non Primary Production Income (A) * ₁				Distributed Capital Gains (B) * ₂				Foreign Income * ₃		Non-Assessable			Taxable Income	
		Franked	Unfranked	Interest/ Other	Franking Credits	Discounted (After Discount)	Rate * ₅	CGT Concession	Indexed	Other	Foreign Income	Foreign Credits	Tax Exempt	Tax Free		Tax Deferred / AMIT * ₆
06/07/2017	2,083.33							S							0.00	
07/08/2017	2,083.33							S							0.00	
06/09/2017	2,083.33							S							0.00	
06/10/2017	2,083.33							S							0.00	
06/11/2017	2,083.33							S							0.00	
06/12/2017	2,083.33							S							0.00	
08/01/2018	2,083.33							S							0.00	
06/02/2018	2,083.33							S							0.00	
06/03/2018	2,083.33							S							0.00	
06/04/2018	2,083.33							S							0.00	
08/05/2018	2,083.33							S							0.00	
06/06/2018	2,083.33							S							0.00	
30/06/2018	4,818.00			29,817.96				S							0.00	29,817.96
	29,817.96	M1-2		29,817.96											0.00	29,817.96

\$-T0015 SENTINEL NORTHPOINT (MACKAY HOMEMAKERS) TRUST

12/07/2017	5,250.00							S							0.00	
14/08/2017	5,250.00							S							0.00	

Sherlock Superannuation Fund

Distribution Reconciliation Report

For The Period 01 July 2017 - 30 June 2018

Date	Non Primary Production Income (A) * ₁					Distributed Capital Gains (B) * ₂					Foreign Income * ₃		Non-Assessable			Taxable Income
	Payment Received	Franked	Unfranked	Interest/ Other	Franking Credits	Discounted (After Discount)	Rate * ₅	CGT Concession	Indexed	Other	Foreign Income	Foreign Credits	Tax Exempt	Tax Free	Tax Deferred / AMIT * ₆	
12/09/2017	5,250.00						S								0.00	
12/10/2017	5,250.00						S								0.00	
13/11/2017	5,250.00						S								0.00	
12/12/2017	5,250.00						S								0.00	
15/01/2018	5,250.00						S								0.00	
12/02/2018	5,250.00						S								0.00	
12/03/2018	5,250.00						S								0.00	
13/04/2018	5,250.00						S								0.00	
14/05/2018	5,250.00						S								0.00	
12/06/2018	5,250.00						S								0.00	
28/06/2018	22,500.00			68,005.00			S							17,495.00	68,005.00	
	85,500.00 M1-3			68,005.00										17,495.00	68,005.00	

\$-T0021 SENTINEL RUTHERFORD HOMEMAKER TRUST

05/04/2018	600.00						S								600.00
	600.00 M1-4														600.00

\$-T0024 SENTINEL IPSWICH HOMEMAKER TRUST

10/07/2017	2,041.67						S								0.00
------------	----------	--	--	--	--	--	---	--	--	--	--	--	--	--	------

Sherlock Superannuation Fund

Distribution Reconciliation Report

For The Period 01 July 2017 - 30 June 2018

Date	Payment Received	Non Primary Production Income (A) * ₁				Distributed Capital Gains (B) * ₂					Foreign Income * ₃		Non-Assessable			Taxable Income
		Franked	Unfranked	Interest/ Other	Franking Credits	Discounted (After Discount)	Rate * ₅	CGT Concession	Indexed	Other	Foreign Income	Foreign Credits	Tax Exempt	Tax Free	Tax Deferred / AMIT * ₆	
09/08/2017	2,041.67					S									0.00	
11/09/2017	2,041.67					S									0.00	
09/10/2017	2,041.67					S									0.00	
09/11/2017	2,041.67					S									0.00	
11/12/2017	2,041.67					S									0.00	
09/01/2018	2,041.67					S									0.00	
23/01/2018	290,000.00					S									0.00	
19/02/2018	20,000.00					60,938.00	I	60,938.00				11,375.00			79,851.00	60,938.00
30/06/2018	(111,191.00)						S								0.00	
	213,100.69 M1-5					60,938.00		60,938.00				11,375.00			79,851.00	60,938.00

\$-T0025 SENTINEL MACKAY INDUSTRIAL TRUST

17/07/2017	1,866.67					S									0.00	
17/08/2017	1,866.67					S									0.00	
18/09/2017	1,866.67					S									0.00	
16/10/2017	1,866.67					S									0.00	
16/11/2017	1,866.67					S									0.00	
18/12/2017	1,866.67					S									0.00	

Sherlock Superannuation Fund

Distribution Reconciliation Report

For The Period 01 July 2017 - 30 June 2018

Date	Non Primary Production Income (A) * ₁					Distributed Capital Gains (B) * ₂					Foreign Income * ₃		Non-Assessable			Taxable Income
	Payment Received	Franked	Unfranked	Interest/ Other	Franking Credits	Discounted (After Discount)	Rate * ₅	CGT Concession	Indexed	Other	Foreign Income	Foreign Credits	Tax Exempt	Tax Free	Tax Deferred / AMIT * ₆	
16/01/2018	1,866.67						S								0.00	
16/02/2018	1,866.67						S								0.00	
16/03/2018	1,866.67						S								0.00	
16/04/2018	1,866.67						S								0.00	
17/05/2018	1,866.67						S								0.00	
18/06/2018	1,866.67			13,821.04			S								8,579.00	13,821.04
	22,400.04	M1-6		13,821.04											8,579.00	13,821.04
<p>\$-T0029 SENTINEL BOURKE STREET RETAIL TRUST</p>																
10/07/2017	1,708.33						S								0.00	
09/08/2017	1,708.33						S								0.00	
11/09/2017	1,708.33						S								0.00	
25/09/2017	274,000.00						S								0.00	
04/10/2017	72,760.00						S								0.00	
27/10/2017	18,000.00					80,123.00	I	80,123.00				81,293.00			128,346.00	80,123.00
	369,884.99	M1-7				80,123.00		80,123.00				81,293.00			128,346.00	80,123.00
<p>\$-T0030 SENTINEL ORANGE HOMEMAKER TRUST</p>																
20/07/2017	4,000.00						S								0.00	

Sherlock Superannuation Fund

Distribution Reconciliation Report

For The Period 01 July 2017 - 30 June 2018

Date	Non Primary Production Income (A) * ₁				Distributed Capital Gains (B) * ₂				Foreign Income * ₃		Non-Assessable			Taxable Income	
	Payment Received	Franked	Unfranked	Interest/ Other	Franking Credits	Discounted (After Discount)	Rate * ₅	CGT Concession	Indexed	Other	Foreign Income	Foreign Credits	Tax Exempt		Tax Free
21/08/2017	4,000.00						S								0.00
20/09/2017	4,000.00						S								12,000.00
	12,000.00	M1-8													12,000.00
<p>\$-T0031 SENTINEL SPRINGWOOD RETAIL TRUST</p>															
27/07/2017	1,150.00						S								0.00
28/08/2017	1,150.00						S								0.00
27/09/2017	1,150.00						S								0.00
27/10/2017	1,150.00						S								0.00
27/11/2017	1,150.00						S								0.00
27/12/2017	1,150.00						S								0.00
29/01/2018	1,150.00						S								0.00
27/02/2018	1,150.00						S								0.00
27/03/2018	1,150.00						S								0.00
27/04/2018	1,150.00						S								0.00
28/05/2018	1,150.00						S								0.00
25/06/2018	12,000.00						S								0.00
27/06/2018	1,150.00			8,427.00			S								17,373.00
															8,427.00

Sherlock Superannuation Fund

Distribution Reconciliation Report

For The Period 01 July 2017 - 30 June 2018

Date	Non Primary Production Income (A) * ₁				Distributed Capital Gains (B) * ₂				Foreign Income * ₃		Non-Assessable			Taxable Income		
	Payment Received	Franked	Unfranked	Interest/ Other	Franking Credits	Discounted (After Discount)	Rate * ₅	CGT Concession	Indexed	Other	Foreign Income	Foreign Credits	Tax Exempt		Tax Free	Tax Deferred / AMIT * ₆
	25,800.00	M1-9		8,427.00											17,373.00	8,427.00
<p>-\$-T0032 SENTINEL TUGGERAH INDUSTRIAL TRUST</p>																
19/07/2017	1,000.00							S								0.00
21/08/2017	1,000.00							S								0.00
19/09/2017	1,000.00							S								0.00
19/10/2017	1,000.00							S								0.00
20/11/2017	1,000.00							S								0.00
24/11/2017	131,000.00							S								0.00
14/03/2018	1,860.00					22,825.00	I	22,825.00					7,552.00		84,659.00	22,825.00
	137,860.00	M1-10				22,825.00		22,825.00					7,552.00		84,659.00	22,825.00
<p>-\$-T0035 SENTINEL CITILINK TRUST</p>																
07/07/2017	4,143.75							S								0.00
07/08/2017	4,143.75							S								0.00
11/09/2017	4,143.75							S								0.00
09/10/2017	4,143.75							S								0.00
07/11/2017	4,143.75							S								0.00
07/12/2017	4,143.75							S								0.00

Sherlock Superannuation Fund

Distribution Reconciliation Report

For The Period 01 July 2017 - 30 June 2018

Date	Non Primary Production Income (A) * ₁				Distributed Capital Gains (B) * ₂				Foreign Income * ₃		Non-Assessable			Taxable Income	
	Payment Received	Franked	Unfranked	Interest/ Other	Franking Credits	Discounted (After Discount)	Rate * ₅	CGT Concession	Indexed	Other	Foreign Income	Foreign Credits	Tax Exempt		Tax Free
08/01/2018	4,143.75						S								0.00
07/02/2018	4,143.75						S								0.00
07/03/2018	4,143.75						S								0.00
09/04/2018	4,143.75						S								0.00
08/05/2018	4,143.75						S								0.00
07/06/2018	4,143.75			16,066.00			S							33,659.00	16,066.00
	49,725.00	M1-11		16,066.00										33,659.00	16,066.00

\$-T0036 SENTINEL PAGET INDUSTRIAL TRUST

31/07/2017	1,004.17						S								0.00
29/08/2017	1,004.17						S								0.00
29/09/2017	1,004.17						S								0.00
30/10/2017	1,004.17						S								0.00
29/11/2017	1,004.17						S								0.00
29/12/2017	1,004.17						S								0.00
29/01/2018	1,004.17						S								0.00
28/02/2018	1,004.17						S								0.00
29/03/2018	1,004.17						S								0.00

Sherlock Superannuation Fund

Distribution Reconciliation Report

For The Period 01 July 2017 - 30 June 2018

Date	Non Primary Production Income (A) * ₁				Distributed Capital Gains (B) * ₂				Foreign Income * ₃		Non-Assessable			Taxable Income	
	Payment Received	Franked	Unfranked	Interest/ Other	Franking Credits	Discounted (After Discount)	Rate * ₅	CGT Concession	Indexed	Other	Foreign Income	Foreign Credits	Tax Exempt		Tax Free
23/04/2018	100,000.00						S								0.00
30/04/2018	1,004.17			7,437.00		5,560.00	I	5,560.00							91,484.00
	110,041.70	M1-12		7,437.00		5,560.00		5,560.00							91,484.00
<p>\$-T0037 SENTINEL JIMBOOMBA RETAIL TRUST</p>															
11/08/2017	1,002.11						S								0.00
25/06/2018	1,371.31						S								2,373.42
	2,373.42	M1-13													2,373.42
<p>\$-T0038 SENTINEL COUNTRYWIDE RETAIL TRUST</p>															
03/08/2017	6,216.34						S								0.00
04/09/2017	6,216.34						S								0.00
03/10/2017	6,216.34						S								0.00
03/11/2017	6,216.34						S								0.00
04/12/2017	8,216.34						S								0.00
03/01/2018	8,216.34						S								0.00
05/02/2018	8,216.34						S								0.00
05/03/2018	8,216.34						S								0.00
03/04/2018	8,216.34						S								0.00

Sherlock Superannuation Fund

Distribution Reconciliation Report

For The Period 01 July 2017 - 30 June 2018

Date	Non Primary Production Income (A) * ₁				Distributed Capital Gains (B) * ₂				Foreign Income * ₃		Non-Assessable			Taxable Income	
	Payment Received	Franked	Unfranked	Interest/ Other	Franking Credits	Discounted (After Discount)	Rate * ₅	CGT Concession	Indexed	Other	Foreign Income	Foreign Credits	Tax Exempt		Tax Free
03/05/2018	8,216.34						S								0.00
04/06/2018	8,216.34						S								0.00
30/06/2018	8,216.00			32,625.74			S								57,970.00
	90,595.74	M1-14		32,625.74											57,970.00
<p>\$-T0039 SENTINEL INDUSTRIAL TRUST</p>															
21/08/2017	4,354.17						S								0.00
19/09/2017	791.67						S								0.00
19/09/2017	4,354.17						S								0.00
19/10/2017	791.67						S								0.00
19/10/2017	4,354.17						S								0.00
20/11/2017	6,480.86						S								0.00
19/12/2017	7,355.30						S								0.00
19/01/2018	7,355.30						S								0.00
19/02/2018	7,355.30						S								0.00
19/03/2018	9,324.45						S								0.00
19/04/2018	9,324.45						S								0.00
21/05/2018	9,324.45						S								0.00

Sherlock Superannuation Fund

Distribution Reconciliation Report

For The Period 01 July 2017 - 30 June 2018

Date	Non Primary Production Income (A) * ₁				Distributed Capital Gains (B) * ₂				Foreign Income * ₃		Non-Assessable			Taxable Income	
	Payment Received	Franked	Unfranked	Interest/ Other	Franking Credits	Discounted (After Discount)	Rate * ₅	CGT Concession	Indexed	Other	Foreign Income	Foreign Credits	Tax Exempt		Tax Free
19/06/2018	9,991.95						S								0.00
30/06/2018	9,992.00						S								91,149.91
	91,149.91	M1-15													91,149.91
<p>\$-T0046 SENTINEL HOME MAKER TRUST NORWA</p>															
02/08/2017	791.67						S								0.00
04/09/2017	791.67						S								0.00
03/10/2017	791.67						S								0.00
02/11/2017	791.67						S								0.00
04/12/2017	791.67						S								0.00
02/01/2018	791.67						S								0.00
16/01/2018	25,000.00						S								0.00
02/02/2018	593.75						S								0.00
02/03/2018	593.75						S								0.00
04/04/2018	593.75						S								0.00
02/05/2018	593.75						S								0.00
04/06/2018	593.75						S								0.00
30/06/2018	594.00			1,780.00		6,217.00	I	6,217.00							19,098.00

Sherlock Superannuation Fund

Distribution Reconciliation Report

For The Period 01 July 2017 - 30 June 2018

Date	Non Primary Production Income (A) * ₁				Distributed Capital Gains (B) * ₂				Foreign Income * ₃		Non-Assessable			Taxable Income	
	Payment Received	Franked	Unfranked	Interest/ Other	Discounted (After Discount)	Rate * ₅	CGT Concession	Indexed	Other	Foreign Income	Foreign Credits	Tax Exempt	Tax Free		Tax Deferred / AMIT * ₆
	33,312.77	M1-16		1,780.00	6,217.00		6,217.00							19,098.00	7,997.00
\$-T0047 SEQ HOMEMAKER TRUST NO 1 (ROTHWELL)															
19/06/2018	191.08					S								0.00	
30/06/2018	158.00			349.08		S								0.00	349.08
	349.08	M1-17		349.08										0.00	349.08
\$-T0050 SENTINEL DFO CAIRNS TRUST															
04/07/2017	291.67					S								0.00	
04/08/2017	291.67					S								0.00	
04/09/2017	291.67					S								0.00	
04/10/2017	291.67					S								0.00	
06/11/2017	291.67					S								0.00	
04/12/2017	291.67					S								0.00	
04/01/2018	291.67					S								0.00	
05/02/2018	291.67					S								0.00	
05/03/2018	291.67					S								0.00	
04/04/2018	291.67					S								0.00	
04/05/2018	291.67					S								0.00	

Sherlock Superannuation Fund

Distribution Reconciliation Report

For The Period 01 July 2017 - 30 June 2018

Date	Non Primary Production Income (A) * ₁				Distributed Capital Gains (B) * ₂				Foreign Income * ₃		Non-Assessable			Taxable Income	
	Payment Received	Franked	Unfranked	Interest/ Other	Franking Credits	Discounted (After Discount)	Rate * ₅	CGT Concession	Indexed	Other	Foreign Income	Foreign Credits	Tax Exempt		Tax Free
04/06/2018	291.67						S								3,500.04
	3,500.04 M1-18														3,500.04
\$-T0051 SENTINEL AIRLIE BEACH															
07/07/2017	898.33						S								0.00
07/08/2017	898.33						S								0.00
07/09/2017	898.33						S								0.00
09/10/2017	898.33						S								0.00
07/11/2017	898.33						S								0.00
07/12/2017	898.33						S								0.00
08/01/2018	898.33						S								0.00
07/02/2018	898.33						S								0.00
07/03/2018	898.33						S								0.00
09/04/2018	898.33						S								0.00
09/05/2018	934.17						S								0.00
08/06/2018	934.17			1,460.54			S								9,391.00
	10,851.64 M1-19			1,460.54											9,391.00

\$-T0052 SENTINEL ROBINA

Sherlock Superannuation Fund

Distribution Reconciliation Report

For The Period 01 July 2017 - 30 June 2018

Date	Non Primary Production Income (A) * ₁					Distributed Capital Gains (B) * ₂					Foreign Income * ₃		Non-Assessable			Taxable Income
	Payment Received	Franked	Unfranked	Interest/ Other	Franking Credits	Discounted (After Discount)	Rate * ₅	CGT Concession	Indexed	Other	Foreign Income	Foreign Credits	Tax Exempt	Tax Free	Tax Deferred / AMIT * ₆	
17/07/2017	395.83						S								0.00	
17/08/2017	395.83						S								0.00	
18/09/2017	395.83						S								0.00	
16/10/2017	395.83						S								0.00	
16/11/2017	395.83						S								0.00	
18/12/2017	1,583.33						S								0.00	
16/01/2018	1,583.33						S								0.00	
16/02/2018	1,583.33						S								0.00	
16/03/2018	1,583.33						S								0.00	
16/04/2018	1,583.33						S								0.00	
17/05/2018	1,583.33						S								0.00	
18/06/2018	1,583.33			548.46			S								12,514.00	548.46
	13,062.46			548.46											12,514.00	548.46
M1-20																
-\$-T0053 SENTINEL PUGA																
10/07/2017	1,020.83						S								0.00	
09/08/2017	1,020.83						S								0.00	
11/09/2017	1,020.83						S								0.00	

Sherlock Superannuation Fund

Distribution Reconciliation Report

For The Period 01 July 2017 - 30 June 2018

Date	Non Primary Production Income (A) * ₁				Distributed Capital Gains (B) * ₂				Foreign Income * ₃		Non-Assessable			Taxable Income	
	Payment Received	Franked	Unfranked	Interest/ Other	Franking Credits	Discounted (After Discount)	Rate * ₅	CGT Concession	Indexed	Other	Foreign Income	Foreign Credits	Tax Exempt		Tax Free
09/10/2017	1,020.83						S								0.00
09/11/2017	1,020.83						S								0.00
11/12/2017	1,020.83						S								0.00
09/01/2018	1,020.83						S								0.00
09/02/2018	1,020.83						S								0.00
09/03/2018	1,020.83						S								0.00
09/04/2018	1,020.83						S								0.00
09/05/2018	1,020.83						S								0.00
11/06/2018	1,020.83			7,415.96			S							4,834.00	7,415.96
	12,249.96			7,415.96										4,834.00	7,415.96

\$-T0054 SENTINEL TUGGERANONG

10/07/2017	468.75						S								0.00
10/08/2017	468.75						S								0.00
11/09/2017	468.75						S								0.00
11/10/2017	468.75						S								0.00
10/11/2017	468.75						S								0.00
11/12/2017	468.75						S								0.00

Sherlock Superannuation Fund

Distribution Reconciliation Report

For The Period 01 July 2017 - 30 June 2018

Date	Non Primary Production Income (A) * ₁					Distributed Capital Gains (B) * ₂					Foreign Income * ₃		Non-Assessable			Taxable Income
	Payment Received	Franked	Unfranked	Interest/ Other	Franking Credits	Discounted (After Discount)	Rate * ₅	CGT Concession	Indexed	Other	Foreign Income	Foreign Credits	Tax Exempt	Tax Free	Tax Deferred / AMIT * ₆	
11/01/2018	468.75						S								0.00	
12/02/2018	468.75						S								0.00	
12/03/2018	468.75						S								0.00	
11/04/2018	468.75						S								0.00	
10/05/2018	468.75						S								0.00	
11/06/2018	468.75			4,585.00			S							1,040.00	4,585.00	
	5,625.00	M1-22		4,585.00										1,040.00	4,585.00	
<p>\$-T0055 SENTINEL DANDENONG</p>																
05/07/2017	1,275.00						S								0.00	
07/08/2017	1,275.00						S								0.00	
05/09/2017	1,275.00						S								0.00	
05/10/2017	1,275.00						S								0.00	
06/11/2017	1,275.00						S								0.00	
05/12/2017	1,275.00						S								0.00	
22/12/2017	157,420.00						S								0.00	
01/02/2018	15,300.00						S								0.00	
15/06/2018	79.72			2,546.72		9,383.50	I	9,383.50						159,136.00	11,930.22	

Sherlock Superannuation Fund

Distribution Reconciliation Report

For The Period 01 July 2017 - 30 June 2018

Date	Non Primary Production Income (A) * ₁				Distributed Capital Gains (B) * ₂				Foreign Income * ₃		Non-Assessable			Taxable Income		
	Payment Received	Franked	Unfranked	Interest/ Other	Franking Credits	Discounted (After Discount)	Rate * ₅	CGT Concession	Indexed	Other	Foreign Income	Foreign Credits	Tax Exempt		Tax Free	Tax Deferred / AMIT * ₆
	180,449.72	M1-23		2,546.72		9,383.50		9,383.50							159,136.00	11,930.22
\$-T0058 SENTINEL REGIONAL OFFICE TRUST																
14/08/2017	11,875.00						S									0.00
13/09/2017	11,875.00						S									0.00
13/10/2017	11,875.00						S									0.00
13/11/2017	11,875.00						S									0.00
13/12/2017	11,875.00						S									0.00
15/01/2018	11,875.00						S									0.00
13/02/2018	13,854.17						S									0.00
13/03/2018	13,854.17						S									0.00
13/04/2018	13,854.17						S									0.00
14/05/2018	13,854.17						S									0.00
14/06/2018	16,625.00						S									0.00
30/06/2018	16,625.00			48,217.88			S								111,699.00	48,217.88
	159,916.68	M1-24		48,217.88											111,699.00	48,217.88
\$-T0059 Sentinel Health Trust																
04/10/2017	28,206.86						S									0.00

Sherlock Superannuation Fund

Distribution Reconciliation Report

For The Period 01 July 2017 - 30 June 2018

Date	Non Primary Production Income (A) * ₁				Distributed Capital Gains (B) * ₂					Foreign Income * ₃		Non-Assessable			Taxable Income	
	Payment Received	Franked	Unfranked	Interest/ Other	Franking Credits	Discounted (After Discount)	Rate * ₅	CGT Concession	Indexed	Other	Foreign Income	Foreign Credits	Tax Exempt	Tax Free		Tax Deferred / AMIT * ₆
20/10/2017	4,822.80	3,710.00		29,319.00	1,590.00		S								0.00	34,619.00
	M1-25 33,029.66	3,710.00		29,319.00	1,590.00										0.00	34,619.00
\$-T0063 Sentinel Ipswich Homemaker Trust 2																
30/06/2018	83,119.00					18,701.00	I	18,701.00				11,419.00			34,298.00	18,701.00
	83,119.00 M1-26					18,701.00		18,701.00				11,419.00			34,298.00	18,701.00
\$-T0064 Sentinel Ipswich Homemaker Trust 3																
30/06/2018	28,072.00					6,316.00	I	6,316.00				3,857.00			11,583.00	6,316.00
	28,072.00 M1-27					6,316.00		6,316.00				3,857.00			11,583.00	6,316.00
	1,829,954.42	3,710.00		297,989.34	1,590.00	210,063.50		210,063.50				115,496.00			992,632.37	513,352.84

Sherlock Superannuation Fund

Distribution Reconciliation Report

For The Period 01 July 2017 - 30 June 2018

Date	Non Primary Production Income (A) * ₁				Distributed Capital Gains (B) * ₂				Foreign Income * ₃		Non-Assessable			Taxable Income		
	Payment Received	Franked	Unfranked	Interest/ Other	Franking Credits	Discounted (After Discount)	Rate * ₅	CGT Concession	Indexed	Other	Foreign Income	Foreign Credits	Tax Exempt		Tax Free	Tax Deferred / AMIT * ₆
TOTAL	1,829,954.42	3,710.00		297,989.34	1,590.00	210,063.50		210,063.50					115,496.00		992,632.37	513,352.84

Total Distributed Gains

Discount Rate	Discounted	Gross
Superfund 1/3	0.00	0.00
Individual 50%(I)	210,063.50	420,127.00
Total	210,063.50	420,127.00

*₁ Summary of Non Primary Production Income (A)

Tax Label	Franked	Unfranked	Interest/Other	Franking Credits	Less Other Deduction	Total
	TOTAL \$301,699.34					
11M Gross trust distributions	3,710.00		297,989.34	1,590.00		303,289.34

*₂ Forms part of the Net Capital Gains calculation for Tax Label 11A.

*₃ Forms part of the Foreign Credits calculation for Tax Label 11D, D1, 13C1.

*₄ Taxable Income is designed to match Tax Statement provided by Fund Manager.

Taxable Income in the SMSF Annual Return will be different due to application of Capital Losses in Net Capital Gain calculation and application of different discount method.

*₅ This is the discount rate selected for the transaction. "S" being Super Funds at 1/3 and "I" being Individual at 50%.

*₆ AMIT cost base net increase is reflected as negative amount i.e. negative tax deferred and AMIT cost base net decrease is reflected as positive amount i.e. positive tax deferred.



t. 07 3733 1660
w. www.sentinelpg.com.au
a. Level 9, 300 Queen St
Brisbane QLD 4001
p. GPO Box 2333
Brisbane QLD 4001

Nameless Pty Ltd ATF The Sherlock Super Fund
21 Fewings Street
Toowong QLD 4066

04-September-2018

Investor TFN/ABN Held: Yes

The following Tax Return Information Statement, issued by Mackay Retail Trust is provided to assist Australian resident taxpayers in completing their tax return.

Mackay Retail Trust
2018 Tax Return Information

Units Held at 30 June 2018	200,000
----------------------------	---------

Part A	Summary of 2018 Tax Return (supplementary section) Items	
Tax Return (supplementary section)	Amount	Tax Return Label
Non-Primary Production Income	25,567	13U
Franked Distributions	0	13C
Other deductions relating to distributions	0	13Y
Franking Credits	0	13Q
Credit for TFN amounts withheld	0	13R
Credit for foreign resident withholding or managed	0	13A
Investment trust fund payment amounts withheld	0	
Total current year capital gains	0	18H
Net capital gain	0	18A
Assessable foreign source income	0	20E
Other net foreign income	0	20M
Foreign income tax offsets	0	20O
Rebates	0	24V

Part B	Capital Gain Tax Information
	Amount
Additional Information for Item 18	
Capital gains- discounted method	0
Capital gains- other method	0
Total current year capital gains	0
Capital gains tax (CGT) concession amount	0
Tax-deferred amounts	0

PLEASE RETAIN THIS STATEMENT FOR INCOME TAX PURPOSES

**Mackay Retail Trust
2018 Tax Return Information**

Part C	Components of Distribution		
	Cash Distribution	Tax paid / Offsets	Taxable Income
<u>Australian Income</u>			
Dividends - Franked amount	0	0	0
Dividends - Unfranked amount	0	0	0
Interest	0	0	0
Other income	0	0	0
Non-Primary Production Income	25,567	0	25,567
<u>Capital gains</u>			
Discount Capital Gains	0		0
CGT concession amount	0		0
Capital Gains - indexation method	0		0
Capital Gains - other method	0		0
Distributed capital gains	0		0
Net Capital Gains	0		0
<u>Foreign Income</u>			
Interest income	0		0
Modified passive income	0		0
Other assessable foreign income	0		0
Assessable foreign income	0		
<u>Other Non-assessable amounts</u>			
Tax-exempted amounts	0		
Tax-free amounts	0		
Tax-deferred amounts	0		
Less TFN amounts withheld / non-resident withholding	0		
Less other expenses	0		
Less distribution owing at year end relating to current year	5,067		
Net Cash distributions	20,500		
<u>Addition capital gains information</u>			
Capital gains- discount method	0		
Capital gains- index method	0		
Capital gains- other method	0		
Total current year capital gain	0		

PLEASE RETAIN THIS STATEMENT FOR INCOME TAX PURPOSES



t. 07 3733 1660
 w. www.sentinelpg.com.au
 a. Level 9, 300 Queen St
 Brisbane QLD 4001
 p. GPO Box 2333
 Brisbane QLD 4001

Nameless Pty Ltd ATF The Sherlock Super Fund
 21 Fewings Street
 Toowong QLD 4066

01-September-2018

Investor TFN/ABN Held: Yes

The following Tax Return Information Statement, issued by Cleveland Business Park Trust is provided to assist Australian resident taxpayers in completing their tax return.

Cleveland Business Park Trust
2018 Tax Return Information

Units Held at 30 June 2018 200,000

Part A	Summary of 2018 Tax Return (supplementary section) Items	
Tax Return (supplementary section)	Amount	Tax Return Label
Non-Primary Production Income	29,818	13U
Franked Distributions	0	13C
Other deductions relating to distributions	0	13Y
Franking Credits	0	13Q
Credit for TFN amounts withheld	0	13R
Credit for foreign resident withholding or managed	0	13A
Investment trust fund payment amounts withheld	0	
Total current year capital gains	0	18H
Net capital gain	0	18A
Assessable foreign source income	0	20E
Other net foreign income	0	20M
Foreign income tax offsets	0	20O
Rebates	0	24V

Part B	Capital Gain Tax Information
	Amount
Additional Information for Item 18	
Capital gains- discounted method	0
Capital gains- other method	0
Total current year capital gains	0
Capital gains tax (CGT) concession amount	0
Tax-deferred amounts	0

PLEASE RETAIN THIS STATEMENT FOR INCOME TAX PURPOSES

**Cleveland Business Park Trust
2018 Tax Return Information**

Part C	Components of Distribution		
	Cash Distribution	Tax paid / Offsets	Taxable Income
<u>Australian Income</u>			
Dividends - Franked amount	0	0	0
Dividends - Unfranked amount	0	0	0
Interest	0	0	0
Other income	0	0	0
Non-Primary Production Income	29,818	0	29,818
<u>Capital gains</u>			
Discount Capital Gains	0		0
CGT concession amount	0		0
Capital Gains - indexation method	0		0
Capital Gains - other method	0		0
Distributed capital gains	0		0
Net Capital Gains	0		0
<u>Foreign Income</u>			
Interest income	0		0
Modified passive income	0		0
Other assessable foreign income	0		0
Assessable foreign income	0		
<u>Other Non-assessable amounts</u>			
Tax-exempted amounts	0		
Tax-free amounts	0		
Tax-deferred amounts	0		
Less TFN amounts withheld / non-resident withholding	0		
Less other expenses	0		
Less distribution owing at year end relating to current year	4,818		
Net Cash distributions	25,000		
<u>Addition capital gains information</u>			
Capital gains- discount method	0		
Capital gains- index method	0		
Capital gains- other method	0		
Total current year capital gain	0		

PLEASE RETAIN THIS STATEMENT FOR INCOME TAX PURPOSES



t. 07 3733 1660
 w. www.sentinelpg.com.au
 a. Level 9, 300 Queen St
 Brisbane QLD 4001
 p. GPO Box 2333
 Brisbane QLD 4001

Nameless Pty Ltd ATF The Sherlock Super Fund
 21 Fewings Street
 Toowong QLD 4066

04-September-2018

Investor TFN/ABN Held: Yes

The following Tax Return Information Statement, issued by Northpoint Homemaker Centre - Sentinel Homemaker Trust No.2 is provided to assist Australian resident taxpayers in completing their tax return.

Northpoint Homemaker Centre - Sentinel Homemaker Trust No.2
2018 Tax Return Information

Units Held at 30 June 2018	450,000
----------------------------	---------

Part A	Summary of 2018 Tax Return (supplementary section) Items	
Tax Return (supplementary section)	Amount	Tax Return Label
Non-Primary Production Income	68,005	13U
Franked Distributions	0	13C
Other deductions relating to distributions	0	13Y
Franking Credits	0	13Q
Credit for TFN amounts withheld	0	13R
Credit for foreign resident withholding or managed	0	13A
Investment trust fund payment amounts withheld	0	
Total current year capital gains	0	18H
Net capital gain	0	18A
Assessable foreign source income	0	20E
Other net foreign income	0	20M
Foreign income tax offsets	0	20O
Rebates	0	24V

Part B	Capital Gain Tax Information
	Amount
Additional Information for Item 18	
Capital gains- discounted method	0
Capital gains- other method	0
Total current year capital gains	0
Capital gains tax (CGT) concession amount	0
Tax-deferred amounts	17,495

PLEASE RETAIN THIS STATEMENT FOR INCOME TAX PURPOSES

**Northpoint Homemaker Centre - Sentinel Homemaker Trust No.2
2018 Tax Return Information**

Part C	Components of Distribution		
	Cash Distribution	Tax paid / Offsets	Taxable Income
<u>Australian Income</u>			
Dividends - Franked amount	0	0	0
Dividends - Unfranked amount	0	0	0
Interest	0	0	0
Other income	0	0	0
Non-Primary Production Income	68,005	0	68,005
<u>Capital gains</u>			
Discount Capital Gains	0		0
CGT concession amount	0		0
Capital Gains - indexation method	0		0
Capital Gains - other method	0		0
Distributed capital gains	0		0
Net Capital Gains	0		0
<u>Foreign Income</u>			
Interest income	0		0
Modified passive income	0		0
Other assessable foreign income	0		0
Assessable foreign income	0		
<u>Other Non-assessable amounts</u>			
Tax-exempted amounts	0		
Tax-free amounts	0		
Tax-deferred amounts	17,495		
Less TFN amounts withheld / non-resident withholding	0		
Less other expenses	0		
Net Cash distributions	85,500		
<u>Addition capital gains information</u>			
Capital gains- discount method	0		
Capital gains- index method	0		
Capital gains- other method	0		
Total current year capital gain	0		

PLEASE RETAIN THIS STATEMENT FOR INCOME TAX PURPOSES



t. 07 3733 1660
 w. www.sentinelpg.com.au
 a. Level 9, 300 Queen St
 Brisbane QLD 4001
 p. GPO Box 2333
 Brisbane QLD 4001

Nameless Pty Ltd ATF The Sherlock Super Fund
 21 Fewings Street
 Toowong QLD 4066

31-August-2018

Investor TFN/ABN Held: Yes

The following Tax Return Information Statement, issued by Sentinel Rutherford Homemaker Trust is provided to assist Australian resident taxpayers in completing their tax return.

Sentinel Rutherford Homemaker Trust
2018 Tax Return Information

Units Held at 30 June 2018	200,000
----------------------------	---------

Part A	Summary of 2018 Tax Return (supplementary section) Items	
Tax Return (supplementary section)	Amount	Tax Return Label
Non-Primary Production Income	0	13U
Franked Distributions	0	13C
Other deductions relating to distributions	0	13Y
Franking Credits	0	13Q
Credit for TFN amounts withheld	0	13R
Credit for foreign resident withholding or managed	0	13A
Investment trust fund payment amounts withheld	0	
Total current year capital gains	0	18H
Net capital gain	0	18A
Assessable foreign source income	0	20E
Other net foreign income	0	20M
Foreign income tax offsets	0	20O
Rebates	0	24V

Part B	Capital Gain Tax Information
	Amount
Additional Information for Item 18	
Capital gains- discounted method	0
Capital gains- other method	0
Total current year capital gains	0
Capital gains tax (CGT) concession amount	0
Tax-deferred amounts	600

PLEASE RETAIN THIS STATEMENT FOR INCOME TAX PURPOSES

**Sentinel Rutherford Homemaker Trust
2018 Tax Return Information**

Part C	Components of Distribution		
	Cash Distribution	Tax paid / Offsets	Taxable Income
<u>Australian Income</u>			
Dividends - Franked amount	0	0	0
Dividends - Unfranked amount	0	0	0
Interest	0	0	0
Other income	0	0	0
Non-Primary Production Income	0	0	0
<u>Capital gains</u>			
Discount Capital Gains	0		0
CGT concession amount	0		0
Capital Gains - indexation method	0		0
Capital Gains - other method	0		0
Distributed capital gains	0		0
Net Capital Gains	0		0
<u>Foreign Income</u>			
Interest income	0		0
Modified passive income	0		0
Other assessable foreign income	0		0
Assessable foreign income	0		
<u>Other Non-assessable amounts</u>			
Tax-exempted amounts	0		
Tax-free amounts	0		
Tax-deferred amounts	600		
Less TFN amounts withheld / non-resident withholding	0		
Less other expenses	0		
Net Cash distributions	600		
<u>Addition capital gains information</u>			
Capital gains- discount method	0		
Capital gains- index method	0		
Capital gains- other method	0		
Total current year capital gain	0		

PLEASE RETAIN THIS STATEMENT FOR INCOME TAX PURPOSES

Michael Sherlock
Nameless Pty Ltd ATF The Sherlock Super Fund
21 Fewings Street
Toowong QLD 4066

24th August 2018

Investor TFN/ABN Held: YES

The following Tax Return Information Statement, issued by Sentinel Ipswich Homemaker Trust is provided to assist Australian resident taxpayers in completing their tax return.

**Sentinel Ipswich Homemaker Trust
2018 Tax Return Information**

Units Held at 30 June 2018	200,000
----------------------------	---------

Part A	Summary of 2018 Tax Return (supplementary section) Items	
Tax return (supplementary Section)	Amount	Tax Return Label
Non - Primary Production Income	0	13U
Franked Distributions	0	13C
Other Deductions Relating to Distributions	0	13Y
Franking Credits	0	13Q
Credit for TFN Amounts Withheld	0	13R
Credit for Foreign Resident Withholding or Managed	0	13A
Investment Trust Fund Payment Amounts Withheld	0	
Total Current Year Capital Gains	144,625	18H
Net Capital Gain	60,938	18A
Assessable Foreign Source Income	0	20E
Other Net Foreign Income	0	20M
Foreign Income Tax Offsets	0	20O
Rebates	0	24V

Part B	Capital Gain Tax Information	
	Amount	
Additional Information for Item 18		
Capital Gains - Discounted Method	144,625	(Grossed up amount)
Capital Gains - Other Method	0	
Total Current Year Capital Gains	144,625	
Capital Gains Tax (CGT) Concession Amount	72,313	
Tax-deferred amounts	79,851	

PLEASE RETAIN THIS STATEMENT FOR INCOME TAX PURPOSES

**Sentinel Ipswich Homemaker Trust
 2018 Tax Return Information**

Part C	Components of Distribution		
	Cash Distribution	Tax Paid/Offsets	Taxable Income
<u>Australian Income</u>			
Dividends – Franked Amount	0	0	0
Dividends – Unfranked Amount	0	0	0
Interest	0	0	0
Other Income	0	0	0
Non-Primary Production Income	0	0	0
<u>Capital Gains</u>			
Discount Capital Gains	60,938		60,938
CGT Concession Amount	72,313		0
Capital Gains – Indexation Method	0		0
Capital Gains – Other Method	0		0
Distributed Capital Gains	133,250		0
Net Capital Gains	0		60,938
<u>Foreign Income</u>			
Interest Income	0		0
Modified Passive Income	0		0
Other Assessable Foreign Income	0		0
Assessable Foreign Income	0		0
<u>Other Non-assessable Amounts</u>			
Tax-exempted Amounts	0		
Tax-free Amounts	0		
Tax-deferred Amounts	79,851		
Less TFN Amounts Withheld/ Non-resident withholding	0		
Less Other Expenses	0		
Less Distribution owing at year end relating to current year	0		
Net Cash Distributions	213,101		
<u>Additional Capital Gains Information</u>			
Capital Gains- Discount Method	144,625		
Capital Gains- Index Method	0		
Capital Gains- Other Method	0		
Total Current Year Capital Gain	144,625		

PLEASE RETAIN THIS STATEMENT FOR INCOME TAX PURPOSES



t. 07 3733 1660
w. www.sentinelpg.com.au
a. Level 9, 300 Queen St
Brisbane QLD 4001
p. GPO Box 2333
Brisbane QLD 4001

Nameless Pty Ltd ATF The Sherlock Super Fund
21 Fewings Street
Toowong QLD 4066

31-August-2018

Investor TFN/ABN Held: Yes

The following Tax Return Information Statement, issued by Sentinel Mackay Industrial Trust is provided to assist Australian resident taxpayers in completing their tax return.

Sentinel Mackay Industrial Trust
2018 Tax Return Information

Units Held at 30 June 2018	200,000
----------------------------	---------

Part A	Summary of 2018 Tax Return (supplementary section) Items	
Tax Return (supplementary section)	Amount	Tax Return Label
Non-Primary Production Income	13,821	13U
Franked Distributions	0	13C
Other deductions relating to distributions	0	13Y
Franking Credits	0	13Q
Credit for TFN amounts withheld	0	13R
Credit for foreign resident withholding or managed	0	13A
Investment trust fund payment amounts withheld	0	
Total current year capital gains	0	18H
Net capital gain	0	18A
Assessable foreign source income	0	20E
Other net foreign income	0	20M
Foreign income tax offsets	0	20O
Rebates	0	24V

Part B	Capital Gain Tax Information
	Amount
Additional Information for Item 18	
Capital gains- discounted method	0
Capital gains- other method	0
Total current year capital gains	0
Capital gains tax (CGT) concession amount	0
Tax-deferred amounts	8,579

PLEASE RETAIN THIS STATEMENT FOR INCOME TAX PURPOSES

**Sentinel Mackay Industrial Trust
2018 Tax Return Information**

Part C	Components of Distribution		
	Cash Distribution	Tax paid / Offsets	Taxable Income
<u>Australian Income</u>			
Dividends - Franked amount	0	0	0
Dividends - Unfranked amount	0	0	0
Interest	0	0	0
Other income	0	0	0
Non-Primary Production Income	13,821	0	13,821
<u>Capital gains</u>			
Discount Capital Gains	0		0
CGT concession amount	0		0
Capital Gains - indexation method	0		0
Capital Gains - other method	0		0
Distributed capital gains	0		0
Net Capital Gains	0		0
<u>Foreign Income</u>			
Interest income	0		0
Modified passive income	0		0
Other assessable foreign income	0		0
Assessable foreign income	0		
<u>Other Non-assessable amounts</u>			
Tax-exempted amounts	0		
Tax-free amounts	0		
Tax-deferred amounts	8,579		
Less TFN amounts withheld / non-resident withholding	0		
Less other expenses	0		
Net Cash distributions	22,400		
<u>Addition capital gains information</u>			
Capital gains- discount method	0		
Capital gains- index method	0		
Capital gains- other method	0		
Total current year capital gain	0		

PLEASE RETAIN THIS STATEMENT FOR INCOME TAX PURPOSES



t. 07 3733 1660
w. www.sentinelpg.com.au
a. Level 9, 300 Queen St
Brisbane QLD 4001
p. GPO Box 2333
Brisbane QLD 4001

Nameless Pty Ltd ATF The Sherlock Super Fund
21 Fewings Street
Toowong QLD 4066

31-August-2018

Investor TFN/ABN Held: Yes

The following Tax Return Information Statement, issued by Sentinel Bourke Street Retail Trust is provided to assist Australian resident taxpayers in completing their tax return.

Sentinel Bourke Street Retail Trust
2018 Tax Return Information

Units Held at 30 June 2018	200,000
----------------------------	---------

Part A	Summary of 2018 Tax Return (supplementary section) Items	
Tax Return (supplementary section)	Amount	Tax Return Label
Non-Primary Production Income	0	13U
Franked Distributions	0	13C
Other deductions relating to distributions	0	13Y
Franking Credits	0	13Q
Credit for TFN amounts withheld	0	13R
Credit for foreign resident withholding or managed	0	13A
Investment trust fund payment amounts withheld	0	
Total current year capital gains	322,833	18H
Net capital gain	80,123	18A
Assessable foreign source income	0	20E
Other net foreign income	0	20M
Foreign income tax offsets	0	20O
Rebates	0	24V

Part B	Capital Gain Tax Information
	Amount
Additional Information for Item 18	
Capital gains- discounted method	322,833
Capital gains- other method	0
Total current year capital gains	322,833
Capital gains tax (CGT) concession amount	161,416
Tax-deferred amounts	128,346

PLEASE RETAIN THIS STATEMENT FOR INCOME TAX PURPOSES

**Sentinel Bourke Street Retail Trust
2018 Tax Return Information**

Part C	Components of Distribution		
	Cash Distribution	Tax paid / Offsets	Taxable Income
<u>Australian Income</u>			
Dividends - Franked amount	0	0	0
Dividends - Unfranked amount	0	0	0
Interest	0	0	0
Other income	0	0	0
Non-Primary Production Income	0	0	0
<u>Capital gains</u>			
Discount Capital Gains	80,123		80,123
CGT concession amount	161,416		0
Capital Gains - indexation method	0		0
Capital Gains - other method	0		0
Distributed capital gains	241,539		0
Net Capital Gains	0		80,123
<u>Foreign Income</u>			
Interest income	0		0
Modified passive income	0		0
Other assessable foreign income	0		0
Assessable foreign income	0		
<u>Other Non-assessable amounts</u>			
Tax-exempted amounts	0		
Tax-free amounts	0		
Tax-deferred amounts	128,346		
Less TFN amounts withheld / non-resident withholding	0		
Less other expenses	0		
Net Cash distributions	369,885		
<u>Addition capital gains information</u>			
Capital gains- discount method	322,833		
Capital gains- index method	0		
Capital gains- other method	0		
Total current year capital gain	322,833		

PLEASE RETAIN THIS STATEMENT FOR INCOME TAX PURPOSES



t. 07 3733 1660
 w. www.sentinelpg.com.au
 a. Level 9, 300 Queen St
 Brisbane QLD 4001
 p. GPO Box 2333
 Brisbane QLD 4001

Nameless Pty Ltd ATF The Sherlock Super Fund
 21 Fewings Street
 Toowong QLD 4066

31-August-2018

Investor TFN/ABN Held: Yes

The following Tax Return Information Statement, issued by Sentinel Orange Homemaker Trust is provided to assist Australian resident taxpayers in completing their tax return.

Sentinel Orange Homemaker Trust
2018 Tax Return Information

Units Held at 30 June 2018	480,000
----------------------------	---------

Part A	Summary of 2018 Tax Return (supplementary section) Items	
Tax Return (supplementary section)	Amount	Tax Return Label
Non-Primary Production Income	0	13U
Franked Distributions	0	13C
Other deductions relating to distributions	0	13Y
Franking Credits	0	13Q
Credit for TFN amounts withheld	0	13R
Credit for foreign resident withholding or managed	0	13A
Investment trust fund payment amounts withheld	0	
Total current year capital gains	0	18H
Net capital gain	0	18A
Assessable foreign source income	0	20E
Other net foreign income	0	20M
Foreign income tax offsets	0	20O
Rebates	0	24V

Part B	Capital Gain Tax Information
	Amount
Additional Information for Item 18	
Capital gains- discounted method	0
Capital gains- other method	0
Total current year capital gains	0
Capital gains tax (CGT) concession amount	0
Tax-deferred amounts	12,000

PLEASE RETAIN THIS STATEMENT FOR INCOME TAX PURPOSES

**Sentinel Orange Homemaker Trust
2018 Tax Return Information**

Part C	Components of Distribution		
	Cash Distribution	Tax paid / Offsets	Taxable Income
<u>Australian Income</u>			
Dividends - Franked amount	0	0	0
Dividends - Unfranked amount	0	0	0
Interest	0	0	0
Other income	0	0	0
Non-Primary Production Income	0	0	0
<u>Capital gains</u>			
Discount Capital Gains	0		0
CGT concession amount	0		0
Capital Gains - indexation method	0		0
Capital Gains - other method	0		0
Distributed capital gains	0		0
Net Capital Gains	0		0
<u>Foreign Income</u>			
Interest income	0		0
Modified passive income	0		0
Other assessable foreign income	0		0
Assessable foreign income	0		
<u>Other Non-assessable amounts</u>			
Tax-exempted amounts	0		
Tax-free amounts	0		
Tax-deferred amounts	12,000		
Less TFN amounts withheld / non-resident withholding	0		
Less other expenses	0		
Net Cash distributions	12,000		
<u>Addition capital gains information</u>			
Capital gains- discount method	0		
Capital gains- index method	0		
Capital gains- other method	0		
Total current year capital gain	0		

PLEASE RETAIN THIS STATEMENT FOR INCOME TAX PURPOSES



t. 07 3733 1660
 w. www.sentinelpg.com.au
 a. Level 9, 300 Queen St
 Brisbane QLD 4001
 p. GPO Box 2333
 Brisbane QLD 4001

Nameless Pty Ltd ATF The Sherlock Super Fund
 21 Fewings Street
 Toowong QLD 4066

31-August-2018

Investor TFN/ABN Held: Yes

The following Tax Return Information Statement, issued by Sentinel Springwood Retail Trust is provided to assist Australian resident taxpayers in completing their tax return.

Sentinel Springwood Retail Trust
2018 Tax Return Information

Units Held at 30 June 2018	120,000
----------------------------	---------

Part A	Summary of 2018 Tax Return (supplementary section) Items	
Tax Return (supplementary section)	Amount	Tax Return Label
Non-Primary Production Income	8,427	13U
Franked Distributions	0	13C
Other deductions relating to distributions	0	13Y
Franking Credits	0	13Q
Credit for TFN amounts withheld	0	13R
Credit for foreign resident withholding or managed	0	13A
Investment trust fund payment amounts withheld	0	
Total current year capital gains	0	18H
Net capital gain	0	18A
Assessable foreign source income	0	20E
Other net foreign income	0	20M
Foreign income tax offsets	0	20O
Rebates	0	24V

Part B	Capital Gain Tax Information
	Amount
Additional Information for Item 18	
Capital gains- discounted method	0
Capital gains- other method	0
Total current year capital gains	0
Capital gains tax (CGT) concession amount	0
Tax-deferred amounts	17,373

PLEASE RETAIN THIS STATEMENT FOR INCOME TAX PURPOSES

**Sentinel Springwood Retail Trust
2018 Tax Return Information**

Part C	Components of Distribution		
	Cash Distribution	Tax paid / Offsets	Taxable Income
<u>Australian Income</u>			
Dividends - Franked amount	0	0	0
Dividends - Unfranked amount	0	0	0
Interest	0	0	0
Other income	0	0	0
Non-Primary Production Income	8,427	0	8,427
<u>Capital gains</u>			
Discount Capital Gains	0		0
CGT concession amount	0		0
Capital Gains - indexation method	0		0
Capital Gains - other method	0		0
Distributed capital gains	0		0
Net Capital Gains	0		0
<u>Foreign Income</u>			
Interest income	0		0
Modified passive income	0		0
Other assessable foreign income	0		0
Assessable foreign income	0		
<u>Other Non-assessable amounts</u>			
Tax-exempted amounts	0		
Tax-free amounts	0		
Tax-deferred amounts	17,373		
Less TFN amounts withheld / non-resident withholding	0		
Less other expenses	0		
Net Cash distributions	25,800		
<u>Addition capital gains information</u>			
Capital gains- discount method	0		
Capital gains- index method	0		
Capital gains- other method	0		
Total current year capital gain	0		

PLEASE RETAIN THIS STATEMENT FOR INCOME TAX PURPOSES



t. 07 3733 1660
 w. www.sentinelpg.com.au
 a. Level 9, 300 Queen St
 Brisbane QLD 4001
 p. GPO Box 2333
 Brisbane QLD 4001

Nameless Pty Ltd ATF The Sherlock Super Fund
 21 Fewings Street
 Toowong QLD 4066

31-August-2018

Investor TFN/ABN Held: Yes

The following Tax Return Information Statement, issued by Sentinel Tuggerah Industrial Trust is provided to assist Australian resident taxpayers in completing their tax return.

Sentinel Tuggerah Industrial Trust
2018 Tax Return Information

Units Held at 30 June 2018	100,000
----------------------------	---------

Part A	Summary of 2018 Tax Return (supplementary section) Items	
Tax Return (supplementary section)	Amount	Tax Return Label
Non-Primary Production Income	0	13U
Franked Distributions	0	13C
Other deductions relating to distributions	0	13Y
Franking Credits	0	13Q
Credit for TFN amounts withheld	0	13R
Credit for foreign resident withholding or managed	0	13A
Investment trust fund payment amounts withheld	0	
Total current year capital gains	60,753	18H
Net capital gain	22,825	18A
Assessable foreign source income	0	20E
Other net foreign income	0	20M
Foreign income tax offsets	0	20O
Rebates	0	24V

Part B	Capital Gain Tax Information
	Amount
Additional Information for Item 18	
Capital gains- discounted method	60,753
Capital gains- other method	0
Total current year capital gains	60,753
Capital gains tax (CGT) concession amount	30,377
Tax-deferred amounts	84,659

PLEASE RETAIN THIS STATEMENT FOR INCOME TAX PURPOSES

**Sentinel Tuggerah Industrial Trust
2018 Tax Return Information**

Part C	Components of Distribution		
	Cash Distribution	Tax paid / Offsets	Taxable Income
<u>Australian Income</u>			
Dividends - Franked amount	0	0	0
Dividends - Unfranked amount	0	0	0
Interest	0	0	0
Other income	0	0	0
Non-Primary Production Income	0	0	0
<u>Capital gains</u>			
Discount Capital Gains	22,825		22,825
CGT concession amount	30,377		0
Capital Gains - indexation method	0		0
Capital Gains - other method	0		0
Distributed capital gains	53,201		0
Net Capital Gains	0		22,825
<u>Foreign Income</u>			
Interest income	0		0
Modified passive income	0		0
Other assessable foreign income	0		0
Assessable foreign income	0		
<u>Other Non-assessable amounts</u>			
Tax-exempted amounts	0		
Tax-free amounts	0		
Tax-deferred amounts	84,659		
Less TFN amounts withheld / non-resident withholding	0		
Less other expenses	0		
Net Cash distributions	137,860		
<u>Addition capital gains information</u>			
Capital gains- discount method	60,753		
Capital gains- index method	0		
Capital gains- other method	0		
Total current year capital gain	60,753		

PLEASE RETAIN THIS STATEMENT FOR INCOME TAX PURPOSES



t. 07 3733 1660
 w. www.sentinelpg.com.au
 a. Level 9, 300 Queen St
 Brisbane QLD 4001
 p. GPO Box 2333
 Brisbane QLD 4001

Nameless Pty Ltd ATF The Sherlock Super Fund
 21 Fewings Street
 Toowong QLD 4066

31-August-2018

Investor TFN/ABN Held: Yes

The following Tax Return Information Statement, issued by Sentinel Citilink Trust is provided to assist Australian resident taxpayers in completing their tax return.

Sentinel Citilink Trust
2018 Tax Return Information

Units Held at 30 June 2018	585,000
----------------------------	---------

Part A	Summary of 2018 Tax Return (supplementary section) Items	
Tax Return (supplementary section)	Amount	Tax Return Label
Non-Primary Production Income	16,066	13U
Franked Distributions	0	13C
Other deductions relating to distributions	0	13Y
Franking Credits	0	13Q
Credit for TFN amounts withheld	0	13R
Credit for foreign resident withholding or managed	0	13A
Investment trust fund payment amounts withheld	0	
Total current year capital gains	0	18H
Net capital gain	0	18A
Assessable foreign source income	0	20E
Other net foreign income	0	20M
Foreign income tax offsets	0	20O
Rebates	0	24V

Part B	Capital Gain Tax Information
	Amount
Additional Information for Item 18	
Capital gains- discounted method	0
Capital gains- other method	0
Total current year capital gains	0
Capital gains tax (CGT) concession amount	0
Tax-deferred amounts	33,659

PLEASE RETAIN THIS STATEMENT FOR INCOME TAX PURPOSES

Sentinel Citilink Trust
2018 Tax Return Information

Part C	Components of Distribution		
	Cash Distribution	Tax paid / Offsets	Taxable Income
<u>Australian Income</u>			
Dividends - Franked amount	0	0	0
Dividends - Unfranked amount	0	0	0
Interest	0	0	0
Other income	0	0	0
Non-Primary Production Income	16,066	0	16,066
<u>Capital gains</u>			
Discount Capital Gains	0		0
CGT concession amount	0		0
Capital Gains - indexation method	0		0
Capital Gains - other method	0		0
Distributed capital gains	0		0
Net Capital Gains	0		0
<u>Foreign Income</u>			
Interest income	0		0
Modified passive income	0		0
Other assessable foreign income	0		0
Assessable foreign income	0		
<u>Other Non-assessable amounts</u>			
Tax-exempted amounts	0		
Tax-free amounts	0		
Tax-deferred amounts	33,659		
Less TFN amounts withheld / non-resident withholding	0		
Less other expenses	0		
Net Cash distributions	49,725		
<u>Addition capital gains information</u>			
Capital gains- discount method	0		
Capital gains- index method	0		
Capital gains- other method	0		
Total current year capital gain	0		

PLEASE RETAIN THIS STATEMENT FOR INCOME TAX PURPOSES



t. 07 3733 1660
 w. www.sentinelpg.com.au
 a. Level 9, 300 Queen St
 Brisbane QLD 4001
 p. GPO Box 2333
 Brisbane QLD 4001

Nameless Pty Ltd ATF The Sherlock Super Fund
 21 Fewings Street
 Toowong QLD 4066

31-August-2018

Investor TFN/ABN Held: Yes

The following Tax Return Information Statement, issued by Sentinel Paget Industrial Trust is provided to assist Australian resident taxpayers in completing their tax return.

Sentinel Paget Industrial Trust
2018 Tax Return Information

Units Held at 30 June 2018 100,000

Part A	Summary of 2018 Tax Return (supplementary section) Items	
Tax Return (supplementary section)	Amount	Tax Return Label
Non-Primary Production Income	7,437	13U
Franked Distributions	0	13C
Other deductions relating to distributions	0	13Y
Franking Credits	0	13Q
Credit for TFN amounts withheld	0	13R
Credit for foreign resident withholding or managed	0	13A
Investment trust fund payment amounts withheld	0	
Total current year capital gains	11,120	18H
Net capital gain	5,560	18A
Assessable foreign source income	0	20E
Other net foreign income	0	20M
Foreign income tax offsets	0	20O
Rebates	0	24V

Part B	Capital Gain Tax Information	
	Amount	
Additional Information for Item 18		
Capital gains- discounted method	11,120	
Capital gains- other method	0	
Total current year capital gains	11,120	
Capital gains tax (CGT) concession amount	5,560	
Tax-deferred amounts	91,484	

PLEASE RETAIN THIS STATEMENT FOR INCOME TAX PURPOSES

**Sentinel Paget Industrial Trust
2018 Tax Return Information**

Part C	Components of Distribution		
	Cash Distribution	Tax paid / Offsets	Taxable Income
<u>Australian Income</u>			
Dividends - Franked amount	0	0	0
Dividends - Unfranked amount	0	0	0
Interest	0	0	0
Other income	0	0	0
Non-Primary Production Income	7,437	0	7,437
<u>Capital gains</u>			
Discount Capital Gains	5,560		5,560
CGT concession amount	5,560		0
Capital Gains - indexation method	0		0
Capital Gains - other method	0		0
Distributed capital gains	11,120		0
Net Capital Gains	0		5,560
<u>Foreign Income</u>			
Interest income	0		0
Modified passive income	0		0
Other assessable foreign income	0		0
Assessable foreign income	0		
<u>Other Non-assessable amounts</u>			
Tax-exempted amounts	0		
Tax-free amounts	0		
Tax-deferred amounts	91,484		
Less TFN amounts withheld / non-resident withholding	0		
Less other expenses	0		
Net Cash distributions	110,042		
<u>Addition capital gains information</u>			
Capital gains- discount method	11,120		
Capital gains- index method	0		
Capital gains- other method	0		
Total current year capital gain	11,120		

PLEASE RETAIN THIS STATEMENT FOR INCOME TAX PURPOSES



t. 07 3733 1660
 w. www.sentinelpg.com.au
 a. Level 9, 300 Queen St
 Brisbane QLD 4001
 p. GPO Box 2333
 Brisbane QLD 4001

Nameless Pty Ltd ATF The Sherlock Super Fund
 21 Fewings Street
 Toowong QLD 4066

14-August-2018

Investor TFN/ABN Held: Yes

The following Tax Return Information Statement, issued by Sentinel Jimboomba Retail Trust is provided to assist Australian resident taxpayers in completing their tax return.

Sentinel Jimboomba Retail Trust
2018 Tax Return Information

4,000 Units
 sold for Nil

Units Held at 30 June 2018 0

Part A	Summary of 2018 Tax Return (supplementary section) Items	
Tax Return (supplementary section)	Amount	Tax Return Label
Non-Primary Production Income	0	13U
Franked Distributions	0	13C
Other deductions relating to distributions	0	13Y
Franking Credits	0	13Q
Credit for TFN amounts withheld	0	13R
Credit for foreign resident withholding or managed	0	13A
Investment trust fund payment amounts withheld	0	
Total current year capital gains	0	18H
Net capital gain	0	18A
Assessable foreign source income	0	20E
Other net foreign income	0	20M
Foreign income tax offsets	0	20O
Rebates	0	24V

Part B	Capital Gain Tax Information	
	Amount	
Additional Information for Item 18		
Capital gains- discounted method	0	
Capital gains- other method	0	
Total current year capital gains	0	
Capital gains tax (CGT) concession amount	0	
Tax-deferred amounts	2,373	

PLEASE RETAIN THIS STATEMENT FOR INCOME TAX PURPOSES

**Sentinel Jimboomba Retail Trust
2018 Tax Return Information**

Part C	Components of Distribution		
	Cash Distribution	Tax paid / Offsets	Taxable Income
<u>Australian Income</u>			
Dividends - Franked amount	0	0	0
Dividends - Unfranked amount	0	0	0
Interest	0	0	0
Other income	0	0	0
Non-Primary Production Income	0	0	0
<u>Capital gains</u>			
Discount Capital Gains	0		0
CGT concession amount	0		0
Capital Gains - indexation method	0		0
Capital Gains - other method	0		0
Distributed capital gains	0		0
Net Capital Gains	0		0
<u>Foreign Income</u>			
Interest income	0		0
Modified passive income	0		0
Other assessable foreign income	0		0
Assessable foreign income	0		
<u>Other Non-assessable amounts</u>			
Tax-exempted amounts	0		
Tax-free amounts	0		
Tax-deferred amounts	2,373		
Less TFN amounts withheld / non-resident withholding	0		
Less other expenses	0		
Net Cash distributions	2,373		
<u>Addition capital gains information</u>			
Capital gains- discount method	0		
Capital gains- index method	0		
Capital gains- other method	0		
Total current year capital gain	0		

PLEASE RETAIN THIS STATEMENT FOR INCOME TAX PURPOSES



t. 07 3733 1660
 w. www.sentinelpg.com.au
 a. Level 9, 300 Queen St
 Brisbane QLD 4001
 p. GPO Box 2333
 Brisbane QLD 4001

Nameless Pty Ltd ATF The Sherlock Super Fund
 21 Fewings Street
 Toowong QLD 4066

31-August-2018

Investor TFN/ABN Held: Yes

The following Tax Return Information Statement, issued by Sentinel Countrywide Retail Trust is provided to assist Australian resident taxpayers in completing their tax return.

**Sentinel Countrywide Retail Trust
 2018 Tax Return Information**

Units Held at 30 June 2018	985,960
----------------------------	---------

Part A	Summary of 2018 Tax Return (supplementary section) Items	
Tax Return (supplementary section)	Amount	Tax Return Label
Non-Primary Production Income	32,626	13U
Franked Distributions	0	13C
Other deductions relating to distributions	0	13Y
Franking Credits	0	13Q
Credit for TFN amounts withheld	0	13R
Credit for foreign resident withholding or managed	0	13A
Investment trust fund payment amounts withheld	0	
Total current year capital gains	0	18H
Net capital gain	0	18A
Assessable foreign source income	0	20E
Other net foreign income	0	20M
Foreign income tax offsets	0	20O
Rebates	0	24V

Part B	Capital Gain Tax Information
	Amount
Additional Information for Item 18	
Capital gains- discounted method	0
Capital gains- other method	0
Total current year capital gains	0
Capital gains tax (CGT) concession amount	0
Tax-deferred amounts	57,970

PLEASE RETAIN THIS STATEMENT FOR INCOME TAX PURPOSES

**Sentinel Countrywide Retail Trust
2018 Tax Return Information**

Part C	Components of Distribution		
	Cash Distribution	Tax paid / Offsets	Taxable Income
<u>Australian Income</u>			
Dividends - Franked amount	0	0	0
Dividends - Unfranked amount	0	0	0
Interest	0	0	0
Other income	0	0	0
Non-Primary Production Income	32,626	0	32,626
<u>Capital gains</u>			
Discount Capital Gains	0		0
CGT concession amount	0		0
Capital Gains - indexation method	0		0
Capital Gains - other method	0		0
Distributed capital gains	0		0
Net Capital Gains	0		0
<u>Foreign Income</u>			
Interest income	0		0
Modified passive income	0		0
Other assessable foreign income	0		0
Assessable foreign income	0		
<u>Other Non-assessable amounts</u>			
Tax-exempted amounts	0		
Tax-free amounts	0		
Tax-deferred amounts	57,970		
Less TFN amounts withheld / non-resident withholding	0		
Less other expenses	0		
Less distribution owing at year end relating to current year	8,216		
Net Cash distributions	82,380		
<u>Addition capital gains information</u>			
Capital gains- discount method	0		
Capital gains- index method	0		
Capital gains- other method	0		
Total current year capital gain	0		

PLEASE RETAIN THIS STATEMENT FOR INCOME TAX PURPOSES



t. 07 3733 1660
 w. www.sentinelpg.com.au
 a. Level 9, 300 Queen St
 Brisbane QLD 4001
 p. GPO Box 2333
 Brisbane QLD 4001

Nameless Pty Ltd ATF The Sherlock Super Fund
 21 Fewings Street
 Toowong QLD 4066

01-September-2018

Investor TFN/ABN Held: Yes

The following Tax Return Information Statement, issued by Sentinel Industrial Trust is provided to assist Australian resident taxpayers in completing their tax return.

Sentinel Industrial Trust
2018 Tax Return Information

Units Held at 30 June 2018	1,262,141
----------------------------	-----------

Part A	Summary of 2018 Tax Return (supplementary section) Items	
Tax Return (supplementary section)	Amount	Tax Return Label
Non-Primary Production Income	0	13U
Franked Distributions	0	13C
Other deductions relating to distributions	0	13Y
Franking Credits	0	13Q
Credit for TFN amounts withheld	0	13R
Credit for foreign resident withholding or managed	0	13A
Investment trust fund payment amounts withheld	0	
Total current year capital gains	0	18H
Net capital gain	0	18A
Assessable foreign source income	0	20E
Other net foreign income	0	20M
Foreign income tax offsets	0	20O
Rebates	0	24V

Part B	Capital Gain Tax Information
	Amount
Additional Information for Item 18	
Capital gains- discounted method	0
Capital gains- other method	0
Total current year capital gains	0
Capital gains tax (CGT) concession amount	0
Tax-deferred amounts	91,150

PLEASE RETAIN THIS STATEMENT FOR INCOME TAX PURPOSES

**Sentinel Industrial Trust
2018 Tax Return Information**

Part C	Components of Distribution		
	Cash Distribution	Tax paid / Offsets	Taxable Income
<u>Australian Income</u>			
Dividends - Franked amount	0	0	0
Dividends - Unfranked amount	0	0	0
Interest	0	0	0
Other income	0	0	0
Non-Primary Production Income	0	0	0
<u>Capital gains</u>			
Discount Capital Gains	0		0
CGT concession amount	0		0
Capital Gains - indexation method	0		0
Capital Gains - other method	0		0
Distributed capital gains	0		0
Net Capital Gains	0		0
<u>Foreign Income</u>			
Interest income	0		0
Modified passive income	0		0
Other assessable foreign income	0		0
Assessable foreign income	0		
<u>Other Non-assessable amounts</u>			
Tax-exempted amounts	0		
Tax-free amounts	0		
Tax-deferred amounts	91,150		
Less TFN amounts withheld / non-resident withholding	0		
Less other expenses	0		
Less distribution owing at year end relating to current year	9,992		
Net Cash distributions	81,158		
<u>Addition capital gains information</u>			
Capital gains- discount method	0		
Capital gains- index method	0		
Capital gains- other method	0		
Total current year capital gain	0		

PLEASE RETAIN THIS STATEMENT FOR INCOME TAX PURPOSES



t. 07 3733 1660
 w. www.sentinelpg.com.au
 a. Level 9, 300 Queen St
 Brisbane QLD 4001
 p. GPO Box 2333
 Brisbane QLD 4001

Nameless Pty Ltd ATF The Sherlock Super Fund
 21 Fewings Street
 Toowong QLD 4066

31-August-2018

Investor TFN/ABN Held: Yes

The following Tax Return Information Statement, issued by Sentinel Homemaker (Open Ended) Trust is provided to assist Australian resident taxpayers in completing their tax return.

**Sentinel Homemaker (Open Ended) Trust
 2018 Tax Return Information**

Units Held at 30 June 2018 100,000

Part A	Summary of 2018 Tax Return (supplementary section) Items	
Tax Return (supplementary section)	Amount	Tax Return Label
Non-Primary Production Income	1,780	13U
Franked Distributions	0	13C
Other deductions relating to distributions	0	13Y
Franking Credits	0	13Q
Credit for TFN amounts withheld	0	13R
Credit for foreign resident withholding or managed	0	13A
Investment trust fund payment amounts withheld	0	
Total current year capital gains	12,434	18H
Net capital gain	6,217	18A
Assessable foreign source income	0	20E
Other net foreign income	0	20M
Foreign income tax offsets	0	20O
Rebates	0	24V

Part B	Capital Gain Tax Information	
	Amount	
Additional Information for Item 18		
Capital gains- discounted method	12,434	
Capital gains- other method	0	
Total current year capital gains	12,434	
Capital gains tax (CGT) concession amount	6,217	
Tax-deferred amounts	19,098	

PLEASE RETAIN THIS STATEMENT FOR INCOME TAX PURPOSES

**Sentinel Homemaker (Open Ended) Trust
2018 Tax Return Information**

Part C	Components of Distribution		
	Cash Distribution	Tax paid / Offsets	Taxable Income
<u>Australian Income</u>			
Dividends - Franked amount	0	0	0
Dividends - Unfranked amount	0	0	0
Interest	0	0	0
Other income	0	0	0
Non-Primary Production Income	1,780	0	1,780
<u>Capital gains</u>			
Discount Capital Gains	6,217		6,217
CGT concession amount	6,217		0
Capital Gains - indexation method	0		0
Capital Gains - other method	0		0
Distributed capital gains	12,434		0
Net Capital Gains	0		6,217
<u>Foreign Income</u>			
Interest income	0		0
Modified passive income	0		0
Other assessable foreign income	0		0
Assessable foreign income	0		
<u>Other Non-assessable amounts</u>			
Tax-exempted amounts	0		
Tax-free amounts	0		
Tax-deferred amounts	19,098		
Less TFN amounts withheld / non-resident withholding	0		
Less other expenses	0		
Less distribution owing at year end relating to current year	594		
Net Cash distributions	32,719		
<u>Addition capital gains information</u>			
Capital gains- discount method	12,434		
Capital gains- index method	0		
Capital gains- other method	0		
Total current year capital gain	12,434		

PLEASE RETAIN THIS STATEMENT FOR INCOME TAX PURPOSES

Nameless Pty Ltd ATF The Sherlock Super Fund
21 Fewings Street
Toowong QLD 4066

3rd September 2018

Investor TFN/ABN Held: YES

The following Tax Return Information Statement, issued by Sentinel Regional Office Trust is provided to assist Australian resident taxpayers in completing their tax return.

SEQ Homemaker Trust 1
2018 Tax Return Information

Units Held at 30 June 2018	14,627
----------------------------	--------

Part A	Summary of 2018 Tax Return (supplementary section) Items	
Tax return (supplementary Section)	Amount	Tax Return Label
Non - Primary Production Income	349	13U
Franked Distributions	0	13C
Other Deductions Relating to Distributions	0	13Y
Franking Credits	0	13Q
Credit for TFN Amounts Withheld	0	13R
Credit for Foreign Resident Withholding or Managed	0	13A
Investment Trust Fund Payment Amounts Withheld	0	
Total Current Year Capital Gains	0	18H
Net Capital Gain	0	18A
Assessable Foreign Source Income	0	20E
Other Net Foreign Income	0	20M
Foreign Income Tax Offsets	0	20O
Rebates	0	24V

Part B	Capital Gain Tax Information	
	Amount	
Additional Information for Item 18		
Capital Gains - Discounted Method	0	(Grossed up amount)
Capital Gains - Other Method	0	
Total Current Year Capital Gains	0	
Capital Gains Tax (CGT) Concession Amount	0	
Tax-deferred amounts	0	

PLEASE RETAIN THIS STATEMENT FOR INCOME TAX PURPOSES

**SEQ Homemaker Trust 1
 2018 Tax Return Information**

Part C	Components of Distribution		
	Cash Distribution	Tax Paid/Offsets	Taxable Income
<u>Australian Income</u>			
Dividends – Franked Amount	0	0	0
Dividends – Unfranked Amount	0	0	0
Interest	0	0	0
Other Income	0	0	0
Non-Primary Production Income	349	0	0
<u>Capital Gains</u>			
Discount Capital Gains	0		0
CGT Concession Amount	0		0
Capital Gains – Indexation Method	0		0
Capital Gains – Other Method	0		0
Distributed Capital Gains	0		0
Net Capital Gains	0		0
<u>Foreign Income</u>			
Interest Income	0		0
Modified Passive Income	0		0
Other Assessable Foreign Income	0		0
Assessable Foreign Income	0		0
<u>Other Non-assessable Amounts</u>			
Tax-exempted Amounts	0		
Tax-free Amounts	0		
Tax-deferred Amounts	0		
Less TFN Amounts Withheld/ Non-resident withholding	0		
Less Other Expenses	0		
Less Distribution owing at year end relating to current year	158		
Net Cash Distributions	191		
<u>Additional Capital Gains Information</u>			
Capital Gains- Discount Method	0		
Capital Gains- Index Method	0		
Capital Gains- Other Method	0		
Total Current Year Capital Gain	0		

PLEASE RETAIN THIS STATEMENT FOR INCOME TAX PURPOSES



t. 07 3733 1660
w. www.sentinelpg.com.au
a. Level 9, 300 Queen St
Brisbane QLD 4001
p. GPO Box 2333
Brisbane QLD 4001

Nameless Pty Ltd ATF The Sherlock Super Fund
21 Fewings Street
Toowong QLD 4066

31-August-2018

Investor TFN/ABN Held: Yes

The following Tax Return Information Statement, issued by Sentinel DFO Cairns Trust is provided to assist Australian resident taxpayers in completing their tax return.

**Sentinel DFO Cairns Trust
2018 Tax Return Information**

Units Held at 30 June 2018	50,000
----------------------------	--------

Part A	Summary of 2018 Tax Return (supplementary section) Items	
Tax Return (supplementary section)	Amount	Tax Return Label
Non-Primary Production Income	0	13U
Franked Distributions	0	13C
Other deductions relating to distributions	0	13Y
Franking Credits	0	13Q
Credit for TFN amounts withheld	0	13R
Credit for foreign resident withholding or managed	0	13A
Investment trust fund payment amounts withheld	0	
Total current year capital gains	0	18H
Net capital gain	0	18A
Assessable foreign source income	0	20E
Other net foreign income	0	20M
Foreign income tax offsets	0	20O
Rebates	0	24V

Part B	Capital Gain Tax Information
	Amount
Additional Information for Item 18	
Capital gains- discounted method	0
Capital gains- other method	0
Total current year capital gains	0
Capital gains tax (CGT) concession amount	0
Tax-deferred amounts	3,500

PLEASE RETAIN THIS STATEMENT FOR INCOME TAX PURPOSES

**Sentinel DFO Cairns Trust
2018 Tax Return Information**

Part C	Components of Distribution		
	Cash Distribution	Tax paid / Offsets	Taxable Income
<u>Australian Income</u>			
Dividends - Franked amount	0	0	0
Dividends - Unfranked amount	0	0	0
Interest	0	0	0
Other income	0	0	0
Non-Primary Production Income	0	0	0
<u>Capital gains</u>			
Discount Capital Gains	0		0
CGT concession amount	0		0
Capital Gains - indexation method	0		0
Capital Gains - other method	0		0
Distributed capital gains	0		0
Net Capital Gains	0		0
<u>Foreign Income</u>			
Interest income	0		0
Modified passive income	0		0
Other assessable foreign income	0		0
Assessable foreign income	0		
<u>Other Non-assessable amounts</u>			
Tax-exempted amounts	0		
Tax-free amounts	0		
Tax-deferred amounts	3,500		
Less TFN amounts withheld / non-resident withholding	0		
Less other expenses	0		
Net Cash distributions	3,500		
<u>Addition capital gains information</u>			
Capital gains- discount method	0		
Capital gains- index method	0		
Capital gains- other method	0		
Total current year capital gain	0		

PLEASE RETAIN THIS STATEMENT FOR INCOME TAX PURPOSES



t. 07 3733 1660
w. www.sentinelpg.com.au
a. Level 9, 300 Queen St
Brisbane QLD 4001
p. GPO Box 2333
Brisbane QLD 4001

Nameless Pty Ltd ATF The Sherlock Super Fund
21 Fewings Street
Toowong QLD 4066

31-August-2018

Investor TFN/ABN Held: Yes

The following Tax Return Information Statement, issued by Sentinel Infrastructure (Airlie Beach) Trust is provided to assist Australian resident taxpayers in completing their tax return.

Sentinel Infrastructure (Airlie Beach) Trust
2018 Tax Return Information

Units Held at 30 June 2018	100,000
----------------------------	---------

Part A	Summary of 2018 Tax Return (supplementary section) Items	
Tax Return (supplementary section)	Amount	Tax Return Label
Non-Primary Production Income	1,461	13U
Franked Distributions	0	13C
Other deductions relating to distributions	0	13Y
Franking Credits	0	13Q
Credit for TFN amounts withheld	0	13R
Credit for foreign resident withholding or managed	0	13A
Investment trust fund payment amounts withheld	0	
Total current year capital gains	0	18H
Net capital gain	0	18A
Assessable foreign source income	0	20E
Other net foreign income	0	20M
Foreign income tax offsets	0	20O
Rebates	0	24V

Part B	Capital Gain Tax Information
	Amount
Additional Information for Item 18	
Capital gains- discounted method	0
Capital gains- other method	0
Total current year capital gains	0
Capital gains tax (CGT) concession amount	0
Tax-deferred amounts	9,391

PLEASE RETAIN THIS STATEMENT FOR INCOME TAX PURPOSES

**Sentinel Infrastructure (Airlie Beach) Trust
2018 Tax Return Information**

Part C	Components of Distribution		
	Cash Distribution	Tax paid / Offsets	Taxable Income
<u>Australian Income</u>			
Dividends - Franked amount	0	0	0
Dividends - Unfranked amount	0	0	0
Interest	0	0	0
Other income	0	0	0
Non-Primary Production Income	1,461	0	1,461
<u>Capital gains</u>			
Discount Capital Gains	0		0
CGT concession amount	0		0
Capital Gains - indexation method	0		0
Capital Gains - other method	0		0
Distributed capital gains	0		0
Net Capital Gains	0		0
<u>Foreign Income</u>			
Interest income	0		0
Modified passive income	0		0
Other assessable foreign income	0		0
Assessable foreign income	0		
<u>Other Non-assessable amounts</u>			
Tax-exempted amounts	0		
Tax-free amounts	0		
Tax-deferred amounts	9,391		
Less TFN amounts withheld / non-resident withholding	0		
Less other expenses	0		
Net Cash distributions	10,852		
<u>Addition capital gains information</u>			
Capital gains- discount method	0		
Capital gains- index method	0		
Capital gains- other method	0		
Total current year capital gain	0		

PLEASE RETAIN THIS STATEMENT FOR INCOME TAX PURPOSES



t. 07 3733 1660
 w. www.sentinelpg.com.au
 a. Level 9, 300 Queen St
 Brisbane QLD 4001
 p. GPO Box 2333
 Brisbane QLD 4001

Nameless Pty Ltd ATF The Sherlock Super Fund
 21 Fewings Street
 Toowong QLD 4066

31-August-2018

Investor TFN/ABN Held: Yes

The following Tax Return Information Statement, issued by Sentinel Robina Office Trust is provided to assist Australian resident taxpayers in completing their tax return.

**Sentinel Robina Office Trust
 2018 Tax Return Information**

Units Held at 30 June 2018 200,000

Part A	Summary of 2018 Tax Return (supplementary section) Items	
Tax Return (supplementary section)	Amount	Tax Return Label
Non-Primary Production Income	548	13U
Franked Distributions	0	13C
Other deductions relating to distributions	0	13Y
Franking Credits	0	13Q
Credit for TFN amounts withheld	0	13R
Credit for foreign resident withholding or managed	0	13A
Investment trust fund payment amounts withheld	0	
Total current year capital gains	0	18H
Net capital gain	0	18A
Assessable foreign source income	0	20E
Other net foreign income	0	20M
Foreign income tax offsets	0	20O
Rebates	0	24V

Part B	Capital Gain Tax Information	
	Amount	
Additional Information for Item 18		
Capital gains- discounted method	0	
Capital gains- other method	0	
Total current year capital gains	0	
Capital gains tax (CGT) concession amount	0	
Tax-deferred amounts	12,514	

PLEASE RETAIN THIS STATEMENT FOR INCOME TAX PURPOSES

**Sentinel Robina Office Trust
2018 Tax Return Information**

Part C	Components of Distribution		
	Cash Distribution	Tax paid / Offsets	Taxable Income
<u>Australian Income</u>			
Dividends - Franked amount	0	0	0
Dividends - Unfranked amount	0	0	0
Interest	0	0	0
Other income	0	0	0
Non-Primary Production Income	548	0	548
<u>Capital gains</u>			
Discount Capital Gains	0		0
CGT concession amount	0		0
Capital Gains - indexation method	0		0
Capital Gains - other method	0		0
Distributed capital gains	0		0
Net Capital Gains	0		0
<u>Foreign Income</u>			
Interest income	0		0
Modified passive income	0		0
Other assessable foreign income	0		0
Assessable foreign income	0		
<u>Other Non-assessable amounts</u>			
Tax-exempted amounts	0		
Tax-free amounts	0		
Tax-deferred amounts	12,514		
Less TFN amounts withheld / non-resident withholding	0		
Less other expenses	0		
Net Cash distributions	13,062		
<u>Addition capital gains information</u>			
Capital gains- discount method	0		
Capital gains- index method	0		
Capital gains- other method	0		
Total current year capital gain	0		

PLEASE RETAIN THIS STATEMENT FOR INCOME TAX PURPOSES



t. 07 3733 1660
 w. www.sentinelpg.com.au
 a. Level 9, 300 Queen St
 Brisbane QLD 4001
 p. GPO Box 2333
 Brisbane QLD 4001

Nameless Pty Ltd ATF The Sherlock Super Fund
 21 Fewings Street
 Toowong QLD 4066

31-August-2018

Investor TFN/ABN Held: Yes

The following Tax Return Information Statement, issued by Sentinel Income Trust is provided to assist Australian resident taxpayers in completing their tax return.

Puga
Sentinel Income Trust
2018 Tax Return Information

Units Held at 30 June 2018	100,000
----------------------------	---------

Part A	Summary of 2018 Tax Return (supplementary section) Items	
Tax Return (supplementary section)	Amount	Tax Return Label
Non-Primary Production Income	7,416	13U
Franked Distributions	0	13C
Other deductions relating to distributions	0	13Y
Franking Credits	0	13Q
Credit for TFN amounts withheld	0	13R
Credit for foreign resident withholding or managed	0	13A
Investment trust fund payment amounts withheld	0	
Total current year capital gains	0	18H
Net capital gain	0	18A
Assessable foreign source income	0	20E
Other net foreign income	0	20M
Foreign income tax offsets	0	20O
Rebates	0	24V

Part B	Capital Gain Tax Information
	Amount
Additional Information for Item 18	
Capital gains- discounted method	0
Capital gains- other method	0
Total current year capital gains	0
Capital gains tax (CGT) concession amount	0
Tax-deferred amounts	4,834

PLEASE RETAIN THIS STATEMENT FOR INCOME TAX PURPOSES

**Sentinel Income Trust
2018 Tax Return Information**

Part C	Components of Distribution		
	Cash Distribution	Tax paid / Offsets	Taxable Income
<u>Australian Income</u>			
Dividends - Franked amount	0	0	0
Dividends - Unfranked amount	0	0	0
Interest	0	0	0
Other income	0	0	0
Non-Primary Production Income	7,416	0	7,416
<u>Capital gains</u>			
Discount Capital Gains	0		0
CGT concession amount	0		0
Capital Gains - indexation method	0		0
Capital Gains - other method	0		0
Distributed capital gains	0		0
Net Capital Gains	0		0
<u>Foreign Income</u>			
Interest income	0		0
Modified passive income	0		0
Other assessable foreign income	0		0
Assessable foreign income	0		
<u>Other Non-assessable amounts</u>			
Tax-exempted amounts	0		
Tax-free amounts	0		
Tax-deferred amounts	4,834		
Less TFN amounts withheld / non-resident withholding	0		
Less other expenses	0		
Net Cash distributions	12,250		
<u>Addition capital gains information</u>			
Capital gains- discount method	0		
Capital gains- index method	0		
Capital gains- other method	0		
Total current year capital gain	0		

PLEASE RETAIN THIS STATEMENT FOR INCOME TAX PURPOSES



t. 07 3733 1660
 w. www.sentinelpg.com.au
 a. Level 9, 300 Queen St
 Brisbane QLD 4001
 p. GPO Box 2333
 Brisbane QLD 4001

Nameless Pty Ltd ATF The Sherlock Super Fund
 21 Fewings Street
 Toowong QLD 4066

31-August-2018

Investor TFN/ABN Held: Yes

The following Tax Return Information Statement, issued by Sentinel Tuggeranong Retail Trust is provided to assist Australian resident taxpayers in completing their tax return.

Sentinel Tuggeranong Retail Trust
2018 Tax Return Information

Units Held at 30 June 2018	50,000
----------------------------	--------

Part A	Summary of 2018 Tax Return (supplementary section) Items	
Tax Return (supplementary section)	Amount	Tax Return Label
Non-Primary Production Income	4,585	13U
Franked Distributions	0	13C
Other deductions relating to distributions	0	13Y
Franking Credits	0	13Q
Credit for TFN amounts withheld	0	13R
Credit for foreign resident withholding or managed	0	13A
Investment trust fund payment amounts withheld	0	
Total current year capital gains	0	18H
Net capital gain	0	18A
Assessable foreign source income	0	20E
Other net foreign income	0	20M
Foreign income tax offsets	0	20O
Rebates	0	24V

Part B	Capital Gain Tax Information
	Amount
Additional Information for Item 18	
Capital gains- discounted method	0
Capital gains- other method	0
Total current year capital gains	0
Capital gains tax (CGT) concession amount	0
Tax-deferred amounts	1,040

PLEASE RETAIN THIS STATEMENT FOR INCOME TAX PURPOSES

**Sentinel Tuggeranong Retail Trust
2018 Tax Return Information**

Part C	Components of Distribution		
	Cash Distribution	Tax paid / Offsets	Taxable Income
<u>Australian Income</u>			
Dividends - Franked amount	0	0	0
Dividends - Unfranked amount	0	0	0
Interest	0	0	0
Other income	0	0	0
Non-Primary Production Income	4,585	0	4,585
<u>Capital gains</u>			
Discount Capital Gains	0		0
CGT concession amount	0		0
Capital Gains - indexation method	0		0
Capital Gains - other method	0		0
Distributed capital gains	0		0
Net Capital Gains	0		0
<u>Foreign Income</u>			
Interest income	0		0
Modified passive income	0		0
Other assessable foreign income	0		0
Assessable foreign income	0		
<u>Other Non-assessable amounts</u>			
Tax-exempted amounts	0		
Tax-free amounts	0		
Tax-deferred amounts	1,040		
Less TFN amounts withheld / non-resident withholding	0		
Less other expenses	0		
Net Cash distributions	5,625		
<u>Addition capital gains information</u>			
Capital gains- discount method	0		
Capital gains- index method	0		
Capital gains- other method	0		
Total current year capital gain	0		

PLEASE RETAIN THIS STATEMENT FOR INCOME TAX PURPOSES



t. 07 3733 1660
w. www.sentinelpg.com.au
a. Level 9, 300 Queen St
Brisbane QLD 4001
p. GPO Box 2333
Brisbane QLD 4001

Nameless Pty Ltd ATF The Sherlock Super Fund
21 Fewings Street
Toowong QLD 4066

31-August-2018

Investor TFN/ABN Held: Yes

The following Tax Return Information Statement, issued by Sentinel Dandenong Homemaker Trust is provided to assist Australian resident taxpayers in completing their tax return.

Sentinel Dandenong Homemaker Trust
2018 Tax Return Information

Units Held at 30 June 2018 170,000

Part A Tax Return (supplementary section)	Summary of 2018 Tax Return (supplementary section) Items	
	Amount	Tax Return Label
Non-Primary Production Income	2,547	13U
Franked Distributions	0	13C
Other deductions relating to distributions	0	13Y
Franking Credits	0	13Q
Credit for TFN amounts withheld	0	13R
Credit for foreign resident withholding or managed	0	13A
Investment trust fund payment amounts withheld	0	
Total current year capital gains	18,767	18H
Net capital gain	9,383	18A
Assessable foreign source income	0	20E
Other net foreign income	0	20M
Foreign income tax offsets	0	20O
Rebates	0	24V

Part B Additional Information for Item 18	Capital Gain Tax Information
	Amount
Capital gains- discounted method	18,767
Capital gains- other method	0
Total current year capital gains	18,767
Capital gains tax (CGT) concession amount	9,383
Tax-deferred amounts	159,136

PLEASE RETAIN THIS STATEMENT FOR INCOME TAX PURPOSES

**Sentinel Dandenong Homemaker Trust
2018 Tax Return Information**

Part C	Components of Distribution		
	Cash Distribution	Tax paid / Offsets	Taxable Income
<u>Australian Income</u>			
Dividends - Franked amount	0	0	0
Dividends - Unfranked amount	0	0	0
Interest	0	0	0
Other income	0	0	0
Non-Primary Production Income	2,547	0	2,547
<u>Capital gains</u>			
Discount Capital Gains	9,383		9,383
CGT concession amount	9,383		0
Capital Gains - indexation method	0		0
Capital Gains - other method	0		0
Distributed capital gains	18,767		0
Net Capital Gains	0		9,383
<u>Foreign Income</u>			
Interest income	0		0
Modified passive income	0		0
Other assessable foreign income	0		0
Assessable foreign income	0		
<u>Other Non-assessable amounts</u>			
Tax-exempted amounts	0		
Tax-free amounts	0		
Tax-deferred amounts	159,136		
Less TFN amounts withheld / non-resident withholding	0		
Less other expenses	0		
Net Cash distributions	180,450		
<u>Addition capital gains information</u>			
Capital gains- discount method	18,767		
Capital gains- index method	0		
Capital gains- other method	0		
Total current year capital gain	18,767		

PLEASE RETAIN THIS STATEMENT FOR INCOME TAX PURPOSES



t. 07 3733 1660
w. www.sentinelpg.com.au
a. Level 9, 300 Queen St
Brisbane QLD 4001
p. GPO Box 2333
Brisbane QLD 4001

Nameless Pty Ltd ATF The Sherlock Super Fund
21 Fewings Street
Toowong QLD 4066

31-August-2018

Investor TFN/ABN Held: Yes

The following Tax Return Information Statement, issued by Sentinel Regional Office Trust is provided to assist Australian resident taxpayers in completing their tax return.

Sentinel Regional Office Trust
2018 Tax Return Information

Units Held at 30 June 2018	2,100,000
----------------------------	-----------

Part A	Summary of 2018 Tax Return (supplementary section) Items	
Tax Return (supplementary section)	Amount	Tax Return Label
Non-Primary Production Income	48,218	13U
Franked Distributions	0	13C
Other deductions relating to distributions	0	13Y
Franking Credits	0	13Q
Credit for TFN amounts withheld	0	13R
Credit for foreign resident withholding or managed	0	13A
Investment trust fund payment amounts withheld	0	
Total current year capital gains	0	18H
Net capital gain	0	18A
Assessable foreign source income	0	20E
Other net foreign income	0	20M
Foreign income tax offsets	0	20O
Rebates	0	24V

Part B	Capital Gain Tax Information
	Amount
Additional Information for Item 18	
Capital gains- discounted method	0
Capital gains- other method	0
Total current year capital gains	0
Capital gains tax (CGT) concession amount	0
Tax-deferred amounts	111,699

PLEASE RETAIN THIS STATEMENT FOR INCOME TAX PURPOSES

**Sentinel Regional Office Trust
2018 Tax Return Information**

Part C	Components of Distribution		
	Cash Distribution	Tax paid / Offsets	Taxable Income
<u>Australian Income</u>			
Dividends - Franked amount	0	0	0
Dividends - Unfranked amount	0	0	0
Interest	0	0	0
Other income	0	0	0
Non-Primary Production Income	48,218	0	48,218
<u>Capital gains</u>			
Discount Capital Gains	0		0
CGT concession amount	0		0
Capital Gains - indexation method	0		0
Capital Gains - other method	0		0
Distributed capital gains	0		0
Net Capital Gains	0		0
<u>Foreign Income</u>			
Interest income	0		0
Modified passive income	0		0
Other assessable foreign income	0		0
Assessable foreign income	0		
<u>Other Non-assessable amounts</u>			
Tax-exempted amounts	0		
Tax-free amounts	0		
Tax-deferred amounts	111,699		
Less TFN amounts withheld / non-resident withholding	0		
Less other expenses	0		
Less distribution owing at year end relating to current year	16,625		
Net Cash distributions	143,292		
<u>Addition capital gains information</u>			
Capital gains- discount method	0		
Capital gains- index method	0		
Capital gains- other method	0		
Total current year capital gain	0		

PLEASE RETAIN THIS STATEMENT FOR INCOME TAX PURPOSES

Nameless Pty Ltd ATF The Sherlock Super Fund
21 Fewings Street
Toowong QLD 4066

3rd September 2018

Investor TFN/ABN Held: YES

The following Tax Return Information Statement, issued by Sentinel Health Trust is provided to assist Australian resident taxpayers in completing their tax return.

Sentinel Health Trust
2018 Tax Return Information

Units Held at 30 June 2018	20,000
----------------------------	--------

Part A	Summary of 2018 Tax Return (supplementary section) Items	
Tax return (supplementary Section)	Amount	Tax Return Label
Non - Primary Production Income	29,319	13U
Franked Distributions	3,710	13C
Other Deductions Relating to Distributions	0	13Y
Franking Credits	1,590	13Q
Credit for TFN Amounts Withheld	0	13R
Credit for Foreign Resident Withholding or Managed		13A
Investment Trust Fund Payment Amounts Withheld	0	
Total Current Year Capital Gains	0	18H
Net Capital Gain	0	18A
Assessable Foreign Source Income	0	20E
Other Net Foreign Income	0	20M
Foreign Income Tax Offsets	0	20O
Rebates	0	24V

Part B	Capital Gain Tax Information
	Amount
Additional Information for Item 18	
Capital Gains - Discounted Method	0
Capital Gains - Other Method	0
Total Current Year Capital Gains	0
Capital Gains Tax (CGT) Concession Amount	0
Tax-deferred amounts	

PLEASE RETAIN THIS STATEMENT FOR INCOME TAX PURPOSES

Sentinel Health Trust
2018 Tax Return Information

Part C	Components of Distribution		
	Cash Distribution	Tax Paid/Offsets	Taxable Income
<u>Australian Income</u>			
Dividends – Franked Amount	3,710	1,590	5,301
Dividends – Unfranked Amount	0	0	0
Interest	0	0	0
Other Income	0	0	0
Non-Primary Production Income	29,319	0	29,319
<u>Capital Gains</u>			
Discount Capital Gains	0		0
CGT Concession Amount	0		0
Capital Gains – Indexation Method	0		0
Capital Gains – Other Method	0		0
Distributed Capital Gains	0		0
Net Capital Gains	0		0
<u>Foreign Income</u>			
Interest Income	0		0
Modified Passive Income	0		0
Other Assessable Foreign Income	0		0
Assessable Foreign Income	0		0
<u>Other Non-assessable Amounts</u>			
Tax-exempted Amounts	0		
Tax-free Amounts	0		
Tax-deferred Amounts			
Less TFN Amounts Withheld/ Non-resident withholding	0		
Less Other Expenses	0		
Less Distribution owing at year end relating to current year			
Net Cash Distributions	33,030		
<u>Additional Capital Gains Information</u>			
Capital Gains- Discount Method	0		
Capital Gains- Index Method	0		
Capital Gains- Other Method	0		
Total Current Year Capital Gain	0		

PLEASE RETAIN THIS STATEMENT FOR INCOME TAX PURPOSES

Michael Sherlock
Nameless Pty Ltd ATF The Sherlock Super Fund
21 Fewings Street
Toowong QLD 4066

24th August 2018

Investor TFN/ABN Held: YES

The following Tax Return Information Statement, issued by Sentinel Ipswich Homemaker Trust No 2 is provided to assist Australian resident taxpayers in completing their tax return.

Sentinel Ipswich Homemaker Trust No 2
2018 Tax Return Information

Units Held at 30 June 2018	200,000
----------------------------	---------

Part A	Summary of 2018 Tax Return (supplementary section) Items	
Tax return (supplementary Section)	Amount	Tax Return Label
Non - Primary Production Income	0	13U
Franked Distributions	0	13C
Other Deductions Relating to Distributions	0	13Y
Franking Credits	0	13Q
Credit for TFN Amounts Withheld	0	13R
Credit for Foreign Resident Withholding or Managed	0	13A
Investment Trust Fund Payment Amounts Withheld	0	
Total Current Year Capital Gains	60,240	18H
Net Capital Gain	18,701	18A
Assessable Foreign Source Income	0	20E
Other Net Foreign Income	0	20M
Foreign Income Tax Offsets	0	20O
Rebates	0	24V

Part B	Capital Gain Tax Information	
	Amount	
Additional Information for Item 18		
Capital Gains - Discounted Method	60,240	(Grossed up amount)
Capital Gains - Other Method	0	
Total Current Year Capital Gains	60,240	
Capital Gains Tax (CGT) Concession Amount	30,120	
Tax-deferred amounts	34,298	

PLEASE RETAIN THIS STATEMENT FOR INCOME TAX PURPOSES

**Sentinel Ipswich Homemaker Trust No 2
 2018 Tax Return Information**

Part C	Components of Distribution		
	Cash Distribution	Tax Paid/Offsets	Taxable Income
<u>Australian Income</u>			
Dividends – Franked Amount	0	0	0
Dividends – Unfranked Amount	0	0	0
Interest	0	0	0
Other Income	0	0	0
Non-Primary Production Income	0	0	0
<u>Capital Gains</u>			
Discount Capital Gains	18,701		18,701
CGT Concession Amount	30,120		0
Capital Gains – Indexation Method	0		0
Capital Gains – Other Method	0		0
Distributed Capital Gains	48,821		0
Net Capital Gains	0		18,701
<u>Foreign Income</u>			
Interest Income	0		0
Modified Passive Income	0		0
Other Assessable Foreign Income	0		0
Assessable Foreign Income	0		0
<u>Other Non-assessable Amounts</u>			
Tax-exempted Amounts	0		
Tax-free Amounts	0		
Tax-deferred Amounts	34,298		
Less TFN Amounts Withheld/ Non-resident withholding	0		
Less Other Expenses	0		
Less Distribution owing at year end relating to current year	0		
Net Cash Distributions	83,119		
<u>Additional Capital Gains Information</u>			
Capital Gains- Discount Method	60,240		
Capital Gains- Index Method	0		
Capital Gains- Other Method	0		
Total Current Year Capital Gain	60,240		

PLEASE RETAIN THIS STATEMENT FOR INCOME TAX PURPOSES

Michael Sherlock
Nameless Pty Ltd ATF The Sherlock Super Fund
21 Fewings Street
Toowong QLD 4066

24th August 2018

Investor TFN/ABN Held: YES

The following Tax Return Information Statement, issued by Sentinel Ipswich Homemaker Trust No 3 is provided to assist Australian resident taxpayers in completing their tax return.

Sentinel Ipswich Homemaker Trust No 3
2018 Tax Return Information

Units Held at 30 June 2018	200,000
----------------------------	---------

Part A	Summary of 2018 Tax Return (supplementary section) Items	
Tax return (supplementary Section)	Amount	Tax Return Label
Non - Primary Production Income	0	13U
Franked Distributions	0	13C
Other Deductions Relating to Distributions	0	13Y
Franking Credits	0	13Q
Credit for TFN Amounts Withheld	0	13R
Credit for Foreign Resident Withholding or Managed	0	13A
Investment Trust Fund Payment Amounts Withheld	0	
Total Current Year Capital Gains	20,345	18H
Net Capital Gain	6,316	18A
Assessable Foreign Source Income	0	20E
Other Net Foreign Income	0	20M
Foreign Income Tax Offsets	0	20O
Rebates	0	24V

Part B	Capital Gain Tax Information	
	Amount	
Additional Information for Item 18		
Capital Gains - Discounted Method	20,345	(Grossed up amount)
Capital Gains - Other Method	0	
Total Current Year Capital Gains	20,345	
Capital Gains Tax (CGT) Concession Amount	10,172	
Tax-deferred amounts	11,583	

PLEASE RETAIN THIS STATEMENT FOR INCOME TAX PURPOSES

**Sentinel Ipswich Homemaker Trust No 3
 2018 Tax Return Information**

Part C	Components of Distribution		
	Cash Distribution	Tax Paid/Offsets	Taxable Income
<u>Australian Income</u>			
Dividends – Franked Amount	0	0	0
Dividends – Unfranked Amount	0	0	0
Interest	0	0	0
Other Income	0	0	0
Non-Primary Production Income	0	0	0
<u>Capital Gains</u>			
Discount Capital Gains	6,316		6,316
CGT Concession Amount	10,172		0
Capital Gains – Indexation Method	0		0
Capital Gains – Other Method	0		0
Distributed Capital Gains	16,488		0
Net Capital Gains	0		6,316
<u>Foreign Income</u>			
Interest Income	0		0
Modified Passive Income	0		0
Other Assessable Foreign Income	0		0
Assessable Foreign Income	0		0
<u>Other Non-assessable Amounts</u>			
Tax-exempted Amounts	0		
Tax-free Amounts	0		
Tax-deferred Amounts	11,583		
Less TFN Amounts Withheld/ Non-resident withholding	0		
Less Other Expenses	0		
Less Distribution owing at year end relating to current year	0		
Net Cash Distributions	28,072		
<u>Additional Capital Gains Information</u>			
Capital Gains- Discount Method	20,345		
Capital Gains- Index Method	0		
Capital Gains- Other Method	0		
Total Current Year Capital Gain	20,345		

PLEASE RETAIN THIS STATEMENT FOR INCOME TAX PURPOSES

Backoffis User3

From: Laura Mann <Laura.Mann@sentinelpg.com.au>
Sent: Tuesday, 19 February 2019 10:45 AM
To: Courtney Creevey
Subject: RE: Sherlock Superannuation Fund
Attachments: Sentinel Health Trust - Sentinel Distribution Statement Jul 2017 (8).pdf; Sentinel Health Trust - Sentinel Distribution Statement Sep 2017 (28).pdf; Sentinel Health Trust - Sentinel Distribution Statement Sep 2017 (29).pdf; Sentinel Health Trust - Sentinel Distribution Statement Sep 2017 (30).pdf; Sentinel Health Trust - Sentinel Special Distribution Statement Sep 2017 (18).pdf

Hi Courtney,

1.

Ipswich Homemaker Trust

The Ipswich Homemaker Trust was cloned prior to sale (8 January 2018), no further investment was made, the market value is the same for No 2 and No 3 as No 1.

If you add the net cash distributions across the three tax statements, you will get the total amount paid.

Cost base split (if you require)

Ipswich 1: 63.61%

Ipswich 2: 27.2%

Ipswich 3: 9.19%

Tuggerah Industrial Trust

The asset was sold into the Sentinel Industrial Trust, the Sherlock's elected to roll their investment into SIT as opposed to cashing out.

Paget Industrial Trust

The asset was sold into the Sentinel Industrial Trust, the Sherlock's elected to roll their investment into SIT as opposed to cashing out.

Health Trust

The initial Investment was \$400,000, the proceeds during the 2017-2018 financial year were equal to \$433,029.66.

25/07/2017	Capital Return	\$60,000.00
1/09/2017	Capital Return	\$140,000.00
12/09/2017	Capital Return	\$60,000.00
18/09/2017	Capital Return	\$60,000.00
22/09/2017	Capital Return	\$60,000.00
29/09/2017	Capital Return	\$48,206.86

20/10/2017 Termination \$4,822.80

The difference between the initial investment and proceeds is the posted income (Net Cash Distribution) on the tax statement - \$33,029.66.
The SF still holds 20,000 units at NIL value.

2.

- a) This was a rollover from an existing trust – Tuggerah industrial Trust into the Sentinel Industrial Trust. No further money was provided
- b) This was a rollover from an existing trust – Paget Industrial Trust into the Sentinel Industrial Trust. No further money was provided

Kind regards

Laura Mann

INVESTOR RELATIONS COORDINATOR

Level 9, 300 Queen Street Brisbane QLD 4000
GPO Box 2333 Brisbane QLD 4001

t. (07) 3733 1660

e. laura.mann@sentinelpg.com.au

w. www.sentinelpg.com.au

S. Facebook | Linked In | Twitter



This email including any attachments may contain privileged and/or confidential information and is intended only for the addressee. Please notify the sender immediately if you are not the intended addressee. You must not copy, disclose or disseminate the contents of this email to any party. Sentinel makes no warranty as to the accuracy of the information contained in this email or that the email is virus free.

From: Courtney Creevey <courtney@mcaqld.com.au>

Sent: Monday, 11 February 2019 9:59 AM

To: Laura Mann <Laura.Mann@sentinelpg.com.au>

Subject: RE: Sherlock Superannuation Fund

Hi Laura,

Sherlock Superannuation Fund

Investment Income Report

As at 30 June 2018

Investment	Total Income	Franked	Unfranked	Interest/ Other	Franking Credits	Foreign Income	Foreign Credits * 1	Assessable Income (Excl. Capital Gains) * 2	TFN Credits	Other Deductions	Distributed Capital Gains	Non-Assessable Payments
Bank Accounts												
ANZ Business Online Saver 2102-27107	729.24			729.24	0.00	0.00	0.00	729.24	B1-1		0.00	0.00
Cash at Bank (ANZ 4986-59821)	59.31			59.31	0.00	0.00	0.00	59.31	B1-2		0.00	0.00
	788.55			788.55	0.00	0.00	0.00	788.55			0.00	0.00
Shares in Listed Companies (Australian)												
WES.AX Wesfarmers Limited	M2-1 194.87	194.87	0.00		83.52			278.39		0.00		
	194.87	194.87	0.00		83.52			278.39		0.00		
Units in Unlisted Unit Trusts (Australian) M												
\$-T0011	\$-T0011 - Sentinel Cleveland Business Park Trust			29,817.96	0.00	0.00	0.00	29,817.96		0.00	0.00	0.00
\$-T0024	Sentinel Ipswich Homemaker Trust				0.00	0.00	0.00	0.00		0.00	121,876.00	91,226.00
\$-T0051	Sentinel Airlie Beach			1,460.54	0.00	0.00	0.00	1,460.54		0.00	0.00	9,391.00
\$-T0029	Sentinel Bourke Street Retail Trust				0.00	0.00	0.00	0.00		0.00	160,246.00	209,639.00
\$-T0035	Sentinel Citilink Trust			16,066.00	0.00	0.00	0.00	16,066.00		0.00	0.00	33,659.00
\$-T0038	Sentinel Countrywide Retail Trust			32,625.74	0.00	0.00	0.00	32,625.74		0.00	0.00	57,970.00
\$-T0055	Sentinel Dandenong			2,546.72	0.00	0.00	0.00	2,546.72		0.00	18,767.00	159,136.00
\$-T0050	Sentinel Dfo Cairns Trust				0.00	0.00	0.00	0.00		0.00	0.00	3,500.04
\$-T0059	Sentinel Health Trust	3,710.00		29,319.00	1,590.00	0.00	0.00	34,619.00		0.00	0.00	0.00
\$-T0015	Sentinel Homemaker Trust no 2 - Northpoint (Mackay Homemakers) Trust			68,005.00	0.00	0.00	0.00	68,005.00		0.00	0.00	17,495.00
\$-T0046	Sentinel Homemaker Trust Norwa			1,780.00	0.00	0.00	0.00	1,780.00		0.00	12,434.00	19,098.00
\$-T0039	Sentinel Industrial Trust				0.00	0.00	0.00	0.00		0.00	0.00	91,149.91
\$-T0063	Sentinel Ipswich Homemaker Trust 2				0.00	0.00	0.00	0.00		0.00	37,402.00	45,717.00
\$-T0064	Sentinel Ipswich Homemaker Trust 3				0.00	0.00	0.00	0.00		0.00	12,632.00	15,440.00
\$-T0037	Sentinel Jimboomba Retail Trust				0.00	0.00	0.00	0.00		0.00	0.00	2,373.42
\$-T0025	Sentinel Mackay Industrial Trust			13,821.04	0.00	0.00	0.00	13,821.04		0.00	0.00	8,579.00

Sherlock Superannuation Fund Investment Income Report

As at 30 June 2018

Investment	Total Income	Franked	Unfranked	Interest/ Other	Franking Credits	Foreign Income	Foreign Credits * 1	Assessable Income (Excl. Capital Gains) * 2	TFN Credits	Other Deductions	Distributed Capital Gains	Non- Assessable Payments
\$-T0010 Sentinel Mackay Retail Trust	25,566.96			25,566.96	0.00	0.00	0.00	25,566.96		0.00	0.00	0.00
\$-T0030 Sentinel Orange Homemaker Trust	12,000.00				0.00	0.00	0.00	0.00		0.00	0.00	12,000.00
\$-T0036 Sentinel Paget Industrial Trust	110,041.70			7,437.00	0.00	0.00	0.00	7,437.00		0.00	11,120.00	91,484.00
\$-T0053 Sentinel Puga	12,249.96			7,415.96	0.00	0.00	0.00	7,415.96		0.00	0.00	4,834.00
\$-T0058 SENTINEL REGIONAL OFFICE TRUST	159,916.68			48,217.88	0.00	0.00	0.00	48,217.88		0.00	0.00	111,699.00
\$-T0058 SENTINEL REGIONAL OFFICE TRUST	M2-2 159.53			159.53	0.00	0.00	0.00	159.53			0.00	0.00
\$-T0052 Sentinel Robina	13,062.46			548.46	0.00	0.00	0.00	548.46		0.00	0.00	12,514.00
\$-T0021 Sentinel Rutherford Homemaker Trust	600.00				0.00	0.00	0.00	0.00		0.00	0.00	600.00
\$-T0031 Sentinel Springwood Retail Trust	25,800.00			8,427.00	0.00	0.00	0.00	8,427.00		0.00	0.00	17,373.00
\$-T0032 Sentinel Tuggerah Industrial Trust	137,860.00				0.00	0.00	0.00	0.00		0.00	45,650.00	92,211.00
\$-T0054 Sentinel Tuggeranong	5,625.00			4,585.00	0.00	0.00	0.00	4,585.00		0.00	0.00	1,040.00
\$-T0047 Seq Homemaker Trust No 1 (Rothwell)	349.08			349.08	0.00	0.00	0.00	349.08		0.00	0.00	0.00
	1,830,113.95	3,710.00		298,148.87	1,590.00	0.00	0.00	303,448.87		0.00	420,127.00	1,108,128.
	1,831,097.37	3,904.87	0.00	298,937.42	1,673.52	0.00	0.00	304,515.81		0.00	420,127.00	1,108,128.

Assessable Income (Excl. Capital Gains) **304,515.81**

Net Capital Gain **280,084.66**

Total Assessable Income 584,600.47

* 1 Includes foreign credits from foreign capital gains.

* 2 Assessable Income in the SMSF Annual Return will be different as capital gains and losses from disposals of assets have not been included.

For a breakdown of Distributed Capital Gains and Non-Assessable Payments refer to Distributions Reconciliation Report.

All correspondence to:
 Computershare Investor Services Pty Limited
 GPO Box 2975 Melbourne
 Victoria 3001 Australia
 Enquiries (within Australia) 1300 558 062
 (outside Australia) +61 3 9415 4631
 Facsimile +61 3 9473 2500
www.investorcentre.com/contact
www.computershare.com

Private and Confidential

048132 037 WES



NAMELESS PTY LTD
 <SHERLOCK SUPER FUND A/C>
 21 FEWINGS STREET
 TOOWONG QLD 4066

**Securityholder Reference Number (SRN)
 SRN WITHHELD**

Record Date	27 February 2018
Payment Date	5 April 2018
TFN/ABN Status	Quoted
ASX Code	WES

Interim Dividend

The statement below represents your interim dividend for the half-year ended 31 December 2017. The dividend is fully-franked (100 per cent) for Australian income tax purposes at the corporate tax rate of 30 per cent.

Class Description	Amount per Security	Number of Securities	Franked Amount	Unfranked Amount	Gross Payment	Franking Credit
Ordinary Shares	A\$1.03	89	A\$91.67	A\$0.00	A\$91.67	A\$39.29
Total			A\$91.67	A\$0.00	A\$91.67	A\$39.29
					Net Payment	A\$91.67

91.67
 +103.20
 =194.87

Important Notes

1. You should retain this statement to assist you in preparing your tax return.
2. Shareholders should obtain their own professional advice on the tax implications of this dividend.

Non-Resident Shareholders

The Franked Amount is not subject to withholding tax.
 New Zealand Imputation Credits are not attached to this dividend.



Help Wesfarmers to help the environment

To apply for online statements, or to view or update your security holding details please visit: www.wesdirect.com.au. When in Wesdirect, log in as an existing user with your user ID or register as a new user by creating a login using your SRN/HIN and postcode (if within Australia) or country (if outside Australia). For security purposes, if you wish to update your information you will be required to register by choosing a user ID and password.

Dividend Investment Plan (DIP) Details

Cash balance brought forward from the previous dividend	A\$10.17
Net payment available for investment in accordance with your instructions	A\$91.67
Total available for investment	A\$101.84
Less amount applied to the allotment of 2 ordinary shares at A\$41.6950 per share	A\$83.39
Cash balance carried forward to next dividend	A\$18.45
Ordinary Shares (ORD)	
Number of participating ORD shares held as at 27 February 2018	89
Number of non-participating ORD shares held as at 27 February 2018	0
Add ORD shares allotted on 5 April 2018	2
Total number of ORD shares held*	91

*The number of shares held may differ from your current shareholding if you have purchased or sold shares after 23 February 2018. Computershare Investor Services Pty Limited and Wesfarmers Limited will not be liable for any losses incurred by any person who relies on the number of shares held shown above without making their own adjustments for any further transactions.

All correspondence to:
 Computershare Investor Services Pty Limited
 GPO Box 2975 Melbourne
 Victoria 3001 Australia
 Enquiries (within Australia) 1300 558 062
 (outside Australia) +61 3 9415 4631
 Facsimile +61 3 9473 2500
www.investorcentre.com/contact
www.computershare.com

Private and Confidential

050084 037 WES



NAMELESS PTY LTD
 <SHERLOCK SUPER FUND A/C>
 21 FEWINGS STREET
 TOOWONG QLD 4066

**Securityholder Reference Number (SRN)
 SRN WITHHELD**

Record Date	23 August 2017
Payment Date	28 September 2017
TFN/ABN Status	Quoted
ASX Code	WES

Final Dividend

The statement below represents your final dividend for the year ended 30 June 2017. The dividend is fully-franked (100 per cent) for Australian income tax purposes at the corporate tax rate of 30 per cent.

Class Description	Amount per Security	Number of Securities	Franked Amount	Unfranked Amount	Gross Payment	Franking Credit
Ordinary Shares	A\$1.20	86	A\$103.20	A\$0.00	A\$103.20	A\$44.23
Total			A\$103.20	A\$0.00	A\$103.20	A\$44.23
					Net Payment	A\$103.20

New Zealand Imputation Credits in NZD
NZ\$8.60

New Zealand tax law requires us to notify shareholders that New Zealand imputation credits have been attached to this dividend at a rate of NZ\$0.10 per share. These credits are only relevant for shareholders required to file a New Zealand income tax return.

Important Notes

1. You should retain this statement to assist you in preparing your tax return.
2. Shareholders should obtain their own professional advice on the tax implications of this dividend.

Non-Resident Shareholders

The Franked Amount is not subject to withholding tax.


Help Wesfarmers to help the environment

To apply for online statements, or to view or update your security holding details please visit: www.wesdirect.com.au. When in Wesdirect, log in as an existing user with your user ID or register as a new user by creating a login using your SRN/HIN and postcode (if within Australia) or country (if outside Australia). For security purposes, if you wish to update your information you will be required to register by choosing a user ID and password.

Dividend Investment Plan (DIP) Details

Cash balance brought forward from the previous dividend	A\$33.16
Net payment available for investment in accordance with your instructions	A\$103.20
Total available for investment	A\$136.36
Less amount applied to the allotment of 3 ordinary shares at A\$42.0641 per share	A\$126.19
Cash balance carried forward to next dividend	A\$10.17
Ordinary Shares (ORD)	
Number of participating ORD shares held as at 23 August 2017	86
Number of non-participating ORD shares held as at 23 August 2017	0
Add ORD shares allotted on 28 September 2017	3
Total number of ORD shares held*	89

*The number of shares held may differ from your current shareholding if you have purchased or sold shares after 21 August 2017. Computershare Investor Services Pty Limited and Wesfarmers Limited will not be liable for any losses incurred by any person who relies on the number of shares held shown above without making their own adjustments for any further transactions.



Level 9, 300 Queen Street, Brisbane Qld 4000
 GPO Box 2333, Brisbane Qld 4001
 t 07 3733 1660 f 07 3733 1669

18 July 2017

Michael Sherlock
 Nameless Pty Ltd ATF The Sherlock Super Fund
 21 Fewings Street
 Toowong QLD 4066

via email: michael@michaelsherlock.com.au,

Tax File Number Provided: Yes

INTEREST STATEMENT

We are pleased to advise the amount of interest Sentinel Property Group Pty Ltd have paid to you in relation to your investment in Sentinel Regional Office Trust - Jacana House is as follows:

UNITHOLDER NAME	AMOUNT PAID
Nameless Pty Ltd ATF The Sherlock Super Fund	\$107.52

Payment Details

\$107.52
 +\$ 52.01
 =\$159.53

Your distribution was transferred to the following account on 18 July 2017

Bank: ANZ
 BSB: 014 002
 Account Number: 498 659 821

*Please note that the payments may take 1 to 3 business days to appear in your account, depending on the receiving bank.

Should you have any queries, please do not hesitate to contact the Sentinel Team on 07 3733 1660

Please retain this statement for Income Tax Purposes as you will need this statement to assist in preparing your Income Tax Return.

We recommend you seek professional advice if you have any queries about the assessability of the interest income paid to you.



Level 9, 300 Queen Street, Brisbane Qld 4000
 GPO Box 2333, Brisbane Qld 4001
 t 07 3733 1660 f 07 3733 1669

17 February 2018

Michael Sherlock
 Nameless Pty Ltd ATF The Sherlock Super Fund
 21 Fewings Street
 Toowong QLD 4066

via email: michael@michaelsherlock.com.au,

Tax File Number Provided: Yes

INTEREST STATEMENT

We are pleased to advise the amount of interest Sentinel Property Group Pty Ltd have paid to you in relation to your investment in Sentinel Regional Office Trust - River Quays is as follows:

UNITHOLDER NAME	AMOUNT PAID
Nameless Pty Ltd ATF The Sherlock Super Fund	\$52.01

Payment Details

Your distribution was transferred to the following account on 17 February 2018

Bank: ANZ
 BSB: 014 002
 Account Number: 498 659 821

*Please note that the payments may take 1 to 3 business days to appear in your account, depending on the receiving bank.

Should you have any queries, please do not hesitate to contact the Sentinel Team on 07 3733 1660

Please retain this statement for Income Tax Purposes as you will need this statement to assist in preparing your Income Tax Return.

We recommend you seek professional advice if you have any queries about the assessability of the interest income paid to you.

Sherlock Superannuation Fund

Realised Capital Gains Report

For the period: 1 July 2017 to 30 June 2018

Investment		Accounting Treatment				Tax Treatment						
Purchase Contract Date	Disposal Contract Date	Units	Cost	Proceeds	Accounting Profit/(Loss)	Adjusted Cost Base	Reduced Cost Base	Indexed Cost Base	Indexed Gains	Discounted Gains (Gross)	Other Gains	Capital Loss
Other Assets												
St Magnus Vineyard Project												
30/06/2007	20/09/2017	1.00	745.99	2,468.40	1,722.41	745.99	745.99	0.00	0.00	1,722.41	0.00	0.00
		1.00	745.99	2,468.40	1,722.41	745.99	745.99	0.00	0.00	1,722.41	0.00	0.00
		1.00	745.99	2,468.40	1,722.41	745.99	745.99	0.00	0.00	1,722.41	0.00	0.00
Units in Unlisted Unit Trusts (Australian)												
Sentinel Ipswich Homemaker Trust												
		0.00	0.00	0.00	0.00	0.00	0.00	0.00	0.00	121,876.00	0.00	0.00
		0.00	0.00	0.00	0.00	0.00	0.00	0.00	0.00	121,876.00	0.00	0.00
Sentinel Bourke Street Retail Trust												
		0.00	0.00	0.00	0.00	0.00	0.00	0.00	0.00	160,246.00	0.00	0.00
		0.00	0.00	0.00	0.00	0.00	0.00	0.00	0.00	160,246.00	0.00	0.00
Sentinel Dandenong												
		0.00	0.00	0.00	0.00	0.00	0.00	0.00	0.00	18,767.00	0.00	0.00
		0.00	0.00	0.00	0.00	0.00	0.00	0.00	0.00	18,767.00	0.00	0.00
Sentinel Health Trust												
14/02/2017	28/07/2017	60,000.00	60,000.00	60,000.00	0.00	60,000.00	60,000.00	0.00	0.00	0.00	0.00	0.00
14/02/2017	01/09/2017	140,000.00	140,000.00	140,000.00	0.00	140,000.00	140,000.00	0.00	0.00	0.00	0.00	0.00
14/02/2017	12/09/2017	60,000.00	60,000.00	60,000.00	0.00	60,000.00	60,000.00	0.00	0.00	0.00	0.00	0.00
14/02/2017	18/09/2017	40,000.00	40,000.00	40,000.00	0.00	40,000.00	40,000.00	0.00	0.00	0.00	0.00	0.00
13/12/2016	18/09/2017	3,000.00	3,000.00	3,000.00	0.00	3,000.00	3,000.00	0.00	0.00	0.00	0.00	0.00

Sherlock Superannuation Fund

Realised Capital Gains Report

For the period: 1 July 2017 to 30 June 2018

Investment		Accounting Treatment				Tax Treatment						
Purchase Contract Date	Disposal Contract Date	Units	Cost	Proceeds	Accounting Profit/(Loss)	Adjusted Cost Base	Reduced Cost Base	Indexed Cost Base	Indexed Gains	Discounted Gains (Gross)	Other Gains	Capital Loss
Units in Unlisted Unit Trusts (Australian)												
12/12/2016	18/09/2017	12,000.00	12,000.00	12,000.00	0.00	12,000.00	12,000.00	0.00	0.00	0.00	0.00	0.00
06/12/2016	18/09/2017	5,000.00	5,000.00	5,000.00	0.00	5,000.00	5,000.00	0.00	0.00	0.00	0.00	0.00
06/12/2016	22/09/2017	20,000.00	20,000.00	20,000.00	0.00	20,000.00	20,000.00	0.00	0.00	0.00	0.00	0.00
01/12/2016	22/09/2017	25,000.00	25,000.00	25,000.00	0.00	25,000.00	25,000.00	0.00	0.00	0.00	0.00	0.00
24/11/2016	22/09/2017	15,000.00	15,000.00	15,000.00	0.00	15,000.00	15,000.00	0.00	0.00	0.00	0.00	0.00
		380,000.00	380,000.00	380,000.00	0.00	380,000.00	380,000.00	0.00	0.00	0.00	0.00	0.00
Sentinel Homemaker Trust Norwa												
		0.00	0.00	0.00	0.00	0.00	0.00	0.00	0.00	12,434.00	0.00	0.00
		0.00	0.00	0.00	0.00	0.00	0.00	0.00	0.00	12,434.00	0.00	0.00
Sentinel Ipswich Homemaker Trust 2												
		0.00	0.00	0.00	0.00	0.00	0.00	0.00	0.00	37,402.00	0.00	0.00
		0.00	0.00	0.00	0.00	0.00	0.00	0.00	0.00	37,402.00	0.00	0.00
Sentinel Ipswich Homemaker Trust 3												
		0.00	0.00	0.00	0.00	0.00	0.00	0.00	0.00	12,632.00	0.00	0.00
		0.00	0.00	0.00	0.00	0.00	0.00	0.00	0.00	12,632.00	0.00	0.00
Sentinel Jimboomba Retail Trust												
22/07/2014	30/06/2018	4,000.00	4,000.00	0.00	(4,000.00)	1,053.38	1,053.38	0.00	0.00	0.00	0.00	(1,053.38)
		4,000.00	4,000.00	0.00	(4,000.00)	1,053.38	1,053.38	0.00	0.00	0.00	0.00	(1,053.38)
Sentinel Menai Trust												

Sherlock Superannuation Fund

Realised Capital Gains Report

For the period: 1 July 2017 to 30 June 2018

Investment		Accounting Treatment				Tax Treatment						
Purchase Contract Date	Disposal Contract Date	Units	Cost	Proceeds	Accounting Profit/(Loss)	Adjusted Cost Base	Reduced Cost Base	Indexed Cost Base	Indexed Gains	Discounted Gains (Gross)	Other Gains	Capital Loss
Units in Unlisted Unit Trusts (Australian)												
30/06/2014	30/06/2018	500,000.00	500,000.00	0.00	(500,000.00)	22,166.00	22,166.00	0.00	0.00	0.00	0.00	(22,166.00)
		500,000.00	500,000.00	0.00	(500,000.00)	22,166.00	22,166.00	0.00	0.00	0.00	0.00	(22,166.00)
Sentinel Paget Industrial Trust												
		0.00	0.00	0.00	0.00	0.00	0.00	0.00	0.00	11,120.00	0.00	0.00
		0.00	0.00	0.00	0.00	0.00	0.00	0.00	0.00	11,120.00	0.00	0.00
Sentinel Richlands Industrial Trust												
02/10/2012	30/06/2018	300,000.00	300,000.00	0.00	(300,000.00)	7,530.00	7,530.00	0.00	0.00	0.00	0.00	(7,530.00)
		300,000.00	300,000.00	0.00	(300,000.00)	7,530.00	7,530.00	0.00	0.00	0.00	0.00	(7,530.00)
Sentinel Tuggerah Industrial Trust												
		0.00	0.00	0.00	0.00	0.00	0.00	0.00	0.00	45,650.00	0.00	0.00
		0.00	0.00	0.00	0.00	0.00	0.00	0.00	0.00	45,650.00	0.00	0.00
		1,184,000.00	1,184,000.00	380,000.00	(804,000.00)	410,749.38	410,749.38	0.00	0.00	420,127.00	0.00	(30,749.38)
		1,184,001.00	1,184,745.99	382,468.40	(802,277.59)	411,495.37	411,495.37	0.00	0.00	421,849.41	0.00	(30,749.38)

NET \$260,733

Sherlock Superannuation Fund

Capital Gains Reconciliation Report

For the period: 01 July 2017 to 30 June 2018

	Total	Discounted	Indexed	Other	Notional
Losses available to offset					
Carried forward from prior losses	0.00				
Carried forward from prior losses - Collectables	0.00				
Current year capital losses	30,749.38				
Current year capital losses - Collectables	0.00				
Total Losses Available	30,749.38				
Total Losses Available - Collectables	0.00				
Capital Gains					
Capital gains from disposal of assets	1,722.41	1,722.41	0.00	0.00	0.00
Capital gains from disposal of assets - Collectables	0.00	0.00	0.00	0.00	0.00
Capital gains from trust distributions	420,127.00	420,127.00	0.00	0.00	0.00
Capital Gains Before Losses applied	421,849.41	421,849.41	0.00	0.00	0.00
Losses and discount applied					
Losses applied	30,749.38	30,749.38	0.00	0.00	0.00
Losses applied - Collectables	0.00	0.00	0.00	0.00	0.00
Capital gains after losses applied	391,100.03	391,100.03	0.00	0.00	0.00
Capital gains after losses applied - Collectables	0.00	0.00	0.00	0.00	0.00
CGT Discount applied	130,366.68				
CGT Discount applied - Collectables	0.00				

Sherlock Superannuation Fund

Capital Gains Reconciliation Report

For the period: 01 July 2017 to 30 June 2018

	Total	Discounted	Indexed	Other	Notional
Net Capital Gain					
Net capital gain	260,733.35				
Net capital gain - Collectables	0.00				
Total Net Capital Gain (11A)	260,733.35				
Net Capital Losses Carried Forward to later income					
Net Capital Losses Carried Forward to later income years	0.00				
Net Capital Losses Carried Forward to later income years - Collectables	0.00				
Total Net Capital Losses Carried Forward to later income years (14V)	0.00				

Note

Refer to Realised Gains Report for details of Disposals at a Security level

Refer to Distribution Reconciliation Report for Trust Distribution details at a Security level

2018 Workpapers

Section N

Expenses

**MCA (Qld) Accountants Pty Ltd trading as
MCA Chartered Accountants**
A.B.N. 38 142 374 883
PO Box 163 Hamilton Central Qld 4007
Phone (07) 3252 9477 Fax (07) 3252 9677

Sherlock Superannuation Fund
21 Fewings Street
TOOWONG QLD 4066

Tax Invoice
008100

Ref: SHER0005
7 March, 2018

Description	Amount
Attending to the preparation of the Financial Statements and Income Tax Return for the fund for the year ended 30 June 2017 including attending to the audit of the fund.	2,300.00
<i>GST</i>	230.00
	\$2,530.00 +\$ 275.00 -\$ 440.00 = \$2,365.00
Terms: Seven Days	Amount Due: \$ 2,530.00

Please detach the portion below and forward with your payment

Direct Debit Details	BSB: 034 111	Remittance Advice				Invoice: 008100
	Account No: 391 206	Sherlock Superannuation Fund				Ref: SHER0005
Westpac Bank Call your bank, credit union or building society to make this payment from cheque, savings or credit card account.	Cheque Mastercard Bankcard Visa <input type="checkbox"/> <input type="checkbox"/> <input type="checkbox"/> <input type="checkbox"/>				7 March, 2018	
	Amount Due: \$ 2,530.00					
	Card Number					
	<input type="text"/> <input type="text"/> <input type="text"/> <input type="text"/> <input type="text"/> <input type="text"/> <input type="text"/> <input type="text"/> <input type="text"/> <input type="text"/>					
Cardholder	Signature		Expiry Date			

**MCA (Qld) Accountants Pty Ltd trading as
MCA Chartered Accountants**
A.B.N. 38 142 374 883
PO Box 163 Hamilton Central Qld 4007
Phone (07) 3252 9477 Fax (07) 3252 9677

Sherlock Superannuation Fund
21 Fewings Street
TOOWONG QLD 4066

Tax Invoice
007390

Ref: SHER0005
28 July, 2017

Description	Amount
Attending to the preparation of the Trust Deed upgrade and relevant documentation for your superannuation fund dated 18 July 2017	250.00
<i>GST</i>	25.00
Terms: Seven Days	
Amount Due: \$ 275.00	

Please detach the portion below and forward with your payment

Direct Debit Details Westpac Bank Call your bank, credit union or building society to make this payment from cheque, savings or credit card account.	BSB: 034 111 Account No: 391 206	Remittance Advice				Invoice: 007390 Ref: SHER0005 28 July, 2017	
	Sherlock Superannuation Fund Cheque <input type="checkbox"/> Mastercard <input type="checkbox"/> Bankcard <input type="checkbox"/> Visa <input type="checkbox"/>		Amount Due: \$ 275.00				
Card Number <input type="text"/> <input type="text"/> <input type="text"/> <input type="text"/> <input type="text"/> <input type="text"/> <input type="text"/> <input type="text"/> <input type="text"/> <input type="text"/> <input type="text"/> <input type="text"/> <input type="text"/> <input type="text"/> <input type="text"/> <input type="text"/> <input type="text"/>		Cardholder		Signature		Expiry Date	

SUPER AUDITS**TAX INVOICE**

ENTERED	
DATE 22-3-18	BY 

Supplier: Super Audits

Auditor: A.W. Boys
SMSF Auditor Number (SAN) 100014140
Registered Company Auditor (67793)

PAID
23/3/18

Address: Box 3376
Rundle Mall 5000

ABN: 20 461 503 652

Services: Auditing

Date: 15 March 2018

Recipient: Sherlock Super Fund

Address: C/- PO Box 163, HAMILTON Qld. 4007

Description of Services

Statutory audit of the Sherlock Super Fund for the financial year ending 30 June 2017.

Fee: \$400.00

GST: \$40.00

Total: \$440.00

Payment can be made with a cheque payable to Super Audits postal address being Box 3376 Rundle Mall 5000 or alternatively an EFT can be made BSB 015-056 Account No. 387392386.

2018 Workpapers

Section O

Other Matters

COMPANY EXTRACT FROM

NAMELESS PTY LTD [SHER0016]

Current Details

Name:	NAMELESS PTY LTD
ACN:	062318736
Type:	APTY
Class:	LMSH
Subclass:	PROP
Reg Date:	03/11/1993

Registered Office

21 FEWINGS STREET
TOOWONG QLD 4066

Principal Place of Business

21 FEWINGS STREET
TOOWONG QLD 4066

Office Holders

JENNIFER SHERLOCK

Born on 14/08/1953 at MANCHESTER UNITED KINGDOM

21 FEWINGS STREET
TOOWONG QLD 4066

Appointed as DIR on 24/08/2001

MICHAEL ANDREW SHERLOCK

Born on 11/12/1951 at MELBOURNE VIC

21 FEWINGS STREET
TOOWONG QLD 4066

Appointed as DIR on 03/11/1993

Appointed as SEC on 26/06/1996

Share Structure

Class:	ORD	ORDINARY SHARES
Tot Issued:	2	
Tot Paid:	2.00	
Tot Amount Due:	0.00	

Shareholders

Class:	ORD
No Held:	1
Beneficially Held:	Y
Paid:	FULLY

MICHAEL ANDREW SHERLOCK
21 FEWINGS STREET
TOOWONG QLD 4066

Class:	ORD
No Held:	1
Beneficially Held:	Y
Paid:	FULLY

ACN:
21 FEWINGS STREET
TOOWONG QLD 4066

MERRYSIDE PTY.LTD.
053760580

Sherlock Superannuation Fund

Transaction Listing Report

For the Period 01/07/2017 to 30/06/2018

Date	Reference	Description	Account	Unit	Debit	Credit
30/06/2018		Revaluation -	Changes in / 24700	0.00	800.00	0.00
			Sentinel / 78400/\$-	0.00	0.00	800.00
30/06/2018		Revaluation -	Changes in / 24700	0.00	7,998.18	0.00
			St Magnus / 76000/\$-	0.00	0.00	7,998.18
30/06/2018	006	To Process Sale	Investment / 94910	0.00	0.00	0.00
			Sentinel / 78400/\$-	(300,000.00)	0.00	300,000.00
			Changes in / 24700	0.00	300,000.00	0.00
30/06/2018		Create Entries -	Profit/Loss / 49000	0.00	20,906.58	0.00
			(Share of / 53100/SH	0.00	0.00	20,906.58
30/06/2018	001	System	(Benefits / 54500/SH	0.00	58,650.77	0.00
			(Benefits / 46000/SH	0.00	0.00	58,650.77
30/06/2018		Revaluation -	Changes in / 24700	0.00	174,292.00	0.00
			Sentinal / 78400/\$-	0.00	0.00	174,292.00
30/06/2018	002	To record	\$-T0011 - / 61800/\$-	0.00	4,818.00	0.00
			\$-T0011 - / 23800/\$-	0.00	0.00	4,818.00
30/06/2018		Create Entries -	Income / 85000	0.00	1,673.52	0.00
			Income / 48500	0.00	0.00	1,673.52
30/06/2018	008	Unrealised Gain	Sentinel / 78400/\$-	0.00	4,000.00	0.00
			Changes in / 24700	0.00	0.00	4,000.00
30/06/2018		Revaluation -	Changes in / 24700	0.00	132,000.00	0.00
			Sentinel / 78400/\$-	0.00	0.00	132,000.00
30/06/2018		Revaluation -	Changes in / 24700	0.00	71,676.80	0.00
			Sentinel / 78400/\$-	0.00	0.00	71,676.80

Date	Reference	Description	Account	Unit	Debit	Credit
30/06/2018	007	To Process Sale	Investment / 94910	0.00	0.00	0.00
			Sentinel / 78400/\$-	(500,000.00)	0.00	500,000.00
			Changes in / 24700	0.00	500,000.00	0.00
30/06/2018		Create Entries -	Profit/Loss / 49000	0.00	231,065.54	0.00
			(Share of / 53100/SH	0.00	0.00	231,065.54
30/06/2018	001	System	(Benefits / 54500/SH	0.00	59,640.23	0.00
			(Benefits / 46000/SH	0.00	0.00	59,640.23
30/06/2018		Revaluation -	Sentinel / 78400/\$-	0.00	26,000.00	0.00
			Changes in / 24700	0.00	0.00	26,000.00
30/06/2018	003	To record	Sentinel / 61800/\$-	0.00	8,216.00	0.00
			Sentinel / 23800/\$-	0.00	0.00	8,216.00
30/06/2018		Create Entries -	Income / 48500	0.00	59,221.20	0.00
			Income / 85000	0.00	0.00	59,221.20
30/06/2018	103274028	Split Sentinel	Sentinal / 23800/\$-	0.00	111,191.00	0.00
			Sentinel / 23800/\$-	0.00	0.00	83,119.00
			Sentinel / 23800/\$-	0.00	0.00	28,072.00
30/06/2018		Revaluation -	Changes in / 24700	0.00	6,500.00	0.00
			Sentinel / 78400/\$-	0.00	0.00	6,500.00
30/06/2018		Revaluation -	Sentinel / 78400/\$-	0.00	14,299.23	0.00
			Changes in / 24700	0.00	0.00	14,299.23
30/06/2018	008	To Process Sale	Investment / 94910	0.00	0.00	0.00
			Sentinel / 78400/\$-	(4,000.00)	0.00	4,000.00
			Changes in / 24700	0.00	4,000.00	0.00
30/06/2018		Create Entries -	(Income / 53330/SH	0.00	23,098.69	0.00
			Profit/Loss / 49000	0.00	0.00	23,098.69
30/06/2018		Revaluation -	Wesfarmer / 77600/W	0.00	846.57	0.00
			Changes in / 24700	0.00	0.00	846.57

Date	Reference	Description	Account	Unit	Debit	Credit
30/06/2018		Revaluation -	Sentinel / 78400/\$-	0.00	1,000.00	0.00
			Changes in / 24700	0.00	0.00	1,000.00
30/06/2018	004	To record	Sentinel / 61800/\$-	0.00	9,992.00	0.00
			Sentinel / 23800/\$-	0.00	0.00	9,992.00
30/06/2018		Create Entries -	Profit/Loss / 49000	0.00	112,936.52	0.00
			(Share of / 53100/SH	0.00	0.00	112,936.52
30/06/2018	001	System	(Pensions / 54160/SH	0.00	54,410.00	0.00
			Profit/Loss / 49000	0.00	0.00	54,410.00
30/06/2018		Revaluation -	Sentinel / 78400/\$-	0.00	57,600.00	0.00
			Changes in / 24700	0.00	0.00	57,600.00
30/06/2018		Revaluation -	Changes in / 24700	0.00	25,180.00	0.00
			Sentinel / 78400/\$-	0.00	0.00	25,180.00
30/06/2018	001	To process	Pension / 94930	0.00	0.00	262,291.00
			(Pensions / 41600/SH	0.00	54,410.00	0.00
			(Pensions / 41600/SH	0.00	9,590.00	0.00
			(Pensions / 41600/SH	0.00	67,430.00	0.00
			(Pensions / 41600/SH	0.00	12,570.00	0.00
			(Benefits / 46000/SH	0.00	58,650.77	0.00
			(Benefits / 46000/SH	0.00	59,640.23	0.00
30/06/2018		Create Entries -	(Income / 53330/SH	0.00	28,622.51	0.00
			Profit/Loss / 49000	0.00	0.00	28,622.51
30/06/2018		Revaluation -	Changes in / 24700	0.00	74,528.00	0.00
			Sentinel / 78400/\$-	0.00	0.00	74,528.00
30/06/2018		Revaluation -	Changes in / 24700	0.00	12,000.00	0.00
			Sentinel / 78400/\$-	0.00	0.00	12,000.00
30/06/2018	005	To record	Sentinel / 61800/\$-	0.00	594.00	0.00
			Sentinel / 23800/\$-	0.00	0.00	594.00

Date	Reference	Description	Account	Unit	Debit	Credit
30/06/2018		Create Entries -	Profit/Loss / 49000	0.00	19,881.75	0.00
			(Share of / 53100/SH	0.00	0.00	19,881.75
30/06/2018	001	System	(Pensions / 54160/SH	0.00	9,590.00	0.00
			Profit/Loss / 49000	0.00	0.00	9,590.00
30/06/2018		Revaluation -	Changes in / 24700	0.00	24,000.00	0.00
			\$/T0011 - / 78400/\$-	0.00	0.00	24,000.00
30/06/2018		Revaluation -	SENTINEL / 78400/\$-	0.00	103,500.00	0.00
			Changes in / 24700	0.00	0.00	103,500.00
30/06/2018	002	Write off Tax	Tax Loss / 87500/00	0.00	0.00	6,167.53
			Changes in / 24700	0.00	6,167.53	0.00
30/06/2018		Revaluation -	Changes in / 24700	0.00	176,000.00	0.00
			Sentinel / 78400/\$-	0.00	0.00	176,000.00
30/06/2018		Revaluation -	Sentinel / 78400/\$-	0.00	4,000.00	0.00
			Changes in / 24700	0.00	0.00	4,000.00
30/06/2018	006	To record	SENTINEL / 61800/\$-	0.00	16,625.00	0.00
			SENTINEL / 23800/\$-	0.00	0.00	16,625.00
30/06/2018		Create Entries -	Profit/Loss / 49000	0.00	186,451.16	0.00
			(Share of / 53100/SH	0.00	0.00	186,451.16
30/06/2018	001	System	(Pensions / 54160/SH	0.00	67,430.00	0.00
			Profit/Loss / 49000	0.00	0.00	67,430.00
30/06/2018		Revaluation -	Sentinel / 78400/\$-	0.00	13,200.00	0.00
			Changes in / 24700	0.00	0.00	13,200.00
30/06/2018		Revaluation -	Changes in / 24700	0.00	176,800.00	0.00
			Sentinel / 78400/\$-	0.00	0.00	176,800.00
30/06/2018	006	Unrealised Gain	Sentinel / 78400/\$-	0.00	300,000.00	0.00
			Changes in / 24700	0.00	0.00	300,000.00

Date	Reference	Description	Account	Unit	Debit	Credit
30/06/2018		Revaluation -	Changes in / 24700	0.00	100,000.00	0.00
			Sentinel / 78400/\$-	0.00	0.00	100,000.00
30/06/2018		Revaluation -	Changes in / 24700	0.00	18,000.00	0.00
			Sentinel / 78400/\$-	0.00	0.00	18,000.00
30/06/2018	07	To record	Seq / 61800/\$-	0.00	158.00	0.00
			Seq / 23800/\$-	0.00	0.00	158.00
30/06/2018		Create Entries -	Profit/Loss / 49000	0.00	111,980.01	0.00
			(Share of / 53100/SH	0.00	0.00	111,980.01
30/06/2018	001	System	(Pensions / 54160/SH	0.00	12,570.00	0.00
			Profit/Loss / 49000	0.00	0.00	12,570.00
30/06/2018		Revaluation -	Changes in / 24700	0.00	356,000.00	0.00
			Sentinel / 78400/\$-	0.00	0.00	356,000.00
30/06/2018	001	To record	Sentinel / 61800/\$-	0.00	5,067.00	0.00
			Sentinel / 23800/\$-	0.00	0.00	5,067.00
30/06/2018	110984734	Internal	(Internal / 57100/SH	0.00	0.00	0.01
			(Internal / 56100/SH	0.00	0.00	0.01
30/06/2018	007	Unrealised Gain	Sentinel / 78400/\$-	0.00	500,000.00	0.00
			Changes in / 24700	0.00	0.00	500,000.00
29/06/2018	81214054	ANZ INTERNET	Cash at / 60400/AN	0.00	0.00	39,900.00
			Pension / 94930	0.00	39,900.00	0.00
29/06/2018	81214055	CREDIT	Cash at / 60400/AN	0.00	0.00	0.95
			Cash at / 25000/AN	0.00	0.00	0.95
29/06/2018	81214023	ANZ INTERNET	ANZ / 60400/AN	0.00	0.00	2,845.00
			Cash at / 60400/AN	0.00	2,845.00	0.00
28/06/2018	81045270	TRANSFER	Cash at / 60400/AN	0.00	22,500.00	0.00
			Sentinel / 23800/\$-	0.00	0.00	22,500.00

Date	Reference	Description	Account	Unit	Debit	Credit
27/06/2018	80903815	TRANSFER	Cash at / 60400/AN	0.00	1,150.00	0.00
			Sentinel / 23800/\$-	0.00	0.00	1,150.00
25/06/2018	80638792	TRANSFER	Cash at / 60400/AN	0.00	12,000.00	0.00
			Sentinel / 23800/\$-	0.00	0.00	12,000.00
25/06/2018	80638791	TRANSFER	Cash at / 60400/AN	0.00	1,371.31	0.00
			Sentinel / 23800/\$-	0.00	0.00	1,371.31
22/06/2018	80533941	ANZ INTERNET	Cash at / 60400/AN	0.00	0.00	1,666.67
			Pension / 94930	0.00	1,666.67	0.00
21/06/2018	80448063	ANZ INTERNET	Cash at / 60400/AN	0.00	0.00	12,000.00
			Pension / 94930	0.00	12,000.00	0.00
21/06/2018	80448058	TRANSFER	ANZ / 60400/AN	0.00	501.00	0.00
			(Contributi / 24200/SH	0.00	0.00	501.00
21/06/2018	80448058	System	Profit/Loss / 49000	0.00	501.00	0.00
			(Contributi / 52420/SH	0.00	0.00	501.00
19/06/2018	80262993	TRANSFER	Cash at / 60400/AN	0.00	9,991.95	0.00
			Sentinel / 23800/\$-	0.00	0.00	9,991.95
19/06/2018	80262992	TRANSFER	Cash at / 60400/AN	0.00	191.08	0.00
			Seq / 23800/\$-	0.00	0.00	191.08
18/06/2018	80058938	TRANSFER	Cash at / 60400/AN	0.00	1,583.33	0.00
			Sentinel / 23800/\$-	0.00	0.00	1,583.33
18/06/2018	80058939	TRANSFER	Cash at / 60400/AN	0.00	1,866.67	0.00
			Sentinel / 23800/\$-	0.00	0.00	1,866.67
15/06/2018	79727159	TRANSFER	Cash at / 60400/AN	0.00	79.72	0.00
			Sentinel / 23800/\$-	0.00	0.00	79.72
15/06/2018	79727161	ANZ INTERNET	Cash at / 60400/AN	0.00	0.00	20,000.00
			Pension / 94930	0.00	20,000.00	0.00

Date	Reference	Description	Account	Unit	Debit	Credit
15/06/2018	79727151	ANZ INTERNET	ANZ / 60400/AN	0.00	2,344.00	0.00
			Cash at / 60400/AN	0.00	0.00	2,344.00
14/06/2018	79580150	TRANSFER	Cash at / 60400/AN	0.00	16,625.00	0.00
			SENTINEL / 23800/\$-	0.00	0.00	16,625.00
12/06/2018	79382732	TRANSFER	Cash at / 60400/AN	0.00	5,250.00	0.00
			Sentinel / 23800/\$-	0.00	0.00	5,250.00
12/06/2018	79382733	ANZ INTERNET	Cash at / 60400/AN	0.00	0.00	10,000.00
			Pension / 94930	0.00	10,000.00	0.00
11/06/2018	79323116	TRANSFER	Cash at / 60400/AN	0.00	468.75	0.00
			Sentinel / 23800/\$-	0.00	0.00	468.75
11/06/2018	79323117	TRANSFER	Cash at / 60400/AN	0.00	1,020.83	0.00
			Sentinel / 23800/\$-	0.00	0.00	1,020.83
10/06/2018	79323106	ANZ INTERNET	ANZ / 60400/AN	0.00	0.00	1,818.00
			Cash at / 60400/AN	0.00	1,818.00	0.00
08/06/2018	79219515	TRANSFER	Cash at / 60400/AN	0.00	934.17	0.00
			Sentinel / 23800/\$-	0.00	0.00	934.17
07/06/2018	79165455	TRANSFER	Cash at / 60400/AN	0.00	4,143.75	0.00
			Sentinel / 23800/\$-	0.00	0.00	4,143.75
06/06/2018	79119402	TRANSFER	Cash at / 60400/AN	0.00	2,083.33	0.00
			\$-T0011 - / 23800/\$-	0.00	0.00	2,083.33
06/06/2018	79119403	ANZ INTERNET	Cash at / 60400/AN	0.00	0.00	1,818.00
			ANZ / 60400/AN	0.00	1,818.00	0.00
05/06/2018	79043189	ANZ INTERNET	Cash at / 60400/AN	0.00	1,841.00	0.00
			ANZ / 60400/AN	0.00	0.00	1,841.00
05/06/2018	79043190	ANZ INTERNET	Cash at / 60400/AN	0.00	0.00	833.33
			Pension / 94930	0.00	833.33	0.00

Date	Reference	Description	Account	Unit	Debit	Credit
05/06/2018	79043191	ANZ INTERNET	Cash at / 60400/AN	0.00	0.00	10,000.00
			Pension / 94930	0.00	10,000.00	0.00
05/06/2018	79043188	TRANSFER	Cash at / 60400/AN	0.00	1,708.33	0.00
			Sentinel / 23800/\$-	0.00	0.00	1,708.33
04/06/2018	78894902	TRANSFER	Cash at / 60400/AN	0.00	291.67	0.00
			Sentinel / 23800/\$-	0.00	0.00	291.67
04/06/2018	78894903	TRANSFER	Cash at / 60400/AN	0.00	593.75	0.00
			Sentinel / 23800/\$-	0.00	0.00	593.75
04/06/2018	78894904	TRANSFER	Cash at / 60400/AN	0.00	8,216.34	0.00
			Sentinel / 23800/\$-	0.00	0.00	8,216.34
31/05/2018	78590013	CREDIT	Cash at / 60400/AN	0.00	0.00	0.13
			Cash at / 25000/AN	0.00	0.00	0.13
31/05/2018	78589992	ANZ INTERNET	ANZ / 60400/AN	0.00	1,841.00	0.00
			Cash at / 60400/AN	0.00	0.00	1,841.00
28/05/2018	78273353	TRANSFER	Cash at / 60400/AN	0.00	1,150.00	0.00
			Sentinel / 23800/\$-	0.00	0.00	1,150.00
22/05/2018	78033328	ANZ INTERNET	Cash at / 60400/AN	0.00	0.00	1,666.67
			Pension / 94930	0.00	1,666.67	0.00
22/05/2018	78033329	ANZ INTERNET	Cash at / 60400/AN	0.00	0.00	7,000.00
			Pension / 94930	0.00	7,000.00	0.00
21/05/2018	77982266	TRANSFER	Cash at / 60400/AN	0.00	9,324.45	0.00
			Sentinel / 23800/\$-	0.00	0.00	9,324.45
17/05/2018	77819626	TRANSFER	Cash at / 60400/AN	0.00	1,866.67	0.00
			Sentinel / 23800/\$-	0.00	0.00	1,866.67
17/05/2018	77819627	ANZ INTERNET	Cash at / 60400/AN	0.00	0.00	5,000.00
			Pension / 94930	0.00	5,000.00	0.00

Date	Reference	Description	Account	Unit	Debit	Credit
17/05/2018	77819619	ANZ INTERNET	ANZ / 60400/AN	0.00	0.00	1,010.00
			Cash at / 60400/AN	0.00	1,010.00	0.00
17/05/2018	77819625	TRANSFER	Cash at / 60400/AN	0.00	1,583.33	0.00
			Sentinel / 23800/\$-	0.00	0.00	1,583.33
15/05/2018	77704507	ANZ INTERNET	Cash at / 60400/AN	0.00	0.00	20,000.00
			Pension / 94930	0.00	20,000.00	0.00
15/05/2018	77704500	ANZ INTERNET	ANZ / 60400/AN	0.00	0.00	1,000.00
			Cash at / 60400/AN	0.00	1,000.00	0.00
14/05/2018	77619708	TRANSFER	Cash at / 60400/AN	0.00	5,250.00	0.00
			Sentinel / 23800/\$-	0.00	0.00	5,250.00
14/05/2018	77619709	TRANSFER	Cash at / 60400/AN	0.00	13,854.17	0.00
			SENTINEL / 23800/\$-	0.00	0.00	13,854.17
10/05/2018	77499838	ANZ INTERNET	ANZ / 60400/AN	0.00	1,955.00	0.00
			Cash at / 60400/AN	0.00	0.00	1,955.00
10/05/2018	77499847	TRANSFER	Cash at / 60400/AN	0.00	468.75	0.00
			Sentinel / 23800/\$-	0.00	0.00	468.75
09/05/2018	77441678	TRANSFER	Cash at / 60400/AN	0.00	934.17	0.00
			Sentinel / 23800/\$-	0.00	0.00	934.17
09/05/2018	77441679	TRANSFER	Cash at / 60400/AN	0.00	1,020.83	0.00
			Sentinel / 23800/\$-	0.00	0.00	1,020.83
09/05/2018	77441682	ANZ INTERNET	Cash at / 60400/AN	0.00	0.00	11,000.00
			Pension / 94930	0.00	11,000.00	0.00
09/05/2018	77441667	ANZ INTERNET	ANZ / 60400/AN	0.00	8,253.00	0.00
			Cash at / 60400/AN	0.00	0.00	8,253.00
09/05/2018	77441668	ANZ INTERNET	ANZ / 60400/AN	0.00	0.00	11,000.00
			Cash at / 60400/AN	0.00	11,000.00	0.00

Date	Reference	Description	Account	Unit	Debit	Credit
08/05/2018	77398400	TRANSFER	Cash at / 60400/AN	0.00	4,143.75	0.00
			Sentinel / 23800/\$-	0.00	0.00	4,143.75
08/05/2018	77398398	TRANSFER	Cash at / 60400/AN	0.00	1,708.33	0.00
			Sentinel / 23800/\$-	0.00	0.00	1,708.33
08/05/2018	77398399	TRANSFER	Cash at / 60400/AN	0.00	2,083.33	0.00
			\$-T0011 - / 23800/\$-	0.00	0.00	2,083.33
05/05/2018	77308322	ANZ INTERNET	Cash at / 60400/AN	0.00	0.00	833.33
			Pension / 94930	0.00	833.33	0.00
04/05/2018	77239382	ANZ INTERNET	ANZ / 60400/AN	0.00	3,000.00	0.00
			Pension / 94930	0.00	0.00	3,000.00
04/05/2018	77239383	ANZ INTERNET	ANZ / 60400/AN	0.00	0.00	50.00
			Cash at / 60400/AN	0.00	50.00	0.00
04/05/2018	77239384	ANZ INTERNET	ANZ / 60400/AN	0.00	0.00	4,000.00
			Cash at / 60400/AN	0.00	4,000.00	0.00
04/05/2018	77239394	TRANSFER	Cash at / 60400/AN	0.00	291.67	0.00
			Sentinel / 23800/\$-	0.00	0.00	291.67
04/05/2018	77239397	ANZ INTERNET	Cash at / 60400/AN	0.00	0.00	10,000.00
			Pension / 94930	0.00	10,000.00	0.00
04/05/2018	77239381	ANZ INTERNET	ANZ / 60400/AN	0.00	2,000.00	0.00
			Cash at / 60400/AN	0.00	0.00	2,000.00
03/05/2018	77030046	TRANSFER	Cash at / 60400/AN	0.00	8,216.34	0.00
			Sentinel / 23800/\$-	0.00	0.00	8,216.34
02/05/2018	76898096	TRANSFER	Cash at / 60400/AN	0.00	593.75	0.00
			Sentinel / 23800/\$-	0.00	0.00	593.75
02/05/2018	76898091	ANZ INTERNET	ANZ / 60400/AN	0.00	1,030.00	0.00
			Cash at / 60400/AN	0.00	0.00	1,030.00

Date	Reference	Description	Account	Unit	Debit	Credit
30/04/2018	76506040	TRANSFER	Cash at / 60400/AN	0.00	1,004.17	0.00
			Sentinel / 23800/\$-	0.00	0.00	1,004.17
30/04/2018	76506041	CREDIT	Cash at / 60400/AN	0.00	26.39	0.00
			Cash at / 25000/AN	0.00	0.00	26.39
30/04/2018	76506042	DEBIT	Cash at / 60400/AN	0.00	0.00	1.41
			Interest / 37900	0.00	1.41	0.00
30/04/2018	76506008	CREDIT	ANZ / 60400/AN	0.00	3.98	0.00
			ANZ / 25000/AN	0.00	0.00	3.98
28/04/2018	76506039	ANZ INTERNET	Cash at / 60400/AN	0.00	0.00	5,000.00
			Pension / 94930	0.00	5,000.00	0.00
28/04/2018	76506006	ANZ INTERNET	ANZ / 60400/AN	0.00	1,150.00	0.00
			Cash at / 60400/AN	0.00	0.00	1,150.00
28/04/2018	76506007	ANZ INTERNET	ANZ / 60400/AN	0.00	0.00	5,000.00
			Cash at / 60400/AN	0.00	5,000.00	0.00
27/04/2018	76336372	TRANSFER	Cash at / 60400/AN	0.00	1,150.00	0.00
			Sentinel / 23800/\$-	0.00	0.00	1,150.00
24/04/2018	76224717	ANZ INTERNET	ANZ / 60400/AN	0.00	4,668.00	0.00
			Cash at / 60400/AN	0.00	0.00	4,668.00
23/04/2018	010	Record 84,317	Sentinel / 78400/\$-	84,317.00	100,000.00	0.00
			Sentinel / 23800/\$-	0.00	0.00	100,000.00
22/04/2018	76157713	ANZ INTERNET	Cash at / 60400/AN	0.00	0.00	1,666.67
			Pension / 94930	0.00	1,666.67	0.00
21/04/2018	76157712	ANZ INTERNET	Cash at / 60400/AN	0.00	0.00	3,000.00
			Pension / 94930	0.00	3,000.00	0.00
19/04/2018	76006808	ANZ INTERNET	ANZ / 60400/AN	0.00	0.00	391.00
			Pension / 94930	0.00	391.00	0.00

Date	Reference	Description	Account	Unit	Debit	Credit
19/04/2018	76006814	ANZ INTERNET	Cash at / 60400/AN	0.00	3,000.00	0.00
			Pension / 94930	0.00	0.00	3,000.00
19/04/2018	76006815	TRANSFER	Cash at / 60400/AN	0.00	9,324.45	0.00
			Sentinel / 23800/\$-	0.00	0.00	9,324.45
18/04/2018	75927860	ANZ INTERNET	Cash at / 60400/AN	0.00	0.00	3,450.00
			ANZ / 60400/AN	0.00	3,450.00	0.00
18/04/2018	75927861	ANZ INTERNET	Cash at / 60400/AN	0.00	0.00	5,000.00
			Pension / 94930	0.00	5,000.00	0.00
18/04/2018	75927855	ANZ INTERNET	ANZ / 60400/AN	0.00	0.00	5,000.00
			Cash at / 60400/AN	0.00	5,000.00	0.00
18/04/2018	76006812	OVERDRAWN	Cash at / 60400/AN	0.00	0.00	6.00
			Bank / 31500	0.00	6.00	0.00
18/04/2018	76006813	WAIVE:	Cash at / 60400/AN	0.00	6.00	0.00
			Bank / 31500	0.00	0.00	6.00
18/04/2018	75927859	001281	Cash at / 60400/AN	0.00	0.00	2,989.00
			Income / 85000	0.00	2,989.00	0.00
16/04/2018	75683713	TRANSFER	Cash at / 60400/AN	0.00	1,583.33	0.00
			Sentinel / 23800/\$-	0.00	0.00	1,583.33
16/04/2018	75683714	TRANSFER	Cash at / 60400/AN	0.00	1,866.67	0.00
			Sentinel / 23800/\$-	0.00	0.00	1,866.67
14/04/2018	75683712	ANZ INTERNET	Cash at / 60400/AN	0.00	0.00	20,000.00
			Pension / 94930	0.00	20,000.00	0.00
14/04/2018	75683699	ANZ INTERNET	ANZ / 60400/AN	0.00	19,573.00	0.00
			Cash at / 60400/AN	0.00	0.00	19,573.00
14/04/2018	75683700	ANZ INTERNET	ANZ / 60400/AN	0.00	0.00	20,000.00
			Cash at / 60400/AN	0.00	20,000.00	0.00

Date	Reference	Description	Account	Unit	Debit	Credit
13/04/2018	75635190	TRANSFER	Cash at / 60400/AN	0.00	5,250.00	0.00
			Sentinel / 23800/\$-	0.00	0.00	5,250.00
13/04/2018	75635191	TRANSFER	Cash at / 60400/AN	0.00	13,854.17	0.00
			SENTINEL / 23800/\$-	0.00	0.00	13,854.17
11/04/2018	75220981	TRANSFER	Cash at / 60400/AN	0.00	468.75	0.00
			Sentinel / 23800/\$-	0.00	0.00	468.75
10/04/2018	75096432	ANZ INTERNET	Cash at / 60400/AN	0.00	0.00	10,000.00
			Pension / 94930	0.00	10,000.00	0.00
10/04/2018	75096425	ANZ INTERNET	ANZ / 60400/AN	0.00	7,772.00	0.00
			Cash at / 60400/AN	0.00	0.00	7,772.00
10/04/2018	75096426	ANZ INTERNET	ANZ / 60400/AN	0.00	0.00	10,000.00
			Cash at / 60400/AN	0.00	10,000.00	0.00
09/04/2018	75015629	TRANSFER	Cash at / 60400/AN	0.00	898.33	0.00
			Sentinel / 23800/\$-	0.00	0.00	898.33
09/04/2018	75015630	TRANSFER	Cash at / 60400/AN	0.00	1,020.83	0.00
			Sentinel / 23800/\$-	0.00	0.00	1,020.83
09/04/2018	75015631	TRANSFER	Cash at / 60400/AN	0.00	1,708.33	0.00
			Sentinel / 23800/\$-	0.00	0.00	1,708.33
09/04/2018	75015632	TRANSFER	Cash at / 60400/AN	0.00	4,143.75	0.00
			Sentinel / 23800/\$-	0.00	0.00	4,143.75
07/04/2018	75015623	ANZ INTERNET	ANZ / 60400/AN	0.00	2,683.00	0.00
			Cash at / 60400/AN	0.00	0.00	2,683.00
06/04/2018	75013523	TRANSFER	Cash at / 60400/AN	0.00	2,083.33	0.00
			\$-T0011 - / 23800/\$-	0.00	0.00	2,083.33
05/04/2018	09	To record WES	Wesfarmer / 23900/W	0.00	0.00	91.67
			Wesfarmer / 77600/W	2.00	91.67	0.00

Date	Reference	Description	Account	Unit	Debit	Credit
05/04/2018	74763541	TRANSFER	Cash at / 60400/AN	0.00	600.00	0.00
			Sentinel / 23800/\$-	0.00	0.00	600.00
05/04/2018	74763543	ANZ INTERNET	Cash at / 60400/AN	0.00	0.00	833.33
			Pension / 94930	0.00	833.33	0.00
05/04/2018	74763544	ANZ INTERNET	Cash at / 60400/AN	0.00	0.00	10,424.00
			ANZ / 60400/AN	0.00	10,424.00	0.00
05/04/2018	74763545	ANZ INTERNET	Cash at / 60400/AN	0.00	0.00	50,000.00
			Pension / 94930	0.00	50,000.00	0.00
05/04/2018	74763533	ANZ INTERNET	ANZ / 60400/AN	0.00	0.00	50,000.00
			Cash at / 60400/AN	0.00	50,000.00	0.00
04/04/2018	005	To Record	Investment / 94910	0.00	0.00	350,000.00
			SENTINEL / 78400/\$-	350,000.00	350,000.00	0.00
04/04/2018	74628116	TRANSFER	Cash at / 60400/AN	0.00	291.67	0.00
			Sentinel / 23800/\$-	0.00	0.00	291.67
04/04/2018	74628117	TRANSFER	Cash at / 60400/AN	0.00	593.75	0.00
			Sentinel / 23800/\$-	0.00	0.00	593.75
04/04/2018	74628118	001280	Cash at / 60400/AN	0.00	0.00	315,000.00
			Investment / 94910	0.00	315,000.00	0.00
03/04/2018	74496249	TRANSFER	Cash at / 60400/AN	0.00	8,216.34	0.00
			Sentinel / 23800/\$-	0.00	0.00	8,216.34
29/03/2018	74461387	ANZ INTERNET	Cash at / 60400/AN	0.00	315,000.00	0.00
			ANZ / 60400/AN	0.00	0.00	315,000.00
29/03/2018	74461388	CREDIT	Cash at / 60400/AN	0.00	1.61	0.00
			Cash at / 25000/AN	0.00	0.00	1.61
29/03/2018	74461350	CREDIT	ANZ / 60400/AN	0.00	143.92	0.00
			ANZ / 25000/AN	0.00	0.00	143.92

Date	Reference	Description	Account	Unit	Debit	Credit
29/03/2018	74461386	TRANSFER	Cash at / 60400/AN	0.00	1,004.17	0.00
			Sentinel / 23800/\$-	0.00	0.00	1,004.17
28/03/2018	73723057	001279	Cash at / 60400/AN	0.00	0.00	35,000.00
			Investment / 94910	0.00	35,000.00	0.00
27/03/2018	73598614	TRANSFER	Cash at / 60400/AN	0.00	1,150.00	0.00
			Sentinel / 23800/\$-	0.00	0.00	1,150.00
27/03/2018	73598615	ANZ INTERNET	Cash at / 60400/AN	0.00	35,000.00	0.00
			ANZ / 60400/AN	0.00	0.00	35,000.00
22/03/2018	73319674	ANZ INTERNET	Cash at / 60400/AN	0.00	0.00	1,666.67
			Pension / 94930	0.00	1,666.67	0.00
22/03/2018	73319668	ANZ INTERNET	ANZ / 60400/AN	0.00	26,822.00	0.00
			Cash at / 60400/AN	0.00	0.00	26,822.00
19/03/2018	72995202	TRANSFER	Cash at / 60400/AN	0.00	9,324.45	0.00
			Sentinel / 23800/\$-	0.00	0.00	9,324.45
16/03/2018	72918563	TRANSFER	Cash at / 60400/AN	0.00	1,583.33	0.00
			Sentinel / 23800/\$-	0.00	0.00	1,583.33
16/03/2018	72918564	TRANSFER	Cash at / 60400/AN	0.00	1,866.67	0.00
			Sentinel / 23800/\$-	0.00	0.00	1,866.67
14/03/2018		TRANSFER	Cash at / 60400/AN	0.00	1,860.00	0.00
			Sentinel / 23800/\$-	0.00	0.00	1,860.00
13/03/2018	null	TRANSFER	Cash at / 60400/AN	0.00	13,854.17	0.00
			SENTINEL / 23800/\$-	0.00	0.00	13,854.17
13/03/2018	null	TFR 610582	ANZ / 60400/AN	0.00	6,740.00	0.00
			Cash at / 60400/AN	0.00	0.00	6,740.00
12/03/2018	null	TRANSFER	Cash at / 60400/AN	0.00	468.75	0.00
			Sentinel / 23800/\$-	0.00	0.00	468.75

Date	Reference	Description	Account	Unit	Debit	Credit
12/03/2018	null	TRANSFER	Cash at / 60400/AN	0.00	5,250.00	0.00
			Sentinel / 23800/\$-	0.00	0.00	5,250.00
09/03/2018	null	TRANSFER	Cash at / 60400/AN	0.00	1,020.83	0.00
			Sentinel / 23800/\$-	0.00	0.00	1,020.83
09/03/2018		TFR 284011 TO	Cash at / 60400/AN	0.00	0.00	2,530.00
			Accountan / 30100	0.00	2,090.00	0.00
			Auditor's / 30700	0.00	440.00	0.00
09/03/2018	null	TFR 284738	ANZ / 60400/AN	0.00	5,279.00	0.00
			Cash at / 60400/AN	0.00	0.00	5,279.00
07/03/2018	null	TRANSFER	Cash at / 60400/AN	0.00	4,143.75	0.00
			Sentinel / 23800/\$-	0.00	0.00	4,143.75
07/03/2018	null		Cash at / 60400/AN	0.00	0.00	1,792.38
			Income / 85000	0.00	1,533.38	0.00
			ATO / 30400	0.00	259.00	0.00
07/03/2018	null	TRANSFER	Cash at / 60400/AN	0.00	898.33	0.00
			Sentinel / 23800/\$-	0.00	0.00	898.33
06/03/2018	null	TRANSFER	Cash at / 60400/AN	0.00	2,083.33	0.00
			\$-T0011 - / 23800/\$-	0.00	0.00	2,083.33
06/03/2018	null	TFR 853135	ANZ / 60400/AN	0.00	8,000.00	0.00
			Cash at / 60400/AN	0.00	0.00	8,000.00
05/03/2018	null	TRANSFER	Cash at / 60400/AN	0.00	8,216.34	0.00
			Sentinel / 23800/\$-	0.00	0.00	8,216.34
05/03/2018		TFR 893026 TO	Cash at / 60400/AN	0.00	0.00	833.33
			Pension / 94930	0.00	833.33	0.00
05/03/2018	null	TFR 386359 TO	ANZ / 60400/AN	0.00	0.00	500.00
			Cash at / 60400/AN	0.00	500.00	0.00
05/03/2018	null	TRANSFER				

Date	Reference	Description	Account	Unit	Debit	Credit
			Cash at / 60400/AN	0.00	291.67	0.00
			Sentinel / 23800/\$-	0.00	0.00	291.67
05/03/2018	null	TRANSFER	Cash at / 60400/AN	0.00	1,708.33	0.00
			Sentinel / 23800/\$-	0.00	0.00	1,708.33
02/03/2018	null	TRANSFER	Cash at / 60400/AN	0.00	593.75	0.00
			Sentinel / 23800/\$-	0.00	0.00	593.75
01/03/2018	null	TFR 222117	ANZ / 60400/AN	0.00	2,156.00	0.00
			Cash at / 60400/AN	0.00	0.00	2,156.00
28/02/2018	null	TRANSFER	Cash at / 60400/AN	0.00	1,004.17	0.00
			Sentinel / 23800/\$-	0.00	0.00	1,004.17
28/02/2018	null	CREDIT	Cash at / 60400/AN	0.00	1.13	0.00
			Cash at / 25000/AN	0.00	0.00	1.13
28/02/2018	null	CREDIT	ANZ / 60400/AN	0.00	116.54	0.00
			ANZ / 25000/AN	0.00	0.00	116.54
27/02/2018	null	TRANSFER	Cash at / 60400/AN	0.00	1,150.00	0.00
			Sentinel / 23800/\$-	0.00	0.00	1,150.00
22/02/2018		TFR 340095 TO	Cash at / 60400/AN	0.00	0.00	1,666.67
			Pension / 94930	0.00	1,666.67	0.00
22/02/2018	null	TFR 634304	ANZ / 60400/AN	0.00	29,138.00	0.00
			Cash at / 60400/AN	0.00	0.00	29,138.00
19/02/2018	null	TRANSFER	Cash at / 60400/AN	0.00	7,355.30	0.00
			Sentinel / 23800/\$-	0.00	0.00	7,355.30
19/02/2018		TRANSFER	Cash at / 60400/AN	0.00	20,000.00	0.00
			Sentinal / 23800/\$-	0.00	0.00	20,000.00
16/02/2018	null	TRANSFER	Cash at / 60400/AN	0.00	1,866.67	0.00
			Sentinel / 23800/\$-	0.00	0.00	1,866.67
16/02/2018	null	TRANSFER				

Date	Reference	Description	Account	Unit	Debit	Credit
			Cash at / 60400/AN	0.00	1,583.33	0.00
			Sentinel / 23800/\$-	0.00	0.00	1,583.33
14/02/2018	null	TFR 631962	ANZ / 60400/AN	0.00	13,906.00	0.00
			Cash at / 60400/AN	0.00	0.00	13,906.00
13/02/2018		TRANSFER	Cash at / 60400/AN	0.00	52.01	0.00
			SENTINEL / 25000/\$-	0.00	0.00	52.01
13/02/2018	null	TRANSFER	Cash at / 60400/AN	0.00	13,854.17	0.00
			SENTINEL / 23800/\$-	0.00	0.00	13,854.17
13/02/2018		TFR 939832 TO	Cash at / 60400/AN	0.00	0.00	833.33
			Pension / 94930	0.00	833.33	0.00
13/02/2018	null	TFR 939869	ANZ / 60400/AN	0.00	6,745.93	0.00
			Cash at / 60400/AN	0.00	0.00	6,745.93
12/02/2018	null	TRANSFER	Cash at / 60400/AN	0.00	468.75	0.00
			Sentinel / 23800/\$-	0.00	0.00	468.75
12/02/2018	null	TRANSFER	Cash at / 60400/AN	0.00	5,250.00	0.00
			Sentinel / 23800/\$-	0.00	0.00	5,250.00
09/02/2018	null	TRANSFER	Cash at / 60400/AN	0.00	1,020.83	0.00
			Sentinel / 23800/\$-	0.00	0.00	1,020.83
08/02/2018	null	TFR 696333	ANZ / 60400/AN	0.00	16,503.00	0.00
			Cash at / 60400/AN	0.00	0.00	16,503.00
07/02/2018	null	TRANSFER	Cash at / 60400/AN	0.00	898.33	0.00
			Sentinel / 23800/\$-	0.00	0.00	898.33
07/02/2018	null	TRANSFER	Cash at / 60400/AN	0.00	4,143.75	0.00
			Sentinel / 23800/\$-	0.00	0.00	4,143.75
06/02/2018	null	TRANSFER	Cash at / 60400/AN	0.00	2,083.33	0.00
			\$-T0011 - / 23800/\$-	0.00	0.00	2,083.33
05/02/2018	null	TRANSFER				

Date	Reference	Description	Account	Unit	Debit	Credit
			Cash at / 60400/AN	0.00	291.67	0.00
			Sentinel / 23800/\$-	0.00	0.00	291.67
05/02/2018	null	TRANSFER	Cash at / 60400/AN	0.00	1,708.33	0.00
			Sentinel / 23800/\$-	0.00	0.00	1,708.33
05/02/2018	null	TRANSFER	Cash at / 60400/AN	0.00	8,216.34	0.00
			Sentinel / 23800/\$-	0.00	0.00	8,216.34
05/02/2018	null	TFR 172017	ANZ / 60400/AN	0.00	901.00	0.00
			Cash at / 60400/AN	0.00	0.00	901.00
02/02/2018	null		Cash at / 60400/AN	0.00	0.00	2,989.00
			Income / 85000	0.00	2,989.00	0.00
02/02/2018	null	TFR 423317	ANZ / 60400/AN	0.00	15,000.00	0.00
			Cash at / 60400/AN	0.00	0.00	15,000.00
02/02/2018	null	TRANSFER	Cash at / 60400/AN	0.00	593.75	0.00
			Sentinel / 23800/\$-	0.00	0.00	593.75
01/02/2018	null	TRANSFER	Cash at / 60400/AN	0.00	15,300.00	0.00
			Sentinel / 23800/\$-	0.00	0.00	15,300.00
31/01/2018	null	CREDIT	Cash at / 60400/AN	0.00	7.59	0.00
			Cash at / 25000/AN	0.00	0.00	7.59
31/01/2018	null	TFR 599968 TO	ANZ / 60400/AN	0.00	0.00	556.00
			Cash at / 60400/AN	0.00	556.00	0.00
31/01/2018	null	CREDIT	ANZ / 60400/AN	0.00	93.35	0.00
			ANZ / 25000/AN	0.00	0.00	93.35
29/01/2018	null	TRANSFER	Cash at / 60400/AN	0.00	1,004.17	0.00
			Sentinel / 23800/\$-	0.00	0.00	1,004.17
29/01/2018	null	TRANSFER	Cash at / 60400/AN	0.00	1,150.00	0.00
			Sentinel / 23800/\$-	0.00	0.00	1,150.00

25/01/2018

Date	Reference	Description	Account	Unit	Debit	Credit
			Cash at / 60400/AN	0.00	0.00	265,500.00
			Investment / 94910	0.00	265,500.00	0.00
25/01/2018	003	To Record	Investment / 94910	0.00	0.00	295,000.00
			Sentinel / 78400/\$-	248,735.00	295,000.00	0.00
24/01/2018	null	TFR 937175 TO ANZ	/ 60400/AN	0.00	0.00	390.00
			Cash at / 60400/AN	0.00	390.00	0.00
23/01/2018	null	TRANSFER	Cash at / 60400/AN	0.00	290,000.00	0.00
			Sentinal / 23800/\$-	0.00	0.00	290,000.00
23/01/2018	null	TFR 543796	ANZ / 60400/AN	0.00	25,000.00	0.00
			Cash at / 60400/AN	0.00	0.00	25,000.00
22/01/2018	null	TFR 382929	ANZ / 60400/AN	0.00	5,300.00	0.00
			Cash at / 60400/AN	0.00	0.00	5,300.00
22/01/2018		TFR 512915 TO	Cash at / 60400/AN	0.00	0.00	1,666.67
			Pension / 94930	0.00	1,666.67	0.00
19/01/2018	null	TRANSFER	Cash at / 60400/AN	0.00	7,355.30	0.00
			Sentinel / 23800/\$-	0.00	0.00	7,355.30
17/01/2018	null	TFR 272936	ANZ / 60400/AN	0.00	28,450.00	0.00
			Cash at / 60400/AN	0.00	0.00	28,450.00
16/01/2018	null	TRANSFER	Cash at / 60400/AN	0.00	1,866.67	0.00
			Sentinel / 23800/\$-	0.00	0.00	1,866.67
16/01/2018	null	TRANSFER	Cash at / 60400/AN	0.00	25,000.00	0.00
			Sentinel / 23800/\$-	0.00	0.00	25,000.00
16/01/2018	null	TFR 563421	ANZ / 60400/AN	0.00	17,125.00	0.00
			Cash at / 60400/AN	0.00	0.00	17,125.00
16/01/2018	null	TRANSFER	Cash at / 60400/AN	0.00	1,583.33	0.00
			Sentinel / 23800/\$-	0.00	0.00	1,583.33
15/01/2018	null	TRANSFER				

Date	Reference	Description	Account	Unit	Debit	Credit
			Cash at / 60400/AN	0.00	5,250.00	0.00
			Sentinel / 23800/\$-	0.00	0.00	5,250.00
15/01/2018	null	TRANSFER	Cash at / 60400/AN	0.00	11,875.00	0.00
			SENTINEL / 23800/\$-	0.00	0.00	11,875.00
15/01/2018	null	TFR 297264	ANZ / 60400/AN	0.00	3,531.00	0.00
			Cash at / 60400/AN	0.00	0.00	3,531.00
11/01/2018	null	TRANSFER	Cash at / 60400/AN	0.00	468.75	0.00
			Sentinel / 23800/\$-	0.00	0.00	468.75
09/01/2018	null	TRANSFER	Cash at / 60400/AN	0.00	2,041.67	0.00
			Sentinal / 23800/\$-	0.00	0.00	2,041.67
09/01/2018	null	TFR 596803	ANZ / 60400/AN	0.00	8,834.00	0.00
			Cash at / 60400/AN	0.00	0.00	8,834.00
09/01/2018	null	TRANSFER	Cash at / 60400/AN	0.00	1,020.83	0.00
			Sentinel / 23800/\$-	0.00	0.00	1,020.83
08/01/2018	null	TRANSFER	Cash at / 60400/AN	0.00	898.33	0.00
			Sentinel / 23800/\$-	0.00	0.00	898.33
08/01/2018	null	TRANSFER	Cash at / 60400/AN	0.00	2,083.33	0.00
			\$/T0011 - / 23800/\$-	0.00	0.00	2,083.33
08/01/2018	null	TRANSFER	Cash at / 60400/AN	0.00	4,143.75	0.00
			Sentinel / 23800/\$-	0.00	0.00	4,143.75
08/01/2018	null	Demerger - \$-	Sentinal / 78400/\$-	0.00	0.00	74,528.00
			Sentinel / 78400/\$-	200,000.00	74,528.00	0.00
08/01/2018	null	Demerger - \$-	Sentinal / 78400/\$-	0.00	0.00	25,180.00
			Sentinel / 78400/\$-	200,000.00	25,180.00	0.00
05/01/2018	null	TRANSFER	Cash at / 60400/AN	0.00	1,708.33	0.00
			Sentinel / 23800/\$-	0.00	0.00	1,708.33
05/01/2018		TFR 802511 TO				

Date	Reference	Description	Account	Unit	Debit	Credit
			Cash at / 60400/AN	0.00	0.00	833.33
			Pension / 94930	0.00	833.33	0.00
05/01/2018	null	TFR 163937	ANZ / 60400/AN	0.00	7,674.00	0.00
			Cash at / 60400/AN	0.00	0.00	7,674.00
04/01/2018	null	TRANSFER	Cash at / 60400/AN	0.00	291.67	0.00
			Sentinel / 23800/\$-	0.00	0.00	291.67
03/01/2018	null	TRANSFER	Cash at / 60400/AN	0.00	8,216.34	0.00
			Sentinel / 23800/\$-	0.00	0.00	8,216.34
03/01/2018	null	TFR 648597	ANZ / 60400/AN	0.00	1,796.00	0.00
			Cash at / 60400/AN	0.00	0.00	1,796.00
02/01/2018	null	TRANSFER	Cash at / 60400/AN	0.00	791.67	0.00
			Sentinel / 23800/\$-	0.00	0.00	791.67
29/12/2017	null	TRANSFER	Cash at / 60400/AN	0.00	1,004.17	0.00
			Sentinel / 23800/\$-	0.00	0.00	1,004.17
29/12/2017	null	CREDIT	Cash at / 60400/AN	0.00	0.00	0.08
			Cash at / 25000/AN	0.00	0.00	0.08
29/12/2017	null	CREDIT	ANZ / 60400/AN	0.00	19.80	0.00
			ANZ / 25000/AN	0.00	0.00	19.80
28/12/2017	null	TFR 229610	ANZ / 60400/AN	0.00	1,150.00	0.00
			Cash at / 60400/AN	0.00	0.00	1,150.00
27/12/2017	null	TRANSFER	Cash at / 60400/AN	0.00	1,150.00	0.00
			Sentinel / 23800/\$-	0.00	0.00	1,150.00
22/12/2017	null	TFR 826169	ANZ / 60400/AN	0.00	157,954.00	0.00
			Cash at / 60400/AN	0.00	0.00	157,954.00
22/12/2017	null	TRANSFER	Cash at / 60400/AN	0.00	157,420.00	0.00
			Sentinel / 23800/\$-	0.00	0.00	157,420.00
22/12/2017		TFR 231881 TO				

Date	Reference	Description	Account	Unit	Debit	Credit
			Cash at / 60400/AN	0.00	0.00	1,666.67
			Pension / 94930	0.00	1,666.67	0.00
20/12/2017			Cash at / 60400/AN	0.00	0.00	29,500.00
			Investment / 94910	0.00	29,500.00	0.00
20/12/2017	null	TFR 100462 TO ANZ	/ 60400/AN	0.00	0.00	5,000.00
			Cash at / 60400/AN	0.00	5,000.00	0.00
20/12/2017	null	TFR 866946 TO ANZ	/ 60400/AN	0.00	0.00	26,700.00
			Cash at / 60400/AN	0.00	26,700.00	0.00
19/12/2017	null	TFR 446383	ANZ / 60400/AN	0.00	10,805.00	0.00
			Cash at / 60400/AN	0.00	0.00	10,805.00
19/12/2017	null	TRANSFER	Cash at / 60400/AN	0.00	7,355.30	0.00
			Sentinel / 23800/\$-	0.00	0.00	7,355.30
18/12/2017	null	TRANSFER	Cash at / 60400/AN	0.00	1,583.33	0.00
			Sentinel / 23800/\$-	0.00	0.00	1,583.33
18/12/2017	null	TRANSFER	Cash at / 60400/AN	0.00	1,866.67	0.00
			Sentinel / 23800/\$-	0.00	0.00	1,866.67
14/12/2017	null	TFR 414766	ANZ / 60400/AN	0.00	11,875.00	0.00
			Cash at / 60400/AN	0.00	0.00	11,875.00
13/12/2017	null	TRANSFER	Cash at / 60400/AN	0.00	11,875.00	0.00
			SENTINEL / 23800/\$-	0.00	0.00	11,875.00
13/12/2017	null	TFR 506614	ANZ / 60400/AN	0.00	5,250.00	0.00
			Cash at / 60400/AN	0.00	0.00	5,250.00
12/12/2017	null	TFR 934805	ANZ / 60400/AN	0.00	3,531.00	0.00
			Cash at / 60400/AN	0.00	0.00	3,531.00
12/12/2017	null	TRANSFER	Cash at / 60400/AN	0.00	5,250.00	0.00
			Sentinel / 23800/\$-	0.00	0.00	5,250.00
11/12/2017	null	TRANSFER				

Date	Reference	Description	Account	Unit	Debit	Credit
			Cash at / 60400/AN	0.00	468.75	0.00
			Sentinel / 23800/\$-	0.00	0.00	468.75
11/12/2017	null	TRANSFER	Cash at / 60400/AN	0.00	1,020.83	0.00
			Sentinel / 23800/\$-	0.00	0.00	1,020.83
11/12/2017	null	TRANSFER	Cash at / 60400/AN	0.00	2,041.67	0.00
			Sentinel / 23800/\$-	0.00	0.00	2,041.67
08/12/2017	null	TFR 237417 TO ANZ	/ 60400/AN	0.00	0.00	25,000.00
			Cash at / 60400/AN	0.00	25,000.00	0.00
08/12/2017	004	To Record	Investment / 94910	0.00	0.00	250,000.00
			SENTINEL / 78400/\$-	250,000.00	250,000.00	0.00
08/12/2017		TFR 238362 TO	Cash at / 60400/AN	0.00	0.00	25,000.00
			Investment / 94910	0.00	25,000.00	0.00
08/12/2017	null	TFR 236750	ANZ / 60400/AN	0.00	7,126.00	0.00
			Cash at / 60400/AN	0.00	0.00	7,126.00
07/12/2017	null	TRANSFER	Cash at / 60400/AN	0.00	898.33	0.00
			Sentinel / 23800/\$-	0.00	0.00	898.33
07/12/2017	null	TRANSFER	Cash at / 60400/AN	0.00	4,143.75	0.00
			Sentinel / 23800/\$-	0.00	0.00	4,143.75
06/12/2017	null	TRANSFER	Cash at / 60400/AN	0.00	2,083.33	0.00
			\$-T0011 - / 23800/\$-	0.00	0.00	2,083.33
06/12/2017	null	TFR 620124	ANZ / 60400/AN	0.00	2,983.00	0.00
			Cash at / 60400/AN	0.00	0.00	2,983.00
05/12/2017	null	TFR 953488	ANZ / 60400/AN	0.00	8,482.00	0.00
			Cash at / 60400/AN	0.00	0.00	8,482.00
05/12/2017	null	TRANSFER	Cash at / 60400/AN	0.00	1,275.00	0.00
			Sentinel / 23800/\$-	0.00	0.00	1,275.00
05/12/2017	null	TRANSFER				

Date	Reference	Description	Account	Unit	Debit	Credit
			Cash at / 60400/AN	0.00	1,708.33	0.00
			Sentinel / 23800/\$-	0.00	0.00	1,708.33
05/12/2017		TFR 609980 TO	Cash at / 60400/AN	0.00	0.00	833.33
			Pension / 94930	0.00	833.33	0.00
04/12/2017	null	TRANSFER	Cash at / 60400/AN	0.00	291.67	0.00
			Sentinel / 23800/\$-	0.00	0.00	291.67
04/12/2017	null	TRANSFER	Cash at / 60400/AN	0.00	791.67	0.00
			Sentinel / 23800/\$-	0.00	0.00	791.67
04/12/2017	null	TRANSFER	Cash at / 60400/AN	0.00	8,216.34	0.00
			Sentinel / 23800/\$-	0.00	0.00	8,216.34
30/11/2017	null	CREDIT	Cash at / 60400/AN	0.00	15.65	0.00
			Cash at / 25000/AN	0.00	0.00	15.65
30/11/2017	null	TFR 301500	ANZ / 60400/AN	0.00	2,154.00	0.00
			Cash at / 60400/AN	0.00	0.00	2,154.00
30/11/2017	null	CREDIT	ANZ / 60400/AN	0.00	60.80	0.00
			ANZ / 25000/AN	0.00	0.00	60.80
29/11/2017	null	TRANSFER	Cash at / 60400/AN	0.00	1,004.17	0.00
			Sentinel / 23800/\$-	0.00	0.00	1,004.17
27/11/2017	null	TRANSFER	Cash at / 60400/AN	0.00	1,150.00	0.00
			Sentinel / 23800/\$-	0.00	0.00	1,150.00
24/11/2017	009	Record 110,455	Sentinel / 78400/\$-	110,455.00	131,000.00	0.00
			Sentinel / 23800/\$-	0.00	0.00	131,000.00
23/11/2017	null	TFR 261597	ANZ / 60400/AN	0.00	8,077.00	0.00
			Cash at / 60400/AN	0.00	0.00	8,077.00
22/11/2017		TFR 752052 TO	Cash at / 60400/AN	0.00	0.00	1,666.67
			Pension / 94930	0.00	1,666.67	0.00
20/11/2017	null	TRANSFER				

Date	Reference	Description	Account	Unit	Debit	Credit
			Cash at / 60400/AN	0.00	1,000.00	0.00
			Sentinel / 23800/\$-	0.00	0.00	1,000.00
20/11/2017	null	TRANSFER	Cash at / 60400/AN	0.00	6,480.86	0.00
			Sentinel / 23800/\$-	0.00	0.00	6,480.86
16/11/2017	null	TRANSFER	Cash at / 60400/AN	0.00	395.83	0.00
			Sentinel / 23800/\$-	0.00	0.00	395.83
16/11/2017	null	TRANSFER	Cash at / 60400/AN	0.00	1,866.67	0.00
			Sentinel / 23800/\$-	0.00	0.00	1,866.67
16/11/2017	null	TFR 792048	ANZ / 60400/AN	0.00	912.00	0.00
			Cash at / 60400/AN	0.00	0.00	912.00
15/11/2017			Cash at / 60400/AN	0.00	0.00	200,000.00
			Investment / 94910	0.00	200,000.00	0.00
14/11/2017		TFR 445977	Cash at / 60400/AN	0.00	24,000.00	0.00
			(Contributi / 24200/SH	0.00	0.00	24,000.00
14/11/2017		TFR 445754	Cash at / 60400/AN	0.00	25,000.00	0.00
			(Contributi / 24200/SH	0.00	0.00	25,000.00
14/11/2017		System	Profit/Loss / 49000	0.00	21,250.00	0.00
			(Contributi / 53800/SH	0.00	3,750.00	0.00
			(Contributi / 52420/SH	0.00	0.00	25,000.00
14/11/2017		System	Profit/Loss / 49000	0.00	20,400.00	0.00
			(Contributi / 53800/SH	0.00	3,600.00	0.00
			(Contributi / 52420/SH	0.00	0.00	24,000.00
13/11/2017	null	TFR 711749 TO	ANZ / 60400/AN	0.00	0.00	131,256.00
			Cash at / 60400/AN	0.00	131,256.00	0.00
13/11/2017	null	TRANSFER	Cash at / 60400/AN	0.00	5,250.00	0.00
			Sentinel / 23800/\$-	0.00	0.00	5,250.00
13/11/2017	null	TRANSFER	Cash at / 60400/AN	0.00	11,875.00	0.00

Date	Reference	Description	Account	Unit	Debit	Credit
			SENTINEL / 23800/\$-		0.00	11,875.00
13/11/2017		TFR 711269 TO	Cash at / 60400/AN		0.00	833.33
			Pension / 94930		0.00	833.33
						0.00
10/11/2017	null	TRANSFER	Cash at / 60400/AN		0.00	468.75
			Sentinel / 23800/\$-		0.00	468.75
09/11/2017			Cash at / 60400/AN		0.00	151,500.00
			Sentinel / 78400/\$-	150,000.00	151,500.00	0.00
09/11/2017			Cash at / 60400/AN		0.00	242,400.00
			Sentinel / 78400/\$-	240,000.00	242,400.00	0.00
09/11/2017	null	TRANSFER	Cash at / 60400/AN		0.00	1,020.83
			Sentinel / 23800/\$-		0.00	1,020.83
09/11/2017	null	TRANSFER	Cash at / 60400/AN		0.00	2,041.67
			Sentinel / 23800/\$-		0.00	2,041.67
07/11/2017	null	TRANSFER	Cash at / 60400/AN		0.00	898.33
			Sentinel / 23800/\$-		0.00	898.33
07/11/2017	null	TRANSFER	Cash at / 60400/AN		0.00	4,143.75
			Sentinel / 23800/\$-		0.00	4,143.75
07/11/2017	null	TFR 504867	ANZ / 60400/AN		0.00	10,400.00
			Cash at / 60400/AN		0.00	10,400.00
07/11/2017	null	TFR 505506 TO	ANZ / 60400/AN		0.00	833.00
			Cash at / 60400/AN		0.00	833.00
07/11/2017	null	TFR 505062 TO	ANZ / 60400/AN		0.00	393,900.00
			Cash at / 60400/AN		0.00	393,900.00
06/11/2017	null	TRANSFER	Cash at / 60400/AN		0.00	291.67
			Sentinel / 23800/\$-		0.00	291.67
06/11/2017	null	TRANSFER	Cash at / 60400/AN		0.00	1,275.00

Date	Reference	Description	Account	Unit	Debit	Credit
			Sentinel / 23800/\$-	0.00	0.00	1,275.00
06/11/2017	null	TRANSFER	Cash at / 60400/AN	0.00	1,708.33	0.00
			Sentinel / 23800/\$-	0.00	0.00	1,708.33
06/11/2017	null	TRANSFER	Cash at / 60400/AN	0.00	2,083.33	0.00
			\$/T0011 - / 23800/\$-	0.00	0.00	2,083.33
03/11/2017	null	TRANSFER	Cash at / 60400/AN	0.00	6,216.34	0.00
			Sentinel / 23800/\$-	0.00	0.00	6,216.34
03/11/2017	null	TFR 883618	ANZ / 60400/AN	0.00	7,008.00	0.00
			Cash at / 60400/AN	0.00	0.00	7,008.00
02/11/2017	null	TRANSFER	Cash at / 60400/AN	0.00	791.67	0.00
			Sentinel / 23800/\$-	0.00	0.00	791.67
31/10/2017	null	CREDIT	Cash at / 60400/AN	0.00	0.00	0.12
			Cash at / 25000/AN	0.00	0.00	0.12
31/10/2017	null	TFR 986991	ANZ / 60400/AN	0.00	1,215.00	0.00
			Cash at / 60400/AN	0.00	0.00	1,215.00
31/10/2017	null	CREDIT	ANZ / 60400/AN	0.00	206.92	0.00
			ANZ / 25000/AN	0.00	0.00	206.92
30/10/2017	null	TRANSFER	Cash at / 60400/AN	0.00	1,004.17	0.00
			Sentinel / 23800/\$-	0.00	0.00	1,004.17
27/10/2017	null		Cash at / 60400/AN	0.00	0.00	2,989.00
			Income / 85000	0.00	2,989.00	0.00
27/10/2017	null	TFR 421112	ANZ / 60400/AN	0.00	19,000.00	0.00
			Cash at / 60400/AN	0.00	0.00	19,000.00
27/10/2017	null	TRANSFER	Cash at / 60400/AN	0.00	1,150.00	0.00
			Sentinel / 23800/\$-	0.00	0.00	1,150.00
27/10/2017		TRANSFER	Cash at / 60400/AN	0.00	18,000.00	0.00

Date	Reference	Description	Account	Unit	Debit	Credit
			Sentinel / 23800/\$-	0.00	0.00	18,000.00
27/10/2017			Cash at / 60400/AN	0.00	0.00	254.00
			Administra / 30200	0.00	254.00	0.00
26/10/2017	null	TFR 541698 TO ANZ	/ 60400/AN	0.00	0.00	3,300.00
			Cash at / 60400/AN	0.00	3,300.00	0.00
23/10/2017	null	TFR 978732 TO ANZ	/ 60400/AN	0.00	0.00	4.09
			Cash at / 60400/AN	0.00	4.09	0.00
23/10/2017	null	TFR 494870 TO ANZ	/ 60400/AN	0.00	0.00	25,000.00
			Cash at / 60400/AN	0.00	25,000.00	0.00
23/10/2017		TFR 898767 TO	Cash at / 60400/AN	0.00	0.00	1,666.67
			Pension / 94930	0.00	1,666.67	0.00
23/10/2017		TFR 495916 TO	Cash at / 60400/AN	0.00	0.00	25,000.00
			Investment / 94910	0.00	25,000.00	0.00
20/10/2017		TRANSFER	Cash at / 60400/AN	0.00	4,822.80	0.00
			Sentinel / 23800/\$-	0.00	0.00	4,822.80
20/10/2017	null	TFR 618254	ANZ / 60400/AN	0.00	5,156.13	0.00
			Cash at / 60400/AN	0.00	0.00	5,156.13
20/10/2017	null	TFR 429895	ANZ / 60400/AN	0.00	6,408.38	0.00
			Cash at / 60400/AN	0.00	0.00	6,408.38
19/10/2017	null	TRANSFER	Cash at / 60400/AN	0.00	4,354.17	0.00
			Sentinel / 23800/\$-	0.00	0.00	4,354.17
19/10/2017	null	TRANSFER	Cash at / 60400/AN	0.00	791.67	0.00
			Sentinel / 23800/\$-	0.00	0.00	791.67
19/10/2017	null	TRANSFER	Cash at / 60400/AN	0.00	1,000.00	0.00
			Sentinel / 23800/\$-	0.00	0.00	1,000.00
16/10/2017	null	TRANSFER	Cash at / 60400/AN	0.00	395.83	0.00

Date	Reference	Description	Account	Unit	Debit	Credit
			Sentinel / 23800/\$-	0.00	0.00	395.83
16/10/2017	null	TRANSFER	Cash at / 60400/AN	0.00	1,866.67	0.00
			Sentinel / 23800/\$-	0.00	0.00	1,866.67
16/10/2017	null	TFR 676464	ANZ / 60400/AN	0.00	17,594.00	0.00
			Cash at / 60400/AN	0.00	0.00	17,594.00
13/10/2017	null	TRANSFER	Cash at / 60400/AN	0.00	11,875.00	0.00
			SENTINEL / 23800/\$-	0.00	0.00	11,875.00
12/10/2017	null	TRANSFER	Cash at / 60400/AN	0.00	5,250.00	0.00
			Sentinel / 23800/\$-	0.00	0.00	5,250.00
11/10/2017	null	TRANSFER	Cash at / 60400/AN	0.00	468.75	0.00
			Sentinel / 23800/\$-	0.00	0.00	468.75
10/10/2017	null	TFR 989217	ANZ / 60400/AN	0.00	8,105.00	0.00
			Cash at / 60400/AN	0.00	0.00	8,105.00
09/10/2017	null	TRANSFER	Cash at / 60400/AN	0.00	1,020.83	0.00
			Sentinel / 23800/\$-	0.00	0.00	1,020.83
09/10/2017	null	TRANSFER	Cash at / 60400/AN	0.00	2,041.67	0.00
			Sentinal / 23800/\$-	0.00	0.00	2,041.67
09/10/2017	null	TRANSFER	Cash at / 60400/AN	0.00	4,143.75	0.00
			Sentinel / 23800/\$-	0.00	0.00	4,143.75
09/10/2017	null	TFR 834935	ANZ / 60400/AN	0.00	5,525.00	0.00
			Cash at / 60400/AN	0.00	0.00	5,525.00
09/10/2017	null	TRANSFER	Cash at / 60400/AN	0.00	898.33	0.00
			Sentinel / 23800/\$-	0.00	0.00	898.33
06/10/2017	null	TRANSFER	Cash at / 60400/AN	0.00	2,083.33	0.00
			\$-T0011 - / 23800/\$-	0.00	0.00	2,083.33
05/10/2017	null	TRANSFER	Cash at / 60400/AN	0.00	1,275.00	0.00

Date	Reference	Description	Account	Unit	Debit	Credit
			Sentinel / 23800/\$-	0.00	0.00	1,275.00
05/10/2017	null	TRANSFER	Cash at / 60400/AN	0.00	1,708.33	0.00
			Sentinel / 23800/\$-	0.00	0.00	1,708.33
05/10/2017		TFR 192981 TO	Cash at / 60400/AN	0.00	0.00	833.33
			Pension / 94930	0.00	833.33	0.00
04/10/2017	null	TFR 970571	ANZ / 60400/AN	0.00	126,975.00	0.00
			Cash at / 60400/AN	0.00	0.00	126,975.00
04/10/2017	null	Return Of	Investment / 94910	0.00	20,000.00	0.00
			Sentinel / 78400/\$-	0.00	0.00	20,000.00
04/10/2017	null	TRANSFER	Cash at / 60400/AN	0.00	291.67	0.00
			Sentinel / 23800/\$-	0.00	0.00	291.67
04/10/2017		TRANSFER	Cash at / 60400/AN	0.00	48,206.86	0.00
			Sentinel / 23800/\$-	0.00	0.00	28,206.86
			Investment / 94910	0.00	0.00	20,000.00
04/10/2017	null	TRANSFER	Cash at / 60400/AN	0.00	72,760.00	0.00
			Sentinel / 23800/\$-	0.00	0.00	72,760.00
03/10/2017	null	TRANSFER	Cash at / 60400/AN	0.00	791.67	0.00
			Sentinel / 23800/\$-	0.00	0.00	791.67
03/10/2017	null	TRANSFER	Cash at / 60400/AN	0.00	6,216.34	0.00
			Sentinel / 23800/\$-	0.00	0.00	6,216.34
02/10/2017	null	TFR 525117	ANZ / 60400/AN	0.00	2,159.00	0.00
			Cash at / 60400/AN	0.00	0.00	2,159.00
29/09/2017	null	TRANSFER	Cash at / 60400/AN	0.00	1,004.17	0.00
			Sentinel / 23800/\$-	0.00	0.00	1,004.17
29/09/2017	null	CREDIT	Cash at / 60400/AN	0.00	5.43	0.00
			Cash at / 25000/AN	0.00	0.00	5.43
29/09/2017	null	CREDIT				

Date	Reference	Description	Account	Unit	Debit	Credit
			ANZ / 60400/AN	0.00	51.01	0.00
			ANZ / 25000/AN	0.00	0.00	51.01
29/09/2017	001	To Record	Investment / 94910	0.00	0.00	200,000.00
			Sentinel / 78400/\$-	168,634.00	200,000.00	0.00
28/09/2017	08	To record WES	Wesfarmer / 23900/W	0.00	0.00	103.20
			Wesfarmer / 77600/W	3.00	103.20	0.00
27/09/2017	null	TRANSFER	Cash at / 60400/AN	0.00	1,150.00	0.00
			Sentinel / 23800/\$-	0.00	0.00	1,150.00
26/09/2017	null	TFR 692332	ANZ / 60400/AN	0.00	274,000.00	0.00
			Cash at / 60400/AN	0.00	0.00	274,000.00
25/09/2017	null	TRANSFER	Cash at / 60400/AN	0.00	274,000.00	0.00
			Sentinel / 23800/\$-	0.00	0.00	274,000.00
25/09/2017	null	TFR 595713	ANZ / 60400/AN	0.00	60,000.00	0.00
			Cash at / 60400/AN	0.00	0.00	60,000.00
22/09/2017		TRANSFER	Cash at / 60400/AN	0.00	60,000.00	0.00
			Sentinel / 78400/\$-	(60,000.00)	0.00	60,000.00
22/09/2017		TFR 828141 TO	Cash at / 60400/AN	0.00	0.00	1,666.67
			Pension / 94930	0.00	1,666.67	0.00
22/09/2017	null	TFR 189703	ANZ / 60400/AN	0.00	4,802.00	0.00
			Cash at / 60400/AN	0.00	0.00	4,802.00
22/09/2017		Unrealised Gain	Changes in / 24700	0.00	2,400.00	0.00
			Sentinel / 78400/\$-	0.00	0.00	2,400.00
21/09/2017			Cash at / 60400/AN	0.00	0.00	180,000.00
			Investment / 94910	0.00	180,000.00	0.00
21/09/2017	null	TFR 524977 TO	ANZ / 60400/AN	0.00	0.00	180,000.00
			Cash at / 60400/AN	0.00	180,000.00	0.00
20/09/2017		TRANSFER				

Date	Reference	Description	Account	Unit	Debit	Credit
			Cash at / 60400/AN	0.00	2,468.40	0.00
			St Magnus / 76000/\$-	(1.00)	0.00	745.99
			Changes in / 24700	0.00	0.00	1,722.41
20/09/2017		TRANSFER	Cash at / 60400/AN	0.00	4,000.00	0.00
			Sentinel / 23800/\$-	0.00	0.00	4,000.00
20/09/2017		Unrealised Gain	St Magnus / 76000/\$-	0.00	8,744.17	0.00
			Changes in / 24700	0.00	0.00	8,744.17
19/09/2017	null	TFR 843816	ANZ / 60400/AN	0.00	62,262.00	0.00
			Cash at / 60400/AN	0.00	0.00	62,262.00
19/09/2017	null	TRANSFER	Cash at / 60400/AN	0.00	791.67	0.00
			Sentinel / 23800/\$-	0.00	0.00	791.67
19/09/2017	null	TRANSFER	Cash at / 60400/AN	0.00	1,000.00	0.00
			Sentinel / 23800/\$-	0.00	0.00	1,000.00
19/09/2017	null	TRANSFER	Cash at / 60400/AN	0.00	4,354.17	0.00
			Sentinel / 23800/\$-	0.00	0.00	4,354.17
19/09/2017	null	TFR 144125	ANZ / 60400/AN	0.00	6,146.00	0.00
			Cash at / 60400/AN	0.00	0.00	6,146.00
18/09/2017		TRANSFER	Cash at / 60400/AN	0.00	60,000.00	0.00
			Sentinel / 78400/\$-	(60,000.00)	0.00	60,000.00
18/09/2017		Unrealised Gain	Changes in / 24700	0.00	2,400.00	0.00
			Sentinel / 78400/\$-	0.00	0.00	2,400.00
18/09/2017	002	To Record	Investment / 94910	0.00	0.00	118,000.00
			Sentinel / 78400/\$-	100,000.00	118,600.00	0.00
			Sundry / 88000	0.00	0.00	600.00
18/09/2017	null	TRANSFER	Cash at / 60400/AN	0.00	395.83	0.00
			Sentinel / 23800/\$-	0.00	0.00	395.83
18/09/2017	null	TRANSFER	Cash at / 60400/AN	0.00	1,866.67	0.00

Date	Reference	Description	Account	Unit	Debit	Credit
			Sentinel / 23800/\$-	0.00	0.00	1,866.67
14/09/2017		TFR 960292 TO	Cash at / 60400/AN	0.00	0.00	18,000.00
			Investment / 94910	0.00	18,000.00	0.00
14/09/2017	null	TFR 965024	ANZ / 60400/AN	0.00	39,587.00	0.00
			Cash at / 60400/AN	0.00	0.00	39,587.00
13/09/2017	null	TRANSFER	Cash at / 60400/AN	0.00	11,875.00	0.00
			SENTINEL / 23800/\$-	0.00	0.00	11,875.00
13/09/2017		TFR 319804 TO	Cash at / 60400/AN	0.00	0.00	25,000.00
			Investment / 94910	0.00	25,000.00	0.00
13/09/2017		TRANSFER	Cash at / 60400/AN	0.00	5,369.78	0.00
			Sentinel / 61800/\$-	0.00	0.00	5,370.00
			Bank / 31500	0.00	0.00	0.22
12/09/2017	null	TRANSFER	Cash at / 60400/AN	0.00	5,250.00	0.00
			Sentinel / 23800/\$-	0.00	0.00	5,250.00
12/09/2017		TRANSFER	Cash at / 60400/AN	0.00	60,000.00	0.00
			Sentinel / 78400/\$-	(60,000.00)	0.00	60,000.00
12/09/2017		Unrealised Gain	Changes in / 24700	0.00	2,400.00	0.00
			Sentinel / 78400/\$-	0.00	0.00	2,400.00
11/09/2017	null	TRANSFER	Cash at / 60400/AN	0.00	1,020.83	0.00
			Sentinel / 23800/\$-	0.00	0.00	1,020.83
11/09/2017	null	TFR 708868 TO	ANZ / 60400/AN	0.00	0.00	15,700.00
			Cash at / 60400/AN	0.00	15,700.00	0.00
11/09/2017	null	TRANSFER	Cash at / 60400/AN	0.00	1,708.33	0.00
			Sentinel / 23800/\$-	0.00	0.00	1,708.33
11/09/2017		TFR 834860 TO	Cash at / 60400/AN	0.00	0.00	25,000.00
			Investment / 94910	0.00	25,000.00	0.00
11/09/2017	null	TRANSFER				

Date	Reference	Description	Account	Unit	Debit	Credit
			Cash at / 60400/AN	0.00	2,041.67	0.00
			Sentinal / 23800/\$-	0.00	0.00	2,041.67
11/09/2017	null	TRANSFER	Cash at / 60400/AN	0.00	4,143.75	0.00
			Sentinel / 23800/\$-	0.00	0.00	4,143.75
11/09/2017		TFR 709193 TO	Cash at / 60400/AN	0.00	0.00	25,000.00
			Investment / 94910	0.00	25,000.00	0.00
11/09/2017		TFR 969035 TO	Cash at / 60400/AN	0.00	0.00	25,000.00
			Investment / 94910	0.00	25,000.00	0.00
11/09/2017	null	TFR 834534 TO	ANZ / 60400/AN	0.00	0.00	24,100.00
			Cash at / 60400/AN	0.00	24,100.00	0.00
11/09/2017	null	TRANSFER	Cash at / 60400/AN	0.00	468.75	0.00
			Sentinel / 23800/\$-	0.00	0.00	468.75
11/09/2017		TFR 968628 TO	ANZ / 60400/AN	0.00	0.00	25,000.00
			Cash at / 60400/AN	0.00	25,000.00	0.00
07/09/2017	null	TRANSFER	Cash at / 60400/AN	0.00	898.33	0.00
			Sentinel / 23800/\$-	0.00	0.00	898.33
06/09/2017		TRANSFER	Cash at / 60400/AN	0.00	2,280.33	0.00
			\$-T0011 - / 61800/\$-	0.00	0.00	2,280.33
06/09/2017		TRANSFER	Cash at / 60400/AN	0.00	9,320.43	0.00
			Sentinel / 61800/\$-	0.00	0.00	9,320.00
			Bank / 31500	0.00	0.00	0.43
06/09/2017	null	TFR 126286	ANZ / 60400/AN	0.00	13,684.00	0.00
			Cash at / 60400/AN	0.00	0.00	13,684.00
06/09/2017	null	TRANSFER	Cash at / 60400/AN	0.00	2,083.33	0.00
			\$-T0011 - / 23800/\$-	0.00	0.00	2,083.33
05/09/2017	null	TRANSFER	Cash at / 60400/AN	0.00	1,275.00	0.00
			Sentinel / 23800/\$-	0.00	0.00	1,275.00

Date	Reference	Description	Account	Unit	Debit	Credit
05/09/2017	null	TRANSFER	Cash at / 60400/AN	0.00	1,708.33	0.00
			Sentinel / 23800/\$-	0.00	0.00	1,708.33
05/09/2017	null	TRANSFER	Cash at / 60400/AN	0.00	10,410.99	0.00
			Sentinel / 61800/\$-	0.00	0.00	10,410.99
05/09/2017		TFR 777995 TO	Cash at / 60400/AN	0.00	0.00	833.33
			Pension / 94930	0.00	833.33	0.00
05/09/2017	null	TFR 888969	ANZ / 60400/AN	0.00	6,467.00	0.00
			Cash at / 60400/AN	0.00	0.00	6,467.00
05/09/2017	null	TFR 336864	ANZ / 60400/AN	0.00	13,384.00	0.00
			Cash at / 60400/AN	0.00	0.00	13,384.00
04/09/2017	null	TRANSFER	Cash at / 60400/AN	0.00	291.67	0.00
			Sentinel / 23800/\$-	0.00	0.00	291.67
04/09/2017	null	TRANSFER	Cash at / 60400/AN	0.00	791.67	0.00
			Sentinel / 23800/\$-	0.00	0.00	791.67
04/09/2017	null	TRANSFER	Cash at / 60400/AN	0.00	6,216.34	0.00
			Sentinel / 23800/\$-	0.00	0.00	6,216.34
01/09/2017		TFR 476231 TO	Cash at / 60400/AN	0.00	0.00	100,000.00
			"Parklane" / 78400/ZZ	100,000.00	100,000.00	0.00
01/09/2017	null	TFR 477725	ANZ / 60400/AN	0.00	41,154.00	0.00
			Cash at / 60400/AN	0.00	0.00	41,154.00
01/09/2017		Unrealised Gain	Changes in / 24700	0.00	5,600.00	0.00
			Sentinel / 78400/\$-	0.00	0.00	5,600.00
01/09/2017		TRANSFER	Cash at / 60400/AN	0.00	140,000.00	0.00
			Sentinel / 78400/\$-	(140,000.00)	0.00	140,000.00
31/08/2017	null	CREDIT	Cash at / 60400/AN	0.00	0.00	0.15
			Cash at / 25000/AN	0.00	0.00	0.15

Date	Reference	Description	Account	Unit	Debit	Credit
31/08/2017	null	CREDIT	ANZ / 60400/AN	0.00	27.41	0.00
			ANZ / 25000/AN	0.00	0.00	27.41
29/08/2017	null	TRANSFER	Cash at / 60400/AN	0.00	1,004.17	0.00
			Sentinel / 23800/\$-	0.00	0.00	1,004.17
29/08/2017		TFR 713399 TO	Cash at / 60400/AN	0.00	0.00	20,000.00
			Investment / 94910	0.00	20,000.00	0.00
29/08/2017	null	TFR 712352 TO	ANZ / 60400/AN	0.00	0.00	19,000.00
			Cash at / 60400/AN	0.00	19,000.00	0.00
28/08/2017	null	TRANSFER	Cash at / 60400/AN	0.00	1,150.00	0.00
			Sentinel / 23800/\$-	0.00	0.00	1,150.00
23/08/2017	null	TFR 450976	ANZ / 60400/AN	0.00	9,950.00	0.00
			Cash at / 60400/AN	0.00	0.00	9,950.00
22/08/2017		TFR 669832 TO	Cash at / 60400/AN	0.00	0.00	1,666.67
			Pension / 94930	0.00	1,666.67	0.00
21/08/2017	null	TRANSFER	Cash at / 60400/AN	0.00	1,000.00	0.00
			Sentinel / 23800/\$-	0.00	0.00	1,000.00
21/08/2017	null	TRANSFER	Cash at / 60400/AN	0.00	4,000.00	0.00
			Sentinel / 23800/\$-	0.00	0.00	4,000.00
21/08/2017	null	TRANSFER	Cash at / 60400/AN	0.00	4,354.17	0.00
			Sentinel / 23800/\$-	0.00	0.00	4,354.17
17/08/2017	null	TRANSFER	Cash at / 60400/AN	0.00	1,866.67	0.00
			Sentinel / 23800/\$-	0.00	0.00	1,866.67
17/08/2017	null	TRANSFER	Cash at / 60400/AN	0.00	395.83	0.00
			Sentinel / 23800/\$-	0.00	0.00	395.83
14/08/2017	null	TRANSFER	Cash at / 60400/AN	0.00	5,250.00	0.00
			Sentinel / 23800/\$-	0.00	0.00	5,250.00

Date	Reference	Description	Account	Unit	Debit	Credit
14/08/2017	null	TRANSFER	Cash at / 60400/AN	0.00	11,875.00	0.00
			SENTINEL / 23800/\$-	0.00	0.00	11,875.00
14/08/2017	null	TFR 328093	ANZ / 60400/AN	0.00	1,471.00	0.00
			Cash at / 60400/AN	0.00	0.00	1,471.00
14/08/2017	null	TFR 561989	ANZ / 60400/AN	0.00	17,125.00	0.00
			Cash at / 60400/AN	0.00	0.00	17,125.00
11/08/2017	null	TRANSFER	Cash at / 60400/AN	0.00	1,002.11	0.00
			Sentinel / 23800/\$-	0.00	0.00	1,002.11
10/08/2017	null	TRANSFER	Cash at / 60400/AN	0.00	468.75	0.00
			Sentinel / 23800/\$-	0.00	0.00	468.75
10/08/2017	null	TFR 421531	ANZ / 60400/AN	0.00	4,771.00	0.00
			Cash at / 60400/AN	0.00	0.00	4,771.00
09/08/2017	null	TRANSFER	Cash at / 60400/AN	0.00	1,020.83	0.00
			Sentinel / 23800/\$-	0.00	0.00	1,020.83
09/08/2017	null	TRANSFER	Cash at / 60400/AN	0.00	1,708.33	0.00
			Sentinel / 23800/\$-	0.00	0.00	1,708.33
09/08/2017	null	TRANSFER	Cash at / 60400/AN	0.00	2,041.67	0.00
			Sentinal / 23800/\$-	0.00	0.00	2,041.67
08/08/2017	null	TFR 825509	ANZ / 60400/AN	0.00	10,108.00	0.00
			Cash at / 60400/AN	0.00	0.00	10,108.00
07/08/2017	null	TFR 673592	ANZ / 60400/AN	0.00	6,467.00	0.00
			Cash at / 60400/AN	0.00	0.00	6,467.00
07/08/2017		TFR 608046 TO	Cash at / 60400/AN	0.00	0.00	833.33
			Pension / 94930	0.00	833.33	0.00
07/08/2017	null	TRANSFER	Cash at / 60400/AN	0.00	898.33	0.00
			Sentinel / 23800/\$-	0.00	0.00	898.33

Date	Reference	Description	Account	Unit	Debit	Credit
07/08/2017	null	TRANSFER	Cash at / 60400/AN	0.00	1,275.00	0.00
			Sentinel / 23800/\$-	0.00	0.00	1,275.00
07/08/2017	null	TRANSFER	Cash at / 60400/AN	0.00	1,708.33	0.00
			Sentinel / 23800/\$-	0.00	0.00	1,708.33
07/08/2017	null	TRANSFER	Cash at / 60400/AN	0.00	2,083.33	0.00
			\$-T0011 - / 23800/\$-	0.00	0.00	2,083.33
07/08/2017	null	TRANSFER	Cash at / 60400/AN	0.00	4,143.75	0.00
			Sentinel / 23800/\$-	0.00	0.00	4,143.75
04/08/2017	null	TRANSFER	Cash at / 60400/AN	0.00	291.67	0.00
			Sentinel / 23800/\$-	0.00	0.00	291.67
03/08/2017	null	TRANSFER	Cash at / 60400/AN	0.00	6,216.34	0.00
			Sentinel / 23800/\$-	0.00	0.00	6,216.34
02/08/2017	null	TRANSFER	Cash at / 60400/AN	0.00	791.67	0.00
			Sentinel / 23800/\$-	0.00	0.00	791.67
01/08/2017	null	TFR 895454 TO	Cash at / 60400/AN	0.00	0.00	275.00
			Accountan / 30100	0.00	275.00	0.00
01/08/2017	null	TFR 898681	ANZ / 60400/AN	0.00	729.00	0.00
			Cash at / 60400/AN	0.00	0.00	729.00
31/07/2017	null	CREDIT	ANZ / 60400/AN	0.00	5.51	0.00
			ANZ / 25000/AN	0.00	0.00	5.51
31/07/2017	null	TRANSFER	Cash at / 60400/AN	0.00	1,004.17	0.00
			Sentinel / 23800/\$-	0.00	0.00	1,004.17
31/07/2017	null		Cash at / 60400/AN	0.00	0.00	25,000.00
			Sundry / 88000	0.00	25,000.00	0.00
31/07/2017	null	CREDIT	Cash at / 60400/AN	0.00	0.00	0.08
			Cash at / 25000/AN	0.00	0.00	0.08

Date	Reference	Description	Account	Unit	Debit	Credit
31/07/2017	null	TFR 231076 TO	ANZ / 60400/AN	0.00	0.00	25,000.00
			Cash at / 60400/AN	0.00	25,000.00	0.00
28/07/2017		TRANSFER	Cash at / 60400/AN	0.00	60,000.00	0.00
			Sentinel / 78400/\$-	(60,000.00)	0.00	60,000.00
28/07/2017	null	TFR 244331	ANZ / 60400/AN	0.00	61,150.00	0.00
			Cash at / 60400/AN	0.00	0.00	61,150.00
28/07/2017		Unrealised Gain	Changes in / 24700	0.00	2,400.00	0.00
			Sentinel / 78400/\$-	0.00	0.00	2,400.00
27/07/2017	null	TRANSFER	Cash at / 60400/AN	0.00	1,150.00	0.00
			Sentinel / 23800/\$-	0.00	0.00	1,150.00
27/07/2017	null		Cash at / 60400/AN	0.00	0.00	3,643.00
			Income / 85000	0.00	3,643.00	0.00
25/07/2017		TFR 798566	Cash at / 60400/AN	0.00	1,000.00	0.00
			(Contributi / 24200/SH	0.00	0.00	1,000.00
25/07/2017	null	TFR 797063 TO	ANZ / 60400/AN	0.00	0.00	956.00
			Cash at / 60400/AN	0.00	956.00	0.00
25/07/2017		System	Profit/Loss / 49000	0.00	850.00	0.00
			(Contributi / 53800/SH	0.00	150.00	0.00
			(Contributi / 52420/SH	0.00	0.00	1,000.00
24/07/2017		TFR 414411 TO	Cash at / 60400/AN	0.00	0.00	1,666.67
			Pension / 94930	0.00	1,666.67	0.00
21/07/2017	null		Cash at / 60400/AN	0.00	0.00	25,000.00
			Sundry / 88000	0.00	25,000.00	0.00
21/07/2017	null	TFR 151954 TO	ANZ / 60400/AN	0.00	0.00	19,000.00
			Cash at / 60400/AN	0.00	19,000.00	0.00
20/07/2017	null	TRANSFER	Cash at / 60400/AN	0.00	4,000.00	0.00

Date	Reference	Description	Account	Unit	Debit	Credit
			Sentinel / 23800/\$-	0.00	0.00	4,000.00
19/07/2017	null	TRANSFER	Cash at / 60400/AN	0.00	1,000.00	0.00
			Sentinel / 23800/\$-	0.00	0.00	1,000.00
19/07/2017		TRANSFER	Cash at / 60400/AN	0.00	4,354.17	0.00
			Sentinel / 61800/\$-	0.00	0.00	4,354.17
18/07/2017	null	TFR 737778	ANZ / 60400/AN	0.00	2,263.00	0.00
			Cash at / 60400/AN	0.00	0.00	2,263.00
17/07/2017	null	TRANSFER	Cash at / 60400/AN	0.00	1,866.67	0.00
			Sentinel / 23800/\$-	0.00	0.00	1,866.67
17/07/2017	null	TRANSFER	Cash at / 60400/AN	0.00	395.83	0.00
			Sentinel / 23800/\$-	0.00	0.00	395.83
14/07/2017	null	TFR 968903	ANZ / 60400/AN	0.00	11,982.00	0.00
			Cash at / 60400/AN	0.00	0.00	11,982.00
13/07/2017		TRANSFER	Cash at / 60400/AN	0.00	107.52	0.00
			SENTINEL / 25000/\$-	0.00	0.00	107.52
13/07/2017		TRANSFER	Cash at / 60400/AN	0.00	11,875.00	0.00
			SENTINEL / 61800/\$-	0.00	0.00	11,875.00
13/07/2017	null	TFR 256619	ANZ / 60400/AN	0.00	5,250.00	0.00
			Cash at / 60400/AN	0.00	0.00	5,250.00
12/07/2017	null	TRANSFER	Cash at / 60400/AN	0.00	5,250.00	0.00
			Sentinel / 23800/\$-	0.00	0.00	5,250.00
11/07/2017	null		Cash at / 60400/AN	0.00	0.00	22,000.00
			Sundry / 88000	0.00	22,000.00	0.00
11/07/2017	null	TFR 911257 TO	ANZ / 60400/AN	0.00	0.00	16,760.00
			Cash at / 60400/AN	0.00	16,760.00	0.00
10/07/2017	null	TRANSFER	Cash at / 60400/AN	0.00	1,020.83	0.00

Date	Reference	Description	Account	Unit	Debit	Credit
			Sentinel / 23800/\$-	0.00	0.00	1,020.83
10/07/2017	null	TRANSFER	Cash at / 60400/AN	0.00	1,708.33	0.00
			Sentinel / 23800/\$-	0.00	0.00	1,708.33
10/07/2017	null	TRANSFER	Cash at / 60400/AN	0.00	2,041.67	0.00
			Sentinel / 23800/\$-	0.00	0.00	2,041.67
10/07/2017	null	TFR 939321	ANZ / 60400/AN	0.00	5,042.00	0.00
			Cash at / 60400/AN	0.00	0.00	5,042.00
10/07/2017	null	TRANSFER	Cash at / 60400/AN	0.00	468.75	0.00
			Sentinel / 23800/\$-	0.00	0.00	468.75
07/07/2017	null	TRANSFER	Cash at / 60400/AN	0.00	898.33	0.00
			Sentinel / 23800/\$-	0.00	0.00	898.33
07/07/2017	null	TRANSFER	Cash at / 60400/AN	0.00	4,143.75	0.00
			Sentinel / 23800/\$-	0.00	0.00	4,143.75
07/07/2017	null	TFR 425400	ANZ / 60400/AN	0.00	2,083.00	0.00
			Cash at / 60400/AN	0.00	0.00	2,083.00
06/07/2017	null	TRANSFER	Cash at / 60400/AN	0.00	2,083.33	0.00
			\$-T0011 - / 23800/\$-	0.00	0.00	2,083.33
06/07/2017	null	TFR 506927	ANZ / 60400/AN	0.00	3,332.00	0.00
			Cash at / 60400/AN	0.00	0.00	3,332.00
05/07/2017		TFR 472424 TO	Cash at / 60400/AN	0.00	0.00	833.33
			Pension / 94930	0.00	833.33	0.00
05/07/2017	null	TRANSFER	Cash at / 60400/AN	0.00	1,275.00	0.00
			Sentinel / 23800/\$-	0.00	0.00	1,275.00
05/07/2017	null	TRANSFER	Cash at / 60400/AN	0.00	1,708.33	0.00
			Sentinel / 23800/\$-	0.00	0.00	1,708.33
04/07/2017	null	TRANSFER	Cash at / 60400/AN	0.00	291.67	0.00

Date	Reference	Description	Account	Unit	Debit	Credit
			Sentinel / 23800/\$-	0.00	0.00	291.67
04/07/2017	null	TFR 996794	ANZ / 60400/AN	0.00	7,008.00	0.00
			Cash at / 60400/AN	0.00	0.00	7,008.00
04/07/2017	null	TFR 997293 TO	ANZ / 60400/AN	0.00	0.00	890.00
			Cash at / 60400/AN	0.00	890.00	0.00
03/07/2017		TRANSFER	Cash at / 60400/AN	0.00	6,216.34	0.00
			Sentinel / 61800/\$-	0.00	0.00	6,216.34
03/07/2017		TRANSFER	Cash at / 60400/AN	0.00	791.67	0.00
			Sentinel / 61800/\$-	0.00	0.00	791.67
01/07/2017		Close Period	(Share of / 53100/SH	0.00	503,081.44	0.00
			(Opening / 50010/SH	0.00	1,794,553.5	0.00
			(Pensions / 54160/SH	0.00	0.00	145,749.21
			(Internal / 57100/SH	0.00	0.00	2,151,885.8
01/07/2017		Close Period	(Share of / 53100/SH	0.00	34,491.04	0.00
			(Pensions / 54160/SH	0.00	0.00	8,550.32
			(Opening / 50010/SH	0.00	0.00	25,940.72
01/07/2017		Close Period	(Contributi / 52420/SH	0.00	82,254.50	0.00
			(Share of / 53100/SH	0.00	4,877.52	0.00
			(Internal / 56100/SH	0.00	2,151,885.8	0.00
			(Income / 53330/SH	0.00	0.00	1,414.42
			(Contributi / 53800/SH	0.00	0.00	5,250.00
			(Opening / 50010/SH	0.00	0.00	2,232,353.4
01/07/2017		Close Period	(Share of / 53100/SH	0.00	577,753.96	0.00
			(Opening / 50010/SH	0.00	2,275,676.0	0.00
			(Pensions / 54160/SH	0.00	0.00	163,809.12
			(Internal / 57100/SH	0.00	0.00	2,689,620.8
01/07/2017		Close Period	(Share of / 53100/SH	0.00	36,233.01	0.00

Date	Reference	Description	Account	Unit	Debit	Credit
			(Pensions / 54160/SH	0.00	0.00	8,970.35
			(Opening / 50010/SH	0.00	0.00	27,262.66
01/07/2017		Close Period	(Contributi / 52420/SH	0.00	82,254.50	0.00
			(Share of / 53100/SH	0.00	4,877.52	0.00
			(Internal / 56100/SH	0.00	2,689,620.8	0.00
			(Income / 53330/SH	0.00	0.00	1,414.43
			(Contributi / 53800/SH	0.00	0.00	5,250.00
			(Opening / 50010/SH	0.00	0.00	2,770,088.4

Create Entries Report

For the period 01 July 2017 to 30 June 2018

Create Entries Financial Year Summary 01 July 2017 - 30 June 2018

Total Profit	Amount
Income	735,368.24
Less Expense	147,319.20
Total Profit	588,049.04

Tax Summary	Amount
Fund Tax Rate	15.00 %
Total Profit	588,049.04
Less Permanent Differences	(343,952.54)
Less Timing Differences	0.00
Less Exempt Pension Income	218,303.00
Less Other Non Taxable Income	(143,499.00)
Less LIC Deductions	0.00
Add SMSF Non Deductible Expenses	1,180.00
Add Other Non Deductible Expenses	0.00
Add Total Franking/Foreign/TFN/FRW Credits	1,673.52
Less Realised Accounting Capital Gains	(802,277.59)
Less Accounting Trust Distributions	1,829,954.42
Add Taxable Trust Distributions	301,699.34
Add Total Net Capital Gains	260,733.35
Less Tax Losses Deducted	0.00
Add SMSF Annual Return Rounding	1.04
Taxable Income	394,808.00
Income Tax on Taxable Income or Loss	59,221.20

Profit/(Loss) Available for Allocation	Amount
Total Available Profit	681,548.04
Franking Credits	1,673.52
TFN Credits	0.00
Foreign Credits	0.00
FRW Credits	0.00
Total	683,221.56

Income Tax Expense Available for Allocation	Amount
Income Tax on Taxable Income or Loss	59,221.20
Member Specific Income Tax	(7,500.00)
Total Income Tax Expense Allocation	51,721.20

Final Segment 1 from 01 July 2017 to 30 June 2018

Pool Name Unsegregated Pool

Total Profit	Amount
Income	735,368.24
Less Expense	147,319.20
Total Profit	588,049.04

Create Entries Summary	Amount
Fund Tax Rate	15.00 %
Total Profit	588,049.04
Less Permanent Differences	(343,952.54)
Less Timing Differences	0.00
Less Exempt Pension Income	218,304.88
Less Other Non Taxable Income	(143,499.00)
Add SMSF Non Deductible Expenses	(3,994.51)
Add Other Non Deductible Expenses	0.00
Add Total Franking/Foreign/TFN/FRW Credits	1,673.52
Less Realised Accounting Capital Gains	(802,277.59)
Less Accounting Trust Distributions	1,829,954.42
Add Taxable Trust Distributions	301,699.34
Add Capital Gains Adjustment	260,733.35
Less Tax Losses Deducted	0.00
Add Taxable Income Adjustment	5,177.43
Taxable Income	394,808.00
Income Tax on Taxable Income or Loss	59,221.20

Member Weighted Balance Summary	Weighting%	Amount
Jennifer Sherlock(SHEJEN00001P)	0.00	0.01
Jennifer Sherlock(SHEJEN00002P)	16.53	1,360,042.99
Jennifer Sherlock(SHEJEN00003P)	2.91	239,781.67
Jennifer Sherlock(SHEJEN00004A)	27.29	2,245,799.45
Michael Andrew Sherlock(SHEMIC00002P)	16.39	1,348,337.24
Michael Andrew Sherlock(SHEMIC00003P)	3.06	251,443.58
Michael Andrew Sherlock(SHEMIC00004A)	33.82	2,783,257.24

Profit/(Loss) Available for Allocation	Amount
Total Available Profit	681,548.04
Franking Credits	1,673.52
TFN Credits	0.00
FRW Credits	0.00
Total	683,221.56

Allocation to Members	Weighting%	Amount
Jennifer Sherlock(SHEJEN00001P)	0.00	0.00
Jennifer Sherlock(SHEJEN00002P)	16.53	112,936.52
Jennifer Sherlock(SHEJEN00003P)	2.91	19,881.75
Jennifer Sherlock(SHEJEN00004A)	27.29	186,451.16

Allocation to Members	Weighting%	Amount
Michael Andrew Sherlock(SHEMIC00002P)	16.39	111,980.01
Michael Andrew Sherlock(SHEMIC00003P)	3.06	20,906.58
Michael Andrew Sherlock(SHEMIC00004A)	33.82	231,065.54

Accumulation Weighted Balance Summary	Weighting%	Amount
Jennifer Sherlock(SHEJEN00001P)	0.00	0.01
Jennifer Sherlock(SHEJEN00002P)	0.00	1,360,042.99
Jennifer Sherlock(SHEJEN00003P)	0.00	239,781.67
Jennifer Sherlock(SHEJEN00004A)	44.66	2,245,799.45
Michael Andrew Sherlock(SHEMIC00002P)	0.00	1,348,337.24
Michael Andrew Sherlock(SHEMIC00003P)	0.00	251,443.58
Michael Andrew Sherlock(SHEMIC00004A)	55.34	2,783,257.24

Income Tax Expense Available for Allocation	Amount
Income Tax on Taxable Income or Loss	59,221.20
Member Specific Income Tax	(7,500.00)
Total Income Tax Expense Allocation	51,721.20

Allocation to Members	Weighting%	Amount
Jennifer Sherlock(SHEJEN00001P)	0.00	0.00
Jennifer Sherlock(SHEJEN00002P)	0.00	0.00
Jennifer Sherlock(SHEJEN00003P)	0.00	0.00
Jennifer Sherlock(SHEJEN00004A)	44.66	23,098.69
Michael Andrew Sherlock(SHEMIC00002P)	0.00	0.00
Michael Andrew Sherlock(SHEMIC00003P)	0.00	0.00
Michael Andrew Sherlock(SHEMIC00004A)	55.34	28,622.51

Calculation of daily member weighted balances

Jennifer Sherlock (SHEJEN00001P)

Member Balance

01/07/2017	50010	Opening Balance	0.01	0.01
30/06/2018	57100	Internal Transfers Out	(0.01)	0.00
Total Amount (Weighted)				0.01

Jennifer Sherlock (SHEJEN00002P)

Member Balance

01/07/2017	50010	Opening Balance	1,360,192.06	1,360,192.06
30/06/2018	54160	Pensions Paid	(54,410.00)	(149.07)
Total Amount (Weighted)				1,360,042.99

Jennifer Sherlock (SHEJEN00003P)

Member Balance

01/07/2017	50010	Opening Balance	239,807.94	239,807.94
30/06/2018	54160	Pensions Paid	(9,590.00)	(26.27)
Total Amount (Weighted)				239,781.67

Calculation of daily member weighted balances

Jennifer Sherlock (SHEJEN00004A)

Member Balance

01/07/2017	50010	Opening Balance	2,232,353.40	2,232,353.40
25/07/2017	52420	Contributions	1,000.00	934.25
25/07/2017	53800	Contributions Tax	(150.00)	(140.14)
14/11/2017	52420	Contributions	24,000.00	15,057.53
14/11/2017	53800	Contributions Tax	(3,600.00)	(2,258.63)
21/06/2018	52420	Contributions	501.00	13.73
30/06/2018	54500	Benefits Paid/Transfers Out	(58,650.77)	(160.69)
Total Amount (Weighted)				2,245,799.45

Michael Andrew Sherlock (SHEMIC00002P)

Member Balance

01/07/2017	50010	Opening Balance	1,348,521.98	1,348,521.98
30/06/2018	54160	Pensions Paid	(67,430.00)	(184.74)
Total Amount (Weighted)				1,348,337.24

Michael Andrew Sherlock (SHEMIC00003P)

Member Balance

01/07/2017	50010	Opening Balance	251,478.02	251,478.02
30/06/2018	54160	Pensions Paid	(12,570.00)	(34.44)
Total Amount (Weighted)				251,443.58

Michael Andrew Sherlock (SHEMIC00004A)

Member Balance

01/07/2017	50010	Opening Balance	2,770,088.45	2,770,088.45
14/11/2017	52420	Contributions	25,000.00	15,684.93
14/11/2017	53800	Contributions Tax	(3,750.00)	(2,352.74)
30/06/2018	56100	Internal Transfers In	0.01	0.00
30/06/2018	54500	Benefits Paid/Transfers Out	(59,640.23)	(163.40)
Total Amount (Weighted)				2,783,257.24

Calculation of Net Capital Gains

Capital gains from Unsegregated Pool	421,849.41
Capital gains from Unsegregated Pool - Collectables	0.00
Capital Gain Adjustment from prior segments	0.00
Realised Notional gains	0.00
Carried forward losses from prior years	0.00
Current year capital losses from Unsegregated Pool	30,749.38
Current year capital losses from Unsegregated Pool - Collectables	0.00
Losses Applied	30,749.38
Total CGT Discount Applied	130,366.68
Capital Gain /(Losses carried forward)	260,733.35
CGT allocated in prior segments	0.00
Allocations of Net Capital Gains to Pools	

Foreign Tax Offset Calculations**Segment 01 July 2017 to 30 June 2018**

Claimable FTO - Unsegregated Pool 0.00

Claimable FTO 0.00**Total Claimable Foreign Credits for the Year 0.00****Foreign Tax Offset (Label C1) 0.00****Applied/Claimed FTO 0.00****Allocations of Foreign Tax Offset to Members**

Jennifer Sherlock(SHEJEN00001P) - 100.00 % 0.00

Jennifer Sherlock(SHEJEN00002P) - 0.00 % 0.00

Jennifer Sherlock(SHEJEN00003P) - 0.00 % 0.00

Jennifer Sherlock(SHEJEN00004A) - 0.00 % 0.00

Michael Andrew Sherlock(SHEMIC00002P) - 0.00 % 0.00

Michael Andrew Sherlock(SHEMIC00003P) - 0.00 % 0.00

Michael Andrew Sherlock(SHEMIC00004A) - 0.00 % 0.00

Total Foreign Tax Offset Allocated to Members 0.00

Sherlock Superannuation Fund

General Ledger

For The Period 01 July 2017 - 30 June 2018

Transaction Date	Description	Units	Debit	Credit	Balance \$
Distributions Received (23800)					
<u>Sentinel Mackay Retail Trust (\$-T0010)</u>					
05/07/2017	TRANSFER FROM BCC MACKAY DISTRIBUTION			1,708.33	1,708.33 CR
07/08/2017	TRANSFER FROM BCC MACKAY DISTRIBUTION			1,708.33	3,416.66 CR
05/09/2017	TRANSFER FROM BCC MACKAY DISTRIBUTION			1,708.33	5,124.99 CR
05/10/2017	TRANSFER FROM BCC MACKAY DISTRIBUTION			1,708.33	6,833.32 CR
06/11/2017	TRANSFER FROM BCC MACKAY DISTRIBUTION			1,708.33	8,541.65 CR
05/12/2017	TRANSFER FROM BCC MACKAY DISTRIBUTION			1,708.33	10,249.98 CR
05/01/2018	TRANSFER FROM BCC MACKAY DISTRIBUTION			1,708.33	11,958.31 CR
05/02/2018	TRANSFER FROM BCC MACKAY DISTRIBUTION			1,708.33	13,666.64 CR
05/03/2018	TRANSFER FROM BCC MACKAY DISTRIBUTION			1,708.33	15,374.97 CR
09/04/2018	TRANSFER FROM BCC MACKAY DISTRIBUTION			1,708.33	17,083.30 CR
08/05/2018	TRANSFER FROM BCC MACKAY DISTRIBUTION			1,708.33	18,791.63 CR
05/06/2018	TRANSFER FROM BCC MACKAY DISTRIBUTION			1,708.33	20,499.96 CR
30/06/2018	To record distribution receivable			5,067.00	25,566.96 CR
				25,566.96	25,566.96 CR
<u>\$-T0011 - Sentinel Cleveland Business Park Trust (\$-T0011)</u>					
06/07/2017	TRANSFER FROM SENTINEL - CBPT DISTRIBUTION			2,083.33	2,083.33 CR
07/08/2017	TRANSFER FROM SENTINEL - CBPT DISTRIBUTION			2,083.33	4,166.66 CR
06/09/2017	TRANSFER FROM SENTINEL - CBPT DISTRIBUTION			2,083.33	6,249.99 CR
06/10/2017	TRANSFER FROM SENTINEL - CBPT DISTRIBUTION			2,083.33	8,333.32 CR
06/11/2017	TRANSFER FROM SENTINEL - CBPT DISTRIBUTION			2,083.33	10,416.65 CR
06/12/2017	TRANSFER FROM SENTINEL - CBPT DISTRIBUTION			2,083.33	12,499.98 CR
08/01/2018	TRANSFER FROM SENTINEL - CBPT DISTRIBUTION			2,083.33	14,583.31 CR
06/02/2018	TRANSFER FROM SENTINEL - CBPT DISTRIBUTION			2,083.33	16,666.64 CR
06/03/2018	TRANSFER FROM SENTINEL - CBPT DISTRIBUTION			2,083.33	18,749.97 CR
06/04/2018	TRANSFER FROM SENTINEL - CBPT DISTRIBUTION			2,083.33	20,833.30 CR
08/05/2018	TRANSFER FROM SENTINEL - CBPT DISTRIBUTION			2,083.33	22,916.63 CR
06/06/2018	TRANSFER FROM SENTINEL - CBPT DISTRIBUTION			2,083.33	24,999.96 CR
30/06/2018	To record distribution receivable			4,818.00	29,817.96 CR
				29,817.96	29,817.96 CR
<u>Sentinel Homemaker Trust no 2 - Northpoint (Mackay Homemakers) Trust (\$-T0015)</u>					
12/07/2017	TRANSFER FROM NORTHPOINT SENTINEL DIST			5,250.00	5,250.00 CR
14/08/2017	TRANSFER FROM NORTHPOINT SENTINEL DIST			5,250.00	10,500.00 CR
12/09/2017	TRANSFER FROM NORTHPOINT SENTINEL DIST			5,250.00	15,750.00 CR

Sherlock Superannuation Fund

General Ledger

For The Period 01 July 2017 - 30 June 2018

Transaction Date	Description	Units	Debit	Credit	Balance \$
12/10/2017	TRANSFER FROM NORTHPOINT SENTINEL DIST			5,250.00	21,000.00 CR
13/11/2017	TRANSFER FROM NORTHPOINT SENTINEL DIST			5,250.00	26,250.00 CR
12/12/2017	TRANSFER FROM NORTHPOINT SENTINEL DIST			5,250.00	31,500.00 CR
15/01/2018	TRANSFER FROM NORTHPOINT SENTINEL DIST			5,250.00	36,750.00 CR
12/02/2018	TRANSFER FROM NORTHPOINT SENTINEL DIST			5,250.00	42,000.00 CR
12/03/2018	TRANSFER FROM NORTHPOINT SENTINEL DIST			5,250.00	47,250.00 CR
13/04/2018	TRANSFER FROM NORTHPOINT SENTINEL DIST			5,250.00	52,500.00 CR
14/05/2018	TRANSFER FROM NORTHPOINT SENTINEL DIST			5,250.00	57,750.00 CR
12/06/2018	TRANSFER FROM NORTHPOINT SENTINEL DIST			5,250.00	63,000.00 CR
28/06/2018	TRANSFER FROM NORTHPOINT ER SENTINEL DIST			22,500.00	85,500.00 CR
				85,500.00	85,500.00 CR
<u>Sentinel Rutherford Homemaker Trust (\$-T0021)</u>					
05/04/2018	TRANSFER FROM RUTHERFORD CHEQU SENTINEL DISTRIBUT			600.00	600.00 CR
				600.00	600.00 CR
<u>Sentinel Ipswich Homemaker Trust (\$-T0024)</u>					
10/07/2017	TRANSFER FROM SENTINEL IPSWICH SENTINEL IPSWICH			2,041.67	2,041.67 CR
09/08/2017	TRANSFER FROM SENTINEL IPSWICH SENTINEL IPSWICH			2,041.67	4,083.34 CR
11/09/2017	TRANSFER FROM SENTINEL IPSWICH SENTINEL IPSWICH			2,041.67	6,125.01 CR
09/10/2017	TRANSFER FROM SENTINEL IPSWICH SENTINEL IPSWICH			2,041.67	8,166.68 CR
09/11/2017	TRANSFER FROM SENTINEL IPSWICH SENTINEL IPSWICH			2,041.67	10,208.35 CR
11/12/2017	TRANSFER FROM SENTINEL IPSWICH SENTINEL IPSWICH			2,041.67	12,250.02 CR
09/01/2018	TRANSFER FROM SENTINEL IPSWICH SENTINEL IPSWICH			2,041.67	14,291.69 CR
23/01/2018	TRANSFER FROM SENTINEL IPSWICH SENTINEL IPSWICH			290,000.00	304,291.69 CR
19/02/2018	TRANSFER FROM SENTINEL IPSWICH SENTINEL IPSWICH			20,000.00	324,291.69 CR
30/06/2018	Split Sentinel Ipswich Homemaker (now 3 different trusts)		111,191.00		213,100.69 CR
			111,191.00	324,291.69	213,100.69 CR
<u>Sentinel Mackay Industrial Trust (\$-T0025)</u>					
17/07/2017	TRANSFER FROM SENTINEL PAGET DISTRIBUTION			1,866.67	1,866.67 CR
17/08/2017	TRANSFER FROM SENTINEL PAGET DISTRIBUTION			1,866.67	3,733.34 CR
18/09/2017	TRANSFER FROM SENTINEL PAGET DISTRIBUTION			1,866.67	5,600.01 CR
16/10/2017	TRANSFER FROM SENTINEL PAGET DISTRIBUTION			1,866.67	7,466.68 CR
16/11/2017	TRANSFER FROM SENTINEL PAGET DISTRIBUTION			1,866.67	9,333.35 CR
18/12/2017	TRANSFER FROM SENTINEL PAGET DISTRIBUTION			1,866.67	11,200.02 CR
16/01/2018	TRANSFER FROM SENTINEL PAGET DISTRIBUTION			1,866.67	13,066.69 CR

Sherlock Superannuation Fund

General Ledger

For The Period 01 July 2017 - 30 June 2018

Transaction Date	Description	Units	Debit	Credit	Balance \$
16/02/2018	TRANSFER FROM SENTINEL PAGET DISTRIBUTION			1,866.67	14,933.36 CR
16/03/2018	TRANSFER FROM SENTINEL PAGET DISTRIBUTION			1,866.67	16,800.03 CR
16/04/2018	TRANSFER FROM SENTINEL PAGET DISTRIBUTION			1,866.67	18,666.70 CR
17/05/2018	TRANSFER FROM SENTINEL PAGET DISTRIBUTION			1,866.67	20,533.37 CR
18/06/2018	TRANSFER FROM SENTINEL PAGET DISTRIBUTION			1,866.67	22,400.04 CR
				22,400.04	22,400.04 CR
<u>Sentinel Bourke Street Retail Trust (\$-T0029)</u>					
10/07/2017	TRANSFER FROM BOURKE STREET CH SENTINEL BOURKE ST			1,708.33	1,708.33 CR
09/08/2017	TRANSFER FROM BOURKE STREET CH SENTINEL BOURKE ST			1,708.33	3,416.66 CR
11/09/2017	TRANSFER FROM BOURKE STREET CH SENTINEL BOURKE ST			1,708.33	5,124.99 CR
25/09/2017	TRANSFER FROM BOURKE STREET CH SENTINEL BOURKE ST			274,000.00	279,124.99 CR
04/10/2017	TRANSFER FROM BOURKE STREET CH SENTINEL BOURKE ST			72,760.00	351,884.99 CR
27/10/2017	TRANSFER FROM BOURKE STREET CH SENTINEL BOURKE ST			18,000.00	369,884.99 CR
				369,884.99	369,884.99 CR
<u>Sentinel Orange Homemaker Trust (\$-T0030)</u>					
20/07/2017	TRANSFER FROM ORANGE HOMEMAKER SENTINEL DISTRIBUT			4,000.00	4,000.00 CR
21/08/2017	TRANSFER FROM ORANGE HOMEMAKER SENTINEL DISTRIBUT			4,000.00	8,000.00 CR
20/09/2017	TRANSFER FROM ORANGE HOMEMAKER SENTINEL DISTRIBUT			4,000.00	12,000.00 CR
				12,000.00	12,000.00 CR
<u>Sentinel Springwood Retail Trust (\$-T0031)</u>					
27/07/2017	TRANSFER FROM SPRINGWOOD CHEQU DISTRIBUTION			1,150.00	1,150.00 CR
28/08/2017	TRANSFER FROM SPRINGWOOD CHEQU DISTRIBUTION			1,150.00	2,300.00 CR
27/09/2017	TRANSFER FROM SPRINGWOOD CHEQU DISTRIBUTION			1,150.00	3,450.00 CR
27/10/2017	TRANSFER FROM SPRINGWOOD CHEQU DISTRIBUTION			1,150.00	4,600.00 CR
27/11/2017	TRANSFER FROM SPRINGWOOD CHEQU DISTRIBUTION			1,150.00	5,750.00 CR
27/12/2017	TRANSFER FROM SPRINGWOOD CHEQU DISTRIBUTION			1,150.00	6,900.00 CR
29/01/2018	TRANSFER FROM SPRINGWOOD CHEQU DISTRIBUTION			1,150.00	8,050.00 CR
27/02/2018	TRANSFER FROM SPRINGWOOD CHEQU DISTRIBUTION			1,150.00	9,200.00 CR
27/03/2018	TRANSFER FROM SPRINGWOOD CHEQU DISTRIBUTION			1,150.00	10,350.00 CR
27/04/2018	TRANSFER FROM SPRINGWOOD CHEQU DISTRIBUTION			1,150.00	11,500.00 CR
28/05/2018	TRANSFER FROM SPRINGWOOD CHEQU DISTRIBUTION			1,150.00	12,650.00 CR

Sherlock Superannuation Fund

General Ledger

For The Period 01 July 2017 - 30 June 2018

Transaction Date	Description	Units	Debit	Credit	Balance \$
25/06/2018	TRANSFER FROM SPRINGWOOD CHEQU DISTRIBUTION			12,000.00	24,650.00 CR
27/06/2018	TRANSFER FROM SPRINGWOOD CHEQU DISTRIBUTION			1,150.00	25,800.00 CR
				25,800.00	25,800.00 CR
<u>Sentinel Tuggerah Industrial Trust (\$-T0032)</u>					
19/07/2017	TRANSFER FROM SENTINEL TUGGERA SENTINEL TUGGERAH			1,000.00	1,000.00 CR
21/08/2017	TRANSFER FROM SENTINEL TUGGERA SENTINEL TUGGERAH			1,000.00	2,000.00 CR
19/09/2017	TRANSFER FROM SENTINEL TUGGERA SENTINEL TUGGERAH			1,000.00	3,000.00 CR
19/10/2017	TRANSFER FROM SENTINEL TUGGERA SENTINEL TUGGERAH			1,000.00	4,000.00 CR
20/11/2017	TRANSFER FROM SENTINEL TUGGERA SENTINEL TUGGERAH			1,000.00	5,000.00 CR
24/11/2017	Record 110,455 units purchased (client used proceeds from Tuggerah Distn)			131,000.00	136,000.00 CR
14/03/2018	TRANSFER FROM TUGGERAH CHEQUE SENTINEL TUGGERAH			1,860.00	137,860.00 CR
				137,860.00	137,860.00 CR
<u>Sentinel Citilink Trust (\$-T0035)</u>					
07/07/2017	TRANSFER FROM SENTINEL DISTRIB CITILINK DIST			4,143.75	4,143.75 CR
07/08/2017	TRANSFER FROM SENTINEL DISTRIB CITILINK DIST			4,143.75	8,287.50 CR
11/09/2017	TRANSFER FROM SENTINEL DISTRIB CITILINK DIST			4,143.75	12,431.25 CR
09/10/2017	TRANSFER FROM SENTINEL DISTRIB CITILINK DIST			4,143.75	16,575.00 CR
07/11/2017	TRANSFER FROM SENTINEL DISTRIB CITILINK DIST			4,143.75	20,718.75 CR
07/12/2017	TRANSFER FROM SENTINEL DISTRIB CITILINK DIST			4,143.75	24,862.50 CR
08/01/2018	TRANSFER FROM SENTINEL DISTRIB CITILINK DIST			4,143.75	29,006.25 CR
07/02/2018	TRANSFER FROM SENTINEL DISTRIB CITILINK DIST			4,143.75	33,150.00 CR
07/03/2018	TRANSFER FROM SENTINEL DISTRIB CITILINK DIST			4,143.75	37,293.75 CR
09/04/2018	TRANSFER FROM SENTINEL DISTRIB CITILINK DIST			4,143.75	41,437.50 CR
08/05/2018	TRANSFER FROM SENTINEL DISTRIB CITILINK DIST			4,143.75	45,581.25 CR
07/06/2018	TRANSFER FROM SENTINEL DISTRIB CITILINK DIST			4,143.75	49,725.00 CR
				49,725.00	49,725.00 CR
<u>Sentinel Paget Industrial Trust (\$-T0036)</u>					
31/07/2017	TRANSFER FROM SENTINEL PAGET - PAGET SENTINEL			1,004.17	1,004.17 CR
29/08/2017	TRANSFER FROM SENTINEL PAGET - PAGET SENTINEL			1,004.17	2,008.34 CR
29/09/2017	TRANSFER FROM SENTINEL PAGET - PAGET SENTINEL			1,004.17	3,012.51 CR
30/10/2017	TRANSFER FROM SENTINEL PAGET - PAGET SENTINEL			1,004.17	4,016.68 CR
29/11/2017	TRANSFER FROM SENTINEL PAGET - PAGET SENTINEL			1,004.17	5,020.85 CR
29/12/2017	TRANSFER FROM SENTINEL PAGET - PAGET SENTINEL			1,004.17	6,025.02 CR

Sherlock Superannuation Fund

General Ledger

For The Period 01 July 2017 - 30 June 2018

Transaction Date	Description	Units	Debit	Credit	Balance \$
29/01/2018	TRANSFER FROM SENTINEL PAGET - PAGET SENTINEL			1,004.17	7,029.19 CR
28/02/2018	TRANSFER FROM SENTINEL PAGET - PAGET SENTINEL			1,004.17	8,033.36 CR
29/03/2018	TRANSFER FROM SENTINEL PAGET - PAGET SENTINEL			1,004.17	9,037.53 CR
23/04/2018	Record 84,317 units purchased (client used proceeds from sale of Paget)			100,000.00	109,037.53 CR
30/04/2018	TRANSFER FROM SENTINEL PAGET - PAGET SENTINEL			1,004.17	110,041.70 CR
				110,041.70	110,041.70 CR
<u>Sentinel Jimboomba Retail Trust (\$-T0037)</u>					
11/08/2017	TRANSFER FROM RENTAL GUARANTEE JIMBOOMBA SENTINEL			1,002.11	1,002.11 CR
25/06/2018	TRANSFER FROM RENTAL GUARANTEE JIMBOOMBA SENTINEL			1,371.31	2,373.42 CR
				2,373.42	2,373.42 CR
<u>Sentinel Countrywide Retail Trust (\$-T0038)</u>					
03/08/2017	TRANSFER FROM SENTINEL DISTRIB COUNTRYWIDE			6,216.34	6,216.34 CR
04/09/2017	TRANSFER FROM SENTINEL DISTRIB COUNTRYWIDE			6,216.34	12,432.68 CR
03/10/2017	TRANSFER FROM SENTINEL DISTRIB COUNTRYWIDE			6,216.34	18,649.02 CR
03/11/2017	TRANSFER FROM SENTINEL DISTRIB COUNTRYWIDE			6,216.34	24,865.36 CR
04/12/2017	TRANSFER FROM SENTINEL DISTRIB COUNTRYWIDE			8,216.34	33,081.70 CR
03/01/2018	TRANSFER FROM SENTINEL DISTRIB COUNTRYWIDE			8,216.34	41,298.04 CR
05/02/2018	TRANSFER FROM SENTINEL DISTRIB COUNTRYWIDE			8,216.34	49,514.38 CR
05/03/2018	TRANSFER FROM SENTINEL DISTRIB COUNTRYWIDE			8,216.34	57,730.72 CR
03/04/2018	TRANSFER FROM SENTINEL DISTRIB COUNTRYWIDE			8,216.34	65,947.06 CR
03/05/2018	TRANSFER FROM SENTINEL DISTRIB COUNTRYWIDE			8,216.34	74,163.40 CR
04/06/2018	TRANSFER FROM SENTINEL DISTRIB COUNTRYWIDE			8,216.34	82,379.74 CR
30/06/2018	To record distribution receivable			8,216.00	90,595.74 CR
				90,595.74	90,595.74 CR
<u>Sentinel Industrial Trust (\$-T0039)</u>					
21/08/2017	TRANSFER FROM BANK OF QLD SENTINEL INDUSTRIA			4,354.17	4,354.17 CR
19/09/2017	TRANSFER FROM BANK OF QLD SENTINEL INDUSTRIA			4,354.17	8,708.34 CR
19/09/2017	TRANSFER FROM BANK OF QLD SENTINEL INDUSTRIA			791.67	9,500.01 CR
19/10/2017	TRANSFER FROM BANK OF QLD SENTINEL INDUSTRIA			4,354.17	13,854.18 CR
19/10/2017	TRANSFER FROM BANK OF QLD SENTINEL INDUSTRIA			791.67	14,645.85 CR
20/11/2017	TRANSFER FROM BANK OF QLD SENTINEL INDUSTRIA			6,480.86	21,126.71 CR
19/12/2017	TRANSFER FROM SENTINEL DISTRIB INDUSTRIAL DIST			7,355.30	28,482.01 CR
19/01/2018	TRANSFER FROM SENTINEL DISTRIB INDUSTRIAL DIST			7,355.30	35,837.31 CR
19/02/2018	TRANSFER FROM SENTINEL DISTRIB INDUSTRIAL DIST			7,355.30	43,192.61 CR

Sherlock Superannuation Fund

General Ledger

For The Period 01 July 2017 - 30 June 2018

Transaction Date	Description	Units	Debit	Credit	Balance \$
19/03/2018	TRANSFER FROM SENTINEL DISTRIB INDUSTRIAL DIST			9,324.45	52,517.06 CR
19/04/2018	TRANSFER FROM SENTINEL DISTRIB INDUSTRIAL DIST			9,324.45	61,841.51 CR
21/05/2018	TRANSFER FROM SENTINEL DISTRIB INDUSTRIAL DIST			9,324.45	71,165.96 CR
19/06/2018	TRANSFER FROM SENTINEL DISTRIB INDUSTRIAL DIST			9,991.95	81,157.91 CR
30/06/2018	To record distribution receivable			9,992.00	91,149.91 CR
				91,149.91	91,149.91 CR
<u>Sentinel Homemaker Trust Norwa (\$-T0046)</u>					
02/08/2017	TRANSFER FROM SENTINEL PROPERT SENTINEL HOME MAKER			791.67	791.67 CR
04/09/2017	TRANSFER FROM SENTINEL PROPERT SENTINEL HOME MAKER			791.67	1,583.34 CR
03/10/2017	TRANSFER FROM SENTINEL PROPERT SENTINEL HOME MAKER			791.67	2,375.01 CR
02/11/2017	TRANSFER FROM SENTINEL PROPERT SENTINEL HOME MAKER			791.67	3,166.68 CR
04/12/2017	TRANSFER FROM SENTINEL PROPERT SENTINEL HOME MAKER			791.67	3,958.35 CR
02/01/2018	TRANSFER FROM SENTINEL PROPERT SENTINEL HOME MAKER			791.67	4,750.02 CR
16/01/2018	TRANSFER FROM HOME MAKER TRUST SENTINEL HOME MAKER			25,000.00	29,750.02 CR
02/02/2018	TRANSFER FROM HOME MAKER TRUST SENTINEL HOME MAKER			593.75	30,343.77 CR
02/03/2018	TRANSFER FROM HOME MAKER TRUST SENTINEL HOME MAKER			593.75	30,937.52 CR
04/04/2018	TRANSFER FROM HOME MAKER TRUST SENTINEL HOME MAKER			593.75	31,531.27 CR
02/05/2018	TRANSFER FROM HOME MAKER TRUST SENTINEL HOME MAKER			593.75	32,125.02 CR
04/06/2018	TRANSFER FROM HOME MAKER TRUST SENTINEL HOME MAKER			593.75	32,718.77 CR
30/06/2018	To record distribution receivable			594.00	33,312.77 CR
				33,312.77	33,312.77 CR
<u>Seq Homemaker Trust No 1 (Rothwell) (\$-T0047)</u>					
19/06/2018	TRANSFER FROM SENTINEL SPG ROTHWELL			191.08	191.08 CR
30/06/2018	To record distribution receivable			158.00	349.08 CR
				349.08	349.08 CR
<u>Sentinel Dfo Cairns Trust (\$-T0050)</u>					
04/07/2017	TRANSFER FROM SENTINEL DFO CAIRNS			291.67	291.67 CR
04/08/2017	TRANSFER FROM SENTINEL DFO CAIRNS			291.67	583.34 CR
04/09/2017	TRANSFER FROM SENTINEL DFO CAIRNS			291.67	875.01 CR
04/10/2017	TRANSFER FROM SENTINEL DFO CAIRNS			291.67	1,166.68 CR
06/11/2017	TRANSFER FROM SENTINEL DFO CAIRNS			291.67	1,458.35 CR
04/12/2017	TRANSFER FROM SENTINEL DFO CAIRNS			291.67	1,750.02 CR
04/01/2018	TRANSFER FROM SENTINEL DFO CAIRNS			291.67	2,041.69 CR
05/02/2018	TRANSFER FROM SENTINEL DFO CAIRNS			291.67	2,333.36 CR

Sherlock Superannuation Fund

General Ledger

For The Period 01 July 2017 - 30 June 2018

Transaction Date	Description	Units	Debit	Credit	Balance \$
05/03/2018	TRANSFER FROM SENTINEL DFO CAIRNS			291.67	2,625.03 CR
04/04/2018	TRANSFER FROM SENTINEL DFO CAIRNS			291.67	2,916.70 CR
04/05/2018	TRANSFER FROM SENTINEL DFO CAIRNS			291.67	3,208.37 CR
04/06/2018	TRANSFER FROM SENTINEL DFO CAIRNS			291.67	3,500.04 CR
				3,500.04	3,500.04 CR
<u>Sentinel Airlie Beach (\$-T0051)</u>					
07/07/2017	TRANSFER FROM SENTINEL INFRAS AIRLIE BEACH			898.33	898.33 CR
07/08/2017	TRANSFER FROM SENTINEL INFRAS AIRLIE BEACH			898.33	1,796.66 CR
07/09/2017	TRANSFER FROM SENTINEL INFRAS AIRLIE BEACH			898.33	2,694.99 CR
09/10/2017	TRANSFER FROM SENTINEL INFRAS AIRLIE BEACH			898.33	3,593.32 CR
07/11/2017	TRANSFER FROM SENTINEL INFRAS AIRLIE BEACH			898.33	4,491.65 CR
07/12/2017	TRANSFER FROM SENTINEL INFRAS AIRLIE BEACH			898.33	5,389.98 CR
08/01/2018	TRANSFER FROM SENTINEL INFRAS AIRLIE BEACH			898.33	6,288.31 CR
07/02/2018	TRANSFER FROM SENTINEL INFRAS AIRLIE BEACH			898.33	7,186.64 CR
07/03/2018	TRANSFER FROM SENTINEL INFRAS AIRLIE BEACH			898.33	8,084.97 CR
09/04/2018	TRANSFER FROM SENTINEL INFRAS AIRLIE BEACH			898.33	8,983.30 CR
09/05/2018	TRANSFER FROM SENTINEL INFRAS AIRLIE BEACH			934.17	9,917.47 CR
08/06/2018	TRANSFER FROM SENTINEL INFRAS AIRLIE BEACH			934.17	10,851.64 CR
				10,851.64	10,851.64 CR
<u>Sentinel Robina (\$-T0052)</u>					
17/07/2017	TRANSFER FROM SENTINEL ROBINA OFFICE			395.83	395.83 CR
17/08/2017	TRANSFER FROM SENTINEL ROBINA OFFICE			395.83	791.66 CR
18/09/2017	TRANSFER FROM SENTINEL ROBINA OFFICE			395.83	1,187.49 CR
16/10/2017	TRANSFER FROM SENTINEL ROBINA OFFICE			395.83	1,583.32 CR
16/11/2017	TRANSFER FROM SENTINEL ROBINA OFFICE			395.83	1,979.15 CR
18/12/2017	TRANSFER FROM SENTINEL ROBINA OFFICE			1,583.33	3,562.48 CR
16/01/2018	TRANSFER FROM SENTINEL ROBINA OFFICE			1,583.33	5,145.81 CR
16/02/2018	TRANSFER FROM SENTINEL ROBINA OFFICE			1,583.33	6,729.14 CR
16/03/2018	TRANSFER FROM SENTINEL ROBINA OFFICE			1,583.33	8,312.47 CR
16/04/2018	TRANSFER FROM SENTINEL ROBINA OFFICE			1,583.33	9,895.80 CR
17/05/2018	TRANSFER FROM SENTINEL ROBINA OFFICE			1,583.33	11,479.13 CR
18/06/2018	TRANSFER FROM SENTINEL ROBINA OFFICE			1,583.33	13,062.46 CR
				13,062.46	13,062.46 CR
<u>Sentinel Puga (\$-T0053)</u>					
10/07/2017	TRANSFER FROM BANK OF QLD			1,020.83	1,020.83 CR

Sherlock Superannuation Fund

General Ledger

For The Period 01 July 2017 - 30 June 2018

Transaction Date	Description	Units	Debit	Credit	Balance \$
	SENTINEL INCOME DI				
09/08/2017	TRANSFER FROM BANK OF QLD SENTINEL INCOME DI			1,020.83	2,041.66 CR
11/09/2017	TRANSFER FROM BANK OF QLD SENTINEL INCOME DI			1,020.83	3,062.49 CR
09/10/2017	TRANSFER FROM BANK OF QLD SENTINEL INCOME DI			1,020.83	4,083.32 CR
09/11/2017	TRANSFER FROM BANK OF QLD SENTINEL INCOME DI			1,020.83	5,104.15 CR
11/12/2017	TRANSFER FROM BANK OF QLD SENTINEL INCOME DI			1,020.83	6,124.98 CR
09/01/2018	TRANSFER FROM BANK OF QLD SENTINEL INCOME DI			1,020.83	7,145.81 CR
09/02/2018	TRANSFER FROM BANK OF QLD SENTINEL INCOME DI			1,020.83	8,166.64 CR
09/03/2018	TRANSFER FROM BANK OF QLD SENTINEL INCOME DI			1,020.83	9,187.47 CR
09/04/2018	TRANSFER FROM BANK OF QLD SENTINEL INCOME DI			1,020.83	10,208.30 CR
09/05/2018	TRANSFER FROM BANK OF QLD SENTINEL INCOME DI			1,020.83	11,229.13 CR
11/06/2018	TRANSFER FROM BANK OF QLD SENTINEL INCOME DI			1,020.83	12,249.96 CR
				12,249.96	12,249.96 CR
Sentinel Tuggeranong (\$-T0054)					
10/07/2017	TRANSFER FROM BANK OF QLD TUGGERANONG DISTRI			468.75	468.75 CR
10/08/2017	TRANSFER FROM BANK OF QLD TUGGERANONG DISTRI			468.75	937.50 CR
11/09/2017	TRANSFER FROM BANK OF QLD TUGGERANONG DISTRI			468.75	1,406.25 CR
11/10/2017	TRANSFER FROM BANK OF QLD TUGGERANONG DISTRI			468.75	1,875.00 CR
10/11/2017	TRANSFER FROM BANK OF QLD TUGGERANONG DISTRI			468.75	2,343.75 CR
11/12/2017	TRANSFER FROM BANK OF QLD TUGGERANONG DISTRI			468.75	2,812.50 CR
11/01/2018	TRANSFER FROM BANK OF QLD TUGGERANONG DISTRI			468.75	3,281.25 CR
12/02/2018	TRANSFER FROM BANK OF QLD TUGGERANONG DISTRI			468.75	3,750.00 CR
12/03/2018	TRANSFER FROM BANK OF QLD TUGGERANONG DISTRI			468.75	4,218.75 CR
11/04/2018	TRANSFER FROM BANK OF QLD TUGGERANONG DISTRI			468.75	4,687.50 CR
10/05/2018	TRANSFER FROM BANK OF QLD TUGGERANONG DISTRI			468.75	5,156.25 CR
11/06/2018	TRANSFER FROM BANK OF QLD TUGGERANONG DISTRI			468.75	5,625.00 CR
				5,625.00	5,625.00 CR
Sentinel Dandenong (\$-T0055)					
05/07/2017	TRANSFER FROM SENTINEL DANDENONG DISTRIBU			1,275.00	1,275.00 CR
07/08/2017	TRANSFER FROM SENTINEL DANDENONG DISTRIBU			1,275.00	2,550.00 CR
05/09/2017	TRANSFER FROM SENTINEL DANDENONG DISTRIBU			1,275.00	3,825.00 CR
05/10/2017	TRANSFER FROM SENTINEL DANDENONG DISTRIBU			1,275.00	5,100.00 CR

Sherlock Superannuation Fund

General Ledger

For The Period 01 July 2017 - 30 June 2018

Transaction Date	Description	Units	Debit	Credit	Balance \$
	DANDENONG DISTRIBU				
06/11/2017	TRANSFER FROM SENTINEL DANDENONG DISTRIBU			1,275.00	6,375.00 CR
05/12/2017	TRANSFER FROM SENTINEL DANDENONG DISTRIBU			1,275.00	7,650.00 CR
22/12/2017	TRANSFER FROM SENTINEL DANDENONG SETTLEME			157,420.00	165,070.00 CR
01/02/2018	TRANSFER FROM SENTINEL DANDENONG SETTLEME			15,300.00	180,370.00 CR
15/06/2018	TRANSFER FROM SENTINEL DANDENONG SETTLEME			79.72	180,449.72 CR
				180,449.72	180,449.72 CR
SENTINEL REGIONAL OFFICE TRUST (\$-T00582)					
14/08/2017	TRANSFER FROM SENTINEL DISTRIB REGIONAL OFFICE			11,875.00	11,875.00 CR
13/09/2017	TRANSFER FROM SENTINEL DISTRIB REGIONAL OFFICE			11,875.00	23,750.00 CR
13/10/2017	TRANSFER FROM SENTINEL DISTRIB REGIONAL OFFICE			11,875.00	35,625.00 CR
13/11/2017	TRANSFER FROM SENTINEL DISTRIB REGIONAL OFFICE			11,875.00	47,500.00 CR
13/12/2017	TRANSFER FROM SENTINEL DISTRIB REGIONAL OFFICE			11,875.00	59,375.00 CR
15/01/2018	TRANSFER FROM SENTINEL DISTRIB REGIONAL OFFICE			11,875.00	71,250.00 CR
13/02/2018	TRANSFER FROM SENTINEL DISTRIB REGIONAL OFFICE			13,854.17	85,104.17 CR
13/03/2018	TRANSFER FROM SENTINEL DISTRIB REGIONAL OFFICE			13,854.17	98,958.34 CR
13/04/2018	TRANSFER FROM SENTINEL DISTRIB REGIONAL OFFICE			13,854.17	112,812.51 CR
14/05/2018	TRANSFER FROM SENTINEL DISTRIB REGIONAL OFFICE			13,854.17	126,666.68 CR
14/06/2018	TRANSFER FROM SENTINEL DISTRIB REGIONAL OFFICE			16,625.00	143,291.68 CR
30/06/2018	To record distribution receivable			16,625.00	159,916.68 CR
				159,916.68	159,916.68 CR
Sentinel Health Trust (\$-T0059)					
04/10/2017	TRANSFER FROM SPG DISTRIBU HEALTH TRUST			28,206.86	28,206.86 CR
20/10/2017	TRANSFER FROM SPG DISTRIBUTION HEALTH TRUST			4,822.80	33,029.66 CR
				33,029.66	33,029.66 CR
Sentinel Ipswich Homemaker Trust 2 (\$-T0063)					
30/06/2018	Split Sentinel Ipswich Homemaker (now 3 different trusts)			83,119.00	83,119.00 CR
				83,119.00	83,119.00 CR
Sentinel Ipswich Homemaker Trust 3 (\$-T0064)					
30/06/2018	Split Sentinel Ipswich Homemaker (now 3 different trusts)			28,072.00	28,072.00 CR
				28,072.00	28,072.00 CR
Dividends Received (23900)					
Wesfarmers Limited (WES.AX)					
28/09/2017	To record WES DRP			103.20	103.20 CR
05/04/2018	To record WES DRP			91.67	194.87 CR

Sherlock Superannuation Fund

General Ledger

For The Period 01 July 2017 - 30 June 2018

Transaction Date	Description	Units	Debit	Credit	Balance \$
				194.87	194.87 CR
Contributions (24200)					
<u>(Contributions) Sherlock, Jennifer - Accumulation (SHEJEN00004A)</u>					
25/07/2017	TFR 798566 FROM 498909819			1,000.00	1,000.00 CR
14/11/2017	TFR 445977 FROM 498909819			24,000.00	25,000.00 CR
21/06/2018	TRANSFER FROM ATO ATO009000009380854			501.00	25,501.00 CR
				25,501.00	25,501.00 CR
<u>(Contributions) Sherlock, Michael Andrew - Accumulation (SHEMIC00004A)</u>					
14/11/2017	TFR 445754 FROM 498909819			25,000.00	25,000.00 CR
				25,000.00	25,000.00 CR
Changes in Market Values of Investments (24700)					
<u>Changes in Market Values of Investments (24700)</u>					
28/07/2017	Unrealised Gain writeback as at 28/07/2017 (\$-T0059)		2,400.00		2,400.00 DR
01/09/2017	Unrealised Gain writeback as at 01/09/2017 (\$-T0059)		5,600.00		8,000.00 DR
12/09/2017	Unrealised Gain writeback as at 12/09/2017 (\$-T0059)		2,400.00		10,400.00 DR
18/09/2017	Unrealised Gain writeback as at 18/09/2017 (\$-T0059)		2,400.00		12,800.00 DR
20/09/2017	TRANSFER FROM ST MAGNUS FINAL DISTRIBUTION (\$-T0003)			1,722.41	11,077.59 DR
20/09/2017	Unrealised Gain writeback as at 20/09/2017 (\$-T0003)			8,744.17	2,333.42 DR
22/09/2017	Unrealised Gain writeback as at 22/09/2017 (\$-T0059)		2,400.00		4,733.42 DR
30/06/2018	Write off Tax Loss - St Magnus Vineyard		6,167.53		10,900.95 DR
30/06/2018	To Process Sale Of Sentinel Richlands Industrial Trust (\$-T0022)		300,000.00		310,900.95 DR
30/06/2018	Unrealised Gain writeback as at 30/06/2018 (\$-T0022)			300,000.00	10,900.95 DR
30/06/2018	To Process Sale Of Sentinel Menai Trust (\$-T0028)		500,000.00		510,900.95 DR
30/06/2018	Unrealised Gain writeback as at 30/06/2018 (\$-T0028)			500,000.00	10,900.95 DR
30/06/2018	To Process Sale Of Sentinel Jimboomba Retail Trust (\$-T0037)		4,000.00		14,900.95 DR
30/06/2018	Unrealised Gain writeback as at 30/06/2018 (\$-T0037)			4,000.00	10,900.95 DR
30/06/2018	Revaluation - 29/06/2018 @ \$49.360000 (System Price) - 91.000001 Units on hand (WES.AX)			846.57	10,054.38 DR
30/06/2018	Revaluation - 30/06/2018 @ \$0.000000 (Ex-Distribution) - 200,000.000000 Units on hand (\$-T0063)		74,528.00		84,582.38 DR
30/06/2018	Revaluation - 30/06/2018 @ \$0.930000 (Exit) - 200,000.000000 Units on hand (\$-T0010)		176,000.00		260,582.38 DR
30/06/2018	Revaluation - 30/06/2018 @ \$0.000000 (Exit) - 100,000.000000 Units on hand (\$-T0036)		100,000.00		360,582.38 DR
30/06/2018	Revaluation - 30/06/2018 @ \$0.000000 (Exit) - 20,000.000000 Units on hand (\$- T0059)		800.00		361,382.38 DR
30/06/2018	Revaluation - 30/06/2018 @ \$0.000000 (Exit) - 100,000.000000 Units on hand (\$-T0032)		132,000.00		493,382.38 DR
30/06/2018	Revaluation - 30/06/2018 @		6,500.00		499,882.38 DR

Sherlock Superannuation Fund

General Ledger

For The Period 01 July 2017 - 30 June 2018

Transaction Date	Description	Units	Debit	Credit	Balance \$
	\$1.120000 (Exit) - 50,000.000000 Units on hand (\$-T0050)				
30/06/2018	Revaluation - 30/06/2018 @ \$1.160000 (Exit) - 480,000.000000 Units on hand (\$-T0030)			57,600.00	442,282.38 DR
30/06/2018	Revaluation - 30/06/2018 @ \$1.230000 (Exit) - 200,000.000000 Units on hand (\$-T0011)		24,000.00		466,282.38 DR
30/06/2018	Revaluation - 30/06/2018 @ \$1.100000 (Exit) - 120,000.000000 Units on hand (\$-T0031)			13,200.00	453,082.38 DR
30/06/2018	Revaluation - 30/06/2018 @ \$0.000000 (Exit) - 200,000.000000 Units on hand (\$-T0029)		356,000.00		809,082.38 DR
30/06/2018	Revaluation - 30/06/2018 @ \$0.000000 (Exit) - 200,000.000000 Units on hand (\$-T0024)		174,292.00		983,374.38 DR
30/06/2018	Revaluation - 30/06/2018 @ \$1.050000 (Exit) - 200,000.000000 Units on hand (\$-T0025)			26,000.00	957,374.38 DR
30/06/2018	Revaluation - 30/06/2018 @ \$1.030000 (Exit) - 100,000.000000 Units on hand (\$-T0053)			1,000.00	956,374.38 DR
30/06/2018	Revaluation - 30/06/2018 @ \$0.930000 (Exit) - 200,000.000000 Units on hand (\$-T0052)		12,000.00		968,374.38 DR
30/06/2018	Revaluation - 30/06/2018 @ \$1.120000 (Exit) - 100,000.000000 Units on hand (\$-T0051)			4,000.00	964,374.38 DR
30/06/2018	Revaluation - 30/06/2018 @ \$0.950000 (Exit) - 100,000.000000 Units on hand (\$-T0046)		18,000.00		982,374.38 DR
30/06/2018	Revaluation - 30/06/2018 @ \$0.000000 - 0.000000 Units on hand (\$-T0003)		7,998.18		990,372.56 DR
30/06/2018	Revaluation - 30/06/2018 @ \$0.960000 (Exit) - 985,960.000000 Units on hand (\$-T0038)		71,676.80		1,062,049.36 DR
30/06/2018	Revaluation - 30/06/2018 @ \$1.186000 (Exit) - 1,262,141.000000 Units on hand (\$-T0039)			14,299.23	1,047,750.13 DR
30/06/2018	Revaluation - 30/06/2018 @ \$0.000000 (Ex-Distribution) - 200,000.000000 Units on hand (\$-T0064)		25,180.00		1,072,930.13 DR
30/06/2018	Revaluation - 30/06/2018 @ \$1.085000 (Exit) - 2,100,000.000000 Units on hand (\$-T0058)			103,500.00	969,430.13 DR
30/06/2018	Revaluation - 30/06/2018 @ \$0.000000 (Exit) - 170,000.000000 Units on hand (\$-T0055)		176,800.00		1,146,230.13 DR
			2,181,142.51	1,034,912.38	1,146,230.13 DR
Interest Received (25000)					
<u>SENTINEL REGIONAL OFFICE TRUST (\$-T00582)</u>					
13/07/2017	TRANSFER FROM SENTINEL DISTRIB JACANA INTEREST			107.52	107.52 CR
13/02/2018	TRANSFER FROM SENTINEL RIV QUAYS INTEREST			52.01	159.53 CR
				159.53	159.53 CR
<u>ANZ Business Online Saver 2102-27107 (ANZ Business Online)</u>					
31/07/2017	CREDIT INTEREST PAID			5.51	5.51 CR
31/08/2017	CREDIT INTEREST PAID			27.41	32.92 CR

Sherlock Superannuation Fund

General Ledger

For The Period 01 July 2017 - 30 June 2018

Transaction Date	Description	Units	Debit	Credit	Balance \$
29/09/2017	CREDIT INTEREST PAID			51.01	83.93 CR
31/10/2017	CREDIT INTEREST PAID			206.92	290.85 CR
30/11/2017	CREDIT INTEREST PAID			60.80	351.65 CR
29/12/2017	CREDIT INTEREST PAID			19.80	371.45 CR
31/01/2018	CREDIT INTEREST PAID			93.35	464.80 CR
28/02/2018	CREDIT INTEREST PAID			116.54	581.34 CR
29/03/2018	CREDIT INTEREST PAID			143.92	725.26 CR
30/04/2018	CREDIT INTEREST PAID			3.98	729.24 CR
				729.24	729.24 CR
<u>Cash at Bank (ANZ 4986-59821) (ANZ498659821)</u>					
31/07/2017	CREDIT INTEREST PAID			0.08	0.08 CR
31/08/2017	CREDIT INTEREST PAID			0.15	0.23 CR
29/09/2017	CREDIT INTEREST PAID			5.43	5.66 CR
31/10/2017	CREDIT INTEREST PAID			0.12	5.78 CR
30/11/2017	CREDIT INTEREST PAID			15.65	21.43 CR
29/12/2017	CREDIT INTEREST PAID			0.08	21.51 CR
31/01/2018	CREDIT INTEREST PAID			7.59	29.10 CR
28/02/2018	CREDIT INTEREST PAID			1.13	30.23 CR
29/03/2018	CREDIT INTEREST PAID			1.61	31.84 CR
30/04/2018	CREDIT INTEREST PAID			26.39	58.23 CR
31/05/2018	CREDIT INTEREST PAID			0.13	58.36 CR
29/06/2018	CREDIT INTEREST PAID			0.95	59.31 CR
				59.31	59.31 CR
Accountancy Fees (30100)					
<u>Accountancy Fees (30100)</u>					
01/08/2017	TFR 895454 TO MICALIZZI CHARTERED A		275.00		275.00 DR
09/03/2018	TFR 284011 TO MICALIZZI CHARTERED A		2,090.00		2,365.00 DR
			2,365.00		2,365.00 DR
Administration Costs (30200)					
<u>Administration Costs (30200)</u>					
27/10/2017			254.00		254.00 DR
			254.00		254.00 DR
ATO Supervisory Levy (30400)					
<u>ATO Supervisory Levy (30400)</u>					
07/03/2018			259.00		259.00 DR
			259.00		259.00 DR
Auditor's Remuneration (30700)					
<u>Auditor's Remuneration (30700)</u>					
09/03/2018	TFR 284011 TO MICALIZZI CHARTERED A		440.00		440.00 DR
			440.00		440.00 DR
Bank Charges (31500)					
<u>Bank Charges (31500)</u>					
06/09/2017	TRANSFER FROM SPG DISTRIBUTION HEALTH TRUST			0.43	0.43 CR

Sherlock Superannuation Fund

General Ledger

For The Period 01 July 2017 - 30 June 2018

Transaction Date	Description	Units	Debit	Credit	Balance \$
13/09/2017	TRANSFER FROM SPG NORTHPOINT DISTRIBUTION OWING		0.22		0.21 CR
18/04/2018	OVERDRAWN FEE		6.00		5.79 DR
18/04/2018	WAIVE: OVERDRAWN FEE			6.00	0.21 CR
			6.22	6.43	0.21 CR
Interest Paid (37900)					
<u>Interest Paid (37900)</u>					
30/04/2018	DEBIT INTEREST CHARGED		1.41		1.41 DR
			1.41		1.41 DR
Pensions Paid (41600)					
<u>(Pensions Paid) Sherlock, Jennifer - Pension (TRIS) (SHEJEN00002P)</u>					
30/06/2018	To process Pension		54,410.00		54,410.00 DR
			54,410.00		54,410.00 DR
<u>(Pensions Paid) Sherlock, Jennifer - Pension (Pension) (SHEJEN00003P)</u>					
30/06/2018	To process Pension		9,590.00		9,590.00 DR
			9,590.00		9,590.00 DR
<u>(Pensions Paid) Sherlock, Michael Andrew - Pension (TRIS) (SHEMIC00002P)</u>					
30/06/2018	To process Pension		67,430.00		67,430.00 DR
			67,430.00		67,430.00 DR
<u>(Pensions Paid) Sherlock, Michael Andrew - Pension (Pension) (SHEMIC00003P)</u>					
30/06/2018	To process Pension		12,570.00		12,570.00 DR
			12,570.00		12,570.00 DR
Benefits Paid/Transfers Out (46000)					
<u>(Benefits Paid/Transfers Out) Sherlock, Jennifer - Accumulation (SHEJEN00004A)</u>					
30/06/2018	To process Pension		58,650.77		58,650.77 DR
30/06/2018	System Member Journals			58,650.77	0.00 DR
			58,650.77	58,650.77	0.00 DR
<u>(Benefits Paid/Transfers Out) Sherlock, Michael Andrew - Accumulation (SHEMIC00004A)</u>					
30/06/2018	To process Pension		59,640.23		59,640.23 DR
30/06/2018	System Member Journals			59,640.23	0.00 DR
			59,640.23	59,640.23	0.00 DR
Income Tax Expense (48500)					
<u>Income Tax Expense (48500)</u>					
30/06/2018	Create Entries - Franking Credits Adjustment - 30/06/2018			1,673.52	1,673.52 CR
30/06/2018	Create Entries - Income Tax Expense - 30/06/2018		59,221.20		57,547.68 DR
			59,221.20	1,673.52	57,547.68 DR
Profit/Loss Allocation Account (49000)					
<u>Profit/Loss Allocation Account (49000)</u>					
25/07/2017	System Member Journals		850.00		850.00 DR
14/11/2017	System Member Journals		21,250.00		22,100.00 DR
14/11/2017	System Member Journals		20,400.00		42,500.00 DR
21/06/2018	System Member Journals		501.00		43,001.00 DR
30/06/2018	System Member Journals			54,410.00	11,409.00 CR
30/06/2018	System Member Journals			9,590.00	20,999.00 CR

Sherlock Superannuation Fund

General Ledger

For The Period 01 July 2017 - 30 June 2018

Transaction Date	Description	Units	Debit	Credit	Balance \$
30/06/2018	System Member Journals			67,430.00	88,429.00 CR
30/06/2018	System Member Journals			12,570.00	100,999.00 CR
30/06/2018	Create Entries - Profit/Loss Allocation - 30/06/2018		112,936.52		11,937.52 DR
30/06/2018	Create Entries - Profit/Loss Allocation - 30/06/2018		19,881.75		31,819.27 DR
30/06/2018	Create Entries - Profit/Loss Allocation - 30/06/2018		186,451.16		218,270.43 DR
30/06/2018	Create Entries - Profit/Loss Allocation - 30/06/2018		111,980.01		330,250.44 DR
30/06/2018	Create Entries - Profit/Loss Allocation - 30/06/2018		20,906.58		351,157.02 DR
30/06/2018	Create Entries - Profit/Loss Allocation - 30/06/2018		231,065.54		582,222.56 DR
30/06/2018	Create Entries - Income Tax Expense Allocation - 30/06/2018			23,098.69	559,123.87 DR
30/06/2018	Create Entries - Income Tax Expense Allocation - 30/06/2018			28,622.51	530,501.36 DR
			726,222.56	195,721.20	530,501.36 DR

Opening Balance (50010)

(Opening Balance) Sherlock, Jennifer - Pension (TRIS) (SHEJEN00001P)

01/07/2017	Opening Balance				0.01 CR
					0.01 CR

(Opening Balance) Sherlock, Jennifer - Pension (TRIS) (SHEJEN00002P)

01/07/2017	Opening Balance				3,154,745.63 CR
01/07/2017	Close Period Journal		1,794,553.57		1,360,192.06 CR
			1,794,553.57		1,360,192.06 CR

(Opening Balance) Sherlock, Jennifer - Pension (Pension) (SHEJEN00003P)

01/07/2017	Opening Balance				213,867.22 CR
01/07/2017	Close Period Journal			25,940.72	239,807.94 CR
				25,940.72	239,807.94 CR

(Opening Balance) Sherlock, Jennifer - Accumulation (SHEJEN00004A)

01/07/2017	Close Period Journal			2,232,353.40	2,232,353.40 CR
				2,232,353.40	2,232,353.40 CR

(Opening Balance) Sherlock, Michael Andrew - Pension (TRIS) (SHEMIC00002P)

01/07/2017	Opening Balance				3,624,198.00 CR
01/07/2017	Close Period Journal		2,275,676.02		1,348,521.98 CR
			2,275,676.02		1,348,521.98 CR

(Opening Balance) Sherlock, Michael Andrew - Pension (Pension) (SHEMIC00003P)

01/07/2017	Opening Balance				224,215.36 CR
01/07/2017	Close Period Journal			27,262.66	251,478.02 CR
				27,262.66	251,478.02 CR

(Opening Balance) Sherlock, Michael Andrew - Accumulation (SHEMIC00004A)

01/07/2017	Close Period Journal			2,770,088.45	2,770,088.45 CR
				2,770,088.45	2,770,088.45 CR

Contributions (52420)

(Contributions) Sherlock, Jennifer - Accumulation (SHEJEN00004A)

01/07/2017	Opening Balance				82,254.50 CR
01/07/2017	Close Period Journal		82,254.50		0.00 DR
25/07/2017	System Member Journals			1,000.00	1,000.00 CR

Sherlock Superannuation Fund

General Ledger

For The Period 01 July 2017 - 30 June 2018

Transaction Date	Description	Units	Debit	Credit	Balance \$
14/11/2017	System Member Journals			24,000.00	25,000.00 CR
21/06/2018	System Member Journals			501.00	25,501.00 CR
			82,254.50	25,501.00	25,501.00 CR
<u>(Contributions) Sherlock, Michael Andrew - Accumulation (SHEMIC00004A)</u>					
01/07/2017	Opening Balance				82,254.50 CR
01/07/2017	Close Period Journal		82,254.50		0.00 DR
14/11/2017	System Member Journals			25,000.00	25,000.00 CR
			82,254.50	25,000.00	25,000.00 CR
Share of Profit/(Loss) (53100)					
<u>(Share of Profit/(Loss)) Sherlock, Jennifer - Pension (TRIS) (SHEJEN00002P)</u>					
01/07/2017	Opening Balance				503,081.44 CR
01/07/2017	Close Period Journal		503,081.44		0.00 DR
30/06/2018	Create Entries - Profit/Loss Allocation - 30/06/2018			112,936.52	112,936.52 CR
			503,081.44	112,936.52	112,936.52 CR
<u>(Share of Profit/(Loss)) Sherlock, Jennifer - Pension (Pension) (SHEJEN00003P)</u>					
01/07/2017	Opening Balance				34,491.04 CR
01/07/2017	Close Period Journal		34,491.04		0.00 DR
30/06/2018	Create Entries - Profit/Loss Allocation - 30/06/2018			19,881.75	19,881.75 CR
			34,491.04	19,881.75	19,881.75 CR
<u>(Share of Profit/(Loss)) Sherlock, Jennifer - Accumulation (SHEJEN00004A)</u>					
01/07/2017	Opening Balance				4,877.52 CR
01/07/2017	Close Period Journal		4,877.52		0.00 DR
30/06/2018	Create Entries - Profit/Loss Allocation - 30/06/2018			186,451.16	186,451.16 CR
			4,877.52	186,451.16	186,451.16 CR
<u>(Share of Profit/(Loss)) Sherlock, Michael Andrew - Pension (TRIS) (SHEMIC00002P)</u>					
01/07/2017	Opening Balance				577,753.96 CR
01/07/2017	Close Period Journal		577,753.96		0.00 DR
30/06/2018	Create Entries - Profit/Loss Allocation - 30/06/2018			111,980.01	111,980.01 CR
			577,753.96	111,980.01	111,980.01 CR
<u>(Share of Profit/(Loss)) Sherlock, Michael Andrew - Pension (Pension) (SHEMIC00003P)</u>					
01/07/2017	Opening Balance				36,233.01 CR
01/07/2017	Close Period Journal		36,233.01		0.00 DR
30/06/2018	Create Entries - Profit/Loss Allocation - 30/06/2018			20,906.58	20,906.58 CR
			36,233.01	20,906.58	20,906.58 CR
<u>(Share of Profit/(Loss)) Sherlock, Michael Andrew - Accumulation (SHEMIC00004A)</u>					
01/07/2017	Opening Balance				4,877.52 CR
01/07/2017	Close Period Journal		4,877.52		0.00 DR
30/06/2018	Create Entries - Profit/Loss Allocation - 30/06/2018			231,065.54	231,065.54 CR
			4,877.52	231,065.54	231,065.54 CR
Income Tax (53330)					
<u>(Income Tax) Sherlock, Jennifer - Accumulation (SHEJEN00004A)</u>					
01/07/2017	Opening Balance				1,414.42 DR
01/07/2017	Close Period Journal			1,414.42	0.00 DR

Sherlock Superannuation Fund

General Ledger

For The Period 01 July 2017 - 30 June 2018

Transaction Date	Description	Units	Debit	Credit	Balance \$
30/06/2018	Create Entries - Income Tax Expense Allocation - 30/06/2018		23,098.69		23,098.69 DR
			23,098.69	1,414.42	23,098.69 DR
<u>(Income Tax) Sherlock, Michael Andrew - Accumulation (SHEMIC00004A)</u>					
01/07/2017	Opening Balance				1,414.43 DR
01/07/2017	Close Period Journal			1,414.43	0.00 DR
30/06/2018	Create Entries - Income Tax Expense Allocation - 30/06/2018		28,622.51		28,622.51 DR
			28,622.51	1,414.43	28,622.51 DR
Contributions Tax (53800)					
<u>(Contributions Tax) Sherlock, Jennifer - Accumulation (SHEJEN00004A)</u>					
01/07/2017	Opening Balance				5,250.00 DR
01/07/2017	Close Period Journal			5,250.00	0.00 DR
25/07/2017	System Member Journals		150.00		150.00 DR
14/11/2017	System Member Journals		3,600.00		3,750.00 DR
			3,750.00	5,250.00	3,750.00 DR
<u>(Contributions Tax) Sherlock, Michael Andrew - Accumulation (SHEMIC00004A)</u>					
01/07/2017	Opening Balance				5,250.00 DR
01/07/2017	Close Period Journal			5,250.00	0.00 DR
14/11/2017	System Member Journals		3,750.00		3,750.00 DR
			3,750.00	5,250.00	3,750.00 DR
Pensions Paid (54160)					
<u>(Pensions Paid) Sherlock, Jennifer - Pension (TRIS) (SHEJEN00002P)</u>					
01/07/2017	Opening Balance				145,749.21 DR
01/07/2017	Close Period Journal			145,749.21	0.00 DR
30/06/2018	System Member Journals		54,410.00		54,410.00 DR
			54,410.00	145,749.21	54,410.00 DR
<u>(Pensions Paid) Sherlock, Jennifer - Pension (Pension) (SHEJEN00003P)</u>					
01/07/2017	Opening Balance				8,550.32 DR
01/07/2017	Close Period Journal			8,550.32	0.00 DR
30/06/2018	System Member Journals		9,590.00		9,590.00 DR
			9,590.00	8,550.32	9,590.00 DR
<u>(Pensions Paid) Sherlock, Michael Andrew - Pension (TRIS) (SHEMIC00002P)</u>					
01/07/2017	Opening Balance				163,809.12 DR
01/07/2017	Close Period Journal			163,809.12	0.00 DR
30/06/2018	System Member Journals		67,430.00		67,430.00 DR
			67,430.00	163,809.12	67,430.00 DR
<u>(Pensions Paid) Sherlock, Michael Andrew - Pension (Pension) (SHEMIC00003P)</u>					
01/07/2017	Opening Balance				8,970.35 DR
01/07/2017	Close Period Journal			8,970.35	0.00 DR
30/06/2018	System Member Journals		12,570.00		12,570.00 DR
			12,570.00	8,970.35	12,570.00 DR
Benefits Paid/Transfers Out (54500)					
<u>(Benefits Paid/Transfers Out) Sherlock, Jennifer - Accumulation (SHEJEN00004A)</u>					
30/06/2018	System Member Journals		58,650.77		58,650.77 DR
			58,650.77		58,650.77 DR

Sherlock Superannuation Fund

General Ledger

For The Period 01 July 2017 - 30 June 2018

Transaction Date	Description	Units	Debit	Credit	Balance \$
<u>(Benefits Paid/Transfers Out) Sherlock, Michael Andrew - Accumulation (SHEMIC00004A)</u>					
30/06/2018	System Member Journals		59,640.23		59,640.23 DR
			59,640.23		59,640.23 DR
Internal Transfers In (56100)					
<u>(Internal Transfers In) Sherlock, Jennifer - Accumulation (SHEJEN00004A)</u>					
01/07/2017	Opening Balance				2,151,885.80 CR
01/07/2017	Close Period Journal		2,151,885.80		0.00 DR
			2,151,885.80		0.00 DR
<u>(Internal Transfers In) Sherlock, Michael Andrew - Accumulation (SHEMIC00004A)</u>					
01/07/2017	Opening Balance				2,689,620.86 CR
01/07/2017	Close Period Journal		2,689,620.86		0.00 DR
30/06/2018	Internal Transfer			0.01	0.01 CR
			2,689,620.86	0.01	0.01 CR
Internal Transfers Out (57100)					
<u>(Internal Transfers Out) Sherlock, Jennifer - Pension (TRIS) (SHEJEN00001P)</u>					
30/06/2018	Internal Transfer		0.01		0.01 DR
			0.01		0.01 DR
<u>(Internal Transfers Out) Sherlock, Jennifer - Pension (TRIS) (SHEJEN00002P)</u>					
01/07/2017	Opening Balance				2,151,885.80 DR
01/07/2017	Close Period Journal			2,151,885.80	0.00 DR
				2,151,885.80	0.00 DR
<u>(Internal Transfers Out) Sherlock, Michael Andrew - Pension (TRIS) (SHEMIC00002P)</u>					
01/07/2017	Opening Balance				2,689,620.86 DR
01/07/2017	Close Period Journal			2,689,620.86	0.00 DR
				2,689,620.86	0.00 DR
Bank Accounts (60400)					
<u>ANZ Business Online Saver 2102-27107 (ANZ Business Online)</u>					
01/07/2017	Opening Balance				646.65 DR
04/07/2017	TFR 996794 FROM 498659821		7,008.00		7,654.65 DR
04/07/2017	TFR 997293 TO 014002498659821			890.00	6,764.65 DR
06/07/2017	TFR 506927 FROM 498659821		3,332.00		10,096.65 DR
07/07/2017	TFR 425400 FROM 498659821		2,083.00		12,179.65 DR
10/07/2017	TFR 939321 FROM 498659821		5,042.00		17,221.65 DR
11/07/2017	TFR 911257 TO 014002498659821			16,760.00	461.65 DR
13/07/2017	TFR 256619 FROM 498659821		5,250.00		5,711.65 DR
14/07/2017	TFR 968903 FROM 498659821		11,982.00		17,693.65 DR
18/07/2017	TFR 737778 FROM 498659821		2,263.00		19,956.65 DR
21/07/2017	TFR 151954 TO 014002498659821			19,000.00	956.65 DR
25/07/2017	TFR 797063 TO 014002498659821			956.00	0.65 DR
28/07/2017	TFR 244331 FROM 498659821		61,150.00		61,150.65 DR
31/07/2017	TFR 231076 TO 014002498659821			25,000.00	36,150.65 DR
31/07/2017	CREDIT INTEREST PAID		5.51		36,156.16 DR
01/08/2017	TFR 898681 FROM 498659821		729.00		36,885.16 DR
07/08/2017	TFR 673592 FROM 498659821		6,467.00		43,352.16 DR
08/08/2017	TFR 825509 FROM 498659821		10,108.00		53,460.16 DR

Sherlock Superannuation Fund

General Ledger

For The Period 01 July 2017 - 30 June 2018

Transaction Date	Description	Units	Debit	Credit	Balance \$
10/08/2017	TFR 421531 FROM 498659821		4,771.00		58,231.16 DR
14/08/2017	TFR 328093 FROM 498659821		1,471.00		59,702.16 DR
14/08/2017	TFR 561989 FROM 498659821		17,125.00		76,827.16 DR
23/08/2017	TFR 450976 FROM 498659821		9,950.00		86,777.16 DR
29/08/2017	TFR 712352 TO 014002498659821			19,000.00	67,777.16 DR
31/08/2017	CREDIT INTEREST PAID		27.41		67,804.57 DR
01/09/2017	TFR 477725 FROM 498659821		41,154.00		108,958.57 DR
05/09/2017	TFR 888969 FROM 498659821		6,467.00		115,425.57 DR
05/09/2017	TFR 336864 FROM 498659821		13,384.00		128,809.57 DR
06/09/2017	TFR 126286 FROM 498659821		13,684.00		142,493.57 DR
11/09/2017	TFR 834534 TO 014002498659821			24,100.00	118,393.57 DR
11/09/2017	TFR 968628 TO 014002498659821			25,000.00	93,393.57 DR
11/09/2017	TFR 708868 TO 014002498659821			15,700.00	77,693.57 DR
14/09/2017	TFR 965024 FROM 498659821		39,587.00		117,280.57 DR
19/09/2017	TFR 144125 FROM 498659821		6,146.00		123,426.57 DR
19/09/2017	TFR 843816 FROM 498659821		62,262.00		185,688.57 DR
21/09/2017	TFR 524977 TO 014002498659821			180,000.00	5,688.57 DR
22/09/2017	TFR 189703 FROM 498659821		4,802.00		10,490.57 DR
25/09/2017	TFR 595713 FROM 498659821		60,000.00		70,490.57 DR
26/09/2017	TFR 692332 FROM 498659821		274,000.00		344,490.57 DR
29/09/2017	CREDIT INTEREST PAID		51.01		344,541.58 DR
02/10/2017	TFR 525117 FROM 498659821		2,159.00		346,700.58 DR
04/10/2017	TFR 970571 FROM 498659821		126,975.00		473,675.58 DR
09/10/2017	TFR 834935 FROM 498659821		5,525.00		479,200.58 DR
10/10/2017	TFR 989217 FROM 498659821		8,105.00		487,305.58 DR
16/10/2017	TFR 676464 FROM 498659821		17,594.00		504,899.58 DR
20/10/2017	TFR 618254 FROM 498659821		5,156.13		510,055.71 DR
20/10/2017	TFR 429895 FROM 498659821		6,408.38		516,464.09 DR
23/10/2017	TFR 978732 TO 014002498659821			4.09	516,460.00 DR
23/10/2017	TFR 494870 TO 014002498659821			25,000.00	491,460.00 DR
26/10/2017	TFR 541698 TO 014002498659821			3,300.00	488,160.00 DR
27/10/2017	TFR 421112 FROM 498659821		19,000.00		507,160.00 DR
31/10/2017	TFR 986991 FROM 498659821		1,215.00		508,375.00 DR
31/10/2017	CREDIT INTEREST PAID		206.92		508,581.92 DR
03/11/2017	TFR 883618 FROM 498659821		7,008.00		515,589.92 DR
07/11/2017	TFR 504867 FROM 498659821		10,400.00		525,989.92 DR
07/11/2017	TFR 505506 TO 014002498659821			833.00	525,156.92 DR
07/11/2017	TFR 505062 TO 014002498659821			393,900.00	131,256.92 DR
13/11/2017	TFR 711749 TO 014002498659821			131,256.00	0.92 DR
16/11/2017	TFR 792048 FROM 498659821		912.00		912.92 DR
23/11/2017	TFR 261597 FROM 498659821		8,077.00		8,989.92 DR
30/11/2017	TFR 301500 FROM 498659821		2,154.00		11,143.92 DR
30/11/2017	CREDIT INTEREST PAID		60.80		11,204.72 DR
05/12/2017	TFR 953488 FROM 498659821		8,482.00		19,686.72 DR
06/12/2017	TFR 620124 FROM 498659821		2,983.00		22,669.72 DR
08/12/2017	TFR 236750 FROM 498659821		7,126.00		29,795.72 DR
08/12/2017	TFR 237417 TO 014002498659821			25,000.00	4,795.72 DR

Sherlock Superannuation Fund

General Ledger

For The Period 01 July 2017 - 30 June 2018

Transaction Date	Description	Units	Debit	Credit	Balance \$
12/12/2017	TFR 934805 FROM 498659821		3,531.00		8,326.72 DR
13/12/2017	TFR 506614 FROM 498659821		5,250.00		13,576.72 DR
14/12/2017	TFR 414766 FROM 498659821		11,875.00		25,451.72 DR
19/12/2017	TFR 446383 FROM 498659821		10,805.00		36,256.72 DR
20/12/2017	TFR 100462 TO 014002498659821			5,000.00	31,256.72 DR
20/12/2017	TFR 866946 TO 014002498659821			26,700.00	4,556.72 DR
22/12/2017	TFR 826169 FROM 498659821		157,954.00		162,510.72 DR
28/12/2017	TFR 229610 FROM 498659821		1,150.00		163,660.72 DR
29/12/2017	CREDIT INTEREST PAID		19.80		163,680.52 DR
03/01/2018	TFR 648597 FROM 498659821		1,796.00		165,476.52 DR
05/01/2018	TFR 163937 FROM 498659821		7,674.00		173,150.52 DR
09/01/2018	TFR 596803 FROM 498659821		8,834.00		181,984.52 DR
15/01/2018	TFR 297264 FROM 498659821		3,531.00		185,515.52 DR
16/01/2018	TFR 563421 FROM 498659821		17,125.00		202,640.52 DR
17/01/2018	TFR 272936 FROM 498659821		28,450.00		231,090.52 DR
22/01/2018	TFR 382929 FROM 498659821		5,300.00		236,390.52 DR
23/01/2018	TFR 543796 FROM 498659821		25,000.00		261,390.52 DR
24/01/2018	TFR 937175 TO 014002498659821			390.00	261,000.52 DR
31/01/2018	TFR 599968 TO 014002498659821			556.00	260,444.52 DR
31/01/2018	CREDIT INTEREST PAID		93.35		260,537.87 DR
02/02/2018	TFR 423317 FROM 498659821		15,000.00		275,537.87 DR
05/02/2018	TFR 172017 FROM 498659821		901.00		276,438.87 DR
08/02/2018	TFR 696333 FROM 498659821		16,503.00		292,941.87 DR
13/02/2018	TFR 939869 FROM 498659821		6,745.93		299,687.80 DR
14/02/2018	TFR 631962 FROM 498659821		13,906.00		313,593.80 DR
22/02/2018	TFR 634304 FROM 498659821		29,138.00		342,731.80 DR
28/02/2018	CREDIT INTEREST PAID		116.54		342,848.34 DR
01/03/2018	TFR 222117 FROM 498659821		2,156.00		345,004.34 DR
05/03/2018	TFR 386359 TO 014002498659821			500.00	344,504.34 DR
06/03/2018	TFR 853135 FROM 498659821		8,000.00		352,504.34 DR
09/03/2018	TFR 284738 FROM 498659821		5,279.00		357,783.34 DR
13/03/2018	TFR 610582 FROM 498659821		6,740.00		364,523.34 DR
22/03/2018	ANZ INTERNET BANKING FUNDS TFER TRANSFER 238947 FROM 498659821 [ANZ INTERNET BANKING FUNDS TFER TRANSFER 238947 TO 014002210227107]		26,822.00		391,345.34 DR
27/03/2018	ANZ INTERNET BANKING FUNDS TFER TRANSFER 723142 FROM 210227107 [ANZ INTERNET BANKING FUNDS TFER TRANSFER 723142 TO 014002498659821]			35,000.00	356,345.34 DR
29/03/2018	ANZ INTERNET BANKING FUNDS TFER TRANSFER 366096 FROM 210227107 [ANZ INTERNET BANKING FUNDS TFER TRANSFER 366096 TO 014002498659821]			315,000.00	41,345.34 DR
29/03/2018	CREDIT INTEREST PAID		143.92		41,489.26 DR
05/04/2018	ANZ INTERNET BANKING FUNDS TFER TRANSFER 194246 TO		10,424.00		51,913.26 DR

Sherlock Superannuation Fund

General Ledger

For The Period 01 July 2017 - 30 June 2018

Transaction Date	Description	Units	Debit	Credit	Balance \$
05/04/2018	BANKING FUNDS TFER TRANSFER 194246 FROM 498659821] ANZ INTERNET BANKING FUNDS TFER TRANSFER 194819 TO 014002498659821 [ANZ INTERNET BANKING FUNDS TFER TRANSFER 194819 FROM 210227107]			50,000.00	1,913.26 DR
07/04/2018	ANZ INTERNET BANKING FUNDS TFER TRANSFER 340017 FROM 498659821 [ANZ INTERNET BANKING FUNDS TFER TRANSFER 340017 TO 014002210227107]		2,683.00		4,596.26 DR
10/04/2018	ANZ INTERNET BANKING FUNDS TFER TRANSFER 654156 FROM 498659821 [ANZ INTERNET BANKING FUNDS TFER TRANSFER 654156 TO 014002210227107]		7,772.00		12,368.26 DR
10/04/2018	ANZ INTERNET BANKING FUNDS TFER TRANSFER 654799 TO 014002498659821 [ANZ INTERNET BANKING FUNDS TFER TRANSFER 654799 FROM 210227107]			10,000.00	2,368.26 DR
14/04/2018	ANZ INTERNET BANKING FUNDS TFER TRANSFER 270824 FROM 498659821		19,573.00		21,941.26 DR
14/04/2018	ANZ INTERNET BANKING FUNDS TFER TRANSFER 270949 TO 014002498659821			20,000.00	1,941.26 DR
18/04/2018	ANZ INTERNET BANKING FUNDS TFER TRANSFER 248479 TO 014002210227107 [ANZ INTERNET BANKING FUNDS TFER TRANSFER 248479 FROM 498659821]		3,450.00		5,391.26 DR
18/04/2018	ANZ INTERNET BANKING FUNDS TFER TRANSFER 248857 TO 014002498659821 [ANZ INTERNET BANKING FUNDS TFER TRANSFER 248857 FROM 210227107]			5,000.00	391.26 DR
19/04/2018	ANZ INTERNET BANKING FUNDS TFER TRANSFER 888692 TO 014002595220482			391.00	0.26 DR
24/04/2018	ANZ INTERNET BANKING FUNDS TFER TRANSFER 706104 FROM 498659821		4,668.00		4,668.26 DR
28/04/2018	ANZ INTERNET BANKING FUNDS TFER TRANSFER 992940 FROM 498659821 [ANZ INTERNET BANKING FUNDS TFER TRANSFER 992940 TO 014002210227107]		1,150.00		5,818.26 DR
28/04/2018	ANZ INTERNET BANKING FUNDS TFER TRANSFER 993081 TO 014002498659821			5,000.00	818.26 DR
30/04/2018	CREDIT INTEREST PAID		3.98		822.24 DR
02/05/2018	ANZ INTERNET BANKING FUNDS TFER TRANSFER 472087 FROM 498659821		1,030.00		1,852.24 DR
04/05/2018	ANZ INTERNET BANKING FUNDS TFER TRANSFER 133744 FROM 498659821 [ANZ INTERNET BANKING FUNDS TFER TRANSFER 133744 TO		2,000.00		3,852.24 DR

Sherlock Superannuation Fund

General Ledger

For The Period 01 July 2017 - 30 June 2018

Transaction Date	Description	Units	Debit	Credit	Balance \$
	014002210227107]				
04/05/2018	ANZ INTERNET BANKING FUNDS TFER TRANSFER 892685 FROM 498909819		3,000.00		6,852.24 DR
04/05/2018	ANZ INTERNET BANKING FUNDS TFER TRANSFER 134404 TO 014002498659821			50.00	6,802.24 DR
04/05/2018	ANZ INTERNET BANKING FUNDS TFER TRANSFER 131963 TO 014002498659821			4,000.00	2,802.24 DR
09/05/2018	ANZ INTERNET BANKING FUNDS TFER TRANSFER 521997 FROM 498659821		8,253.00		11,055.24 DR
09/05/2018	ANZ INTERNET BANKING FUNDS TFER TRANSFER 522327 TO 014002498659821			11,000.00	55.24 DR
10/05/2018	ANZ INTERNET BANKING FUNDS TFER TRANSFER 213690 FROM 498659821		1,955.00		2,010.24 DR
15/05/2018	ANZ INTERNET BANKING FUNDS TFER TRANSFER 993301 TO 014002498659821			1,000.00	1,010.24 DR
17/05/2018	ANZ INTERNET BANKING FUNDS TFER TRANSFER 606898 TO 014002498659821 [ANZ INTERNET BANKING FUNDS TFER TRANSFER 606898 FROM 210227107]			1,010.00	0.24 DR
31/05/2018	ANZ INTERNET BANKING FUNDS TFER TRANSFER 379772 FROM 498659821 [ANZ INTERNET BANKING FUNDS TFER TRANSFER 379772 TO 014002210227107]		1,841.00		1,841.24 DR
05/06/2018	ANZ INTERNET BANKING FUNDS TFER TRANSFER 976121 FROM 210227107 [ANZ INTERNET BANKING FUNDS TFER TRANSFER 976121 TO 014002498659821]			1,841.00	0.24 DR
06/06/2018	ANZ INTERNET BANKING FUNDS TFER TRANSFER 859935 TO 014002210227107 [ANZ INTERNET BANKING FUNDS TFER TRANSFER 859935 FROM 498659821]		1,818.00		1,818.24 DR
10/06/2018	ANZ INTERNET BANKING FUNDS TFER TRANSFER 923310 TO 014002498659821 [ANZ INTERNET BANKING FUNDS TFER TRANSFER 923310 FROM 210227107]			1,818.00	0.24 DR
15/06/2018	ANZ INTERNET BANKING FUNDS TFER TRANSFER 385973 FROM 498659821 [ANZ INTERNET BANKING FUNDS TFER TRANSFER 385973 TO 014002210227107]		2,344.00		2,344.24 DR
21/06/2018	TRANSFER FROM ATO ATO009000009380854		501.00		2,845.24 DR
29/06/2018	ANZ INTERNET BANKING FUNDS TFER TRANSFER 418045 TO 014002498659821 [ANZ INTERNET BANKING FUNDS TFER TRANSFER 418045 FROM 210227107]			2,845.00	0.24 DR
			1,402,153.68	1,402,800.09	0.24 DR
	Cash at Bank (ANZ 4986-59821) (ANZ498659821)				

Sherlock Superannuation Fund

General Ledger

For The Period 01 July 2017 - 30 June 2018

Transaction Date	Description	Units	Debit	Credit	Balance \$
01/07/2017	Opening Balance				0.43 DR
03/07/2017	TRANSFER FROM SENTINEL PROPERT SENTINEL HOMEMAKER		791.67		792.10 DR
03/07/2017	TRANSFER FROM SENTINEL DISTRIB COUNTRYWIDE		6,216.34		7,008.44 DR
04/07/2017	TRANSFER FROM SENTINEL DFO CAIRNS		291.67		7,300.11 DR
04/07/2017	TFR 996794 FROM 498659821			7,008.00	292.11 DR
04/07/2017	TFR 997293 TO 014002498659821		890.00		1,182.11 DR
05/07/2017	TRANSFER FROM SENTINEL DANDENONG DISTRIBU		1,275.00		2,457.11 DR
05/07/2017	TRANSFER FROM BCC MACKAY DISTRIBUTION		1,708.33		4,165.44 DR
05/07/2017	TFR 472424 TO ESTELLADAM PTY L			833.33	3,332.11 DR
06/07/2017	TRANSFER FROM SENTINEL - CBPT DISTRIBUTION		2,083.33		5,415.44 DR
06/07/2017	TFR 506927 FROM 498659821			3,332.00	2,083.44 DR
07/07/2017	TRANSFER FROM SENTINEL INFRAS AIRLIE BEACH		898.33		2,981.77 DR
07/07/2017	TRANSFER FROM SENTINEL DISTRIB CITILINK DIST		4,143.75		7,125.52 DR
07/07/2017	TFR 425400 FROM 498659821			2,083.00	5,042.52 DR
10/07/2017	TRANSFER FROM BANK OF QLD TUGGERANONG DISTRI		468.75		5,511.27 DR
10/07/2017	TRANSFER FROM BANK OF QLD SENTINEL INCOME DI		1,020.83		6,532.10 DR
10/07/2017	TRANSFER FROM BOURKE STREET CH SENTINEL BOURKE ST		1,708.33		8,240.43 DR
10/07/2017	TRANSFER FROM SENTINEL IPSWICH SENTINEL IPSWICH		2,041.67		10,282.10 DR
10/07/2017	TFR 939321 FROM 498659821			5,042.00	5,240.10 DR
11/07/2017				22,000.00	16,759.90 CR
11/07/2017	TFR 911257 TO 014002498659821		16,760.00		0.10 DR
12/07/2017	TRANSFER FROM NORTHPOINT SENTINEL DIST		5,250.00		5,250.10 DR
13/07/2017	TRANSFER FROM SENTINEL DISTRIB JACANA INTEREST		107.52		5,357.62 DR
13/07/2017	TRANSFER FROM SENTINEL DISTRIB REGIONAL OFFICE		11,875.00		17,232.62 DR
13/07/2017	TFR 256619 FROM 498659821			5,250.00	11,982.62 DR
14/07/2017	TFR 968903 FROM 498659821			11,982.00	0.62 DR
17/07/2017	TRANSFER FROM SENTINEL ROBINA OFFICE		395.83		396.45 DR
17/07/2017	TRANSFER FROM SENTINEL PAGET DISTRIBUTION		1,866.67		2,263.12 DR
18/07/2017	TFR 737778 FROM 498659821			2,263.00	0.12 DR
19/07/2017	TRANSFER FROM SENTINEL TUGGERA SENTINEL TUGGERAH		1,000.00		1,000.12 DR
19/07/2017	TRANSFER FROM BANK OF QLD SENTINEL INDUSTRIA		4,354.17		5,354.29 DR
20/07/2017	TRANSFER FROM ORANGE HOMEMAKER SENTINEL DISTRIBU		4,000.00		9,354.29 DR
21/07/2017				25,000.00	15,645.71 CR
21/07/2017	TFR 151954 TO 014002498659821		19,000.00		3,354.29 DR
24/07/2017	TFR 414411 TO ESTELLADAM PTY L			1,666.67	1,687.62 DR
25/07/2017	TFR 798566 FROM 498909819		1,000.00		2,687.62 DR
25/07/2017	TFR 797063 TO 014002498659821		956.00		3,643.62 DR
27/07/2017	TRANSFER FROM SPRINGWOOD CHEQU DISTRIBUTION		1,150.00		4,793.62 DR

Sherlock Superannuation Fund

General Ledger

For The Period 01 July 2017 - 30 June 2018

Transaction Date	Description	Units	Debit	Credit	Balance \$
27/07/2017				3,643.00	1,150.62 DR
28/07/2017	TRANSFER FROM SPG DISTRIBU HEALTH TRUST [Return Of Capital]		60,000.00		61,150.62 DR
28/07/2017	TFR 244331 FROM 498659821			61,150.00	0.62 DR
31/07/2017	TRANSFER FROM SENTINEL PAGET - PAGET SENTINEL		1,004.17		1,004.79 DR
31/07/2017				25,000.00	23,995.21 CR
31/07/2017	CREDIT INTEREST PAID		0.08		23,995.13 CR
31/07/2017	TFR 231076 TO 014002498659821		25,000.00		1,004.87 DR
01/08/2017	TFR 895454 TO MICALIZZI CHARTERED A			275.00	729.87 DR
01/08/2017	TFR 898681 FROM 498659821			729.00	0.87 DR
02/08/2017	TRANSFER FROM SENTINEL PROPERT SENTINEL HOME MAKER		791.67		792.54 DR
03/08/2017	TRANSFER FROM SENTINEL DISTRIB COUNTRYWIDE		6,216.34		7,008.88 DR
04/08/2017	TRANSFER FROM SENTINEL DFO CAIRNS		291.67		7,300.55 DR
07/08/2017	TFR 608046 TO ESTELLADAM PTY L			833.33	6,467.22 DR
07/08/2017	TRANSFER FROM SENTINEL INFRAST AIRLIE BEACH		898.33		7,365.55 DR
07/08/2017	TRANSFER FROM SENTINEL DANDENONG DISTRIBU		1,275.00		8,640.55 DR
07/08/2017	TRANSFER FROM BCC MACKAY DISTRIBUTION		1,708.33		10,348.88 DR
07/08/2017	TRANSFER FROM SENTINEL - CBPT DISTRIBUTION		2,083.33		12,432.21 DR
07/08/2017	TRANSFER FROM SENTINEL DISTRIB CITILINK DIST		4,143.75		16,575.96 DR
07/08/2017	TFR 673592 FROM 498659821			6,467.00	10,108.96 DR
08/08/2017	TFR 825509 FROM 498659821			10,108.00	0.96 DR
09/08/2017	TRANSFER FROM BANK OF QLD SENTINEL INCOME DI		1,020.83		1,021.79 DR
09/08/2017	TRANSFER FROM BOURKE STREET CH SENTINEL BOURKE ST		1,708.33		2,730.12 DR
09/08/2017	TRANSFER FROM SENTINEL IPSWICH SENTINEL IPSWICH		2,041.67		4,771.79 DR
10/08/2017	TRANSFER FROM BANK OF QLD TUGGERANONG DISTRI		468.75		5,240.54 DR
10/08/2017	TFR 421531 FROM 498659821			4,771.00	469.54 DR
11/08/2017	TRANSFER FROM RENTAL GUARANTEE JIMBOOMBA SENTINEL		1,002.11		1,471.65 DR
14/08/2017	TRANSFER FROM NORTHPOINT SENTINEL DIST		5,250.00		6,721.65 DR
14/08/2017	TRANSFER FROM SENTINEL DISTRIB REGIONAL OFFICE		11,875.00		18,596.65 DR
14/08/2017	TFR 328093 FROM 498659821			1,471.00	17,125.65 DR
14/08/2017	TFR 561989 FROM 498659821			17,125.00	0.65 DR
17/08/2017	TRANSFER FROM SENTINEL ROBINA OFFICE		395.83		396.48 DR
17/08/2017	TRANSFER FROM SENTINEL PAGET DISTRIBUTION		1,866.67		2,263.15 DR
21/08/2017	TRANSFER FROM SENTINEL TUGGERA SENTINEL TUGGERAH		1,000.00		3,263.15 DR
21/08/2017	TRANSFER FROM ORANGE HOME MAKER SENTINEL DISTRIBUT		4,000.00		7,263.15 DR
21/08/2017	TRANSFER FROM BANK OF QLD SENTINEL INDUSTRIA		4,354.17		11,617.32 DR
22/08/2017	TFR 669832 TO ESTELLADAM PTY L			1,666.67	9,950.65 DR
23/08/2017	TFR 450976 FROM 498659821			9,950.00	0.65 DR

Sherlock Superannuation Fund

General Ledger

For The Period 01 July 2017 - 30 June 2018

Transaction Date	Description	Units	Debit	Credit	Balance \$
28/08/2017	TRANSFER FROM SPRINGWOOD CHEQU DISTRIBUTION		1,150.00		1,150.65 DR
29/08/2017	TRANSFER FROM SENTINEL PAGET - PAGET SENTINEL		1,004.17		2,154.82 DR
29/08/2017	TFR 713399 TO RUSSELLS SOLICITORS L			20,000.00	17,845.18 CR
29/08/2017	TFR 712352 TO 014002498659821		19,000.00		1,154.82 DR
31/08/2017	CREDIT INTEREST PAID		0.15		1,154.97 DR
01/09/2017	TRANSFER FROM SPG DISTRIBUTION HEALTH TRUST [Return Of Capital]		140,000.00		141,154.97 DR
01/09/2017	TFR 476231 TO 014002498909819			100,000.00	41,154.97 DR
01/09/2017	TFR 477725 FROM 498659821			41,154.00	0.97 DR
04/09/2017	TRANSFER FROM SENTINEL DFO CAIRNS		291.67		292.64 DR
04/09/2017	TRANSFER FROM SENTINEL PROPERT SENTINEL HOMEMAKER		791.67		1,084.31 DR
04/09/2017	TRANSFER FROM SENTINEL DISTRIBUTION COUNTRYWIDE		6,216.34		7,300.65 DR
05/09/2017	TRANSFER FROM SENTINEL DANDENONG DISTRIBUTION		1,275.00		8,575.65 DR
05/09/2017	TRANSFER FROM BCC MACKAY DISTRIBUTION		1,708.33		10,283.98 DR
05/09/2017	TRANSFER FROM BCC MACKAY DISTRIBUTION OWING		10,410.99		20,694.97 DR
05/09/2017	TFR 777995 TO ESTELLADAM PTY L			833.33	19,861.64 DR
05/09/2017	TFR 888969 FROM 498659821			6,467.00	13,394.64 DR
05/09/2017	TFR 336864 FROM 498659821			13,384.00	10.64 DR
06/09/2017	TRANSFER FROM SENTINEL - CBPT DISTRIBUTION		2,083.33		2,093.97 DR
06/09/2017	TRANSFER FROM SENTINEL - CBPT DISTRIBUTION OWING		2,280.33		4,374.30 DR
06/09/2017	TRANSFER FROM SPG DISTRIBUTION HEALTH TRUST		9,320.43		13,694.73 DR
06/09/2017	TFR 126286 FROM 498659821			13,684.00	10.73 DR
07/09/2017	TRANSFER FROM SENTINEL INFRASTRUCTURE AIRLIE BEACH		898.33		909.06 DR
11/09/2017	TFR 969035 TO OCEAN INTERNATIONAL P			25,000.00	24,090.94 CR
11/09/2017	TRANSFER FROM BANK OF QLD TUGGERANONG DISTRICT		468.75		23,622.19 CR
11/09/2017	TRANSFER FROM BANK OF QLD SENTINEL INCOME DISTRIBUTION		1,020.83		22,601.36 CR
11/09/2017	TRANSFER FROM BOURKE STREET CH SENTINEL BOURKE ST		1,708.33		20,893.03 CR
11/09/2017	TRANSFER FROM SENTINEL IPSWICH SENTINEL IPSWICH		2,041.67		18,851.36 CR
11/09/2017	TRANSFER FROM SENTINEL DISTRIBUTION CITILINK DISTRICT		4,143.75		14,707.61 CR
11/09/2017	TFR 709193 TO OCEAN INTERNATIONAL P			25,000.00	39,707.61 CR
11/09/2017	TFR 834534 TO 014002498659821		24,100.00		15,607.61 CR
11/09/2017	TFR 708868 TO 014002498659821		15,700.00		92.39 DR
11/09/2017	TFR 968628 TO 014002498659821		25,000.00		25,092.39 DR
11/09/2017	TFR 834860 TO OCEAN INTERNATIONAL P			25,000.00	92.39 DR
12/09/2017	TRANSFER FROM NORTHPOINT SENTINEL DISTRICT		5,250.00		5,342.39 DR
12/09/2017	TRANSFER FROM SPG DISTRIBUTION HEALTH TRUST [Return Of Capital]		60,000.00		65,342.39 DR
13/09/2017	TRANSFER FROM SPG NORTHPOINT DISTRIBUTION OWING		5,369.78		70,712.17 DR
13/09/2017	TRANSFER FROM SENTINEL DISTRIBUTION		11,875.00		82,587.17 DR

Sherlock Superannuation Fund

General Ledger

For The Period 01 July 2017 - 30 June 2018

Transaction Date	Description	Units	Debit	Credit	Balance \$
	REGIONAL OFFICE				
13/09/2017	TFR 319804 TO OCEAN INTERNATIONAL P			25,000.00	57,587.17 DR
14/09/2017	TFR 960292 TO OCEAN INTERNATIONAL P			18,000.00	39,587.17 DR
14/09/2017	TFR 965024 FROM 498659821			39,587.00	0.17 DR
18/09/2017	TRANSFER FROM SENTINEL ROBINA OFFICE		395.83		396.00 DR
18/09/2017	TRANSFER FROM SENTINEL PAGET DISTRIBUTION		1,866.67		2,262.67 DR
18/09/2017	TRANSFER FROM SPG DISTRIBUTU HEALTH TRUST [Return Of Capital]		60,000.00		62,262.67 DR
19/09/2017	TRANSFER FROM BANK OF QLD SENTINEL INDUSTRIA		791.67		63,054.34 DR
19/09/2017	TRANSFER FROM SENTINEL TUGGERA SENTINEL TUGGERAH		1,000.00		64,054.34 DR
19/09/2017	TRANSFER FROM BANK OF QLD SENTINEL INDUSTRIA		4,354.17		68,408.51 DR
19/09/2017	TFR 144125 FROM 498659821			6,146.00	62,262.51 DR
19/09/2017	TFR 843816 FROM 498659821			62,262.00	0.51 DR
20/09/2017	TRANSFER FROM ST MAGNUS FINAL DISTRIBUTION		2,468.40		2,468.91 DR
20/09/2017	TRANSFER FROM ORANGE HOMEMAKER SENTINEL DISTRIBUT		4,000.00		6,468.91 DR
21/09/2017				180,000.00	173,531.09 CR
21/09/2017	TFR 524977 TO 014002498659821		180,000.00		6,468.91 DR
22/09/2017	TRANSFER FROM SPG DISTRIBUTU HEALTH TRUST [Return Of Capital]		60,000.00		66,468.91 DR
22/09/2017	TFR 828141 TO ESTELLADAM PTY L			1,666.67	64,802.24 DR
22/09/2017	TFR 189703 FROM 498659821			4,802.00	60,000.24 DR
25/09/2017	TRANSFER FROM BOURKE STREET CH SENTINEL BOURKE ST		274,000.00		334,000.24 DR
25/09/2017	TFR 595713 FROM 498659821			60,000.00	274,000.24 DR
26/09/2017	TFR 692332 FROM 498659821			274,000.00	0.24 DR
27/09/2017	TRANSFER FROM SPRINGWOOD CHEQU DISTRIBUTION		1,150.00		1,150.24 DR
29/09/2017	TRANSFER FROM SENTINEL PAGET - PAGET SENTINEL		1,004.17		2,154.41 DR
29/09/2017	CREDIT INTEREST PAID		5.43		2,159.84 DR
02/10/2017	TFR 525117 FROM 498659821			2,159.00	0.84 DR
03/10/2017	TRANSFER FROM SENTINEL PROPERT SENTINEL HOMEMAKER		791.67		792.51 DR
03/10/2017	TRANSFER FROM SENTINEL DISTRIB COUNTRYWIDE		6,216.34		7,008.85 DR
04/10/2017	TRANSFER FROM SENTINEL DFO CAIRNS		291.67		7,300.52 DR
04/10/2017	TRANSFER FROM SPG DISTRIBUTU HEALTH TRUST		48,206.86		55,507.38 DR
04/10/2017	TRANSFER FROM BOURKE STREET CH SENTINEL BOURKE ST		72,760.00		128,267.38 DR
04/10/2017	TFR 970571 FROM 498659821			126,975.00	1,292.38 DR
05/10/2017	TRANSFER FROM SENTINEL DANDENONG DISTRIBUTU		1,275.00		2,567.38 DR
05/10/2017	TRANSFER FROM BCC MACKAY DISTRIBUTION		1,708.33		4,275.71 DR
05/10/2017	TFR 192981 TO ESTELLADAM PTY L			833.33	3,442.38 DR
06/10/2017	TRANSFER FROM SENTINEL - CBPT DISTRIBUTION		2,083.33		5,525.71 DR
09/10/2017	TRANSFER FROM SENTINEL INFRAST AIRLIE BEACH		898.33		6,424.04 DR

Sherlock Superannuation Fund

General Ledger

For The Period 01 July 2017 - 30 June 2018

Transaction Date	Description	Units	Debit	Credit	Balance \$
09/10/2017	TRANSFER FROM BANK OF QLD SENTINEL INCOME DI		1,020.83		7,444.87 DR
09/10/2017	TRANSFER FROM SENTINEL IPSWICH SENTINEL IPSWICH		2,041.67		9,486.54 DR
09/10/2017	TRANSFER FROM SENTINEL DISTRIB CITILINK DIST		4,143.75		13,630.29 DR
09/10/2017	TFR 834935 FROM 498659821			5,525.00	8,105.29 DR
10/10/2017	TFR 989217 FROM 498659821			8,105.00	0.29 DR
11/10/2017	TRANSFER FROM BANK OF QLD TUGGERANONG DISTRI		468.75		469.04 DR
12/10/2017	TRANSFER FROM NORTHPOINT SENTINEL DIST		5,250.00		5,719.04 DR
13/10/2017	TRANSFER FROM SENTINEL DISTRIB REGIONAL OFFICE		11,875.00		17,594.04 DR
16/10/2017	TRANSFER FROM SENTINEL ROBINA OFFICE		395.83		17,989.87 DR
16/10/2017	TRANSFER FROM SENTINEL PAGET DISTRIBUTION		1,866.67		19,856.54 DR
16/10/2017	TFR 676464 FROM 498659821			17,594.00	2,262.54 DR
19/10/2017	TRANSFER FROM BANK OF QLD SENTINEL INDUSTRIA		791.67		3,054.21 DR
19/10/2017	TRANSFER FROM SENTINEL TUGGERA SENTINEL TUGGERAH		1,000.00		4,054.21 DR
19/10/2017	TRANSFER FROM BANK OF QLD SENTINEL INDUSTRIA		4,354.17		8,408.38 DR
20/10/2017	TRANSFER FROM SPG DISTRIBUTION HEALTH TRUST		4,822.80		13,231.18 DR
20/10/2017	TFR 618254 FROM 498659821			5,156.13	8,075.05 DR
20/10/2017	TFR 429895 FROM 498659821			6,408.38	1,666.67 DR
23/10/2017	TFR 898767 TO ESTELLADAM PTY L			1,666.67	0.00 DR
23/10/2017	TFR 495916 TO RUSSELLS SOLICITORS L			25,000.00	25,000.00 CR
23/10/2017	TFR 978732 TO 014002498659821		4.09		24,995.91 CR
23/10/2017	TFR 494870 TO 014002498659821		25,000.00		4.09 DR
26/10/2017	TFR 541698 TO 014002498659821		3,300.00		3,304.09 DR
27/10/2017	TRANSFER FROM SPRINGWOOD CHEQU DISTRIBUTION		1,150.00		4,454.09 DR
27/10/2017	TRANSFER FROM BOURKE STREET CH SENTINEL BOURKE ST		18,000.00		22,454.09 DR
27/10/2017				254.00	22,200.09 DR
27/10/2017				2,989.00	19,211.09 DR
27/10/2017	TFR 421112 FROM 498659821			19,000.00	211.09 DR
30/10/2017	TRANSFER FROM SENTINEL PAGET - PAGET SENTINEL		1,004.17		1,215.26 DR
31/10/2017	CREDIT INTEREST PAID		0.12		1,215.38 DR
31/10/2017	TFR 986991 FROM 498659821			1,215.00	0.38 DR
02/11/2017	TRANSFER FROM SENTINEL PROPERT SENTINEL HOME MAKER		791.67		792.05 DR
03/11/2017	TRANSFER FROM SENTINEL DISTRIB COUNTRYWIDE		6,216.34		7,008.39 DR
03/11/2017	TFR 883618 FROM 498659821			7,008.00	0.39 DR
06/11/2017	TRANSFER FROM SENTINEL DFO CAIRNS		291.67		292.06 DR
06/11/2017	TRANSFER FROM SENTINEL DANDENONG DISTRIBU		1,275.00		1,567.06 DR
06/11/2017	TRANSFER FROM BCC MACKAY DISTRIBUTION		1,708.33		3,275.39 DR
06/11/2017	TRANSFER FROM SENTINEL - CBPT DISTRIBUTION		2,083.33		5,358.72 DR
07/11/2017	TRANSFER FROM SENTINEL INFRAST		898.33		6,257.05 DR

Sherlock Superannuation Fund

General Ledger

For The Period 01 July 2017 - 30 June 2018

Transaction Date	Description	Units	Debit	Credit	Balance \$
	AIRLIE BEACH				
07/11/2017	TRANSFER FROM SENTINEL DISTRIB CITILINK DIST		4,143.75		10,400.80 DR
07/11/2017	TFR 505506 TO 014002498659821		833.00		11,233.80 DR
07/11/2017	TFR 505062 TO 014002498659821		393,900.00		405,133.80 DR
07/11/2017	TFR 504867 FROM 498659821			10,400.00	394,733.80 DR
09/11/2017	TRANSFER FROM BANK OF QLD SENTINEL INCOME DI		1,020.83		395,754.63 DR
09/11/2017	TRANSFER FROM SENTINEL IPSWICH SENTINEL IPSWICH		2,041.67		397,796.30 DR
09/11/2017				151,500.00	246,296.30 DR
09/11/2017				242,400.00	3,896.30 DR
10/11/2017	TRANSFER FROM BANK OF QLD TUGGERANONG DISTRI		468.75		4,365.05 DR
13/11/2017	TRANSFER FROM NORTHPOINT SENTINEL DIST		5,250.00		9,615.05 DR
13/11/2017	TRANSFER FROM SENTINEL DISTRIB REGIONAL OFFICE		11,875.00		21,490.05 DR
13/11/2017	TFR 711269 TO ESTELLADAM PTY L			833.33	20,656.72 DR
13/11/2017	TFR 711749 TO 014002498659821		131,256.00		151,912.72 DR
14/11/2017	TFR 445977 FROM 498909819		24,000.00		175,912.72 DR
14/11/2017	TFR 445754 FROM 498909819		25,000.00		200,912.72 DR
15/11/2017				200,000.00	912.72 DR
16/11/2017	TRANSFER FROM SENTINEL ROBINA OFFICE		395.83		1,308.55 DR
16/11/2017	TRANSFER FROM SENTINEL PAGET DISTRIBUTION		1,866.67		3,175.22 DR
16/11/2017	TFR 792048 FROM 498659821			912.00	2,263.22 DR
20/11/2017	TRANSFER FROM SENTINEL TUGGERA SENTINEL TUGGERAH		1,000.00		3,263.22 DR
20/11/2017	TRANSFER FROM BANK OF QLD SENTINEL INDUSTRIA		6,480.86		9,744.08 DR
22/11/2017	TFR 752052 TO ESTELLADAM PTY L			1,666.67	8,077.41 DR
23/11/2017	TFR 261597 FROM 498659821			8,077.00	0.41 DR
27/11/2017	TRANSFER FROM SPRINGWOOD CHEQU DISTRIBUTION		1,150.00		1,150.41 DR
29/11/2017	TRANSFER FROM SENTINEL PAGET - PAGET SENTINEL		1,004.17		2,154.58 DR
30/11/2017	CREDIT INTEREST PAID		15.65		2,170.23 DR
30/11/2017	TFR 301500 FROM 498659821			2,154.00	16.23 DR
04/12/2017	TRANSFER FROM SENTINEL DFO CAIRNS		291.67		307.90 DR
04/12/2017	TRANSFER FROM SENTINEL PROPERT SENTINEL HOMEMAKER		791.67		1,099.57 DR
04/12/2017	TRANSFER FROM SENTINEL DISTRIB COUNTRYWIDE		8,216.34		9,315.91 DR
05/12/2017	TRANSFER FROM SENTINEL DANDENONG DISTRIBU		1,275.00		10,590.91 DR
05/12/2017	TRANSFER FROM BCC MACKAY DISTRIBUTION		1,708.33		12,299.24 DR
05/12/2017	TFR 609980 TO ESTELLADAM PTY L			833.33	11,465.91 DR
05/12/2017	TFR 953488 FROM 498659821			8,482.00	2,983.91 DR
06/12/2017	TRANSFER FROM SENTINEL - CBPT DISTRIBUTION		2,083.33		5,067.24 DR
06/12/2017	TFR 620124 FROM 498659821			2,983.00	2,084.24 DR
07/12/2017	TRANSFER FROM SENTINEL INFRAS T AIRLIE BEACH		898.33		2,982.57 DR
07/12/2017	TRANSFER FROM SENTINEL DISTRIB CITILINK DIST		4,143.75		7,126.32 DR

Sherlock Superannuation Fund

General Ledger

For The Period 01 July 2017 - 30 June 2018

Transaction Date	Description	Units	Debit	Credit	Balance \$
08/12/2017	TFR 238362 TO 014002498909819			25,000.00	17,873.68 CR
08/12/2017	TFR 236750 FROM 498659821			7,126.00	24,999.68 CR
08/12/2017	TFR 237417 TO 014002498659821		25,000.00		0.32 DR
11/12/2017	TRANSFER FROM BANK OF QLD TUGGERANONG DISTRI		468.75		469.07 DR
11/12/2017	TRANSFER FROM BANK OF QLD SENTINEL INCOME DI		1,020.83		1,489.90 DR
11/12/2017	TRANSFER FROM SENTINEL IPSWICH SENTINEL IPSWICH		2,041.67		3,531.57 DR
12/12/2017	TRANSFER FROM NORTHPOINT SENTINEL DIST		5,250.00		8,781.57 DR
12/12/2017	TFR 934805 FROM 498659821			3,531.00	5,250.57 DR
13/12/2017	TRANSFER FROM SENTINEL DISTRIB REGIONAL OFFICE		11,875.00		17,125.57 DR
13/12/2017	TFR 506614 FROM 498659821			5,250.00	11,875.57 DR
14/12/2017	TFR 414766 FROM 498659821			11,875.00	0.57 DR
18/12/2017	TRANSFER FROM SENTINEL ROBINA OFFICE		1,583.33		1,583.90 DR
18/12/2017	TRANSFER FROM SENTINEL PAGET DISTRIBUTION		1,866.67		3,450.57 DR
19/12/2017	TRANSFER FROM SENTINEL DISTRIB INDUSTRIAL DIST		7,355.30		10,805.87 DR
19/12/2017	TFR 446383 FROM 498659821			10,805.00	0.87 DR
20/12/2017				29,500.00	29,499.13 CR
20/12/2017	TFR 866946 TO 014002498659821		26,700.00		2,799.13 CR
20/12/2017	TFR 100462 TO 014002498659821		5,000.00		2,200.87 DR
22/12/2017	TRANSFER FROM SENTINEL DANDENONG SETTLEME		157,420.00		159,620.87 DR
22/12/2017	TFR 231881 TO ESTELLADAM PTY L			1,666.67	157,954.20 DR
22/12/2017	TFR 826169 FROM 498659821			157,954.00	0.20 DR
27/12/2017	TRANSFER FROM SPRINGWOOD CHEQU DISTRIBUTION		1,150.00		1,150.20 DR
28/12/2017	TFR 229610 FROM 498659821			1,150.00	0.20 DR
29/12/2017	TRANSFER FROM SENTINEL PAGET - PAGET SENTINEL		1,004.17		1,004.37 DR
29/12/2017	CREDIT INTEREST PAID		0.08		1,004.45 DR
02/01/2018	TRANSFER FROM SENTINEL PROPERT SENTINEL HOMEMAKER		791.67		1,796.12 DR
03/01/2018	TRANSFER FROM SENTINEL DISTRIB COUNTRYWIDE		8,216.34		10,012.46 DR
03/01/2018	TFR 648597 FROM 498659821			1,796.00	8,216.46 DR
04/01/2018	TRANSFER FROM SENTINEL DFO CAIRNS		291.67		8,508.13 DR
05/01/2018	TRANSFER FROM BCC MACKAY DISTRIBUTION		1,708.33		10,216.46 DR
05/01/2018	TFR 802511 TO ESTELLADAM PTY L			833.33	9,383.13 DR
05/01/2018	TFR 163937 FROM 498659821			7,674.00	1,709.13 DR
08/01/2018	TRANSFER FROM SENTINEL INFRAST AIRLIE BEACH		898.33		2,607.46 DR
08/01/2018	TRANSFER FROM SENTINEL - CBPT DISTRIBUTION		2,083.33		4,690.79 DR
08/01/2018	TRANSFER FROM SENTINEL DISTRIB CITILINK DIST		4,143.75		8,834.54 DR
09/01/2018	TRANSFER FROM BANK OF QLD SENTINEL INCOME DI		1,020.83		9,855.37 DR
09/01/2018	TRANSFER FROM SENTINEL IPSWICH SENTINEL IPSWICH		2,041.67		11,897.04 DR
09/01/2018	TFR 596803 FROM 498659821			8,834.00	3,063.04 DR
11/01/2018	TRANSFER FROM BANK OF QLD		468.75		3,531.79 DR

Sherlock Superannuation Fund

General Ledger

For The Period 01 July 2017 - 30 June 2018

Transaction Date	Description	Units	Debit	Credit	Balance \$
	TUGGERANONG DISTRI				
15/01/2018	TRANSFER FROM NORTHPOINT SENTINEL DIST		5,250.00		8,781.79 DR
15/01/2018	TRANSFER FROM SENTINEL DISTRIB REGIONAL OFFICE		11,875.00		20,656.79 DR
15/01/2018	TFR 297264 FROM 498659821			3,531.00	17,125.79 DR
16/01/2018	TRANSFER FROM SENTINEL ROBINA OFFICE		1,583.33		18,709.12 DR
16/01/2018	TRANSFER FROM SENTINEL PAGET DISTRIBUTION		1,866.67		20,575.79 DR
16/01/2018	TRANSFER FROM HOMEMAKER TRUST SENTINEL HOMEMAKER		25,000.00		45,575.79 DR
16/01/2018	TFR 563421 FROM 498659821			17,125.00	28,450.79 DR
17/01/2018	TFR 272936 FROM 498659821			28,450.00	0.79 DR
19/01/2018	TRANSFER FROM SENTINEL DISTRIB INDUSTRIAL DIST		7,355.30		7,356.09 DR
22/01/2018	TFR 512915 TO ESTELLADAM PTY L			1,666.67	5,689.42 DR
22/01/2018	TFR 382929 FROM 498659821			5,300.00	389.42 DR
23/01/2018	TRANSFER FROM SENTINEL IPSWICH SENTINEL IPSWICH	290,000.00			290,389.42 DR
23/01/2018	TFR 543796 FROM 498659821			25,000.00	265,389.42 DR
24/01/2018	TFR 937175 TO 014002498659821		390.00		265,779.42 DR
25/01/2018				265,500.00	279.42 DR
29/01/2018	TRANSFER FROM SENTINEL PAGET - PAGET SENTINEL		1,004.17		1,283.59 DR
29/01/2018	TRANSFER FROM SPRINGWOOD CHEQU DISTRIBUTION		1,150.00		2,433.59 DR
31/01/2018	CREDIT INTEREST PAID		7.59		2,441.18 DR
31/01/2018	TFR 599968 TO 014002498659821		556.00		2,997.18 DR
01/02/2018	TRANSFER FROM SENTINEL DANDENONG SETTLEME		15,300.00		18,297.18 DR
02/02/2018	TRANSFER FROM HOMEMAKER TRUST SENTINEL HOMEMAKER		593.75		18,890.93 DR
02/02/2018				2,989.00	15,901.93 DR
02/02/2018	TFR 423317 FROM 498659821			15,000.00	901.93 DR
05/02/2018	TRANSFER FROM SENTINEL DFO CAIRNS		291.67		1,193.60 DR
05/02/2018	TRANSFER FROM BCC MACKAY DISTRIBUTION		1,708.33		2,901.93 DR
05/02/2018	TRANSFER FROM SENTINEL DISTRIB COUNTRYWIDE		8,216.34		11,118.27 DR
05/02/2018	TFR 172017 FROM 498659821			901.00	10,217.27 DR
06/02/2018	TRANSFER FROM SENTINEL - CBPT DISTRIBUTION		2,083.33		12,300.60 DR
07/02/2018	TRANSFER FROM SENTINEL INFRAS ARLIE BEACH		898.33		13,198.93 DR
07/02/2018	TRANSFER FROM SENTINEL DISTRIB CITILINK DIST		4,143.75		17,342.68 DR
08/02/2018	TFR 696333 FROM 498659821			16,503.00	839.68 DR
09/02/2018	TRANSFER FROM BANK OF QLD SENTINEL INCOME DI		1,020.83		1,860.51 DR
12/02/2018	TRANSFER FROM BANK OF QLD TUGGERANONG DISTRI		468.75		2,329.26 DR
12/02/2018	TRANSFER FROM NORTHPOINT SENTINEL DIST		5,250.00		7,579.26 DR
13/02/2018	TRANSFER FROM SENTINEL RIV QUAYS INTEREST		52.01		7,631.27 DR
13/02/2018	TRANSFER FROM SENTINEL DISTRIB REGIONAL OFFICE		13,854.17		21,485.44 DR
13/02/2018	TFR 939832 TO ESTELLADAM PTY L			833.33	20,652.11 DR

Sherlock Superannuation Fund

General Ledger

For The Period 01 July 2017 - 30 June 2018

Transaction Date	Description	Units	Debit	Credit	Balance \$
13/02/2018	TFR 939869 FROM 498659821			6,745.93	13,906.18 DR
14/02/2018	TFR 631962 FROM 498659821			13,906.00	0.18 DR
16/02/2018	TRANSFER FROM SENTINEL ROBINA OFFICE		1,583.33		1,583.51 DR
16/02/2018	TRANSFER FROM SENTINEL PAGET DISTRIBUTION		1,866.67		3,450.18 DR
19/02/2018	TRANSFER FROM SENTINEL DISTRIB INDUSTRIAL DIST		7,355.30		10,805.48 DR
19/02/2018	TRANSFER FROM SENTINEL IPSWICH SENTINEL IPSWICH		20,000.00		30,805.48 DR
22/02/2018	TFR 340095 TO ESTELLADAM PTY L			1,666.67	29,138.81 DR
22/02/2018	TFR 634304 FROM 498659821			29,138.00	0.81 DR
27/02/2018	TRANSFER FROM SPRINGWOOD CHEQU DISTRIBUTION		1,150.00		1,150.81 DR
28/02/2018	TRANSFER FROM SENTINEL PAGET - PAGET SENTINEL		1,004.17		2,154.98 DR
28/02/2018	CREDIT INTEREST PAID		1.13		2,156.11 DR
01/03/2018	TFR 222117 FROM 498659821			2,156.00	0.11 DR
02/03/2018	TRANSFER FROM HOMEMAKER TRUST SENTINEL HOMEMAKER		593.75		593.86 DR
05/03/2018	TRANSFER FROM SENTINEL DFO CAIRNS		291.67		885.53 DR
05/03/2018	TRANSFER FROM BCC MACKAY DISTRIBUTION		1,708.33		2,593.86 DR
05/03/2018	TRANSFER FROM SENTINEL DISTRIB COUNTRYWIDE		8,216.34		10,810.20 DR
05/03/2018	TFR 893026 TO ESTELLADAM PTY L			833.33	9,976.87 DR
05/03/2018	TFR 386359 TO 014002498659821		500.00		10,476.87 DR
06/03/2018	TRANSFER FROM SENTINEL - CBPT DISTRIBUTION		2,083.33		12,560.20 DR
06/03/2018	TFR 853135 FROM 498659821			8,000.00	4,560.20 DR
07/03/2018	TRANSFER FROM SENTINEL INFRAST AIRLIE BEACH		898.33		5,458.53 DR
07/03/2018	TRANSFER FROM SENTINEL DISTRIB CITILINK DIST		4,143.75		9,602.28 DR
07/03/2018				1,792.38	7,809.90 DR
09/03/2018	TRANSFER FROM BANK OF QLD SENTINEL INCOME DI		1,020.83		8,830.73 DR
09/03/2018	TFR 284011 TO MICALIZZI CHARTERED A			2,530.00	6,300.73 DR
09/03/2018	TFR 284738 FROM 498659821			5,279.00	1,021.73 DR
12/03/2018	TRANSFER FROM BANK OF QLD TUGGERANONG DISTRI		468.75		1,490.48 DR
12/03/2018	TRANSFER FROM NORTHPOINT SENTINEL DIST		5,250.00		6,740.48 DR
13/03/2018	TRANSFER FROM SENTINEL DISTRIB REGIONAL OFFICE		13,854.17		20,594.65 DR
13/03/2018	TFR 610582 FROM 498659821			6,740.00	13,854.65 DR
14/03/2018	TRANSFER FROM TUGGERAH CHEQUE SENTINEL TUGGERAH		1,860.00		15,714.65 DR
16/03/2018	TRANSFER FROM SENTINEL ROBINA OFFICE		1,583.33		17,297.98 DR
16/03/2018	TRANSFER FROM SENTINEL PAGET DISTRIBUTION		1,866.67		19,164.65 DR
19/03/2018	TRANSFER FROM SENTINEL DISTRIB INDUSTRIAL DIST		9,324.45		28,489.10 DR
22/03/2018	ANZ INTERNET BANKING FUNDS TFR TRANSFER 881603 TO ESTELLADAM PTY L			1,666.67	26,822.43 DR
22/03/2018	ANZ INTERNET BANKING FUNDS TFR TRANSFER 238947 FROM			26,822.00	0.43 DR

Sherlock Superannuation Fund

General Ledger

For The Period 01 July 2017 - 30 June 2018

Transaction Date	Description	Units	Debit	Credit	Balance \$
	498659821 [ANZ INTERNET BANKING FUNDS TFER TRANSFER 238947 TO 014002210227107]				
27/03/2018	TRANSFER FROM SPRINGWOOD CHEQU DISTRIBUTION		1,150.00		1,150.43 DR
27/03/2018	ANZ INTERNET BANKING FUNDS TFER TRANSFER 723142 FROM 210227107 [ANZ INTERNET BANKING FUNDS TFER TRANSFER 723142 TO 014002498659821]		35,000.00		36,150.43 DR
28/03/2018	001279			35,000.00	1,150.43 DR
29/03/2018	TRANSFER FROM SENTINEL PAGET - PAGET SENTINEL		1,004.17		2,154.60 DR
29/03/2018	ANZ INTERNET BANKING FUNDS TFER TRANSFER 366096 FROM 210227107 [ANZ INTERNET BANKING FUNDS TFER TRANSFER 366096 TO 014002498659821]		315,000.00		317,154.60 DR
29/03/2018	CREDIT INTEREST PAID		1.61		317,156.21 DR
03/04/2018	TRANSFER FROM SENTINEL DISTRIB COUNTRYWIDE		8,216.34		325,372.55 DR
04/04/2018	TRANSFER FROM SENTINEL DFO CAIRNS		291.67		325,664.22 DR
04/04/2018	TRANSFER FROM HOMEMAKER TRUST SENTINEL HOMEMAKER		593.75		326,257.97 DR
04/04/2018	001280			315,000.00	11,257.97 DR
05/04/2018	TRANSFER FROM RUTHERFORD CHEQU SENTINEL DISTRIBUT		600.00		11,857.97 DR
05/04/2018	ANZ INTERNET BANKING FUNDS TFER TRANSFER 194819 TO 014002498659821 [ANZ INTERNET BANKING FUNDS TFER TRANSFER 194819 FROM 210227107]		50,000.00		61,857.97 DR
05/04/2018	ANZ INTERNET BANKING FUNDS TFER TRANSFER 601643 TO ESTELLADAM PTY L			833.33	61,024.64 DR
05/04/2018	ANZ INTERNET BANKING FUNDS TFER TRANSFER 194246 TO 014002210227107 [ANZ INTERNET BANKING FUNDS TFER TRANSFER 194246 FROM 498659821]			10,424.00	50,600.64 DR
05/04/2018	ANZ INTERNET BANKING FUNDS TFER TRANSFER 195088 TO 014002498909819			50,000.00	600.64 DR
06/04/2018	TRANSFER FROM SENTINEL - CBPT DISTRIBUTION		2,083.33		2,683.97 DR
07/04/2018	ANZ INTERNET BANKING FUNDS TFER TRANSFER 340017 FROM 498659821 [ANZ INTERNET BANKING FUNDS TFER TRANSFER 340017 TO 014002210227107]			2,683.00	0.97 DR
09/04/2018	TRANSFER FROM SENTINEL INFRASST AIRLIE BEACH		898.33		899.30 DR
09/04/2018	TRANSFER FROM BANK OF QLD SENTINEL INCOME DI		1,020.83		1,920.13 DR
09/04/2018	TRANSFER FROM BCC MACKAY DISTRIBUTION		1,708.33		3,628.46 DR

Sherlock Superannuation Fund

General Ledger

For The Period 01 July 2017 - 30 June 2018

Transaction Date	Description	Units	Debit	Credit	Balance \$
09/04/2018	TRANSFER FROM SENTINEL DISTRIB CITILINK DIST		4,143.75		7,772.21 DR
10/04/2018	ANZ INTERNET BANKING FUNDS TFER TRANSFER 654799 TO 014002498659821 [ANZ INTERNET BANKING FUNDS TFER TRANSFER 654799 FROM 210227107]		10,000.00		17,772.21 DR
10/04/2018	ANZ INTERNET BANKING FUNDS TFER TRANSFER 654156 FROM 498659821 [ANZ INTERNET BANKING FUNDS TFER TRANSFER 654156 TO 014002210227107]			7,772.00	10,000.21 DR
10/04/2018	ANZ INTERNET BANKING FUNDS TFER TRANSFER 655167 TO 014002498909819			10,000.00	0.21 DR
11/04/2018	TRANSFER FROM BANK OF QLD TUGGERANONG DISTRI		468.75		468.96 DR
13/04/2018	TRANSFER FROM NORTHPOINT SENTINEL DIST		5,250.00		5,718.96 DR
13/04/2018	TRANSFER FROM SENTINEL DISTRIB REGIONAL OFFICE		13,854.17		19,573.13 DR
14/04/2018	ANZ INTERNET BANKING FUNDS TFER TRANSFER 271064 TO 014002498909819			20,000.00	426.87 CR
14/04/2018	ANZ INTERNET BANKING FUNDS TFER TRANSFER 270824 FROM 498659821			19,573.00	19,999.87 CR
14/04/2018	ANZ INTERNET BANKING FUNDS TFER TRANSFER 270949 TO 014002498659821		20,000.00		0.13 DR
16/04/2018	TRANSFER FROM SENTINEL ROBINA OFFICE		1,583.33		1,583.46 DR
16/04/2018	TRANSFER FROM SENTINEL PAGET DISTRIBUTION		1,866.67		3,450.13 DR
18/04/2018	ANZ INTERNET BANKING FUNDS TFER TRANSFER 248857 TO 014002498659821 [ANZ INTERNET BANKING FUNDS TFER TRANSFER 248857 FROM 210227107]		5,000.00		8,450.13 DR
18/04/2018	001281			2,989.00	5,461.13 DR
18/04/2018	ANZ INTERNET BANKING FUNDS TFER TRANSFER 248479 TO 014002210227107 [ANZ INTERNET BANKING FUNDS TFER TRANSFER 248479 FROM 498659821]			3,450.00	2,011.13 DR
18/04/2018	ANZ INTERNET BANKING FUNDS TFER TRANSFER 249091 TO 014002498909819			5,000.00	2,988.87 CR
18/04/2018	OVERDRAWN FEE			6.00	2,994.87 CR
18/04/2018	WAIVE: OVERDRAWN FEE		6.00		2,988.87 CR
19/04/2018	ANZ INTERNET BANKING FUNDS TFER TRANSFER 888827 FROM 498909819		3,000.00		11.13 DR
19/04/2018	TRANSFER FROM SENTINEL DISTRIB INDUSTRIAL DIST		9,324.45		9,335.58 DR
21/04/2018	ANZ INTERNET BANKING FUNDS TFER TRANSFER 310009 TO 014002498909819			3,000.00	6,335.58 DR
22/04/2018	ANZ INTERNET BANKING FUNDS TFER TRANSFER 417643 TO			1,666.67	4,668.91 DR

Sherlock Superannuation Fund

General Ledger

For The Period 01 July 2017 - 30 June 2018

Transaction Date	Description	Units	Debit	Credit	Balance \$
	ESTELLADAM PTY L				
24/04/2018	ANZ INTERNET BANKING FUNDS TFER TRANSFER 706104 FROM 498659821			4,668.00	0.91 DR
27/04/2018	TRANSFER FROM SPRINGWOOD CHEQU DISTRIBUTION		1,150.00		1,150.91 DR
28/04/2018	ANZ INTERNET BANKING FUNDS TFER TRANSFER 992940 FROM 498659821 [ANZ INTERNET BANKING FUNDS TFER TRANSFER 992940 TO 014002210227107]			1,150.00	0.91 DR
28/04/2018	ANZ INTERNET BANKING FUNDS TFER TRANSFER 993237 TO 014002498909819			5,000.00	4,999.09 CR
28/04/2018	ANZ INTERNET BANKING FUNDS TFER TRANSFER 993081 TO 014002498659821		5,000.00		0.91 DR
30/04/2018	TRANSFER FROM SENTINEL PAGET - PAGET SENTINEL		1,004.17		1,005.08 DR
30/04/2018	CREDIT INTEREST PAID		26.39		1,031.47 DR
30/04/2018	DEBIT INTEREST CHARGED			1.41	1,030.06 DR
02/05/2018	TRANSFER FROM HOMEMAKER TRUST SENTINEL HOMEMAKER		593.75		1,623.81 DR
02/05/2018	ANZ INTERNET BANKING FUNDS TFER TRANSFER 472087 FROM 498659821			1,030.00	593.81 DR
03/05/2018	TRANSFER FROM SENTINEL DISTRIB COUNTRYWIDE		8,216.34		8,810.15 DR
04/05/2018	TRANSFER FROM SENTINEL DFO CAIRNS		291.67		9,101.82 DR
04/05/2018	ANZ INTERNET BANKING FUNDS TFER TRANSFER 133744 FROM 498659821 [ANZ INTERNET BANKING FUNDS TFER TRANSFER 133744 TO 014002210227107]			2,000.00	7,101.82 DR
04/05/2018	ANZ INTERNET BANKING FUNDS TFER TRANSFER 132282 TO 014002498909819			10,000.00	2,898.18 CR
04/05/2018	ANZ INTERNET BANKING FUNDS TFER TRANSFER 131963 TO 014002498659821		4,000.00		1,101.82 DR
04/05/2018	ANZ INTERNET BANKING FUNDS TFER TRANSFER 134404 TO 014002498659821		50.00		1,151.82 DR
05/05/2018	ANZ INTERNET BANKING FUNDS TFER TRANSFER 364472 TO ESTELLADAM PTY L			833.33	318.49 DR
08/05/2018	TRANSFER FROM BCC MACKAY DISTRIBUTION		1,708.33		2,026.82 DR
08/05/2018	TRANSFER FROM SENTINEL - CBPT DISTRIBUTION		2,083.33		4,110.15 DR
08/05/2018	TRANSFER FROM SENTINEL DISTRIB CITILINK DIST		4,143.75		8,253.90 DR
09/05/2018	TRANSFER FROM SENTINEL INFRASST AIRLIE BEACH		934.17		9,188.07 DR
09/05/2018	TRANSFER FROM BANK OF QLD SENTINEL INCOME DI		1,020.83		10,208.90 DR
09/05/2018	ANZ INTERNET BANKING FUNDS TFER TRANSFER 522471 TO 014002498909819			11,000.00	791.10 CR
09/05/2018	ANZ INTERNET BANKING FUNDS TFER TRANSFER 521997 FROM			8,253.00	9,044.10 CR

Sherlock Superannuation Fund

General Ledger

For The Period 01 July 2017 - 30 June 2018

Transaction Date	Description	Units	Debit	Credit	Balance \$
	498659821				
09/05/2018	ANZ INTERNET BANKING FUNDS TFER TRANSFER 522327 TO 014002498659821		11,000.00		1,955.90 DR
10/05/2018	TRANSFER FROM BANK OF QLD TUGGERANONG DISTR		468.75		2,424.65 DR
10/05/2018	ANZ INTERNET BANKING FUNDS TFER TRANSFER 213690 FROM 498659821			1,955.00	469.65 DR
14/05/2018	TRANSFER FROM NORTHPOINT SENTINEL DIST		5,250.00		5,719.65 DR
14/05/2018	TRANSFER FROM SENTINEL DISTRIB REGIONAL OFFICE		13,854.17		19,573.82 DR
15/05/2018	ANZ INTERNET BANKING FUNDS TFER TRANSFER 993717 TO 014002498909819			20,000.00	426.18 CR
15/05/2018	ANZ INTERNET BANKING FUNDS TFER TRANSFER 993301 TO 014002498659821		1,000.00		573.82 DR
17/05/2018	ANZ INTERNET BANKING FUNDS TFER TRANSFER 606898 TO 014002498659821 [ANZ INTERNET BANKING FUNDS TFER TRANSFER 606898 FROM 210227107]		1,010.00		1,583.82 DR
17/05/2018	TRANSFER FROM SENTINEL ROBINA OFFICE		1,583.33		3,167.15 DR
17/05/2018	TRANSFER FROM SENTINEL PAGET DISTRIBUTION		1,866.67		5,033.82 DR
17/05/2018	ANZ INTERNET BANKING FUNDS TFER TRANSFER 607064 TO 014002498909819			5,000.00	33.82 DR
21/05/2018	TRANSFER FROM SENTINEL DISTRIB INDUSTRIAL DIST		9,324.45		9,358.27 DR
22/05/2018	ANZ INTERNET BANKING FUNDS TFER TRANSFER 535606 TO ESTELLADAM PTY L			1,666.67	7,691.60 DR
22/05/2018	ANZ INTERNET BANKING FUNDS TFER TRANSFER 617469 TO 014002498909819			7,000.00	691.60 DR
28/05/2018	TRANSFER FROM SPRINGWOOD CHEQU DISTRIBUTION		1,150.00		1,841.60 DR
31/05/2018	ANZ INTERNET BANKING FUNDS TFER TRANSFER 379772 FROM 498659821 [ANZ INTERNET BANKING FUNDS TFER TRANSFER 379772 TO 014002210227107]			1,841.00	0.60 DR
31/05/2018	CREDIT INTEREST PAID		0.13		0.73 DR
04/06/2018	TRANSFER FROM SENTINEL DFO CAIRNS		291.67		292.40 DR
04/06/2018	TRANSFER FROM HOMEMAKER TRUST SENTINEL HOMEMAKER		593.75		886.15 DR
04/06/2018	TRANSFER FROM SENTINEL DISTRIB COUNTRYWIDE		8,216.34		9,102.49 DR
05/06/2018	TRANSFER FROM BCC MACKAY DISTRIBUTION		1,708.33		10,810.82 DR
05/06/2018	ANZ INTERNET BANKING FUNDS TFER TRANSFER 976121 FROM 210227107 [ANZ INTERNET BANKING FUNDS TFER TRANSFER 976121 TO 014002498659821]		1,841.00		12,651.82 DR

Sherlock Superannuation Fund

General Ledger

For The Period 01 July 2017 - 30 June 2018

Transaction Date	Description	Units	Debit	Credit	Balance \$
05/06/2018	ANZ INTERNET BANKING FUNDS TFER TRANSFER 731212 TO ESTELLADAM PTY L			833.33	11,818.49 DR
05/06/2018	ANZ INTERNET BANKING FUNDS TFER TRANSFER 976394 TO 014002498909819			10,000.00	1,818.49 DR
06/06/2018	TRANSFER FROM SENTINEL - CBPT DISTRIBUTION		2,083.33		3,901.82 DR
06/06/2018	ANZ INTERNET BANKING FUNDS TFER TRANSFER 859935 TO 014002210227107 [ANZ INTERNET BANKING FUNDS TFER TRANSFER 859935 FROM 498659821]			1,818.00	2,083.82 DR
07/06/2018	TRANSFER FROM SENTINEL DISTRIB CITILINK DIST		4,143.75		6,227.57 DR
08/06/2018	TRANSFER FROM SENTINEL INFRAST AIRLIE BEACH		934.17		7,161.74 DR
10/06/2018	ANZ INTERNET BANKING FUNDS TFER TRANSFER 923310 TO 014002498659821 [ANZ INTERNET BANKING FUNDS TFER TRANSFER 923310 FROM 210227107]		1,818.00		8,979.74 DR
11/06/2018	TRANSFER FROM BANK OF QLD TUGGERANONG DISTRIB		468.75		9,448.49 DR
11/06/2018	TRANSFER FROM BANK OF QLD SENTINEL INCOME DI		1,020.83		10,469.32 DR
12/06/2018	TRANSFER FROM NORTHPOINT SENTINEL DIST		5,250.00		15,719.32 DR
12/06/2018	ANZ INTERNET BANKING FUNDS TFER TRANSFER 709422 TO 014002498909819			10,000.00	5,719.32 DR
14/06/2018	TRANSFER FROM SENTINEL DISTRIB REGIONAL OFFICE		16,625.00		22,344.32 DR
15/06/2018	TRANSFER FROM SENTINEL DANDENONG SETTLEME		79.72		22,424.04 DR
15/06/2018	ANZ INTERNET BANKING FUNDS TFER TRANSFER 385973 FROM 498659821 [ANZ INTERNET BANKING FUNDS TFER TRANSFER 385973 TO 014002210227107]			2,344.00	20,080.04 DR
15/06/2018	ANZ INTERNET BANKING FUNDS TFER TRANSFER 385476 TO 014002498909819			20,000.00	80.04 DR
18/06/2018	TRANSFER FROM SENTINEL ROBINA OFFICE		1,583.33		1,663.37 DR
18/06/2018	TRANSFER FROM SENTINEL PAGET DISTRIBUTION		1,866.67		3,530.04 DR
19/06/2018	TRANSFER FROM SENTINEL SPG ROTHWELL		191.08		3,721.12 DR
19/06/2018	TRANSFER FROM SENTINEL DISTRIB INDUSTRIAL DIST		9,991.95		13,713.07 DR
21/06/2018	ANZ INTERNET BANKING FUNDS TFER TRANSFER 397535 TO 014002498909819			12,000.00	1,713.07 DR
22/06/2018	ANZ INTERNET BANKING FUNDS TFER TRANSFER 811519 TO ESTELLADAM PTY L			1,666.67	46.40 DR
25/06/2018	TRANSFER FROM RENTAL GUARANTEE JIMBOOMBA SENTINEL		1,371.31		1,417.71 DR

Sherlock Superannuation Fund

General Ledger

For The Period 01 July 2017 - 30 June 2018

Transaction Date	Description	Units	Debit	Credit	Balance \$
25/06/2018	TRANSFER FROM SPRINGWOOD CHEQU DISTRIBUTION		12,000.00		13,417.71 DR
27/06/2018	TRANSFER FROM SPRINGWOOD CHEQU DISTRIBUTION		1,150.00		14,567.71 DR
28/06/2018	TRANSFER FROM NORTHPOINT ER SENTINEL DIST		22,500.00		37,067.71 DR
29/06/2018	ANZ INTERNET BANKING FUNDS TFER TRANSFER 418045 TO 014002498659821 [ANZ INTERNET BANKING FUNDS TFER TRANSFER 418045 FROM 210227107]		2,845.00		39,912.71 DR
29/06/2018	ANZ INTERNET BANKING FUNDS TFER TRANSFER 418596 TO 014002498909819			39,900.00	12.71 DR
29/06/2018	CREDIT INTEREST PAID		0.95		13.66 DR
			3,462,205.46	3,462,192.23	13.66 DR

Distributions Receivable (61800)

Sentinel Mackay Retail Trust (\$-T0010)

01/07/2017	Opening Balance				10,411.00 DR
05/09/2017	TRANSFER FROM BCC MACKAY DISTRIBUTION OWING			10,410.99	0.01 DR
30/06/2018	To record distribution receivable		5,067.00		5,067.01 DR
			5,067.00	10,410.99	5,067.01 DR

\$-T0011 - Sentinel Cleveland Business Park Trust (\$-T0011)

01/07/2017	Opening Balance				2,280.00 DR
06/09/2017	TRANSFER FROM SENTINEL - CBPT DISTRIBUTION OWING			2,280.33	0.33 CR
30/06/2018	To record distribution receivable		4,818.00		4,817.67 DR
			4,818.00	2,280.33	4,817.67 DR

Sentinel Homemaker Trust no 2 - Northpoint (Mackay Homemakers) Trust (\$-T0015)

01/07/2017	Opening Balance				5,370.00 DR
13/09/2017	TRANSFER FROM SPG NORTHPOINT DISTRIBUTION OWING			5,370.00	0.00 DR
				5,370.00	0.00 DR

Sentinel Citilink Trust (\$-T0035)

01/07/2017	Opening Balance				0.30 CR
					0.30 CR

Sentinel Countrywide Retail Trust (\$-T0038)

01/07/2017	Opening Balance				6,216.00 DR
03/07/2017	TRANSFER FROM SENTINEL DISTRIB COUNTRYWIDE			6,216.34	0.34 CR
30/06/2018	To record distribution receivable		8,216.00		8,215.66 DR
			8,216.00	6,216.34	8,215.66 DR

Sentinel Industrial Trust (\$-T0039)

01/07/2017	Opening Balance				4,353.83 DR
19/07/2017	TRANSFER FROM BANK OF QLD SENTINEL INDUSTRIA			4,354.17	0.34 CR
30/06/2018	To record distribution receivable		9,992.00		9,991.66 DR
			9,992.00	4,354.17	9,991.66 DR

Sentinel Homemaker Trust Norwa (\$-T0046)

01/07/2017	Opening Balance				792.33 DR
------------	-----------------	--	--	--	-----------

Sherlock Superannuation Fund

General Ledger

For The Period 01 July 2017 - 30 June 2018

Transaction Date	Description	Units	Debit	Credit	Balance \$
03/07/2017	TRANSFER FROM SENTINEL PROPERT SENTINEL HOME MAKER			791.67	0.66 DR
30/06/2018	To record distribution receivable		594.00		594.66 DR
			594.00	791.67	594.66 DR
<u>Seq Homemaker Trust No 1 (Rothwell) (\$-T0047)</u>					
30/06/2018	To record distribution receivable		158.00		158.00 DR
			158.00		158.00 DR
<u>SENTINEL REGIONAL OFFICE TRUST (\$-T00582)</u>					
01/07/2017	Opening Balance				11,875.00 DR
13/07/2017	TRANSFER FROM SENTINEL DISTRIB REGIONAL OFFICE			11,875.00	0.00 DR
30/06/2018	To record distribution receivable		16,625.00		16,625.00 DR
			16,625.00	11,875.00	16,625.00 DR
<u>Sentinel Health Trust (\$-T0059)</u>					
01/07/2017	Opening Balance				9,320.00 DR
06/09/2017	TRANSFER FROM SPG DISTRIBU HEALTH TRUST			9,320.00	0.00 DR
				9,320.00	0.00 DR
Other Assets (76000)					
<u>St Magnus Vineyard Project (\$-T0003)</u>					
01/07/2017	Opening Balance	1.00			0.00 DR
20/09/2017	TRANSFER FROM ST MAGNUS FINAL DISTRIBUTION	(1.00)		745.99	745.99 CR
20/09/2017	Unrealised Gain writeback as at 20/09/2017		8,744.17		7,998.18 DR
30/06/2018	Revaluation - 30/06/2018 @ \$0.000000 - 0.000000 Units on hand			7,998.18	0.00 DR
		0.00	8,744.17	8,744.17	0.00 DR
Shares in Listed Companies (Australian) (77600)					
<u>Wesfarmers Limited (WES.AX)</u>					
01/07/2017	Opening Balance	86.00			3,450.32 DR
28/09/2017	To record WES DRP	3.00	103.20		3,553.52 DR
05/04/2018	To record WES DRP	2.00	91.67		3,645.19 DR
30/06/2018	Revaluation - 29/06/2018 @ \$49.360000 (System Price) - 91.000001 Units on hand		846.57		4,491.76 DR
		91.00	1,041.44		4,491.76 DR
Units in Unlisted Unit Trusts (Australian) (78400)					
<u>Sentinel Mackay Retail Trust (\$-T0010)</u>					
01/07/2017	Opening Balance	200,000.00			362,000.00 DR
30/06/2018	Revaluation - 30/06/2018 @ \$0.930000 (Exit) - 200,000.000000 Units on hand			176,000.00	186,000.00 DR
		200,000.00		176,000.00	186,000.00 DR
<u>\$-T0011 - Sentinel Cleveland Business Park Trust (\$-T0011)</u>					
01/07/2017	Opening Balance	200,000.00			270,000.00 DR
30/06/2018	Revaluation - 30/06/2018 @ \$1.230000 (Exit) - 200,000.000000 Units on hand			24,000.00	246,000.00 DR
		200,000.00		24,000.00	246,000.00 DR

Sherlock Superannuation Fund

General Ledger

For The Period 01 July 2017 - 30 June 2018

Transaction Date	Description	Units	Debit	Credit	Balance \$
<u>Sentinel Homemaker Trust no 2 - Northpoint (Mackay Homemakers) Trust (\$-T0015)</u>					
01/07/2017	Opening Balance	450,000.00			742,500.00 DR
		450,000.00			742,500.00 DR
<u>Sentinel Rutherford Homemaker Trust (\$-T0021)</u>					
01/07/2017	Opening Balance	200,000.00			0.00 DR
		200,000.00			0.00 DR
<u>Sentinel Richlands Industrial Trust (\$-T0022)</u>					
01/07/2017	Opening Balance	300,000.00			0.00 DR
30/06/2018	To Process Sale Of Sentinel Richlands Industrial Trust	(300,000.00)		300,000.00	300,000.00 CR
30/06/2018	Unrealised Gain writeback as at 30/06/2018		300,000.00		0.00 DR
		0.00	300,000.00	300,000.00	0.00 DR
<u>Sentinel Ipswich Homemaker Trust (\$-T0024)</u>					
01/07/2017	Opening Balance	200,000.00			274,000.00 DR
08/01/2018	Demerger - \$-T0024 & \$-T0063	0.00		74,528.00	199,472.00 DR
08/01/2018	Demerger - \$-T0024 & \$-T0064	0.00		25,180.00	174,292.00 DR
30/06/2018	Revaluation - 30/06/2018 @ \$0.000000 (Exit) - 200,000.000000 Units on hand			174,292.00	0.00 DR
		200,000.00		274,000.00	0.00 DR
<u>Sentinel Mackay Industrial Trust (\$-T0025)</u>					
01/07/2017	Opening Balance	200,000.00			184,000.00 DR
30/06/2018	Revaluation - 30/06/2018 @ \$1.050000 (Exit) - 200,000.000000 Units on hand		26,000.00		210,000.00 DR
		200,000.00	26,000.00		210,000.00 DR
<u>Sentinel Menai Trust (\$-T0028)</u>					
01/07/2017	Opening Balance	500,000.00			0.00 DR
30/06/2018	To Process Sale Of Sentinel Menai Trust	(500,000.00)		500,000.00	500,000.00 CR
30/06/2018	Unrealised Gain writeback as at 30/06/2018		500,000.00		0.00 DR
		0.00	500,000.00	500,000.00	0.00 DR
<u>Sentinel Bourke Street Retail Trust (\$-T0029)</u>					
01/07/2017	Opening Balance	200,000.00			356,000.00 DR
30/06/2018	Revaluation - 30/06/2018 @ \$0.000000 (Exit) - 200,000.000000 Units on hand			356,000.00	0.00 DR
		200,000.00		356,000.00	0.00 DR
<u>Sentinel Orange Homemaker Trust (\$-T0030)</u>					
01/07/2017	Opening Balance	480,000.00			499,200.00 DR
30/06/2018	Revaluation - 30/06/2018 @ \$1.160000 (Exit) - 480,000.000000 Units on hand		57,600.00		556,800.00 DR
		480,000.00	57,600.00		556,800.00 DR
<u>Sentinel Springwood Retail Trust (\$-T0031)</u>					
01/07/2017	Opening Balance	120,000.00			118,800.00 DR
30/06/2018	Revaluation - 30/06/2018 @ \$1.100000 (Exit) - 120,000.000000 Units on hand		13,200.00		132,000.00 DR
		120,000.00	13,200.00		132,000.00 DR

Sherlock Superannuation Fund

General Ledger

For The Period 01 July 2017 - 30 June 2018

Transaction Date	Description	Units	Debit	Credit	Balance \$
<u>Sentinel Tuggerah Industrial Trust (\$-T0032)</u>					
01/07/2017	Opening Balance	100,000.00			132,000.00 DR
30/06/2018	Revaluation - 30/06/2018 @ \$0.000000 (Exit) - 100,000.000000 Units on hand			132,000.00	0.00 DR
		100,000.00		132,000.00	0.00 DR
<u>Sentinel Sarina (\$-T0034)</u>					
01/07/2017	Opening Balance	322,500.00			316,050.00 DR
		322,500.00			316,050.00 DR
<u>Sentinel Citilink Trust (\$-T0035)</u>					
01/07/2017	Opening Balance	585,000.00			778,050.00 DR
		585,000.00			778,050.00 DR
<u>Sentinel Paget Industrial Trust (\$-T0036)</u>					
01/07/2017	Opening Balance	100,000.00			100,000.00 DR
30/06/2018	Revaluation - 30/06/2018 @ \$0.000000 (Exit) - 100,000.000000 Units on hand			100,000.00	0.00 DR
		100,000.00		100,000.00	0.00 DR
<u>Sentinel Jimboomba Retail Trust (\$-T0037)</u>					
01/07/2017	Opening Balance	4,000.00			0.00 DR
30/06/2018	To Process Sale Of Sentinel Jimboomba Retail Trust	(4,000.00)		4,000.00	4,000.00 CR
30/06/2018	Unrealised Gain writeback as at 30/06/2018		4,000.00		0.00 DR
		0.00	4,000.00	4,000.00	0.00 DR
<u>Sentinel Countrywide Retail Trust (\$-T0038)</u>					
01/07/2017	Opening Balance	745,960.00			775,798.40 DR
09/11/2017		240,000.00	242,400.00		1,018,198.40 DR
30/06/2018	Revaluation - 30/06/2018 @ \$0.960000 (Exit) - 985,960.000000 Units on hand			71,676.80	946,521.60 DR
		985,960.00	242,400.00	71,676.80	946,521.60 DR
<u>Sentinel Industrial Trust (\$-T0039)</u>					
01/07/2017	Opening Balance	550,000.00			638,000.00 DR
18/09/2017	To Record Purchase Of Sentinel Industrial Units	100,000.00	118,600.00		756,600.00 DR
29/09/2017	To Record Purchase Of Sentinel Industrial Units	168,634.00	200,000.00		956,600.00 DR
24/11/2017	Record 110,455 units purchased (client used proceeds from Tuggerah Distn)	110,455.00	131,000.00		1,087,600.00 DR
25/01/2018	To Record Purchase Of Sentinel Industrial Units	248,735.00	295,000.00		1,382,600.00 DR
23/04/2018	Record 84,317 units purchased (client used proceeds from sale of Paget)	84,317.00	100,000.00		1,482,600.00 DR
30/06/2018	Revaluation - 30/06/2018 @ \$1.186000 (Exit) - 1,262,141.000000 Units on hand		14,299.23		1,496,899.23 DR
		1,262,141.00	858,899.23		1,496,899.23 DR
<u>Sentinel Homemaker Trust Norwa (\$-T0046)</u>					
01/07/2017	Opening Balance	100,000.00			113,000.00 DR
30/06/2018	Revaluation - 30/06/2018 @ \$0.950000 (Exit) - 100,000.000000 Units on hand			18,000.00	95,000.00 DR

Sherlock Superannuation Fund

General Ledger

For The Period 01 July 2017 - 30 June 2018

Transaction Date	Description	Units	Debit	Credit	Balance \$
		100,000.00		18,000.00	95,000.00 DR
<u>Seq Homemaker Trust No 1 (Rothwell) (\$-T0047)</u>					
01/07/2017	Opening Balance	14,627.00			0.00 DR
		14,627.00			0.00 DR
<u>Sentinel Dfo Cairns Trust (\$-T0050)</u>					
01/07/2017	Opening Balance	50,000.00			62,500.00 DR
30/06/2018	Revaluation - 30/06/2018 @ \$1.120000 (Exit) - 50,000.000000 Units on hand			6,500.00	56,000.00 DR
		50,000.00		6,500.00	56,000.00 DR
<u>Sentinel Airlie Beach (\$-T0051)</u>					
01/07/2017	Opening Balance	100,000.00			108,000.00 DR
30/06/2018	Revaluation - 30/06/2018 @ \$1.120000 (Exit) - 100,000.000000 Units on hand		4,000.00		112,000.00 DR
		100,000.00	4,000.00		112,000.00 DR
<u>Sentinel Robina (\$-T0052)</u>					
01/07/2017	Opening Balance	50,000.00			46,500.00 DR
09/11/2017		150,000.00	151,500.00		198,000.00 DR
30/06/2018	Revaluation - 30/06/2018 @ \$0.930000 (Exit) - 200,000.000000 Units on hand			12,000.00	186,000.00 DR
		200,000.00	151,500.00	12,000.00	186,000.00 DR
<u>Sentinel Puga (\$-T0053)</u>					
01/07/2017	Opening Balance	100,000.00			102,000.00 DR
30/06/2018	Revaluation - 30/06/2018 @ \$1.030000 (Exit) - 100,000.000000 Units on hand		1,000.00		103,000.00 DR
		100,000.00	1,000.00		103,000.00 DR
<u>Sentinel Tuggeranong (\$-T0054)</u>					
01/07/2017	Opening Balance	50,000.00			72,500.00 DR
		50,000.00			72,500.00 DR
<u>Sentinel Dandenong (\$-T0055)</u>					
01/07/2017	Opening Balance	170,000.00			176,800.00 DR
30/06/2018	Revaluation - 30/06/2018 @ \$0.000000 (Exit) - 170,000.000000 Units on hand			176,800.00	0.00 DR
		170,000.00		176,800.00	0.00 DR
<u>SENTINEL REGIONAL OFFICE TRUST (\$-T00582)</u>					
01/07/2017	Opening Balance	1,500,000.00			1,575,000.00 DR
08/12/2017	To Record Purchase Of Sentinel Regional Office Trust (Riverquays)	250,000.00	250,000.00		1,825,000.00 DR
04/04/2018	To Record Purchase Of Sentinel Regional Office Trust (Flinders)	350,000.00	350,000.00		2,175,000.00 DR
30/06/2018	Revaluation - 30/06/2018 @ \$1.085000 (Exit) - 2,100,000.000000 Units on hand		103,500.00		2,278,500.00 DR
		2,100,000.00	703,500.00		2,278,500.00 DR
<u>Sentinel Health Trust (\$-T0059)</u>					
01/07/2017	Opening Balance	400,000.00			416,000.00 DR
28/07/2017	TRANSFER FROM SPG DISTRIBU HEALTH TRUST [Return Of Capital]	(60,000.00)		60,000.00	356,000.00 DR
28/07/2017	Unrealised Gain writeback as at			2,400.00	353,600.00 DR

Sherlock Superannuation Fund

General Ledger

For The Period 01 July 2017 - 30 June 2018

Transaction Date	Description	Units	Debit	Credit	Balance \$
	28/07/2017				
01/09/2017	TRANSFER FROM SPG DISTRIBUTION HEALTH TRUST [Return Of Capital]	(140,000.00)		140,000.00	213,600.00 DR
01/09/2017	Unrealised Gain writeback as at 01/09/2017			5,600.00	208,000.00 DR
12/09/2017	TRANSFER FROM SPG DISTRIBUTION HEALTH TRUST [Return Of Capital]	(60,000.00)		60,000.00	148,000.00 DR
12/09/2017	Unrealised Gain writeback as at 12/09/2017			2,400.00	145,600.00 DR
18/09/2017	TRANSFER FROM SPG DISTRIBUTION HEALTH TRUST [Return Of Capital]	(60,000.00)		60,000.00	85,600.00 DR
18/09/2017	Unrealised Gain writeback as at 18/09/2017			2,400.00	83,200.00 DR
22/09/2017	TRANSFER FROM SPG DISTRIBUTION HEALTH TRUST [Return Of Capital]	(60,000.00)		60,000.00	23,200.00 DR
22/09/2017	Unrealised Gain writeback as at 22/09/2017			2,400.00	20,800.00 DR
04/10/2017	Return Of Capital	0.00		20,000.00	800.00 DR
30/06/2018	Revaluation - 30/06/2018 @ \$0.000000 (Exit) - 20,000.000000 Units on hand			800.00	0.00 DR
			20,000.00	416,000.00	0.00 DR
<u>Sentinel Ipswich Homemaker Trust 2 (\$-T0063)</u>					
08/01/2018	Demerger - \$-T0024 & \$-T0063	200,000.00	74,528.00		74,528.00 DR
30/06/2018	Revaluation - 30/06/2018 @ \$0.000000 (Ex-Distribution) - 200,000.000000 Units on hand			74,528.00	0.00 DR
			200,000.00	74,528.00	74,528.00
					0.00 DR
<u>Sentinel Ipswich Homemaker Trust 3 (\$-T0064)</u>					
08/01/2018	Demerger - \$-T0024 & \$-T0064	200,000.00	25,180.00		25,180.00 DR
30/06/2018	Revaluation - 30/06/2018 @ \$0.000000 (Ex-Distribution) - 200,000.000000 Units on hand			25,180.00	0.00 DR
			200,000.00	25,180.00	25,180.00
					0.00 DR
<u>"Parklane" Residential Complex, Kangaroo Point (ZZPARKLANE)</u>					
01/09/2017	TFR 476231 TO 014002498909819	100,000.00	100,000.00		100,000.00 DR
			100,000.00	100,000.00	100,000.00 DR
Income Tax Payable/Refundable (85000)					
<u>Income Tax Payable/Refundable (85000)</u>					
01/07/2017	Opening Balance				5,139.33 CR
27/07/2017			3,643.00		1,496.33 CR
27/10/2017			2,989.00		1,492.67 DR
02/02/2018			2,989.00		4,481.67 DR
07/03/2018			1,533.38		6,015.05 DR
18/04/2018	001281		2,989.00		9,004.05 DR
30/06/2018	Create Entries - Franking Credits Adjustment - 30/06/2018		1,673.52		10,677.57 DR
30/06/2018	Create Entries - Income Tax Expense - 30/06/2018			59,221.20	48,543.63 CR
			15,816.90	59,221.20	48,543.63 CR
Tax Loss Carried Forward - St Magnus Vineyard (87500)					
<u>Tax Loss Carried Forward - St Magnus Vineyard (00001)</u>					
01/07/2017	Opening Balance				6,167.53 DR
30/06/2018	Write off Tax Loss - St Magnus Vineyard			6,167.53	0.00 DR

Sherlock Superannuation Fund

General Ledger

For The Period 01 July 2017 - 30 June 2018

Transaction Date	Description	Units	Debit	Credit	Balance \$
				6,167.53	0.00 DR
Sundry Creditors (88000)					
<u>Sundry Creditors (88000)</u>					
01/07/2017	Opening Balance				72,000.00 CR
11/07/2017			22,000.00		50,000.00 CR
21/07/2017			25,000.00		25,000.00 CR
31/07/2017			25,000.00		0.00 DR
18/09/2017	To Record Purchase Of Sentinel Industrial Units			600.00	600.00 CR
			72,000.00	600.00	600.00 CR
Investment Movement Data Clearing Account (94910)					
<u>Investment Movement Data Clearing Account (94910)</u>					
29/08/2017	TFR 713399 TO RUSSELLS SOLICITORS L		20,000.00		20,000.00 DR
11/09/2017	TFR 969035 TO OCEAN INTERNATIONAL P		25,000.00		45,000.00 DR
11/09/2017	TFR 709193 TO OCEAN INTERNATIONAL P		25,000.00		70,000.00 DR
11/09/2017	TFR 834860 TO OCEAN INTERNATIONAL P		25,000.00		95,000.00 DR
13/09/2017	TFR 319804 TO OCEAN INTERNATIONAL P		25,000.00		120,000.00 DR
14/09/2017	TFR 960292 TO OCEAN INTERNATIONAL P		18,000.00		138,000.00 DR
18/09/2017	To Record Purchase Of Sentinel Industrial Units			118,000.00	20,000.00 DR
21/09/2017			180,000.00		200,000.00 DR
29/09/2017	To Record Purchase Of Sentinel Industrial Units			200,000.00	0.00 DR
04/10/2017	Return Of Capital		20,000.00		20,000.00 DR
04/10/2017	TRANSFER FROM SPG DISTRIBUTION HEALTH TRUST			20,000.00	0.00 DR
23/10/2017	TFR 495916 TO RUSSELLS SOLICITORS L		25,000.00		25,000.00 DR
15/11/2017			200,000.00		225,000.00 DR
08/12/2017	TFR 238362 TO 014002498909819		25,000.00		250,000.00 DR
08/12/2017	To Record Purchase Of Sentinel Regional Office Trust (Riverquays)			250,000.00	0.00 DR
20/12/2017			29,500.00		29,500.00 DR
25/01/2018			265,500.00		295,000.00 DR
25/01/2018	To Record Purchase Of Sentinel Industrial Units			295,000.00	0.00 DR
28/03/2018	001279		35,000.00		35,000.00 DR
04/04/2018	001280		315,000.00		350,000.00 DR
04/04/2018	To Record Purchase Of Sentinel Regional Office Trust (Flinders)			350,000.00	0.00 DR
30/06/2018	To Process Sale Of Sentinel Richlands Industrial Trust				0.00 DR
30/06/2018	To Process Sale Of Sentinel Menai Trust				0.00 DR
30/06/2018	To Process Sale Of Sentinel Jimboomba Retail Trust				0.00 DR
			1,233,000.00	1,233,000.00	0.00 DR
Pension Data Clearing Account (94930)					
<u>Pension Data Clearing Account (94930)</u>					
05/07/2017	TFR 472424 TO ESTELLADAM PTY L		833.33		833.33 DR

Sherlock Superannuation Fund

General Ledger

For The Period 01 July 2017 - 30 June 2018

Transaction Date	Description	Units	Debit	Credit	Balance \$
24/07/2017	TFR 414411 TO ESTELLADAM PTY L		1,666.67		2,500.00 DR
07/08/2017	TFR 608046 TO ESTELLADAM PTY L		833.33		3,333.33 DR
22/08/2017	TFR 669832 TO ESTELLADAM PTY L		1,666.67		5,000.00 DR
05/09/2017	TFR 777995 TO ESTELLADAM PTY L		833.33		5,833.33 DR
22/09/2017	TFR 828141 TO ESTELLADAM PTY L		1,666.67		7,500.00 DR
05/10/2017	TFR 192981 TO ESTELLADAM PTY L		833.33		8,333.33 DR
23/10/2017	TFR 898767 TO ESTELLADAM PTY L		1,666.67		10,000.00 DR
13/11/2017	TFR 711269 TO ESTELLADAM PTY L		833.33		10,833.33 DR
22/11/2017	TFR 752052 TO ESTELLADAM PTY L		1,666.67		12,500.00 DR
05/12/2017	TFR 609980 TO ESTELLADAM PTY L		833.33		13,333.33 DR
22/12/2017	TFR 231881 TO ESTELLADAM PTY L		1,666.67		15,000.00 DR
05/01/2018	TFR 802511 TO ESTELLADAM PTY L		833.33		15,833.33 DR
22/01/2018	TFR 512915 TO ESTELLADAM PTY L		1,666.67		17,500.00 DR
13/02/2018	TFR 939832 TO ESTELLADAM PTY L		833.33		18,333.33 DR
22/02/2018	TFR 340095 TO ESTELLADAM PTY L		1,666.67		20,000.00 DR
05/03/2018	TFR 893026 TO ESTELLADAM PTY L		833.33		20,833.33 DR
22/03/2018	ANZ INTERNET BANKING FUNDS TFER TRANSFER 881603 TO ESTELLADAM PTY L		1,666.67		22,500.00 DR
05/04/2018	ANZ INTERNET BANKING FUNDS TFER TRANSFER 601643 TO ESTELLADAM PTY L		833.33		23,333.33 DR
05/04/2018	ANZ INTERNET BANKING FUNDS TFER TRANSFER 195088 TO 014002498909819		50,000.00		73,333.33 DR
10/04/2018	ANZ INTERNET BANKING FUNDS TFER TRANSFER 655167 TO 014002498909819		10,000.00		83,333.33 DR
14/04/2018	ANZ INTERNET BANKING FUNDS TFER TRANSFER 271064 TO 014002498909819		20,000.00		103,333.33 DR
18/04/2018	ANZ INTERNET BANKING FUNDS TFER TRANSFER 249091 TO 014002498909819		5,000.00		108,333.33 DR
19/04/2018	ANZ INTERNET BANKING FUNDS TFER TRANSFER 888692 TO 014002595220482		391.00		108,724.33 DR
19/04/2018	ANZ INTERNET BANKING FUNDS TFER TRANSFER 888827 FROM 498909819			3,000.00	105,724.33 DR
21/04/2018	ANZ INTERNET BANKING FUNDS TFER TRANSFER 310009 TO 014002498909819		3,000.00		108,724.33 DR
22/04/2018	ANZ INTERNET BANKING FUNDS TFER TRANSFER 417643 TO ESTELLADAM PTY L		1,666.67		110,391.00 DR
28/04/2018	ANZ INTERNET BANKING FUNDS TFER TRANSFER 993237 TO 014002498909819		5,000.00		115,391.00 DR
04/05/2018	ANZ INTERNET BANKING FUNDS TFER TRANSFER 892685 FROM 498909819			3,000.00	112,391.00 DR
04/05/2018	ANZ INTERNET BANKING FUNDS TFER TRANSFER 132282 TO 014002498909819		10,000.00		122,391.00 DR
05/05/2018	ANZ INTERNET BANKING FUNDS TFER TRANSFER 364472 TO ESTELLADAM PTY L		833.33		123,224.33 DR
09/05/2018	ANZ INTERNET BANKING FUNDS TFER TRANSFER 522471 TO 014002498909819		11,000.00		134,224.33 DR

Sherlock Superannuation Fund

General Ledger

For The Period 01 July 2017 - 30 June 2018

Transaction Date	Description	Units	Debit	Credit	Balance \$
15/05/2018	ANZ INTERNET BANKING FUNDS TFER TRANSFER 993717 TO 014002498909819		20,000.00		154,224.33 DR
17/05/2018	ANZ INTERNET BANKING FUNDS TFER TRANSFER 607064 TO 014002498909819		5,000.00		159,224.33 DR
22/05/2018	ANZ INTERNET BANKING FUNDS TFER TRANSFER 617469 TO 014002498909819		7,000.00		166,224.33 DR
22/05/2018	ANZ INTERNET BANKING FUNDS TFER TRANSFER 535606 TO ESTELLADAM PTY L		1,666.67		167,891.00 DR
05/06/2018	ANZ INTERNET BANKING FUNDS TFER TRANSFER 731212 TO ESTELLADAM PTY L		833.33		168,724.33 DR
05/06/2018	ANZ INTERNET BANKING FUNDS TFER TRANSFER 976394 TO 014002498909819		10,000.00		178,724.33 DR
12/06/2018	ANZ INTERNET BANKING FUNDS TFER TRANSFER 709422 TO 014002498909819		10,000.00		188,724.33 DR
15/06/2018	ANZ INTERNET BANKING FUNDS TFER TRANSFER 385476 TO 014002498909819		20,000.00		208,724.33 DR
21/06/2018	ANZ INTERNET BANKING FUNDS TFER TRANSFER 397535 TO 014002498909819		12,000.00		220,724.33 DR
22/06/2018	ANZ INTERNET BANKING FUNDS TFER TRANSFER 811519 TO ESTELLADAM PTY L		1,666.67		222,391.00 DR
29/06/2018	ANZ INTERNET BANKING FUNDS TFER TRANSFER 418596 TO 014002498909819		39,900.00		262,291.00 DR
30/06/2018	To process Pension			262,291.00	0.00 DR
			268,291.00	268,291.00	0.00 DR

Total Debits: 23,472,995.73

Total Credits: 23,472,995.73

GENERAL SHEET

Client: SHERLOCK SUPER FUND	Prepared By: TW	Date: 11.09.18	Sch. No.
Subject: AMENDED SENTINEL TAX STMTS	Reviewed By:	Date:	
Financial Period: FY16 AND FY17.			

2017 .

TOTAL REDUCTION TO TAXABLE INCOME	14,210
TAX EXEMPT 99.162%	<u>(14,091)</u>
TAXABLE INCOME .	119
TAX @ 15%	17.86
EXCESS TAX OF \$17.86 PAID DUE TO AMENDED SENTINEL TAX STATEMENTS.	
AMOUNT IMMATERIAL ∴ NO AMENDMENT PROCESSED.	

2016 .

TOTAL REDUCTION TO TAXABLE INCOME .	6,545 .
TAX EXEMPT 97.294%	<u>(6,368)</u> .
TAXABLE INCOME .	177 .
TAX AT 15% .	26.55 .
EXCESS TAX OF \$26.55 PAID DUE TO AMENDED SENTINEL TAX STATEMENTS .	
AMOUNT IMMATERIAL ∴ NO AMENDMENT PROCESSED .	

WHITE

Michael Sherlock
Nameless Pty Ltd ATF The Sherlock Super Fund
21 Fewings Street
Toowong QLD 4066

23rd August 2018

Investor TFN/ABN Held: YES

The following Tax Return Information Statement, issued by Sentinel Menai Retail Trust is provided to assist Australian resident taxpayers in completing their tax return.

**Sentinel Menai Retail Trust
2017 Tax Return Information**

Units Held at 30 June 2017	500,000
----------------------------	---------

Part A	Summary of 2017 Tax Return (supplementary section) Items	
Tax return (supplementary Section)	Amount	Tax Return Label
Non - Primary Production Income	0	13U
Franked Distributions	0	13C
Other Deductions Relating to Distributions	0	13Y
Franking Credits	0	13Q
Credit for TFN Amounts Withheld	0	13R
Credit for Foreign Resident Withholding or Managed	0	13A
Investment Trust Fund Payment Amounts Withheld	0	
Total Current Year Capital Gains	421,086	18H
Net Capital Gain	132,413	18A
Assessable Foreign Source Income	0	20E
Other Net Foreign Income	0	20M
Foreign Income Tax Offsets	0	20O
Rebates	0	24V

Part B	Capital Gain Tax Information	
Additional Information for Item 18	Amount	
Capital Gains - Discounted Method	421,086	(Grossed up amount)
Capital Gains - Other Method	0	
Total Current Year Capital Gains	421,086	
Capital Gains Tax (CGT) Concession Amount	210,543	
Tax-deferred amounts	383,039	

PLEASE RETAIN THIS STATEMENT FOR INCOME TAX PURPOSES

GROSS GAIN 132 413 x 2 = 264 826
LESS SMSF DISC. (88 275)

176 551

**Sentinel Menai Retail Trust
2017 Tax Return Information**

Part C	Components of Distribution		
	Cash Distribution	Tax Paid/Offsets	Taxable Income
<u>Australian Income</u>			
Dividends – Franked Amount	0	0	0
Dividends – Unfranked Amount	0	0	0
Interest	0	0	0
Other Income	0	0	0
Non-Primary Production Income	0	0	0
<u>Capital Gains</u>			
Discount Capital Gains	132,413] Tax Exempt 78,130 ✓ AGREES	132,413
CGT Concession Amount	210,543		0
Capital Gains – Indexation Method	0		0
Capital Gains – Other Method	0		0
Distributed Capital Gains	342,956		0
Net Capital Gains	0		132,413
<u>Foreign Income</u>			
Interest Income	0		0
Modified Passive Income	0		0
Other Assessable Foreign Income	0		0
Assessable Foreign Income	0		0
<u>Other Non-assessable Amounts</u>			
Tax-exempted Amounts	0		
Tax-free Amounts	0		
Tax-deferred Amounts	383,039		
Less TFN Amounts Withheld/ Non-resident withholding	0		
Less Other Expenses	0		
Less Distribution owing at year end relating to current year	0		
Net Cash Distributions	725,995	✓ AGREES	
<u>Additional Capital Gains Information</u>			
Capital Gains- Discount Method	421,086		
Capital Gains- Index Method	0		
Capital Gains- Other Method	0		
Total Current Year Capital Gain	421,086		

PLEASE RETAIN THIS STATEMENT FOR INCOME TAX PURPOSES

Michael Sherlock
Nameless Pty Ltd ATF The Sherlock Super Fund
21 Fewings Street
Toowong QLD 4066

14th August 2018

Investor TFN/ABN Held: YES

The following Tax Return Information Statement, issued by Sentinel Jimboomba Retail Trust is provided to assist Australian resident taxpayers in completing their tax return.

**Sentinel Jimboomba Retail Trust
2017 Tax Return Information**

Units Held at 30 June 2017	4,096
----------------------------	-------

Part A	Summary of 2017 Tax Return (supplementary section) Items	
Tax return (supplementary Section)	Amount	Tax Return Label
Non - Primary Production Income	0	13U
Franked Distributions	0	13C
Other Deductions Relating to Distributions	0	13Y
Franking Credits	0	13Q
Credit for TFN Amounts Withheld	0	13R
Credit for Foreign Resident Withholding or Managed Investment Trust Fund Payment Amounts Withheld	0	13A
Total Current Year Capital Gains	71,998	18H
Net Capital Gain	18,597	18A
Assessable Foreign Source Income	0	20E
Other Net Foreign Income	0	20M
Foreign Income Tax Offsets	0	20O
Rebates	0	24V

Part B	Capital Gain Tax Information	
Additional Information for Item 18	Amount	
Capital Gains - Discounted Method	71,998	(Grossed up amount)
Capital Gains - Other Method	0	
Total Current Year Capital Gains	71,998	
Capital Gains Tax (CGT) Concession Amount	35,999	
Tax-deferred amounts	931	

PLEASE RETAIN THIS STATEMENT FOR INCOME TAX PURPOSES

18597 x 2 = 37 194
SMSF DISC (12 898)

24 796

**Sentinel Jimboomba Retail Trust
2017 Tax Return Information**

Part C	Components of Distribution		
	Cash Distribution	Tax Paid/Offsets	Taxable Income
<u>Australian Income</u>			
Dividends – Franked Amount	0	0	0
Dividends – Unfranked Amount	0	0	0
Interest	0	0	0
Other Income	0	0	0
Non-Primary Production Income	0	0	0
<u>Capital Gains</u>			
Discount Capital Gains	18,597		18,597
CGT Concession Amount	35,999		0
Capital Gains – Indexation Method	0		0
Capital Gains – Other Method	0		0
Distributed Capital Gains	54,596		0
Net Capital Gains	0		18,597
<u>Foreign Income</u>			
Interest Income	0		0
Modified Passive Income	0		0
Other Assessable Foreign Income	0		0
Assessable Foreign Income	0		0
<u>Other Non-assessable Amounts</u>			
Tax-exempted Amounts	0		
Tax-free Amounts	0		
Tax-deferred Amounts	931		
Less TFN Amounts Withheld/ Non-resident withholding	0		
Less Other Expenses	0		
Less Distribution owing at year end relating to current year	0		
Net Cash Distributions	55,527		
<u>Additional Capital Gains Information</u>			
Capital Gains- Discount Method	71,998		
Capital Gains- Index Method	0		
Capital Gains- Other Method	0		
Total Current Year Capital Gain	71,998		

*] Tax exempt
17402
✓
AGILEES*

✓ AGILEES

PLEASE RETAIN THIS STATEMENT FOR INCOME TAX PURPOSES

Sherlock Superannuation Fund
Distribution Reconciliation Report
 For The Period 01 July 2016 - 30 June 2017

Date	Payment Received	Non Primary Production Income (A) * ₁		Distributed Capital Gains (B) * ₂					Foreign Income * ₃		Non-Assessable			Taxable Income	
		Franked	Unfranked	Interest/ Other	Franking Credits	Discounted (After Discount)	Rate * ₅	CGT Concession	Indexed	Other	Foreign Income	Foreign Credits	Tax Exempt		Tax Free
16/03/2017	1,866.67						S							0.00	
18/04/2017	1,866.67						S							0.00	
16/05/2017	1,866.67						S							0.00	
16/06/2017	1,866.67			17,589.00			S							4,811.00	17,589.00
	22,400.04			17,589.00										4,811.00	17,589.00

\$-T0028 SENTINEL MENAI TRUST

18/07/2016	4,791.67						S							0.00	
17/08/2016	4,791.67						S							0.00	
19/09/2016	4,791.67						S							0.00	
18/10/2016	674,120.00						S							0.00	
23/11/2016	18,000.00						S							0.00	
19/04/2017	19,500.00					190,213.33	S					78,130.00		362,545.00	190,213.33
	725,995.01					190,213.33						78,130.00		362,545.00	190,213.33

176 551

\$-T0029 SENTINEL BOURKE STREET RETAIL TRUST

11/07/2016	1,708.33						S							0.00	
09/08/2016	1,708.33						S							0.00	
09/09/2016	1,708.33						S							0.00	

Sherlock Superannuation Fund

Distribution Reconciliation Report

For The Period 01 July 2016 - 30 June 2017

Date	Payment Received	Non Primary Production Income (A) * ₁				Distributed Capital Gains (B) * ₂				Foreign Income * ₃		Non-Assessable			Taxable Income
		Franked	Unfranked	Interest/ Other	Franking Credits	Discounted (After Discount)	Rate + ₅	CGT Concession	Indexed	Other	Foreign Income	Foreign Credits	Tax Exempt	Tax Free	
29/08/2016	1,004.17							S							0.00
29/09/2016	1,004.17							S							0.00
31/10/2016	1,004.17							S							0.00
29/11/2016	1,004.17							S							0.00
29/12/2016	1,004.17							S							0.00
30/01/2017	1,004.17							S							0.00
28/02/2017	1,004.17							S							0.00
29/03/2017	1,004.17							S							0.00
02/05/2017	1,004.17							S							0.00
29/05/2017	1,004.17							S							0.00
29/06/2017	1,004.17			10,305.00				S							1,745.00
	12,050.04			10,305.00											1,745.00
															10,305.00

§-T0037 SENTINEL JIMBOOMBA RETAIL TRUST

18/07/2016	833.33							S							0.00
27/07/2016	130,113.90							S							0.00
12/09/2016	6,848.10					25,344.00		S				17,401.00		111.00	25,344.00
30/06/2017	(82,268.00)							S							0.00

Sherlock Superannuation Fund
Distribution Reconciliation Report
 For The Period 01 July 2016 - 30 June 2017

Date	Non Primary Production Income (A) * ₁					Distributed Capital Gains (B) * ₂				Foreign Income * ₃		Non-Assessable			Taxable Income	
	Payment Received	Franked	Unfranked	Interest/ Other	Franking Credits	Discounted (After Discount)	Rate * ₅	CGT Concession	Indexed	Other	Foreign Income	Foreign Credits	Tax Exempt	Tax Free		Tax Deferred / AMIT * ₆
	55,527.33					25,344.00							17,401.00		111.00	25,344.00 24,796
S-T0038 SENTINEL COUNTRYWIDE RETAIL TRUST																
04/07/2016	4,966.34						S								0.00	
03/08/2016	4,966.34						S								0.00	
05/09/2016	4,966.34						S								0.00	
04/10/2016	4,966.34						S								0.00	
03/11/2016	4,966.34						S								0.00	
05/12/2016	65.72						S								0.00	
05/12/2016	5,799.67						S								0.00	
03/01/2017	5,799.67						S								0.00	
03/02/2017	5,799.67						S								0.00	
03/03/2017	5,799.67						S								0.00	
03/04/2017	5,799.67						S								0.00	
03/05/2017	6,216.34						S								0.00	
05/06/2017	6,216.34			21,159.00		5,033.33	S								38,805.00	26,192.33
30/06/2017	6,216.00						S								0.00	
	72,544.45			21,159.00		5,033.33									38,805.00	26,192.33

TAX INCOME
REDUCTION 6545

t 07 3733 1660
w. www.sentinelpg.com.au
a. Level 9, 300 Queen Street
Brisbane QLD 4000
p. GPO Box 2333
Brisbane QLD 4001

Michael Sherlock
Nameless Pty Ltd ATF The Sherlock Super Fund
21 Fewings Street
Toowong QLD 4066

21st August 2018

Investor TFN/ABN Held: YES

The following Tax Return Information Statement, issued by Sentinel SEQ Homemaker Trust 1 – Rothwell is provided to assist Australian resident taxpayers in completing their tax return.

**Sentinel SEQ Homemaker Trust 1 - Rothwell
2016 Tax Return Information**

Units Held at 30 June 2016	14,627
----------------------------	--------

Part A	Summary of 2016 Tax Return (supplementary section) Items	
Tax return (supplementary Section)	Amount	Tax Return Label
Non - Primary Production Income	0	13U
Franked Distributions	0	13C
Other Deductions Relating to Distributions	0	13Y
Franking Credits	0	13Q
Credit for TFN Amounts Withheld	0	13R
Credit for Foreign Resident Withholding or Managed Investment Trust Fund Payment Amounts Withheld	0	13A
Total Current Year Capital Gains	25,485	18H
Net Capital Gain	12,298	18A
Assessable Foreign Source Income	0	20E
Other Net Foreign Income	0	20M
Foreign Income Tax Offsets	0	20O
Rebates	0	24V

Part B	Capital Gain Tax Information	
Additional Information for Item 18	Amount	
Capital Gains - Discounted Method	25,485	(Grossed up amount)
Capital Gains - Other Method	0	
Total Current Year Capital Gains	25,485	
Capital Gains Tax (CGT) Concession Amount	12,743	
Tax-deferred amounts	10,233	

PLEASE RETAIN THIS STATEMENT FOR INCOME TAX PURPOSES

12,298 x 2 = 24596
DISC. (8199)
16397

**Sentinel SEQ Homemaker Trust 1 - Rothwell
2016 Tax Return Information**

Part C	Components of Distribution		
	Cash Distribution	Tax Paid/Offsets	Taxable Income
<u>Australian Income</u>			
Dividends – Franked Amount	0	0	0
Dividends – Unfranked Amount	0	0	0
Interest	0	0	0
Other Income	0	0	0
Non-Primary Production Income	0	0	0
<u>Capital Gains</u>			
Discount Capital Gains	12,298	TAX EXEMPT	12,298
CGT Concession Amount	12,743	44.5% AGREES	0
Capital Gains – Indexation Method	0		0
Capital Gains – Other Method	0		0
Distributed Capital Gains	25,041		0
Net Capital Gains	0		12,298
<u>Foreign Income</u>			
Interest Income	0		0
Modified Passive Income	0		0
Other Assessable Foreign Income	0		0
Assessable Foreign Income	0		0
<u>Other Non-assessable Amounts</u>			
Tax-exempted Amounts	0		
Tax-free Amounts	0		
Tax-deferred Amounts	10,233		
Less TFN Amounts Withheld/ Non-resident withholding	0		
Less Other Expenses	0		
Less Distribution owing at year end relating to current year	0		
Net Cash Distributions	35,274	✓ AGREES	
<u>Additional Capital Gains Information</u>			
Capital Gains- Discount Method	25,485		
Capital Gains- Index Method	0		
Capital Gains- Other Method	0		
Total Current Year Capital Gain	25,485		

PLEASE RETAIN THIS STATEMENT FOR INCOME TAX PURPOSES

NAMELESS P/L A.T.F. TRIAL BALANCE to June 30 2017			
THE SHERLOCK SUPER FUND		TOTAL	NOTES
BANK BALANCE	-71,999.57		
,JULY 1 2017		-71,999.57	
RECEIPTS			
Sale of units Rutherford	600.00	600.00	Final Payment see St
Sentental Income- Mackay BCC	30,910.95	30,910.95	See E statement + Special Payment \$10,410.89
Sentental Income- Cleveland	27,280.29	27,280.29	See E statement + Special Payment \$2,280.33
Sentental Income- North point Mackay	68,369.78	68,369.78	See E statement + Special Payment \$5,369.78
Final Rothwell	191.08	191.08	See E statement
Sentental Income-Toll Paget Mackay	22,400.04	22,400.04	See E statement
Sentental Income-Ipswich	14,291.69	14,291.69	See E statement
Sentental Income-Homemaker	8,510.44	8,510.44	See E statement
Sentental Income-Bourke St	5,124.99	5,124.99	See E statement
Part Sale Homaker Centre Nowra	25,000.00	25,000.00	See special statement
Sentental Income-Industrial	85,512.08	85,512.08	See E statement
		0.00	
Sentental Income-Tuggerah	6,860.00	6,860.00	See E statement + Special Payment \$1,860
Sentental Income-Orange	12,000.00	12,000.00	See E statement
Sentental Income-Springwood	13,800.00	13,800.00	See E statement
Capital Return Northpoint	22,500.00	22,500.00	See E statement
Sentental Income-Countrywide	88,596.08	88,596.08	See E statement
Sentental Income-Citylink	49,725.00	49,725.00	See E statement
Sentental Income-Padget	10,041.70	10,041.70	See E statement
Sentinel Income Office Trust	155,166.68	155,166.68	See E statement
Sentental Income-Airlie Beach	10,851.64	10,851.64	See E statement
Sentental Income-Robina	13,062.46	13,062.46	See E statement
Sentental Income-Puga	12,249.96	12,249.96	See E statement
Sentental Income-DFO	3,500.04	3,500.04	See E statement
Sentental Income-Tuggeranong	5,625.00	5,625.00	See E statement
Sentental Income-Dandenong	7,650.00	7,650.00	See E statement
Money in and out Interest Acc	1,402,409.09	1,402,409.09	See separate summary
Final Capital Return Jimboomba	2,373.42	2,373.42	See E statement
Capital Return Springwood	12,000.00	12,000.00	See E statement
Sale of units Health Trust	442,350.09	442,350.09	See Statement
Sale units Ipswich	310,000.00	310,000.00	See Statement
Sale Units Dandenong	172,799.72	172,799.72	See Statement
Sale of Units Bourke Street	364,760.00	364,760.00	See Statement
Interest on Delayed Trusts	159.53	159.53	\$107.52 & \$52.01 Office
St Magnus	2,468.40	2,468.40	Final Sale - see docs
Sherlock Contrabutions	50,000.00	50,000.00	Jenny & Michael \$25K each
Interest ANZ	57.90	57.90	on Current a/c
TOTAL RECEIPTS	3,459,198.05	3,459,198.05	
CASH BOOK BALANCE	3,459,198.05		
Check	0.00	0.00	
PAYMENTS			
Bank Fees		0.00	
Sentental -Regional office Trust	575,000.00	575,000.00	Purchase units River Q and Flinders
Sentental - Industrial Trust	520,000.00	520,000.00	Purchase units Pinkenbah & Crestmead
Sentental - Countrywide	242,400.00	242,400.00	Purchase units from M and P super 240,000 units
Sentental Robina	151,500.00	151,500.00	Purchase units from M and P super 150,000 units
Kangaroo Point Loan	100,000.00	100,000.00	Via Ebert
ATO	14,402.38	14,402.38	
SMSF Audit Fee		0.00	
Accounting	2,530.00	2,530.00	
Sherlock Dividend -pension	264,900.00	264,900.00	split as per requirement
Money in and out Interest Acc	1,397,923.44	1,397,923.44	See separate statement
ASIC	254.00	254.00	
MCA Change Deed		0.00	
Sentinel		0.00	
Change Deed	275.00	275.00	
Purchase units Industrial	118,000.00	118,000.00	Purchase from Ocean Inter 100,000 units
		0.00	
		0.00	
TOTAL EXPENDITURE	3,387,184.82	3,387,184.82	
CASH BOOK BALANCE	3,387,184.82	3,387,184.82	
Check	0.00	0.00	
CASH BOOK BALANCE	13.66	13.66	
BALANCE AT BANK	13.66	13.66	BALANCE 30/6/18
Check	0.00	0.00	

①

asked for
12 mth
BANK STATEMENTS

②

BLACKLAND
WOULD UP

③

WANTED MONITOR
TO SHILLING DEN
@ 20% IN
(TO BE REC'D)
APPROX NOV
2018)

Re ANZ Account . 27107

2015/16 NAMELESS PTY LTD ATF THE SHERLOCK SUPER FUND										
CASH RECEIPTS		##	Income		Interest	ANZ				
DATE	DETAIL	UN	BANK	Sentinal	Account	Acc	DIVIDENDS	Cont	SUNDRY	DETAIL
3-Jul	Homemaker		8,510.44	8,510.44	✓					
	Countrywide		88,596.08	88,596.08	✓					
4-Jul	DFO		3,500.04	3,500.04	✓					
5-Jul	Dandenong		7,650.00	7,650.00	✓					
	BCC Mackay		30,910.95	20,499.96	✓				10,410.99	spec
6-Jul	CBPT Cleveland		27,280.29	24,999.96	✓				2,280.33	spec
7-Jul	Airlie Beach		10,851.64	10,851.64	✓					
	Citilink		49,725.00	49,725.00	✓					
10-Jul	Tuggeranong		5,625.00	5,625.00	✓					
	Income Chicken		12,249.96	12,249.96	✓					
	Bourke St		5,124.99	5,124.99	✓					
	Ipswich		14,291.69	14,291.69	✓					
12-Jul	Northpoint		68,369.78	63,000.00	✓				5,369.78	spec
13-Jul	Regional Office		155,166.68	155,166.68	✓					
17-Jul	Robina		13,062.46	13,062.46	✓					
	Paget TOL		22,400.04	22,400.04	✓					
19-Jul	Tuggerah		6,860.00	5,000.00	✓				1,860.00	
	Industrial		85,512.08	85,512.08	✓					
20-Jul	Orange		12,000.00	12,000.00	✓					
27-Jul	Springwood		13,800.00	13,800.00	✓					
31-Jul	Padget Indust		10,041.70	10,041.70	✓					
4-Jul	Transfere to Interest		62,606.00			62,606.00				
13-Jul	Office Trust		107.52						107.52	int on holding
25-Jul	J Sherlock		1,000.00					1,000.00		
28-Jul	Health Trust		442,350.09						442,350.09	sale
31-Jul	ANZ		0.08			0.08				
11-Sep	Jimboomba		1,002.11						1,002.11	Rent G'tee
30-Sep	ANZ		0.15			0.15				
11-Sep	Transfere to Interest		292,104.09			292,104.09				
20-Sep	St Magnus		2,468.40						2,468.40	pay out
25-Sep	Bourke St		364,760.00						364,760.00	Sale Trust
29-Sep	ANZ		5.43			5.43				
31-Oct	ANZ		0.12			0.12				
7-Nov	Transfere to Interest		525,989.00			525,989.00				
14-Nov	J Sherlock		24,000.00						24,000.00	
	M. Sherlock		25,000.00						25,000.00	
30-Nov	ANZ		15.65			15.65				
8-Dec	Transfere to Interest		56,700.00			56,700.00				
22-Dec	Sale Dandenong		172,720.00						172,720.00	sale Trust
29-Dec	ANZ		0.08			0.08				
16-Jan	Homemaker		25,000.00						25,000.00	Sale Nowra
23-Jan	Ipswich		310,000.00						310,000.00	Sale Ipswich

BCCMC ✓
Cleveland ✓

Northpoint ✓

Tugg ✓

office ✓

Health ✓

Jimbo ✓

S+Mag ✓
Bourke ✓

Pandy ✓

ANZ Account 59821

CASH PAYMENTS		NAMELESS PTY LTD ATF THE SHERLOCK SUPER FUND					Pension			
2015/16										
DATE	DETAIL	CHEQ	UN	BANK	Interest Acc	ATO	Dist'n	SUNDRY	DETAIL	
4-Jul	Transfer to Interest acc	BS		98,839.00	98,839.00					
	Jenny Sherlock	BS		2,500.00			2,500.00			
27-Jul	ATO	1267		3,643.00		3,643.00				
1-Aug	Micalizzi	BS		275.00				275.00	change deed	
7-Aug	Jenny Sherlock	BS		2,500.00			2,500.00			
7-Aug	Transfer to Interest acc	BS		49,892.00	49,892.00					
29-Aug	Russells Trust acc	BS		20,000.00				20,000.00	10% deposit Indust	
1-Sep	Transfer to Interest acc	BS		521,486.00	521,486.00					
	Mc Culloch TA	BS		100,000.00				100,000.00	Kangaroo PT	
5-Sep	Jenny Sherlock	BS		2,500.00			2,500.00			
11-Sep	Ocean International	BS		118,000.00				118,000.00	Purch units Ind T	
21-Sep	Russells Trust acc	1,268		180,000.00				180,000.00	90% Indust	
2-Oct	Transfer to Interest acc	BS		190,922.51	190,922.51					
5-Oct	Jenny Sherlock	BS		2,500.00			2,500.00			
23-Oct	Russells Trust acc	BS		25,000.00				25,000.00	10% of Riverquays	
27-Oct	ATO	1269		2,989.00		2,989.00				
	ASIC	1270		254.00				254.00	Co Reg	
31-Oct	Transfer to Interest acc	BS		18,623.00	18,623.00					
9-Nov	M and P Super	1271		242,400.00				242,400.00	240,000 units in Countrywide	
	M and P Super	1272		151,500.00				151,500.00	150,000 units Robina	
13-Nov	Jenny Sherlock	BS		2,500.00			2,500.00			
15-Nov	Russells Trust acc	1273		200,000.00				200,000.00	2nd River Q	
16-Nov	Transfer to Interest acc	BS		11,143.00	11,143.00					
5-Dec	Jenny Sherlock	BS		2,500.00			2,500.00			
5-Dec	Transfer to Interest acc	BS		209,156.00	209,156.00					
8-Dec	Russells Trust acc	1274		25,000.00				25,000.00	3rd River Q	
20-Dec	Russells Trust acc	1275		29,500.00				29,500.00	10% Industrial/ Crest m	
3-Jan	Transfer to Interest acc	BS		9,470.00	9,470.00					
5-Jan	Jenny Sherlock	BS		2,500.00			2,500.00			
9-Jan	Transfer to Interest acc	BS		103,240.00	103,240.00					
25-Jan	Russells Trust acc	1277		265,500.00				265,500.00	90% Indust Crestmead	
	ATO	1276		2,989.00		2,989.00				
5-Feb	Transfer to Interest acc	BS		67,193.93	67,193.93					
13-Feb	Jenny Sherlock	BS		2,500.00			2,500.00			
1-Mar	Transfer to Interest acc	BS		48,997.00	48,997.00					
5-Mar	Jenny Sherlock	BS		2,500.00			2,500.00			
	ATO	1278		1,792.38		1,792.38				
	Tony Micalizi	BS		2,530.00				2,530.00	annua Accs	
28-Mar	Russells Trust acc	1279		35,000.00				35,000.00	10% Flinders st Towns	
	Russells Trust acc	1280		315,000.00				315,000.00	90% Flinders	
5-Apr	Jenny Sherlock	BS		2,500.00			2,500.00			
5-Apr	Transfer to Interest acc	BS		49,720.00	49,720.00					

