

---

Financial statements and reports for the year ended  
30 June 2018

Sherlock Superannuation Fund

**Sherlock Superannuation Fund**  
**Reports Index**

---

Statement of Financial Position

Operating Statement

Notes to the Financial Statements

Trustees Declaration

Members Statement

Contributions Breakdown

Transfer Balance Account Summary

**Sherlock Superannuation Fund**  
**Statement of Financial Position**

As at 30 June 2018

	Note	2018 \$	2017 \$
<b>Assets</b>			
<b>Investments</b>			
Shares in Listed Companies (Australian)	2	4,491.76	3,450.32
Units in Unlisted Unit Trusts (Australian)	3	8,613,820.83	8,218,698.40
<b>Total Investments</b>		<u>8,618,312.59</u>	<u>8,222,148.72</u>
<b>Other Assets</b>			
Distributions Receivable		45,469.36	50,617.86
Cash at Bank (ANZ 4986-59821)		13.66	0.43
ANZ Business Online Saver 2102-27107		0.24	646.65
<b>Total Other Assets</b>		<u>45,483.26</u>	<u>51,264.94</u>
<b>Total Assets</b>		<u>8,663,795.85</u>	<u>8,273,413.66</u>
Less:			
<b>Liabilities</b>			
Income Tax Payable		48,543.63	5,139.33
Sundry Creditors		600.00	72,000.00
Tax Loss Carried Forward - St Magnus Vineyard		0.00	(6,167.53)
<b>Total Liabilities</b>		<u>49,143.63</u>	<u>70,971.80</u>
<b>Net assets available to pay benefits</b>		<u>8,614,652.22</u>	<u>8,202,441.86</u>
Represented by:			
<b>Liability for accrued benefits allocated to members' accounts</b>	5, 6		
Sherlock, Jennifer - Pension (TRIS)		0.00	0.01
Sherlock, Jennifer - Pension (Account Based Pension)		1,418,718.58	1,360,192.06
Sherlock, Jennifer - Pension (Account Based Pension 2)		250,099.69	239,807.94
Sherlock, Jennifer - Accumulation		2,358,806.10	2,232,353.40
Sherlock, Michael Andrew - Pension (Account Based Pension)		1,393,071.99	1,348,521.98
Sherlock, Michael Andrew - Pension (Account Based Pension 2)		259,814.60	251,478.02
Sherlock, Michael Andrew - Accumulation		2,934,141.26	2,770,088.45
<b>Total Liability for accrued benefits allocated to members' accounts</b>		<u>8,614,652.22</u>	<u>8,202,441.86</u>

Sherlock Superannuation Fund

**Operating Statement**

For the year ended 30 June 2018

	Note	2018 \$	2017 \$
<b>Income</b>			
<b>Investment Income</b>			
Trust Distributions	9	1,829,954.42	2,090,519.13
Dividends Received	8	194.87	164.42
Interest Received		948.08	1,031.03
<b>Contribution Income</b>			
Employer Contributions		50,000.00	70,000.00
Personal Non Concessional		0.00	94,509.00
Other Contributions		501.00	0.00
<b>Total Income</b>		<u>1,881,598.37</u>	<u>2,256,223.58</u>
<b>Expenses</b>			
Accountancy Fees		2,365.00	2,452.18
Administration Costs		254.00	249.00
ATO Supervisory Levy		259.00	259.00
Auditor's Remuneration		440.00	385.00
Bank Charges		(0.21)	12.00
Interest Paid		1.41	0.50
<b>Member Payments</b>		144,000.00	327,079.00
<b>Investment Losses</b>			
Changes in Market Values	10	1,146,230.13	927,112.88
<b>Total Expenses</b>		<u>1,293,549.33</u>	<u>1,257,549.56</u>
<b>Benefits accrued as a result of operations before income tax</b>			
Income Tax Expense		588,049.04	998,674.02
<b>Benefits accrued as a result of operations</b>	11	<u>57,547.68</u>	<u>13,258.38</u>
		<u>530,501.36</u>	<u>985,415.64</u>

# Notes to the Financial Statements

For the year ended 30 June 2018

---

## Note 1: Summary of Significant Accounting Policies

The trustees have prepared the financial statements on the basis that the superannuation fund is a non-reporting entity because there are no users dependent on general purpose financial statements. The financial statements are therefore special purpose financial statements that have been prepared in order to meet the requirements of the Superannuation Industry (Supervision) Act 1993 and associated Regulations, the trust deed of the fund and the needs of members.

The financial statements have been prepared on a cash basis and are based on historical costs, except for investments which have been measured at market value.

The following significant accounting policies, which are consistent with the policies applied in the previous period unless otherwise stated, have been adopted in the preparation of the financial statements.

The financial statements were authorised for issue by the Director(s).

### a. Measurement of Investments

The fund initially recognises:

- (i) an investment when it controls the future economic benefits expected to flow from the asset. For financial assets, the trade date is considered to be the date on which control of the future economic benefits attributable to the asset passes to the fund; and
- (ii) a financial liability on the date it becomes a party to the contractual provisions of the instrument.

Investments of the fund have been measured at market value, which refers to the amount that a willing buyer could reasonably be expected to pay to acquire the asset from a willing seller if the following assumptions were made:

- that the buyer and the seller deal with each other at arm's length in relation to the sale;
- that the sale occurred after proper marketing of the asset; and
- that the buyer and the seller acted knowledgeably and prudentially in relation to the sale.

Market value has been determined as follows:

- (i) shares and other securities listed on the Australian Securities Exchange by reference to the relevant market quotations at the end of the reporting period;
- (ii) units in managed funds by reference to the unit redemption price at the end of the reporting period;
- (iii) fixed-interest securities by reference to the redemption price at the end of the reporting period;
- (iv) unlisted investments are stated at trustees' assessment based on estimated market value at balance date or where necessary, an external valuer's opinion; and
- (v) investment properties at the trustees' assessment of the market value or where necessary a qualified independent valuer's opinion at the end of reporting period.

Financial liabilities, such as trade creditors and other payables, are measured at the gross value of the outstanding balance at the end of the reporting period. The trustees have determined that the gross values of the fund's financial liabilities is equivalent to their market values. Any remeasurement changes in the gross values of non-current financial liabilities (including liabilities for members' accrued benefits) are recognised in the operating statement in the periods in which they occur.

### b. Cash and Cash Equivalents

Cash and cash equivalents include cash on hand and at call, deposits with banks and short-term, highly liquid investments that are readily convertible to cash and subject to an insignificant risk of change in value.

### c. Revenue

Revenue is recognised at the fair value of the consideration received or receivable.

#### Interest revenue

Interest revenue is recognised in respect of fixed-interest securities, and cash and cash equivalent balances. Interest revenue is recognised upon receipt.

# Notes to the Financial Statements

For the year ended 30 June 2018

## Dividend revenue

Dividend revenue is recognised when the dividend has been paid or, in the case of dividend reinvestment schemes, when the dividend is credited to the benefit of the fund.

## Rental revenue

Rental revenue arising from operating leases on investment properties is recognised upon receipt.

## Distribution revenue

Distributions from unit trusts and managed funds are recognised as at the date the unit value is quoted ex-distribution and if not received at the end of the reporting period, are reflected in the statement of financial position as a receivable at market value.

## Remeasurement changes in market values

Remeasurement changes in the market values of assets are recognised as income and determined as the difference between the market value at year-end or consideration received (if sold during the year) and the market value as at the prior year-end or cost (if acquired during the period).

## d. Liability for Accrued Benefits

The liability for accrued benefits represents the fund's present obligation to pay benefits to members and beneficiaries, and has been calculated as the difference between the carrying amount of the assets and the carrying amount of the other payables and income tax liabilities as at the end of the reporting period.

## e. Critical Accounting Estimates and Judgements

The preparation of financial statements requires the trustees to make judgements, estimates and assumptions that affect the application of accounting policies and the reported amounts of assets and liabilities, income and expenses. Actual results may differ from these estimates.

Estimates and underlying assumptions are reviewed on an ongoing basis. Revisions to accounting estimates are recognised in the period in which the estimate is revised and in any future period affected.

## Note 2: Shares in Listed Companies (Australian)

	2018 \$	2017 \$
Wesfarmers Limited	4,491.76	3,450.32
	4,491.76	3,450.32

## Note 3: Units in Unlisted Unit Trusts (Australian)

	2018 \$	2017 \$
Sentinel Mackay Retail Trust	186,000.00	362,000.00
\$-T0011 - Sentinel Cleveland Business Park Trust	246,000.00	270,000.00
Sentinel Homemaker Trust no 2 - Northpoint (Mackay Homemakers) Trust	742,500.00	742,500.00
Sentinal Ipswich Homemaker Trust	0.00	274,000.00
Sentinel Mackay Industrial Trust	210,000.00	184,000.00

**Sherlock Superannuation Fund**

**Notes to the Financial Statements**

For the year ended 30 June 2018

Sentinel Bourke Street Retail Trust	0.00	356,000.00
Sentinel Orange Homemaker Trust	556,800.00	499,200.00
Sentinel Springwood Retail Trust	132,000.00	118,800.00
Sentinel Tuggerah Industrial Trust	0.00	132,000.00
Sentinel Sarina	316,050.00	316,050.00
Sentinel Citilink Trust	778,050.00	778,050.00
Sentinel Paget Industrial Trust	0.00	100,000.00
Sentinel Countrywide Retail Trust	946,521.60	775,798.40
Sentinel Industrial Trust	1,496,899.23	638,000.00
Sentinel Homemaker Trust Norwa	95,000.00	113,000.00
Sentinel Dfo Cairns Trust	56,000.00	62,500.00
Sentinel Airlie Beach	112,000.00	108,000.00
Sentinel Robina	186,000.00	46,500.00
Sentinel Puga	103,000.00	102,000.00
Sentinel Tuggeranong	72,500.00	72,500.00
Sentinel Dandenong	0.00	176,800.00
SENTINEL REGIONAL OFFICE TRUST	2,278,500.00	1,575,000.00
Sentinel Health Trust	0.00	416,000.00
"Parklane" Residential Complex, Kangaroo Point	100,000.00	0.00
	<b>8,613,820.83</b>	<b>8,218,698.40</b>

**Note 4: Banks and Term Deposits**

<b>Banks</b>	<b>2018</b> <b>\$</b>	<b>2017</b> <b>\$</b>
ANZ Business Online Saver 2102-27107	0.24	646.65
Cash at Bank (ANZ 4986-59821)	13.66	0.43
	<b>13.90</b>	<b>647.08</b>

**Note 5: Liability for Accrued Benefits**

**Sherlock Superannuation Fund**

**Notes to the Financial Statements**

For the year ended 30 June 2018

	2018 \$	2017 \$
Liability for accrued benefits at beginning of year	8,202,441.86	7,217,026.22
Benefits accrued as a result of operations	530,501.36	985,415.64
Current year member movements	(118,291.00)	0.00
Liability for accrued benefits at end of year	8,614,652.22	8,202,441.86

**Note 6: Vested Benefits**

Vested benefits are benefits that are not conditional upon continued membership of the fund (or any factor other than resignation from the plan) and include benefits which members were entitled to receive had they terminated their fund membership as at the end of the reporting period.

	2018 \$	2017 \$
Vested Benefits	8,614,652.22	8,202,441.86

**Note 7: Guaranteed Benefits**

No guarantees have been made in respect of any part of the liability for accrued benefits.

**Note 8: Dividends**

	2018 \$	2017 \$
Wesfarmers Limited	194.87	164.42
	194.87	164.42



Sherlock Superannuation Fund

**Notes to the Financial Statements**

For the year ended 30 June 2018

**Note 9: Trust Distributions**

	2018 \$	2017 \$
Sentinel Tuggeranong	5,625.00	5,374.98
Sentinel Homemaker Trust Norwa	33,312.77	9,500.37
Sentinel Homemaker Trust no 2 - Northpoint (Mackay Homemakers) Trust	85,500.00	66,187.50
Sentinal Ipswich Homemaker Trust	213,100.69	24,500.04
Sentinel Dandenong	180,449.72	9,300.00
SENTINEL REGIONAL OFFICE TRUST	159,916.68	82,958.20
Sentinel Countrywide Retail Trust	90,595.74	72,544.45
Sentinel Dfo Cairns Trust	3,500.04	3,500.04
Sentinel Puga	12,249.96	12,041.66
Sentinel Mackay Retail Trust	25,566.96	30,910.96
Sentinel Tuggerah Industrial Trust	137,860.00	12,000.00
Sentinel Bourke Street Retail Trust	369,884.99	20,499.96
Sentinel Rutherford Homemaker Trust	600.00	408,745.14
Seq Homemaker Trust No 1 (Rothwell)	349.08	0.00
Sentinel Ipswich Homemaker Trust 2	83,119.00	0.00
\$-T0011 - Sentinel Cleveland Business Park Trust	29,817.96	25,779.96
Sentinel Ipswich Homemaker Trust 3	28,072.00	0.00
Sentinel Airlie Beach	10,851.64	10,590.00
Sentinel Citilink Trust	49,725.00	53,381.25
Sentinel Orange Homemaker Trust	12,000.00	48,000.00
Sentinel Health Trust	33,029.66	9,320.00
Sentinel Jimboomba Retail Trust	2,373.42	55,527.33
Sentinel Robina	13,062.46	4,749.96
Sentinel Springwood Retail Trust	25,800.00	13,800.00
Sentinel Industrial Trust	91,149.91	52,249.87
Sentinel Mackay Industrial Trust	22,400.04	22,400.04
Sentinel Paget Industrial Trust	110,041.70	12,050.04
Sentinel Richlands Industrial Trust	0.00	292,909.80
Majella Towers One PI (Radius Woolloongabba)	0.00	5,702.57
Sentinel Menai Trust	0.00	725,995.01
	1,829,954.42	2,090,519.13

**Note 10: Unrealised Movements in Market Value**

Sherlock Superannuation Fund

Notes to the Financial Statements

For the year ended 30 June 2018

	2018 \$	2017 \$
<b>Other Assets</b>		
St Magnus Vineyard Project	745.99	0.00
	<u>745.99</u>	<u>0.00</u>
<b>Other Revaluations</b>		
Other Revaluations	(6,167.53)	0.00
	<u>(6,167.53)</u>	<u>0.00</u>
<b>Shares in Listed Companies (Australian)</b>		
Wesfarmers Limited	846.57	(1,024.32)
	<u>846.57</u>	<u>(1,024.32)</u>
<b>Units in Unlisted Unit Trusts (Australian)</b>		
\$-T0011 - Sentinel Cleveland Business Park Trust	(24,000.00)	(176,000.00)
SENTINEL REGIONAL OFFICE TRUST	103,500.00	11,612.52
Sentinal Ipswich Homemaker Trust	(174,292.00)	(84,000.00)
Sentinel Airlie Beach	4,000.00	9,000.00
Sentinel Bourke Street Retail Trust	(356,000.00)	(50,000.00)
Sentinel Citilink Trust	0.00	(17,550.00)
Sentinel Coronation Office Trust	0.00	58,457.70
Sentinel Countrywide Retail Trust	(71,676.80)	(26,650.00)
Sentinel Dandenong	(176,800.00)	5,372.00
Sentinel Dfo Cairns Trust	(6,500.00)	1,500.00
Sentinel Health Trust	(16,000.00)	16,000.00
Sentinel Homemaker Trust Norwa	(18,000.00)	(10,000.00)
Sentinel Homemaker Trust no 2 - Northpoint (Mackay Homemakers) Trust	0.00	(220,500.00)
Sentinel Industrial Trust	14,299.23	27,500.00
Sentinel Ipswich Homemaker Trust 2	(74,528.00)	0.00
Sentinel Ipswich Homemaker Trust 3	(25,180.00)	0.00
Sentinel Jimboomba Retail Trust	4,000.00	(45,000.00)
Sentinel Mackay Industrial Trust	26,000.00	10,000.00

**Sherlock Superannuation Fund**

**Notes to the Financial Statements**

For the year ended 30 June 2018

Sentinel Mackay Retail Trust	(176,000.00)	(202,000.00)
Sentinel Menai Trust	500,000.00	(665,000.00)
Sentinel Orange Homemaker Trust	57,600.00	(124,800.00)
Sentinel Paget Industrial Trust	(100,000.00)	7,000.00
Sentinel Puga	1,000.00	2,000.00
Sentinel Richlands Industrial Trust	300,000.00	(330,000.00)
Sentinel Robina	(12,000.00)	(500.00)
Sentinel Rutherford Homemaker Trust	0.00	(348,000.00)
Sentinel Sarina	0.00	77,400.00
Sentinel Springwood Retail Trust	13,200.00	19,200.00
Sentinel Tuggerah Industrial Trust	(132,000.00)	(27,000.00)
Sentinel Tuggeranong	0.00	(20,000.00)
	<u>(339,377.57)</u>	<u>(2,101,957.78)</u>
<b>Total Unrealised Movement</b>	<u>(343,952.54)</u>	<u>(2,102,982.10)</u>
<b>Realised Movements in Market Value</b>		
	<b>2018</b>	<b>2017</b>
	<b>\$</b>	<b>\$</b>
<b>Other Assets</b>		
St Magnus Vineyard Project	1,722.41	0.00
	<u>1,722.41</u>	<u>0.00</u>
<b>Shares in Listed Companies (Australian)</b>		
Wesfarmers Limited	0.00	1,022.02
	<u>0.00</u>	<u>1,022.02</u>
<b>Units in Unlisted Unit Trusts (Australian)</b>		
\$-T0011 - Sentinel Cleveland Business Park Trust	0.00	70,000.00
SENTINEL REGIONAL OFFICE TRUST	0.00	53,377.48
Sentinel Ipswich Homemaker Trust	0.00	94,000.00
Sentinel Airlie Beach	0.00	8,000.00
Sentinel Bourke Street Retail Trust	0.00	156,000.00
Sentinel Citilink Trust	0.00	193,050.00

Sherlock Superannuation Fund

Notes to the Financial Statements

For the year ended 30 June 2018

Sentinel Coronation Office Trust	0.00	(51,538.68)
Sentinel Countrywide Retail Trust	0.00	19,190.40
Sentinel Dandenong	0.00	2,800.00
Sentinel Dfo Cairns Trust	0.00	12,500.00
Sentinel Homemaker Trust Norwa	0.00	13,000.00
Sentinel Homemaker Trust no 2 - Northpoint (Mackay Homemakers) Trust	0.00	292,500.00
Sentinel Industrial Trust	0.00	88,000.00
Sentinel Jimboomba Retail Trust	(4,000.00)	(13,732.00)
Sentinel Mackay Retail Trust	0.00	162,000.00
Sentinel Menai Trust	(500,000.00)	0.00
Sentinel Orange Homemaker Trust	0.00	19,200.00
Sentinel Puga	0.00	2,000.00
Sentinel Richlands Industrial Trust	(300,000.00)	0.00
Sentinel Tuggerah Industrial Trust	0.00	32,000.00
Sentinel Tuggeranong	0.00	22,500.00
	<u>(804,000.00)</u>	<u>1,174,847.20</u>
<b>Total Realised Movement</b>	<u>(802,277.59)</u>	<u>1,175,869.22</u>
<b>Changes in Market Values</b>	<u>(1,146,230.13)</u>	<u>(927,112.88)</u>

**Note 11: Income Tax Expense**

The components of tax expense comprise

	<b>2018</b>	<b>2017</b>
	<b>\$</b>	<b>\$</b>
Current Tax	57,547.68	13,258.38
Income Tax Expense	<u>57,547.68</u>	<u>13,258.38</u>

The prima facie tax on benefits accrued before income tax is reconciled to the income tax as follows:

Prima facie tax payable on benefits accrued before income tax at 15%	88,207.36	149,801.10
Less:		
Tax effect of:		
Non Taxable Contributions	75.15	14,176.35

# Sherlock Superannuation Fund

## Notes to the Financial Statements

For the year ended 30 June 2018

Exempt Pension Income	32,745.45	339,753.60
Realised Accounting Capital Gains	(120,341.64)	176,380.38
Accounting Trust Distributions	274,493.16	313,577.87
Add:		
Tax effect of:		
Decrease in MV of Investments	51,592.88	315,447.32
SMSF Non-Deductible Expenses	177.00	460.65
Pension Payments	21,600.00	49,061.85
Franking Credits	251.03	10.57
Net Capital Gains	39,109.95	273,250.80
Taxable Trust Distributions	45,254.90	69,184.51
Rounding	0.20	0.25
Income Tax on Taxable Income or Loss	59,221.20	13,328.85
Less credits:		
Franking Credits	1,673.52	70.47
Current Tax or Refund	<u>57,547.68</u>	<u>13,258.38</u>

## Trustees Declaration

The directors of the trustee company have determined that the fund is not a reporting entity and that the special purpose financial statements should be prepared in accordance with the accounting policies described in Note 1 to the financial statements.


The directors of the trustee company declare that:

- (i) the financial statements and notes to the financial statements for the year ended 30 June 2018 present fairly, in all material respects, the financial position of the superannuation fund at 30 June 2018 and the results of its operations for the year ended on that date in accordance with the accounting policies described in Note 1 to the financial statements;
- (ii) the financial statements and notes to the financial statements have been prepared in accordance with the requirements of the trust deed; and
- (iii) the operation of the superannuation fund has been carried out in accordance with its trust deed and in compliance with the requirements of the Superannuation Industry (Supervision) Act 1993 and associated Regulations during the year ended 30 June 2018.


Specifically, the directors of the trustee company declare that:

- in accordance with s120 of the Superannuation Industry (Supervision) Act 1993, no individual trustee has been or is a disqualified person;
- the fund has satisfactory title to all assets, all assets are unencumbered and free from charge as prescribed by s50 of the Superannuation Industry (Supervision) Act 1993 and reg13.14 of the Superannuation Industry (Supervision) Act 1994; and
- to the knowledge of the directors of the trustee company, there have been no events or transactions subsequent to the balance date which could have a material impact on the fund. Where such events have occurred, the effect of such events has been accounted and noted in the fund's financial statements.

Signed in accordance with a resolution of the directors of the trustee company by:



.....  
Michael Andrew Sherlock  
Nameless Pty Ltd  
Director



.....  
Jennifer Sherlock  
Nameless Pty Ltd  
Director

26 July 2018

# Members Statement

Jennifer Sherlock  
 PO Box 2469  
 Toowong, Queensland, 4066, Australia

### Your Details

Date of Birth :	14/08/1953
Age:	64
Tax File Number:	Provided
Date Joined Fund:	06/06/1995
Service Period Start Date:	08/05/2015
Date Left Fund:	
Member Code:	SHEJEN00002P
Account Start Date	30/06/2017
Account Phase:	Retirement Phase
Account Description:	Account Based Pension

Nominated Beneficiaries	N/A
Vested Benefits	1,418,718.58
Total Death Benefit	1,418,718.58
Current Salary	0.00
Previous Salary	0.00
Disability Benefit	0.00

### Your Balance

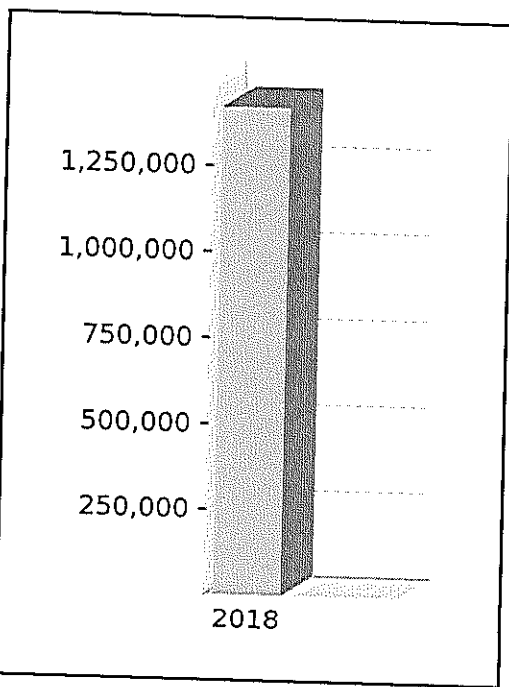
Total Benefits 1,418,718.58

#### Preservation Components

Preserved	
Unrestricted Non Preserved	1,418,718.58
Restricted Non Preserved	

#### Tax Components

Tax Free (76.48%)	1,085,029.16
Taxable	333,689.42



### Your Detailed Account Summary

Opening balance at 01/07/2017	This Year 1,360,192.06
<u>Increases to Member account during the period</u>	
Employer Contributions	
Personal Contributions (Concessional)	
Personal Contributions (Non Concessional)	
Government Co-Contributions	
Other Contributions	
Proceeds of Insurance Policies	
Transfers In	
Net Earnings	112,936.52
Internal Transfer In	
<u>Decreases to Member account during the period</u>	
Pensions Paid	54,410.00
Contributions Tax	
Income Tax	
No TFN Excess Contributions Tax	
Excess Contributions Tax	
Refund Excess Contributions	
Division 293 Tax	
Insurance Policy Premiums Paid	
Management Fees	
Member Expenses	
Benefits Paid/Transfers Out	
Superannuation Surcharge Tax	
Internal Transfer Out	
Closing balance at 30/06/2018	1,418,718.58

# Members Statement

Jennifer Sherlock  
 PO Box 2469  
 Toowong, Queensland, 4066, Australia

### Your Details

Date of Birth :	14/08/1953
Age:	64
Tax File Number:	Provided
Date Joined Fund:	06/06/1995
Service Period Start Date:	
Date Left Fund:	
Member Code:	SHEJEN00003P
Account Start Date	30/06/2017
Account Phase:	Retirement Phase
Account Description:	Account Based Pension 2

Nominated Beneficiaries	N/A
Vested Benefits	250,099.69
Total Death Benefit	250,099.69
Current Salary	0.00
Previous Salary	0.00
Disability Benefit	0.00

### Your Balance

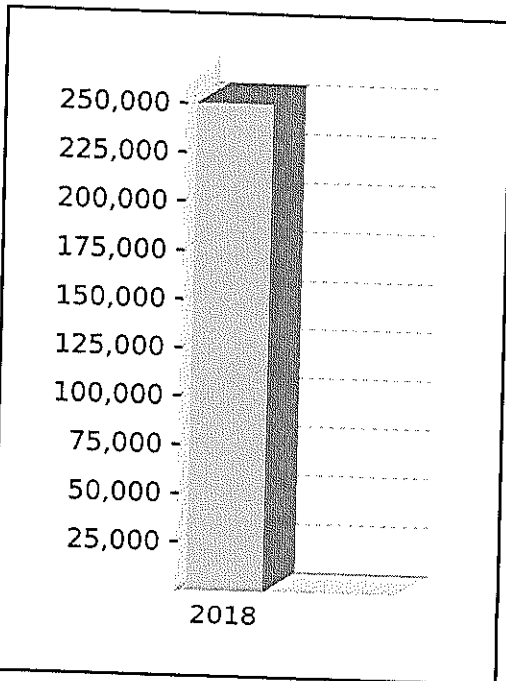
Total Benefits 250,099.69

#### Preservation Components

Preserved	
Unrestricted Non Preserved	250,099.69
Restricted Non Preserved	

#### Tax Components

Tax Free (84.16%)	210,493.25
Taxable	39,606.44



### Your Detailed Account Summary

	<b>This Year</b>
Opening balance at 01/07/2017	239,807.94
<u>Increases to Member account during the period</u>	
Employer Contributions	
Personal Contributions (Concessional)	
Personal Contributions (Non Concessional)	
Government Co-Contributions	
Other Contributions	
Proceeds of Insurance Policies	
Transfers In	
Net Earnings	19,881.75
Internal Transfer In	
<u>Decreases to Member account during the period</u>	
Pensions Paid	9,590.00
Contributions Tax	
Income Tax	
No TFN Excess Contributions Tax	
Excess Contributions Tax	
Refund Excess Contributions	
Division 293 Tax	
Insurance Policy Premiums Paid	
Management Fees	
Member Expenses	
Benefits Paid/Transfers Out	
Superannuation Surcharge Tax	
Internal Transfer Out	
Closing balance at 30/06/2018	250,099.69



# Members Statement

Jennifer Sherlock  
 PO Box 2469  
 Toowong, Queensland, 4066, Australia

## Your Details

Date of Birth :	14/08/1953	Nominated Beneficiaries	N/A
Age:	64	Vested Benefits	2,358,806.10
Tax File Number:	Provided		
Date Joined Fund:	06/06/1995		
Service Period Start Date:			
Date Left Fund:			
Member Code:	SHEJEN00004A		
Account Start Date	06/06/1995		
Account Phase:	Accumulation Phase		
Account Description:	Accumulation		

## Your Balance

Total Benefits 2,358,806.10

### Preservation Components

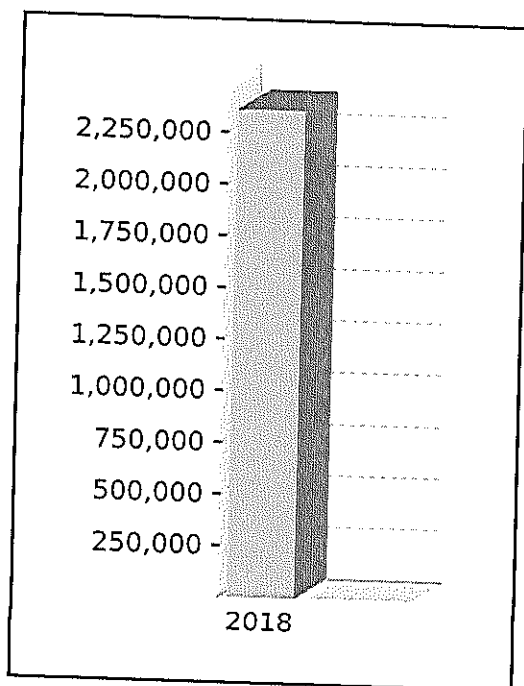
Preserved 262,911.39  
 Unrestricted Non Preserved 2,095,894.71  
 Restricted Non Preserved

### Tax Components

Tax Free 1,649,442.70  
 Taxable 709,363.40

## Your Detailed Account Summary

	This Year
Opening balance at 01/07/2017	2,232,353.40
<u>Increases to Member account during the period</u>	
Employer Contributions	25,000.00
Personal Contributions (Concessional)	
Personal Contributions (Non Concessional)	
Government Co-Contributions	
Other Contributions	501.00
Proceeds of Insurance Policies	
Transfers In	
Net Earnings	186,451.16
Internal Transfer In	
<u>Decreases to Member account during the period</u>	
Pensions Paid	
Contributions Tax	3,750.00
Income Tax	23,098.69
No TFN Excess Contributions Tax	
Excess Contributions Tax	
Refund Excess Contributions	
Division 293 Tax	
Insurance Policy Premiums Paid	
Management Fees	
Member Expenses	
Benefits Paid/Transfers Out	58,650.77
Superannuation Surcharge Tax	
Internal Transfer Out	
Closing balance at 30/06/2018	2,358,806.10



# Members Statement

Michael Andrew Sherlock  
 PO Box 2469  
 Toowong, Queensland, 4066, Australia

## Your Details

Date of Birth : 11/12/1951  
 Age: 66  
 Tax File Number: Provided  
 Date Joined Fund: 06/06/1995  
 Service Period Start Date: 06/06/1995  
 Date Left Fund:  
 Member Code: SHEMIC00002P  
 Account Start Date 30/06/2017  
 Account Phase: Retirement Phase  
 Account Description: Account Based Pension

Nominated Beneficiaries	N/A
Vested Benefits	1,393,071.99
Total Death Benefit	1,393,071.99
Current Salary	0.00
Previous Salary	0.00
Disability Benefit	0.00

## Your Balance

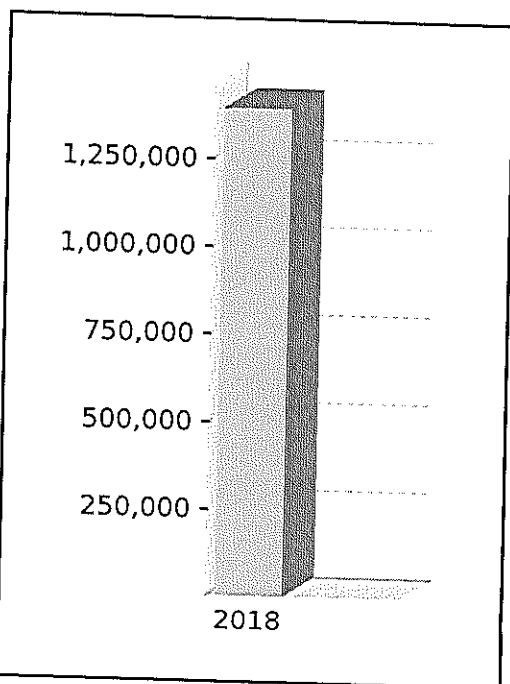
Total Benefits 1,393,071.99

### Preservation Components

Preserved  
 Unrestricted Non Preserved 1,393,071.99  
 Restricted Non Preserved

### Tax Components

Tax Free (65.70%) 915,196.19  
 Taxable 477,875.80



## Your Detailed Account Summary

	This Year
Opening balance at 01/07/2017	1,348,521.98
<u>Increases to Member account during the period</u>	
Employer Contributions	
Personal Contributions (Concessional)	
Personal Contributions (Non Concessional)	
Government Co-Contributions	
Other Contributions	
Proceeds of Insurance Policies	
Transfers In	
Net Earnings	111,980.01
Internal Transfer In	
<u>Decreases to Member account during the period</u>	
Pensions Paid	67,430.00
Contributions Tax	
Income Tax	
No TFN Excess Contributions Tax	
Excess Contributions Tax	
Refund Excess Contributions	
Division 293 Tax	
Insurance Policy Premiums Paid	
Management Fees	
Member Expenses	
Benefits Paid/Transfers Out	
Superannuation Surcharge Tax	
Internal Transfer Out	
Closing balance at 30/06/2018	1,393,071.99

# Members Statement

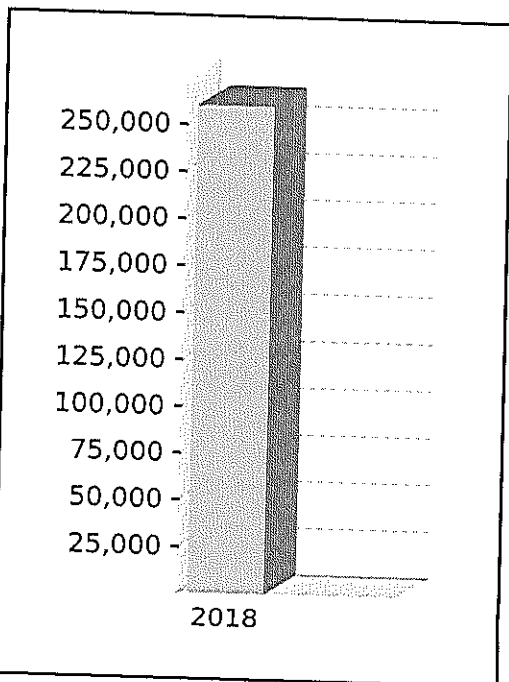
Michael Andrew Sherlock  
 PO Box 2469  
 Toowong, Queensland, 4066, Australia

## Your Details

Date of Birth :	11/12/1951	Nominated Beneficiaries	N/A
Age:	66	Vested Benefits	259,814.60
Tax File Number:	Provided	Total Death Benefit	259,814.60
Date Joined Fund:	06/06/1995	Current Salary	0.00
Service Period Start Date:		Previous Salary	0.00
Date Left Fund:		Disability Benefit	0.00
Member Code:	SHEMIC00003P		
Account Start Date	30/06/2017		
Account Phase:	Retirement Phase		
Account Description:	Account Based Pension 2		

## Your Balance

Total Benefits	259,814.60
<u>Preservation Components</u>	
Preserved	
Unrestricted Non Preserved	259,814.60
Restricted Non Preserved	
<u>Tax Components</u>	
Tax Free (77.69%)	201,857.06
Taxable	57,957.54



## Your Detailed Account Summary

	<b>This Year</b>
Opening balance at 01/07/2017	251,478.02
<u>Increases to Member account during the period</u>	
Employer Contributions	
Personal Contributions (Concessional)	
Personal Contributions (Non Concessional)	
Government Co-Contributions	
Other Contributions	
Proceeds of Insurance Policies	
Transfers In	
Net Earnings	20,906.58
Internal Transfer In	
<u>Decreases to Member account during the period</u>	
Pensions Paid	12,570.00
Contributions Tax	
Income Tax	
No TFN Excess Contributions Tax	
Excess Contributions Tax	
Refund Excess Contributions	
Division 293 Tax	
Insurance Policy Premiums Paid	
Management Fees	
Member Expenses	
Benefits Paid/Transfers Out	
Superannuation Surcharge Tax	
Internal Transfer Out	
Closing balance at 30/06/2018	259,814.60

# Members Statement

Michael Andrew Sherlock  
 PO Box 2469  
 Toowong, Queensland, 4066, Australia

## Your Details

Date of Birth :	11/12/1951	Nominated Beneficiaries	N/A
Age:	66	Vested Benefits	2,934,141.26
Tax File Number:	Provided		
Date Joined Fund:	06/06/1995		
Service Period Start Date:			
Date Left Fund:			
Member Code:	SHEMIC00004A		
Account Start Date	06/06/1995		
Account Phase:	Accumulation Phase		
Account Description:	Accumulation		

## Your Balance

Total Benefits 2,934,141.26

### Preservation Components

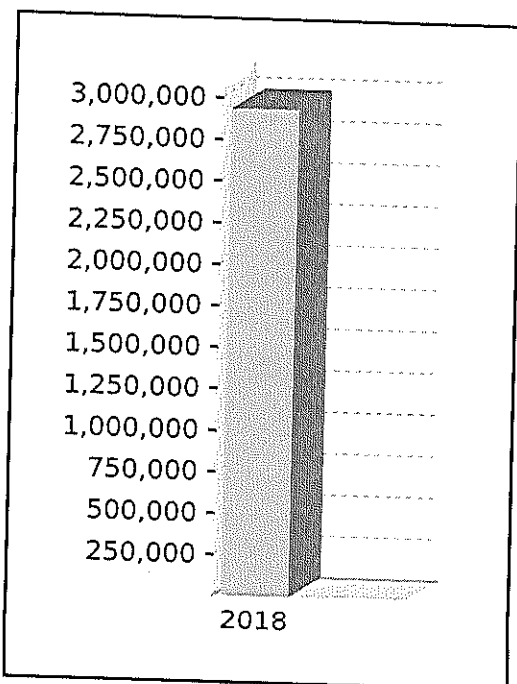
Preserved  
 Unrestricted Non Preserved 2,934,141.26  
 Restricted Non Preserved

### Tax Components

Tax Free 1,775,468.28  
 Taxable 1,158,672.98

## Your Detailed Account Summary

	This Year
Opening balance at 01/07/2017	2,770,088.45
<u>Increases to Member account during the period</u>	
Employer Contributions	25,000.00
Personal Contributions (Concessional)	
Personal Contributions (Non Concessional)	
Government Co-Contributions	
Other Contributions	
Proceeds of Insurance Policies	
Transfers In	
Net Earnings	231,065.54
Internal Transfer In	0.01
<u>Decreases to Member account during the period</u>	
Pensions Paid	
Contributions Tax	3,750.00
Income Tax	28,622.51
No TFN Excess Contributions Tax	
Excess Contributions Tax	
Refund Excess Contributions	
Division 293 Tax	
Insurance Policy Premiums Paid	
Management Fees	
Member Expenses	
Benefits Paid/Transfers Out	59,640.23
Superannuation Surcharge Tax	
Internal Transfer Out	
Closing balance at 30/06/2018	2,934,141.26



**Sherlock Superannuation Fund**  
**Contributions Breakdown Report**  
 For The Period 01 July 2017 - 30 June 2018

**Summary**

Member	D.O.B	Age (at 30/06/2017)	Total Super Balance (at 30/06/2017)*1	Concessional	Non-Concessional	Other	Reserves	Total
Sherlock, Jennifer	14/08/1953	63	3,832,353.41	25,000.00	0.00	501.00	0.00	25,501.00
Sherlock, Michael Andrew	11/12/1951	65 *2	4,370,088.45	25,000.00	0.00	0.00	0.00	25,000.00
<b>All Members</b>				<b>50,000.00</b>	<b>0.00</b>	<b>501.00</b>	<b>0.00</b>	<b>50,501.00</b>

\*1 Total Super Balance is per individual across funds within a firm.

\*2 Members aged 65 to 74 must meet work test to accept non-mandated contribution e.g. salary sacrifice, member contributions.

**Contribution Caps**

Member	Contribution Type	Contributions	Cap	Current Position
Sherlock, Jennifer	Concessional	25,000.00	25,000.00	At Limit
	Non-Concessional	0.00	0.00	Total Super Balance Over TBC
Sherlock, Michael Andrew	Concessional	25,000.00	25,000.00	At Limit
	Non-Concessional	0.00	0.00	Total Super Balance Over TBC

**NCC Bring Forward Caps**

1, 2, 3 Year in the bring forward period.

Member	Bring Forward Cap	2015	2016	2017	2018	Total	Current Position
Sherlock, Jennifer	N/A	0.00 <sup>3</sup>	180,000.00	47,254.50	0.00	N/A	Bring Forward Not Triggered
Sherlock, Michael Andrew	N/A	0.00 <sup>3</sup>	174,200.00	47,254.50	0.00	N/A	Bring Forward Not Triggered

**Sherlock, Jennifer**

Date	Transaction Description	Ledger Data				SuperStream Data						
		Concessional	Non-Concessional	Other	Reserves	Contribution Type	Employer	Concessional	Non-Concessional	Other		
25/07/2017	TFR 798566 FROM 498909819	Employer	1,000.00									
14/11/2017	TFR 445977 FROM 498909819	Employer	24,000.00									
21/06/2018	TRANSFER	Any Other										
25/02/2019			501.00									

FROM ATO  
 ATO00900000938085  
 4

Total - Sherlock, Jennifer

25,000.00	0.00	501.00	0.00
-----------	------	--------	------

0.00	0.00	0.00
------	------	------

Sherlock, Michael Andrew

Date	Transaction Description	Contribution Type	Ledger Data			SuperStream Data						
			Concessional	Non-Concessional	Other	Reserves	Contribution Type	Employer	Concessional	Non-Concessional	Other	
14/11/2017	TFR 445754 FROM 498909819	Employer	25,000.00									
Total - Sherlock, Michael Andrew			25,000.00	0.00	0.00	0.00						
Total for all members			50,000.00	0.00	501.00	0.00						

Sherlock Superannuation Fund  
**Transfer Balance Account Summary**  
 For The Period 01 July 2017 - 30 June 2018

Member	Pension Type	Date	Lodgment Date	Transaction Type	Event Type	Debit	Credit	Balance	Cap Limit	Remaining Cap
Jennifer Sherlock	Account Based	30/06/2017		Existing Pension Valuation	SIS	1,360,192.06		1,360,192.06	1,600,000.00	239,807.94
	Account Based	30/06/2017		Existing Pension Valuation	SIS	239,807.94		1,600,000.00	1,600,000.00	0.00
Michael Andrew Sherlock	Account Based	30/06/2017		Existing Pension Valuation	SIS	1,348,521.98		1,348,521.98	1,600,000.00	251,478.02
	Account Based	30/06/2017		Existing Pension Valuation	SIS	251,478.02		1,600,000.00	1,600,000.00	0.00