

---

Financial statements and reports for the year ended  
30 June 2021

WC & HM Bury Staff Superannuation Fund

Prepared for: William Chadwell Bury and Heather Marion Bury

# **WC & HM Bury Superannuation Fund**

## **Reports Index**

---

Operating Statement

Statement of Financial Position

Notes to the Financial Statements

Investment Summary Report

Investment Income Report

Investment Movement Report

Trustees Declaration

Self Managed Superannuation Fund Annual Return

Memorandum of Resolutions

Member Statements

**WC & HM Bury Staff Superannuation Fund****Operating Statement**

For the year ended 30 June 2021

	Note	2021	2020
		\$	\$
<b>Income</b>			
<b>Investment Income</b>			
Trust Distributions		674	1,069
Dividends Received		33,333	49,622
Interest Received		11,094	14,173
<b>Investment Gains</b>			
Changes in Market Values			
Realised Movements in Market Value		(5,803)	1,036
Unrealised Movements in Market Value		258,454	(157,055)
Other Investment Gains/Losses		0	1
<b>Total Income</b>		<u>297,752</u>	<u>(91,154)</u>
<b>Expenses</b>			
Accountancy Fees		2,310	2,750
Administration Costs		0	187
ATO Supervisory Levy		259	259
Auditor's Remuneration		572	561
		<u>3,141</u>	<u>3,757</u>
<b>Member Payments</b>			
Pensions Paid		72,060	99,339
<b>Total Expenses</b>		<u>75,201</u>	<u>103,096</u>
<b>Benefits accrued as a result of operations before income tax</b>		<u>222,551</u>	<u>(194,250)</u>
Income Tax Expense		(13,984)	(20,125)
<b>Benefits accrued as a result of operations</b>		<u>236,535</u>	<u>(174,122)</u>

The accompanying notes form part of these financial statements.

**WC & HM Bury Staff Superannuation Fund**  
**Statement of Financial Position**

As at 30 June 2021

	Note	2021 \$	2020 \$
<b>Assets</b>			
<b>Investments</b>			
Fixed Interest Securities		466,610	483,069
Shares in Listed Companies		1,077,229	850,025
Units in Listed Unit Trusts		18,512	16,921
<b>Total Investments</b>		<u>1,562,351</u>	<u>1,350,015</u>
<b>Other Assets</b>			
Bank - Bendigo		46,934	16,591
Income Tax Refundable		13,984	20,128
<b>Total Other Assets</b>		<u>60,918</u>	<u>36,719</u>
<b>Total Assets</b>		<u>1,623,269</u>	<u>1,386,734</u>
<b>Net assets available to pay benefits</b>		<u>1,623,269</u>	<u>1,386,734</u>
Represented by:			
<b>Liability for accrued benefits allocated to members' accounts</b>	2, 3		
Bury, Heather Marion - Pension (Pension)		1,284,956	1,092,988
Bury, William Chadwell - Pension (Pension 1 Jul 19)		338,313	293,746
<b>Total Liability for accrued benefits allocated to members' accounts</b>		<u>1,623,269</u>	<u>1,386,734</u>

*The accompanying notes form part of these financial statements.*

# WC & HM Bury Staff Superannuation Fund

## Notes to the Financial Statements

For the year ended 30 June 2021

---

### Note 1: Summary of Significant Accounting Policies

The trustees have prepared the financial statements on the basis that the Superannuation Fund is a non-reporting entity because there are no users dependent on general purpose financial statements. The financial statements are therefore special purpose financial statements that have been prepared in order to meet the requirements of the Superannuation Industry (Supervision) Act 1993 and associated Regulations, the trust deed of the Fund and the needs of members.

The financial statements have been prepared on a cash basis and are based on historical costs, except for investments which have been measured at market value.

The following significant accounting policies, which are consistent with the policies applied in the previous period unless otherwise stated, have been adopted in the preparation of the financial statements.

The financial statements were authorised for issue by the Trustee(s).

#### a. Measurement of Investments

The Fund initially recognises:

- (i) an investment when it controls the future economic benefits expected to flow from the asset. For financial assets, the trade date is considered to be the date on which control of the future economic benefits attributable to the asset passes to the Fund; and
- (ii) a financial liability on the date it becomes a party to the contractual provisions of the instrument.

Investments of the Fund have been measured at market value, which refers to the amount that a willing buyer could reasonably be expected to pay to acquire an asset from a willing seller if the following assumptions were made:

- that the buyer and the seller deal with each other at arm's length in relation to the sale;
- that the sale occurred after proper marketing of the asset; and
- that the buyer and the seller acted knowledgeably and prudentially in relation to the sale.

Market value has been determined as follows:

- (i) shares and other securities listed on the Australian Securities Exchange by reference to the relevant market quotations at the end of the reporting period;
- (ii) units in managed funds by reference to the unit redemption price at the end of the reporting period;
- (iii) fixed-interest securities by reference to the redemption price at the end of the reporting period;
- (iv) unlisted investments are stated at trustees' assessment based on estimated market value at balance date or where necessary, an external valuer's opinion; and
- (v) investment properties at the trustees' assessment of the market value or where necessary a qualified independent valuer's opinion at the end of reporting period.

Financial liabilities, such as trade creditors and other payables, are measured at the gross value of the outstanding balance at the end of the reporting period. The trustees have determined that the gross values of the Fund's financial liabilities is equivalent to their market values. Any remeasurement changes in the gross values of non-current financial liabilities (including liabilities for members' accrued benefits) are recognised in the operating statement in the periods in which they occur.

#### b. Cash and Cash Equivalents

Cash and cash equivalents include cash on hand and at call, deposits with banks and short-term, highly liquid investments that are readily convertible to cash and subject to an insignificant risk of change in value.

#### c. Revenue

Revenue is recognised to the extent that it is probable that the economic benefits will flow to the Fund and the revenue can be reliably measured. Revenue is recognised at the fair value of the consideration received or receivable.

WC & HM Bury Staff Superannuation Fund  
**Notes to the Financial Statements**  
For the year ended 30 June 2021

---

**Interest revenue**

Interest revenue is recognised in respect of fixed-interest securities, and cash and cash equivalent balances. Interest revenue is recognised upon receipt.

**Dividend revenue**

Dividend revenue is recognised when the dividend has been paid or, in the case of dividend reinvestment schemes, when the dividend is credited to the benefit of the fund.

**Rental revenue**

Rental revenue arising from operating leases on investment properties is recognised upon receipt.

**Distribution revenue**

Distributions from unit trusts and managed funds are recognised as at the date the unit value is quoted ex-distribution and if not received at the end of the reporting period, are reflected in the statement of financial position as a receivable at market value.

**Remeasurement changes in market values**

Remeasurement changes in the market values of assets are recognised as income and determined as the difference between the market value at year-end or consideration received (if sold during the year) and the market value as at the prior year-end or cost (if acquired during the period).

**Contributions**

Contributions and transfers in are recognised when the control and the benefits from the revenue have been attained and are recorded by the Fund, gross of any taxes, in the period to which they relate.

**d. Liability for Accrued Benefits**

The liability for accrued benefits represents the Fund's present obligation to pay benefits to members and beneficiaries, and has been calculated as the difference between the carrying amount of the assets and the carrying amount of the other payables and income tax liabilities as at the end of the reporting period.

**e. Critical Accounting Estimates and Judgements**

The preparation of financial statements requires the trustees to make judgements, estimates and assumptions that affect the application of accounting policies and the reported amounts of assets and liabilities, income and expenses. Actual results may differ from these estimates.

Estimates and underlying assumptions are reviewed on an ongoing basis. Revisions to accounting estimates are recognised in the period in which the estimate is revised and in any future period affected.

**Note 2: Liability for Accrued Benefits**

	2021 \$	2020 \$
Liability for accrued benefits at beginning of year	1,386,734	1,560,856
Benefits accrued as a result of operations	236,535	(174,122)
Current year member movements	0	0
Liability for accrued benefits at end of year	<u>1,623,269</u>	<u>1,386,734</u>

**Note 3: Vested Benefits**

**WC & HM Bury Staff Superannuation Fund**  
**Notes to the Financial Statements**

For the year ended 30 June 2021

Vested benefits are benefits that are not conditional upon continued membership of the fund (or any factor other than resignation from the plan) and include benefits which members were entitled to receive had they terminated their fund membership as at the end of the reporting period.

	<b>2021</b>	<b>2020</b>
	<b>\$</b>	<b>\$</b>
Vested Benefits	1,623,269	1,386,734

**Note 4: Guaranteed Benefits**

No guarantees have been made in respect of any part of the liability for accrued benefits.

**Note 5: Subsequent Event - COVID-19**

The Coronavirus (Covid-19) pandemic is expected to cause material decline in the market value of the fund investments. The trustees are aware of the uncertainty surrounding the global markets during this time and the effects it will have on the value of the fund investments after the reporting date.

WC & HM Bury Superannuation Fund

**Notes to the Financial Statements**

For the year ended 30 June 2021

	2021	2020
	\$	\$
<b><u>RECONCILIATION OF TAXABLE INCOME</u></b>		
Profit before Tax per Operating Statement	222,551	-194,250
Assessable Income not shown		
Franking Credits on Dividends	13,975	20,124
Deductions not shown		
Exempt Current Pension Income	-59,076	-84,992
Expenses not deductible		
Pensions Paid	72,060	99,339
Realised Movements in Market Value	5,803	-1,036
Unrealised Movements in Market Value	-258,454	157,055
Other Investment Gains/Losses	0	1
Other Expenses - portion related to exempt income	3,141	3,757
Rounding	<u>                    </u>	<u>                    1</u>
Per Income Tax Return	<u>                    0</u>	<u>                    0</u>
<b><u>TAX PAYABLE (-REFUND)</u></b>		
Tax at 15%	0.00	0.00
Franking Credits	<u>-13,983.84</u>	<u>-20,128.43</u>
As per Operating Statement	<u>-13,983.84</u>	<u>-20,128.43</u>
As per Statement of Financial Position	<u>-13,983.84</u>	<u>-20,128.43</u>
Supervisory Levy	<u>259.00</u>	<u>259.00</u>
As per Income Tax Return	<u><u>-13,724.84</u></u>	<u><u>-19,869.43</u></u>





# WC & HM Bury Staff Superannuation Fund Investment Income Report

As at 30 June 2021

Investment	Total Income	Franked	Unfranked	Interest/ Other	Franking Credits	Foreign Income	Foreign Credits * 1	Assessable Income (Excl. Capital Gains) * 2	TFN Credits	Other Deductions	Distributed Capital Gains	Non- Assessable Payments
ELD.AX Elders	34.65	17.85	16.80		7.65			42.30		0.00		
IAG.AX Insurance Australia Group	273.28	0.00	273.28		0.00			273.28		0.00		
NABPB.AX NAB - Crv Pref 3	176.11	176.11	0.00		75.47			251.58		0.00		
NABPD.AX NAB Cap Notes	354.09	354.09	0.00		151.74			505.83		0.00		
NAB.AX National Bank	2,227.80	2,227.80	0.00		954.77			3,182.57		0.00		
ORI.AX Orica	351.78	0.00	351.78		0.00			351.78		0.00		
RIO.AX Rio	3,183.73	3,183.73	0.00		1,364.45			4,548.18		0.00		
SGR.AX Star Entertainment	140.07	140.07	0.00		60.03			200.10		0.00		
SUN.AX Suncorp	792.72	792.72	0.00		339.74			1,132.46		0.00		
TAH.AX Tabcorp	96.82	90.22	6.60		38.67			135.49		0.00		
TLS.AX Telstra	1,597.76	1,597.76	0.00		684.76			2,282.52		0.00		
WES.AX Westfarmers	1,868.43	1,868.43	0.00		800.75			2,669.18		0.00		
WBC.AX Westpac	712.00	712.00	0.00		305.15			1,017.15		0.00		
WOW.AX Woolworths	3,373.40	3,373.40	0.00		1,445.75			4,819.15		0.00		
	<b>33,332.72</b>	<b>32,608.38</b>	<b>724.34</b>		<b>13,975.02</b>			<b>47,307.74</b>		<b>0.00</b>		
<b>Units in Listed Unit Trusts</b>												
LLC.AX Lendlease	67.37	20.59	20.59	26.19	8.82	0.00	0.00	76.19		0.00	0.00	0.00
SCP.AX SCA Property Group	606.48	0.00	0.00	606.48	0.00	0.00	0.00	606.48		0.00	0.00	0.00
	<b>673.85</b>	<b>20.59</b>	<b>20.59</b>	<b>632.67</b>	<b>8.82</b>	<b>0.00</b>	<b>0.00</b>	<b>682.67</b>		<b>0.00</b>	<b>0.00</b>	<b>0.00</b>
	<b>45,100.68</b>	<b>32,628.97</b>	<b>744.93</b>	<b>11,726.78</b>	<b>13,983.84</b>	<b>0.00</b>	<b>0.00</b>	<b>59,084.52</b>		<b>0.00</b>	<b>0.00</b>	<b>0.00</b>

Assessable Income (Excl. Capital Gains) **59,084.52**

Net Capital Gain **0.00**

**Total Assessable Income 59,084.52**

\* 1 Includes foreign credits from foreign capital gains.

\* 2 Assessable Income in the SMSF Annual Return will be different as capital gains and losses from disposals of assets have not been included.

For a breakdown of Distributed Capital Gains and Non-Assessable Payments refer to Distributions Reconciliation Report.

# WC & HM Bury Staff Superannuation Fund Investment Summary Report

As at 30 June 2021

Investment	Units	Market Price	Market Value	Average Cost	Accounting Cost	Unrealised Gain/(Loss)	Gain/(Loss)%	Portfolio Weight%
<b>Cash/Bank Accounts</b>								
Bank - Bendigo		46,934.470000	46,934.47	46,934.47	46,934.47			2.92 %
			<b>46,934.47</b>		<b>46,934.47</b>		<b>0.00 %</b>	<b>2.92 %</b>
<b>Fixed Interest Securities</b>								
BURYSF_R RACV 1.6.19 ACV1.6.19	1.00	20,000.000000	20,000.00	20,000.00	20,000.00	0.00	0.00 %	1.24 %
BURYSF_R RACV 15.8.18 ACV15.8.18	1.00	15,000.000000	15,000.00	15,000.00	15,000.00	0.00	0.00 %	0.93 %
BURYSF_R RACV 17.5.19 ACV17.5.19	1.00	30,000.000000	30,000.00	30,000.00	30,000.00	0.00	0.00 %	1.86 %
BURYSF_R RACV 23.9.18 ACV23.9.18	1.00	143,610.000000	143,610.00	143,610.00	143,610.00	0.00	0.00 %	8.92 %
BURYSF_R RACV 23.9.18 ACV23.9.181	1.00	30,000.000000	30,000.00	30,000.00	30,000.00	0.00	0.00 %	1.86 %
BURYSF_R RACV 26.5.19 ACV26.5.19	1.00	150,000.000000	150,000.00	150,000.00	150,000.00	0.00	0.00 %	9.32 %
BURYSF_R RACV 28.9.18 ACV28.9.18	1.00	36,000.000000	36,000.00	36,000.00	36,000.00	0.00	0.00 %	2.24 %
BURYSF_R RACV 3.5.19 ACV3.5.19	1.00	42,000.000000	42,000.00	42,000.00	42,000.00	0.00	0.00 %	2.61 %
			<b>466,610.00</b>		<b>466,610.00</b>	<b>0.00</b>	<b>0.00 %</b>	<b>28.99 %</b>
<b>Shares in Listed Companies</b>								
ANZ.AX ANZ Bank	4,461.00	28.150000	125,577.15	14.76	65,837.00	59,740.15	90.74 %	7.80 %
BEN.AX Bendigo & Adelaide Bank	5,727.00	10.490000	60,076.23	4.66	26,713.00	33,363.23	124.90 %	3.73 %
BHP.AX BHP	4,400.00	48.570000	213,708.00	6.01	26,445.00	187,263.00	708.12 %	13.28 %
BSL.AX Bluescope Steel	542.00	21.960000	11,902.32	3.22	1,744.00	10,158.32	582.47 %	0.74 %
CGF.AX Challenger	1,520.00	5.410000	8,223.20	2.91	4,422.00	3,801.20	85.96 %	0.51 %
COL.AX Coles	1,021.00	17.090000	17,448.89	8.55	8,725.33	8,723.56	99.98 %	1.08 %
CBA.AX Commonwealth Bank	1,341.00	99.870000	133,925.67	11.95	16,019.00	117,906.67	736.04 %	8.32 %
CWN.AX Crown Resorts	600.00	11.910000	7,146.00	0.00	0.00	7,146.00	0.00 %	0.44 %
CSR.AX CSR	2,297.00	5.760000	13,230.72	1.32	3,039.00	10,191.72	335.36 %	0.82 %
DJW.AX Djerriwarth	1,696.00	3.070000	5,206.72	3.38	5,736.00	(529.28)	(9.23) %	0.32 %

# WC & HM Bury Staff Superannuation Fund Investment Summary Report

As at 30 June 2021

Investment	Units	Market Price	Market Value	Average Cost	Accounting Cost	Unrealised Gain/(Loss)	Gain/(Loss)%	Portfolio Weight%
IAG.AX Insurance Australia Group	3,904.00	5.160000	20,144.64	5.99	23,375.00	(3,230.36)	(13.82) %	1.25 %
NABPD.AX NAB Cap Notes	100.00	103.500000	10,350.00	100.00	10,000.00	350.00	3.50 %	0.64 %
NAB.AX National Bank	3,801.00	26.220000	99,662.22	18.36	69,771.00	29,891.22	42.84 %	6.19 %
ORI.AX Orica	1,066.00	13.280000	14,156.48	10.13	10,802.00	3,354.48	31.05 %	0.88 %
RIO.AX Rio	434.00	126.640000	54,961.76	12.09	5,246.00	49,715.76	947.69 %	3.42 %
SGR.AX Star Entertainment	1,334.00	3.690000	4,922.46	1.66	2,209.00	2,713.46	122.84 %	0.31 %
SUN.AX Suncorp	2,202.00	11.110000	24,464.22	8.93	19,654.87	4,809.35	24.47 %	1.52 %
TAH.AX Tabcorp	1,203.00	5.180000	6,231.54	1.23	1,481.00	4,750.54	320.77 %	0.39 %
TLS.AX Telstra	9,986.00	3.760000	37,547.36	4.97	49,648.00	(12,100.64)	(24.37) %	2.33 %
WES.AX Westfarmers	1,021.00	59.100000	60,341.10	21.01	21,455.67	38,885.43	181.24 %	3.75 %
WBC.AX Westpac	800.00	25.810000	20,648.00	31.78	25,423.00	(4,775.00)	(18.78) %	1.28 %
WOW.AX Woolworths	3,340.00	38.130000	127,354.20	2.30	7,695.00	119,659.20	1,555.03 %	7.91 %
			<b>1,077,228.88</b>		<b>405,440.87</b>	<b>671,788.01</b>	<b>165.69 %</b>	<b>66.94 %</b>
<b>Units in Listed Unit Trusts</b>								
LLC.AX Lendlease	369.00	11.460000	4,228.74	15.94	5,882.00	(1,653.26)	(28.11) %	0.26 %
SCP.AX SCA Property Group	5,668.00	2.520000	14,283.36	1.93	10,962.00	3,321.36	30.30 %	0.89 %
			<b>18,512.10</b>		<b>16,844.00</b>	<b>1,668.10</b>	<b>9.90 %</b>	<b>1.15 %</b>
			<b>1,609,285.45</b>		<b>935,829.34</b>	<b>673,456.11</b>	<b>71.96 %</b>	<b>100.00 %</b>









**WC & HM Bury Staff Superannuation Fund**  
**Investment Movement Report**

As at 30 June 2021

Investment	Opening Balance		Additions		Disposals		Closing Balance	
	Units	Cost	Units	Cost	Units	Cost	Units	Cost
	716.00	2,872.00			(716.00)	(2,872.00)		0.00
WES.AX - Wesfarmers	1,021.00	21,455.67					1,021.00	21,455.67
WBC.AX - Westpac	800.00	25,423.00					800.00	25,423.00
WOW.AX - Woolworths	3,340.00	7,695.00					3,340.00	7,695.00
		<b>436,038.87</b>				<b>(30,598.00)</b>		<b>405,440.87</b>
<b>Units in Listed Unit Trusts</b>								<b>1,077,228.88</b>
LLC.AX - Lendlease	369.00	5,882.00					369.00	5,882.00
SCP.AX - SCA Property Group	5,668.00	10,962.00					5,668.00	10,962.00
		<b>16,844.00</b>						<b>16,844.00</b>
		<b>951,603.64</b>		<b>105,289.56</b>		<b>(121,063.86)</b>		<b>935,829.34</b>
								<b>(5,802.75)</b>
								<b>18,512.10</b>
								<b>1,609,285.45</b>

## WC & HM Bury Staff Superannuation Fund Trustees Declaration

---

The trustees have determined that the Fund is not a reporting entity and that these special purpose financial statements should be prepared in accordance with the accounting policies described in Note 1 to the financial statements.

The trustees declare that:

- (i) the financial statements and notes to the financial statements for the year ended 30 June 2021 present fairly, in all material respects, the financial position of the Superannuation Fund at 30 June 2021 and the results of its operations for the year ended on that date in accordance with the accounting policies described in Note 1 to the financial statements;
- (ii) the financial statements and notes to the financial statements have been prepared in accordance with the requirements of the trust deed; and
- (iii) the operation of the superannuation fund has been carried out in accordance with its trust deed and in compliance with the requirements of the Superannuation Industry (Supervision) Act 1993 and associated Regulations during the year ended 30 June 2021.

Specifically, the trustees declare that:

- in accordance with s120 of the Superannuation Industry (Supervision) Act 1993, no individual trustee has been or is a disqualified person;
- the Fund has satisfactory title to all assets, all assets are unencumbered and free from charge as prescribed by s50 of the Superannuation Industry (Supervision) Act 1993 and reg13.14 of the Superannuation Industry (Supervision) Regulations 1994; and
- to the knowledge of the trustees, there have been no events or transactions subsequent to the balance date which could have a material impact on the Fund. Where such events have occurred, the effect of such events has been accounted and noted in the Fund's financial statements.

Signed in accordance with a resolution of the trustees by:



William Chadwell Bury

Trustee



Heather Marion Bury

Trustee

Dated this 14 day of 07/21

# Memorandum of Resolutions of

William Chadwell Bury and Heather Marion Bury  
ATF WC & HM Bury Staff Superannuation Fund

---

## **FINANCIAL STATEMENTS OF SUPERANNUATION FUND:**

It was resolved that the financial statements would be prepared as special purpose financial statements as, in the opinion of the trustee(s), the Superannuation Fund is a non-reporting entity and therefore is not required to comply with all Australian Accounting Standards.

It was further resolved that the financial statements and notes to the financial statements of the Superannuation Fund in respect of the year ended 30 June 2021 thereon be adopted.

## **TRUSTEE'S DECLARATION:**

It was resolved that the trustee's declaration of the Superannuation Fund be signed.

## **ANNUAL RETURN:**

Being satisfied that the Fund had complied with the requirements of the Superannuation Industry (Supervision) Act 1993 (SISA) and Regulations during the year ended 30 June 2021, it was resolved that the annual return be approved, signed and lodged with the Australian Taxation Office.

## **INVESTMENT STRATEGY:**

The allocation of the Fund's assets and the Fund's investment performance over the financial year were reviewed and found to be within the acceptable ranges outlined in the investment strategy. After considering the risk, rate of return, diversification and liquidity of the investments and the ability of the Fund to discharge its existing liabilities, it was resolved that the investment strategy continues to reflect the purposes and circumstances of the Fund and its members. Accordingly, no changes in the investment strategy were required.

## **INSURANCE COVER:**

The trustee(s) reviewed the current life and total and permanent disability insurance coverage on offer to the members and resolved that the current insurance arrangements were appropriate for the Fund.

## **ALLOCATION OF INCOME:**

It was resolved that the income of the Fund would be allocated to the members based on their average daily balance (an alternative allocation basis may be percentage of opening balance).

## **INVESTMENT ACQUISITIONS:**

It was resolved to ratify the investment acquisitions throughout the financial year ended 30 June 2021.

## **INVESTMENT DISPOSALS:**

It was resolved to ratify the investment disposals throughout the financial year ended 30 June 2021.

## **TAX AGENTS:**

It was resolved that

Eager and Partners

act as tax agents of the Fund for the next financial year.

## **TRUSTEE STATUS:**

Each of the trustee(s) confirmed that they are qualified to act as trustee(s) of the Fund and that they are not disqualified persons as defined by s 120 of the SISA.


# Memorandum of Resolutions of

William Chadwell Bury and Heather Marion Bury  
ATF WC & HM Bury Staff Superannuation Fund

---

CLOSURE:

Signed as a true record -



.....  
William Chadwell Bury

/ /



.....  
Heather Marion Bury

/ /

# WC & HM Bury Staff Superannuation Fund

## Members Statement

Heather Marion Bury  
 PO Box 152  
 Metung, Victoria, 3904, Australia

### Your Details

Date of Birth : Provided  
 Age: 86  
 Tax File Number: Provided  
 Date Joined Fund: 01/07/2000  
 Service Period Start Date: 15/01/1971  
 Date Left Fund:  
 Member Code: BURHEA00001P  
 Account Start Date 01/07/2000  
 Account Phase: Retirement Phase  
 Account Description: Pension

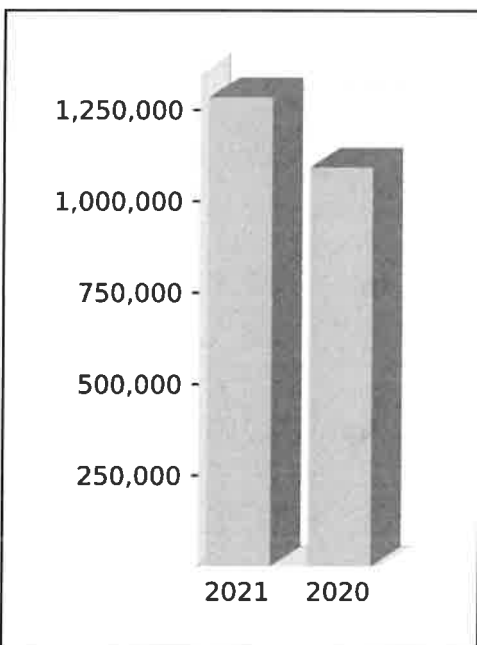
Nominated Beneficiaries N/A  
 Vested Benefits 1,284,956  
 Total Death Benefit 1,284,956  
 Current Salary 0  
 Previous Salary 0  
 Disability Benefit 0

### Your Balance

Total Benefits 1,284,956

Preservation Components  
 Preserved  
 Unrestricted Non Preserved 1,284,956  
 Restricted Non Preserved

Tax Components  
 Tax Free (34.17%) 439,062  
 Taxable 845,895



### Your Detailed Account Summary

	This Year	Last Year
Opening balance at 01/07/2020	1,092,989	1,230,226
<u>Increases to Member account during the period</u>		
Employer Contributions		
Personal Contributions (Concessional)		
Personal Contributions (Non Concessional)		
Government Co-Contributions		
Other Contributions		
Proceeds of Insurance Policies		
Transfers In		
Net Earnings	243,265	(58,942)
Internal Transfer In		
<u>Decreases to Member account during the period</u>		
Pensions Paid	51,298	78,296
Contributions Tax		
Income Tax		
No TFN Excess Contributions Tax		
Excess Contributions Tax		
Refund Excess Contributions		
Division 293 Tax		
Insurance Policy Premiums Paid		
Management Fees		
Member Expenses		
Benefits Paid/Transfers Out		
Superannuation Surcharge Tax		
Internal Transfer Out		
Closing balance at 30/06/2021	1,284,956	1,092,988

# WC & HM Bury Staff Superannuation Fund

## Members Statement

---

### Trustee's Disclaimer

This statement has been prepared by the Trustee for the member whose name appears at the top of this statement. Every effort has been made by the Trustee to ensure the accuracy and completeness of this Statement. The Trustee does not accept any liability for any error, omission or misprint. All amounts shown in relation to benefits do not take into account any amounts which may be withheld to satisfy the requirements imposed by the Income Tax Assessment Act 1936.

Signed by all the trustees of the fund

---

William Chadwell Bury  
Trustee

---

Heather Marion Bury  
Trustee

# WC & HM Bury Staff Superannuation Fund

## Members Statement

William Chadwell Bury  
 PO Box 152  
 Metung, Victoria, 3904, Australia

### Your Details

Date of Birth : Provided  
 Age: 93  
 Tax File Number: Provided  
 Date Joined Fund: 30/06/2010  
 Service Period Start Date: 15/01/1971  
 Date Left Fund:  
 Member Code: BURWIL00003A  
 Account Start Date 30/06/2010  
 Account Phase: Accumulation Phase  
 Account Description: Accumulation

Nominated Beneficiaries N/A  
 Vested Benefits  
 Total Death Benefit 0  
 Current Salary 0  
 Previous Salary 0  
 Disability Benefit 0

### Your Balance


#### Total Benefits

#### Preservation Components

Preserved  
 Unrestricted Non Preserved  
 Restricted Non Preserved

#### Tax Components

Tax Free  
 Taxable



### Your Detailed Account Summary

	This Year	Last Year
Opening balance at 01/07/2020		330,630
<u>Increases to Member account during the period</u>		
Employer Contributions		
Personal Contributions (Concessional)		
Personal Contributions (Non Concessional)		
Government Co-Contributions		
Other Contributions		
Proceeds of Insurance Policies		
Transfers In		
Net Earnings		
Internal Transfer In		
<u>Decreases to Member account during the period</u>		
Pensions Paid		
Contributions Tax		
Income Tax		
No TFN Excess Contributions Tax		
Excess Contributions Tax		
Refund Excess Contributions		
Division 293 Tax		
Insurance Policy Premiums Paid		
Management Fees		
Member Expenses		
Benefits Paid/Transfers Out		
Superannuation Surcharge Tax		
Internal Transfer Out		330,630
Closing balance at 30/06/2021	0	0

# WC & HM Bury Staff Superannuation Fund

## Members Statement

---

### Trustee's Disclaimer

This statement has been prepared by the Trustee for the member whose name appears at the top of this statement. Every effort has been made by the Trustee to ensure the accuracy and completeness of this Statement. The Trustee does not accept any liability for any error, omission or misprint. All amounts shown in relation to benefits do not take into account any amounts which may be withheld to satisfy the requirements imposed by the Income Tax Assessment Act 1936.

Signed by all the trustees of the fund

---

William Chadwell Bury  
Trustee

---

Heather Marion Bury  
Trustee



# WC & HM Bury Staff Superannuation Fund

## Members Statement

William Chadwell Bury  
 PO Box 152  
 Metung, Victoria, 3904, Australia

### Your Details

Date of Birth : Provided  
 Age: 93  
 Tax File Number: Provided  
 Date Joined Fund: 30/06/2010  
 Service Period Start Date: 15/01/1971  
 Date Left Fund:  
 Member Code: BURWIL00004P  
 Account Start Date 01/07/2019  
 Account Phase: Retirement Phase  
 Account Description: Pension 1 Jul 19

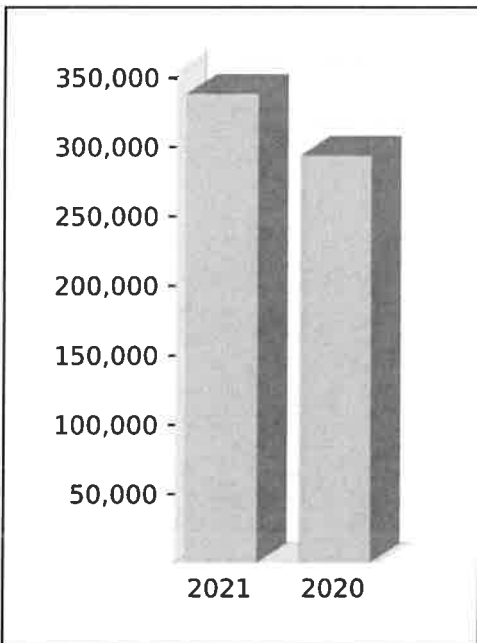
Nominated Beneficiaries N/A  
 Vested Benefits 338,313  
 Total Death Benefit 338,313  
 Current Salary 0  
 Previous Salary 0  
 Disability Benefit 0

### Your Balance

Total Benefits 338,313

Preservation Components  
 Preserved  
 Unrestricted Non Preserved 338,313  
 Restricted Non Preserved

Tax Components  
 Tax Free (34.24%) 115,843  
 Taxable 222,470



### Your Detailed Account Summary

	This Year	Last Year
Opening balance at 01/07/2020	293,746	
<u>Increases to Member account during the period</u>		
Employer Contributions		
Personal Contributions (Concessional)		
Personal Contributions (Non Concessional)		
Government Co-Contributions		
Other Contributions		
Proceeds of Insurance Policies		
Transfers In		
Net Earnings	65,329	(15,841)
Internal Transfer In		330,630
<u>Decreases to Member account during the period</u>		
Pensions Paid	20,762	21,043
Contributions Tax		
Income Tax		
No TFN Excess Contributions Tax		
Excess Contributions Tax		
Refund Excess Contributions		
Division 293 Tax		
Insurance Policy Premiums Paid		
Management Fees		
Member Expenses		
Benefits Paid/Transfers Out		
Superannuation Surcharge Tax		
Internal Transfer Out		
Closing balance at 30/06/2021	338,313	293,746

# WC & HM Bury Staff Superannuation Fund

## Members Statement

---

### Trustee's Disclaimer

This statement has been prepared by the Trustee for the member whose name appears at the top of this statement. Every effort has been made by the Trustee to ensure the accuracy and completeness of this Statement. The Trustee does not accept any liability for any error, omission or misprint. All amounts shown in relation to benefits do not take into account any amounts which may be withheld to satisfy the requirements imposed by the Income Tax Assessment Act 1936.

Signed by all the trustees of the fund

---

William Chadwell Bury  
Trustee

---

Heather Marion Bury  
Trustee