

Assessable income

Australian income	
Interest	Interest
	Interest exempt from NRWT
	Total interest
Dividends	Unfranked
	Unfranked CF ^(a)
	Total unfranked
	Franked
	Franked credits
	Total dividends
Trust income	Franked distributions
	Franking credits
	Gross franked distributions
	Other trust income ^(a)
	Total trust income
Total Australian income	
Foreign income	Other foreign source income
	Total other
Total foreign income	
Net capital gain	
Total assessable income	

(a) Share of net income from trusts (excluding gross franked distributions, foreign income, capital gains, and non-assessable amounts). For more details, refer to the 'Trust income' section of the income transactions report.
 (b) For more details, refer to the 'Summary of CGT gains/losses' section of the Realised CGT report.

Deductions

There were no deductions recorded in this period.

Tax offsets, credits and NCM1

Franking credits	Franking credits	10,278.11
Dividends	Less franking credits denied	-
Trust income	Franking credits	10,278.11
	Less franking credits denied	0.03
Total franking credits		0.03
Foreign tax		10,278.14
Trust income	Other	0.68
Total foreign tax		0.68

(a) Foreign tax withheld from or paid in respect of foreign source income that was derived during the income year. While foreign tax withheld or paid may be taken into account when calculating any entitlement to a foreign income tax offset (FITO), it does not necessarily equate to the FITO entitlement.

+ Shares held outside - Documents attached.

COL	47.10	20.19	News-	13.47
Wes	157-	67.29		
	138.16	59.21		
		170.91		



086979 000 COL



MR KENNETH ADAMS &
MRS SIMONE ADAMS
<SUPERFUND A/C>
3 HAVERBRACK AVENUE
MALVERN VIC 3144

Update your information:



Online:
www.computershare.com.au/easyupdate/COL



By Mail:
Computershare Investor Services Pty Limited
GPO Box 2975 Melbourne
Victoria 3001 Australia

Enquiries:



Phone:
(within Australia) 1300 171 785
(outside Australia) +61 3 9415 4078

Securityholder Reference Number (SRN)

SRN WITHHELD

ASX Code	COL
TFN/ABN Status	Not Quoted
Record Date	5 September 2022
Payment Date	28 September 2022
Direct Credit Ref. No.	804246

Dividend Statement — Final Dividend

The statement below represents your final dividend for the year ended 26 June 2022.

The final dividend of 30 cents per share is payable on ordinary shares registered in your name and entitled to participate as at the Record Date 5 September 2022. For income tax purposes the dividend is fully franked (100 per cent) at the tax rate of 30 per cent.

Class Description	Amount per Security	Number of Securities	Franked Amount	Unfranked Amount	Gross Payment
Ordinary shares	A\$0.30	157	A\$47.10	A\$0.00	A\$47.10
Net Payment					A\$47.10
Franking Credit					A\$20.19



Important Notes

- You should retain this statement to assist you in preparing your tax return.
- Non-resident shareholders - the franked amount is not subject to withholding tax. As there is no unfranked amount, there is no withholding tax on this dividend.

Your Payment Instruction

ANZ BANKING PRODUCTS VIC	
BSB	013-125
Account number	XXXXXXXX28
Amount Deposited	A\$47.10



065798 000 COL



MR KENNETH ADAMS &
MRS SIMONE ADAMS
<SUPERFUND A/C>
2/64 MATHOURA ROAD
TOORAK VIC 3142

Update your information:



Online:
www.computershare.com.au/easyupdate/COL



By Mail:
Computershare Investor Services Pty Limited
GPO Box 2975 Melbourne
Victoria 3001 Australia

Enquiries:



Phone:
(within Australia) 1300 171 785
(outside Australia) +61 3 9415 4078

Securityholder Reference Number (SRN)
SRN WITHHELD

ASX Code	COL
TFN/ABN Status	Not Quoted
Record Date	3 March 2023
Payment Date	30 March 2023
Direct Credit Ref. No.	804104

Dividend Statement — Interim Dividend

The statement below represents your interim dividend for the half-year ended 1 January 2023.

The interim dividend of 36 cents per share is payable on ordinary shares registered in your name and entitled to participate as at the Record Date 3 March 2023. For income tax purposes the dividend is fully franked (100 per cent) at the tax rate of 30 per cent.

Class Description	Amount per Security	Number of Securities	Franked Amount	Unfranked Amount	Gross Payment
Ordinary shares	A\$0.36	157	A\$56.52	A\$0.00	A\$56.52
Net Payment					A\$56.52
Franking Credit					A\$24.22



Important Notes

- You should retain this statement to assist you in preparing your tax return.
- Non-resident shareholders - the franked amount is not subject to withholding tax. As there is no unfranked amount, there is no withholding tax on this dividend.

Your Payment Instruction

ANZ BANKING PRODUCTS VIC	
BSB	013-125
Account number	XXXXXXXX28
Amount Deposited	A\$56.52

All correspondence to:
 Computershare Investor Services Pty Limited
 GPO Box 2975 Melbourne
 Victoria 3001 Australia
 Enquiries (within Australia) 1300 558 062
 (outside Australia) +61 3 9415 4631
 Facsimile +61 3 9473 2500
www.investorcentre.com/contact
www.computershare.com

Private and Confidential

┌ 074628 000 WES



MR KENNETH ADAMS &
 MRS SIMONE ADAMS
 <SUPERFUND A/C>
 3 HAVERBRACK AVENUE
 MALVERN VIC 3144

Securityholder Reference Number (SRN)
SRN WITHHELD

Record Date	1 September 2022
Payment Date	6 October 2022
TFN/ABN Status	Quoted
Direct Credit Ref. No.	842058
ASX Code	WES

Final Dividend

The statement below represents your final dividend for the year ended 30 June 2022. The dividend is fully-franked (100 per cent) for Australian income tax purposes at the corporate tax rate of 30 per cent.

Class Description	Amount per Security	Number of Securities	Franked Amount	Unfranked Amount	Gross Payment	Franking Credit
Ordinary Shares	A\$1.00	157	A\$157.00	A\$0.00	A\$157.00	A\$67.29
		Total	A\$157.00	A\$0.00	A\$157.00	A\$67.29
Net Payment					A\$157.00	

Important Notes

1. You should retain this statement to assist you in preparing your tax return.
2. Shareholders should obtain their own professional advice on the tax implications of this dividend.

Non-Resident Shareholders

The Franked Amount is not subject to withholding tax.
 New Zealand imputation credits are not attached to this dividend.

Your Payment Instruction

ANZ BANKING PRODUCTS VIC
 BSB: 013-125 Account number: XXXXXXXX28

Amount Deposited
A\$157.00

Private and Confidential

075808 000 WES



MR KENNETH ADAMS &
 MRS SIMONE ADAMS
 <SUPERFUND A/C>
 3 HAVERBRACK AVENUE
 MALVERN VIC 3144

Securityholder Reference Number (SRN)

SRN WITHHELD

Record Date	21 February 2023
Payment Date	28 March 2023
TFN/ABN Status	Quoted
Direct Credit Ref. No.	841457
ASX Code	WES

Interim Dividend

The statement below represents your interim dividend for the half-year ended 31 December 2022. The dividend is fully-franked (100 per cent) for Australian income tax purposes at the corporate tax rate of 30 per cent.

Class Description	Amount per Security	Number of Securities	Franked Amount	Unfranked Amount	Gross Payment	Franking Credit
Ordinary Shares	A\$0.88	157	A\$138.16	A\$0.00	A\$138.16	A\$59.21
		Total	A\$138.16	A\$0.00	A\$138.16	A\$59.21
Net Payment					A\$138.16	

Important Notes

1. You should retain this statement to assist you in preparing your tax return.
2. Shareholders should obtain their own professional advice on the tax implications of this dividend.

Non-Resident Shareholders

The Franked Amount is not subject to withholding tax.
 New Zealand imputation credits are not attached to this dividend.

Your Payment Instruction

ANZ BANKING PRODUCTS VIC
 BSB: 013-125 Account number: XXXXXXXX28

Amount Deposited

A\$138.16



News Corporation
 ARBN 163 882 933
 Incorporated in Delaware, USA

┌ 003548 000 NWS



MR KENNETH ADAMS &
 MRS SIMONE ADAMS
 <SUPERFUND A/C>
 3 HAVERBRACK AVE
 MALVERN VIC 3144

Return your information:

Online:
 www.computershare.com.au/easyupdate/nws

By Mail:
 Computershare Investor Services Pty Ltd
 GPO Box 2975 Melbourne
 Victoria 3001 Australia

Enquiries:

(within Australia) 1300 340 121
 (international) +61 3 9415 4394

Securityholder Reference Number (SRN)

SRN WITHHELD

Payment Date: 12 October 2022

Record Date: 14 September 2022

Direct Credit Reference No.: 802763

News Corporation - Dividend

Dividend Payment Advice - Direct Credit Instruction

Class Description	Rate per Security (US\$)	Securities Held	Total Dividend (US\$)
CLASS B CDI	\$0.10	125	\$12.50
Gross Amount (US\$):			\$12.50
Non-Resident Withholding Tax (US\$):			\$3.75 5.77
NET PAYMENT (US\$):			\$8.75
NET PAYMENT (AUD\$):			\$13.47

Currency Conversion Rate:
 US\$ = AUD\$1.5395

Note: You should retain this statement to assist you in preparing your tax return.

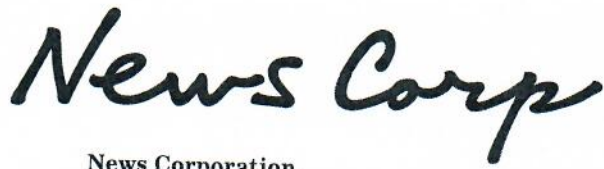
Your Payment Instruction

ANZ BANKING PRODUCTS VIC
 BSB: 013-125 Account Number: XXXXXXXX28

Amount Deposited

A\$13.47

If payment cannot be made to the above instruction, a cheque will be forwarded to your registered address.



News Corporation
 ARBN 163 882 933
 Incorporated in Delaware, USA

┌ 002778 000 NWS



MR KENNETH ADAMS &
 MRS SIMONE ADAMS
 <SUPERFUND A/C>
 2/64 MATHOURA ROAD
 TOORAK VIC 3142

Return your information:

Online:
www.computershare.com.au/easyupdate/nws

By Mail:
 Computershare Investor Services Pty Ltd
 GPO Box 2975 Melbourne
 Victoria 3001 Australia

Enquiries:

(within Australia) 1300 340 121
 (international) +61 3 9415 4394

Securityholder Reference Number (SRN)

SRN WITHHELD

Payment Date: 12 April 2023

Record Date: 15 March 2023

Direct Credit Reference No.: 802728

News Corporation - Dividend

Dividend Payment Advice - Direct Credit Instruction

Class Description	Rate per Security (US\$)	Securities Held	Total Dividend (US\$)
CLASS B CDI	\$0.10	125	\$12.50
			Gross Amount (US\$): \$12.50
			Non-Resident Withholding Tax (US\$): \$3.75 <i>539</i>
			NET PAYMENT (US\$): \$8.75
			NET PAYMENT (AUD\$): \$13.04

Currency Conversion Rate:
 US\$ = AUD\$1.4901

Note: You should retain this statement to assist you in preparing your tax return.

Your Payment Instruction

ANZ BANKING PRODUCTS VIC
 BSB: 013-125 Account Number: XXXXXXXX28

Amount Deposited

A\$13.04

If payment cannot be made to the above instruction, a cheque will be forwarded to your registered address.

INVESTMENT SCHEDULE

For Period 30/06/2022 to 30/06/2023

	Open		Close		Capital Gain/Loss	Profit/Loss	Market	
	Units	Cost	Units	Cost			Quote	Value
Shares in Listed Companies								
ANZ BANK ORDINARY FULLY PAID	2000	29005	2134	31538	-	-	23.710	50597
BHP BLT ORDINARY FULLY PAID	1500	48387	1500	48387	-	-	44.990	67485
COMMONWEALTH BANK OF AUSTRALIA. ORDINARY FULLY PAID	1500	85213	1500	85213	-	-	100.270	150405
COCHLEAR LIMITED ORDINARY FULLY PAID	200	33840	200	33840	-	-	229.070	45814
COLESGROUP ORDINARY FULLY PAID	157	823	157	823	-	-	18.420	2892
CSL ORDINARY FULLY PAID	200	12932	200	12932	-	-	277.380	55476
ENDEAVOUR GROUP LIMITED ORDINARY FULLY PAID	750	3588	750	3588	-	-	6.310	4733
JB HI-FI ORDINARY FULLY PAID	500	7897	500	7897	-	-	43.750	21875
LEND LEASE UNIT/ORDINARY FULLY PAID	1000	8430	1000	8430	-	-	7.750	7750
MACQ GROUP ORDINARY FULLY PAID	944	36881	944	36881	-	-	177.620	167673
NAT. BANK ORDINARY FULLY PAID	700	19571	700	19571	-	-	26.370	18459
NEMNEMSCOR CLASS B VOTING COMMON STOCK-CDI DEFERRED	125	1458	125	1458	-	-	29.770	3721
PERPETUAL ORDINARY FULLY PAID	500	20575	500	20575	-	-	25.880	12940
SOUTH32 ORDINARY FULLY PAID	1500	3698	1500	3698	-	-	3.760	5640
VIRGIN MONEY UK PLC WOODSIDE ENERGY ORDINARY FULLY PAID	175	698	175	698	-	-	2.850	499
WESFARMERS LIMITED ORDINARY FULLY PAID	157	1710	157	1710	-	-	49.340	7746
WOOLWORTHS LIMITED ORDINARY FULLY PAID	750	21695	750	21695	-	-	39.730	29798
		<u>344466</u>		<u>346999</u>	-	-		<u>662836</u>

INVESTMENT SCHEDULE

For Period 30/06/2022 to 30/06/2023

	Units	Open Cost	Close Cost	Capital Gain/Loss	Profit/Loss	Quote	Market Value
Stapled Securities							
SCENTRE STAPLED SECURITIES							
DEFERRED SETTLEMENT	918	4523	4523	-	-	2.650	2433
		4523	4523	-	-		2433
Total		\$348989	\$351522	-	-		\$665269

CNIC INVEST

MR KENNETH ALEXANDER ADAMS + MRS SIMONE THERESE ADAMS <ADAMS S/F A/C>
3 HAVERBRACK AVENUE
MALVERN VIC 3144
AUSTRALIA

Portfolio Report

At close of business: 30/06/2023
Trading Account Number: 1197333

Domestic Equities Report

Security code	Sector	Company name	Quantity	Last Price	Average Cost AUD	Cost Value AUD	Market Value AUD	Gain/loss AUD	Gain/loss (%)	Holdings (%) of earnings*	Price to Earnings per share*	Current dividends (C)*	Franking (%)*	Dividend yield (%)*	FX Rate
ANZ	Financial	ANZ GROUP HOLDINGS LIMITED	2,134	23.710	13.58	28,970.00	50,597.140	21,627.14	74.65%	7.77%	9.764	2.428	175.00	56.00%	7.38
BHP	Materials	BHP GROUP LIMITED	1,500	44.990	34.70	52,050.00	67,485.000	15,435.00	29.65%	10.37%	11.688	3.849	261.42	100.00%	5.81
CBA	Financial	COMMONWEALTH BANK OF AUSTRALIA	1,500	100.270	56.75	85,122.50	150,405.000	65,282.50	76.69%	23.11%	16.790	5.972	450.00	100.00%	4.49
COH	Health Care	COCHLEAR LIMITED	200	229.070	169.20	33,839.60	45,814.000	11,974.40	35.39%	7.04%	50.125	4.570	330.00	70.00%	1.44
CSL	Health Care	CSL LIMITED	200	277.380	64.50	12,900.00	55,476.000	42,576.00	330.05%	8.52%	40.418	6.863	362.92	10.00%	1.31
EDV	Consumer- Staple	ENDEAVOUR GROUP LIMITED	750	6.310	0.00	0.00	4,732.500	4,732.50	0.73%	0.73%	21.390	0.295	22.00	100.00%	3.49
JBH	Consumer- Discretionary	JB HI-FI LIMITED	500	43.750	15.75	7,875.00	21,875.000	14,000.00	177.78%	3.36%	9.116	4.799	312.00	100.00%	7.13
LLC	Real Estate	LENDFEASE GROUP	1,000	7.750	8.43	8,430.00	7,750.000	-680.00	-8.07%	1.19%	-0.340	16.00	41.94%	2.06	
MOG	Financial	MACQUARIE GROUP LIMITED	944	177.620	39.41	37,203.04	167,673.280	130,470.24	350.70%	25.76%	15.865	11.196	705.00	40.00%	3.97
NAB	Financial	NATIONAL AUSTRALIA BANK LIMITED	700	26.370	28.87	20,212.00	18,459.000	-1,753.00	-8.67%	2.84%	11.155	2.364	167.00	100.00%	6.33
PPT	Financial	PERPETUAL LIMITED	500	25.880	41.10	20,550.00	12,940.000	-7,610.00	-37.03%	1.99%	35.355	0.732	120.00	40.00%	4.64
S32	Materials	SOUTH32 LIMITED	1,500	3.760	0.00	0.00	5,640.000	5,640.00	0.87%	0.87%	-0.057	12.31	100.00%	3.27	
SCG	Real Estate	SCENTRE GROUP	918	2.650	0.00	0.00	2,432.700	2,432.70	0.37%	0.37%	-0.006	16.50	0.02%	6.23	
VUK	Financial	VIRGIN MONEY UK PLC	175	2.850	0.00	0.00	498.750	498.75	0.08%	0.08%	5.500	0.518	19.22	0.00%	6.74
WDS	Energy	WOODSIDE ENERGY GROUP LTD	271	34.440	0.00	0.00	9,333.240	9,333.24	1.43%	1.43%	6.130	5.618	339.73	100.00%	9.86

While every effort has been made to provide you with an accurate transaction summary, we give no warranty of accuracy or reliability and take no responsibility for any errors or omissions including by negligence. You should confirm the information, holdings and valuations contained herein. All prices and values are denominated in AUD unless otherwise indicated. CNIC Markets Stockbroking is the trading name of CNIC Markets Stockbroking Limited (ABN 69 081 002 851, AFSL No. 246381), a Participant of the Australian Stock Exchange (ASX Group).

Generated : 14/11/2023 02:18 PM

CMIC INVEST

MIR KENNETH ALEXANDER ADAMS + MRS SIMONE THERESE ADAMS <ADAMS S/F A/C>
3 HAVERBRACK AVENUE
MALVERN VIC 3144
AUSTRALIA

Portfolio Report

At close of business: 30/06/2023

Trading Account Number: 1197333

Security code	Sector	Company name	Quantity	Last Price	Average Cost AUD	Cost Value AUD	Market Value AUD	Market Gain/loss AUD	Gain/loss (%)	(%) of Holdings	Price to Earnings* (%)	Price to Earnings* per share*	Earnings per share*	Current dividends (c)*	Franking (%)*	Dividend yield (%)*	FX Rate
WOW	Consumer Staple	WOOLWORTHS GROUP LIMITED	750	39.730	33.67	25,252.50	29,797.500	4,545.00	18.00%	4.58%	29.805	1.333	104.00	100.00%	2.62		
Total																	4.80

* Fundamental data is current data as at 14/11/2023

International Equities Report

Security code	Sector	Company name	Quantity	Last Price	Average Cost AUD	Cost Value AUD	Market Value AUD	Market Gain/loss AUD	Gain/loss (%)	(%) of Holdings	Price to Earnings* (%)	Price to Earnings* per share*	Earnings per share*	Current dividends (c)*	Franking (%)*	Dividend yield* (%)	FX Rate
No International Equities																	

* Fundamental data is current data as at 14/11/2023

While every effort has been made to provide you with an accurate transaction summary, we give no warranty of accuracy or reliability and take no responsibility for any errors or omissions including by negligence. You should confirm the information, holdings and valuations contained herein. All prices and values are denominated in AUD unless otherwise indicated. CMIC Markets Stockbroking is the trading name of CMIC Markets Stockbroking Limited (ABN 69 081 002 851, AFSL No. 246381), a Participant of the Australian Stock Exchange (ASX Group).
Generated : 14/11/2023 02:18 PM



wesfarmers share price asx



Sign in

All Finance News Images Videos More Tools

SafeSearch

About 123,000 results (0.33 seconds)



Wesfarmers Ltd

ASX: WES

Overview

Compare

Financials

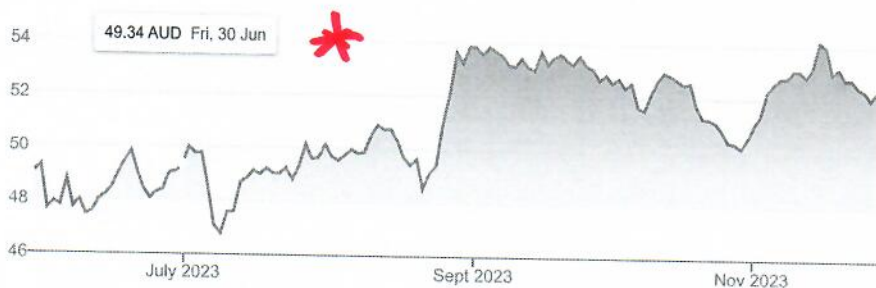
Market Summary > Wesfarmers Ltd

52.32 AUD

+3.27 (6.67%) ↑ past 6 months

28 Nov, 11:45 am AEDT • Disclaimer

1D 5D 1M 6M YTD 1Y 5Y Max



Open	52.34	Mkt cap	59.35B	52-wk high	54.28
High	52.55	P/E ratio	24.05	52-wk low	45.13
Low	52.24	Div yield	3.65%		

More about Wesfarmers Ltd →

Feedback



Wesfarmers

<https://www.wesfarmers.com.au> › your-shareholding

Share price

WES.AX (Common Stock). Exchange, ASX (Australian Dollar). Price, \$52.04. Change (%), -0.31 (-0.59%). Volume, 810,027. Today's Open, \$52.35.



Australian Securities Exchange

<https://www.asx.com.au> › markets › company › WES

WES share price and company information for ...

View today's WES share price, options, bonds, hybrids and warrants. View announcements, advanced pricing charts, trading status, fundamentals, ...



Market Index

<https://www.marketindex.com.au> › asx › wes

Wesfarmers Ltd (ASX:WES) Share Price

WES is headquartered in Western Australia. Share Price Activity (ASX). Last (Price), \$52.04. Change, 0.31 (-0.59%). Bid / Ask, \$52.03 - \$52.17. Volume, 810,027.

People also ask :

What is the future share price of Wesfarmers?

How much is the next Wesfarmers dividend?

How do I cash out my Wesfarmers shares?

Who are the biggest shareholders of Wesfarmers?

Explore more

Related	Following
Hitachi Ltd 10,220 JPY	↓
BHP Group Ltd 46.67 AUD	↑
3M Co 97.07 USD	↑
CSL Limited 257.29 AUD	↑

Disclaimer

About

[wesfarmers.com.au](https://www.wesfarmers.com.au)

Wesfarmers Limited is an Australian conglomerate, headquartered in Perth, Western Australia. It has int predominantly in Australia and New Zealand, operat retail, chemical, fertiliser, industrial and safety produ Wikipedia

CEO: Rob Scott (Feb 2017–), Rob Scott (2017–)

Founded: 1914

Headquarters: Perth

Number of employees: 120,000 (2023)

Revenue: 33.94 billion AUD (30 June 2021)

Subsidiaries: Bunnings, Kmart Australia, Officework MORE

Financials

Quarterly financials

(AUD)	June 2023	
Revenue	10.5B	10
Net income	540.5M	£
Diluted EPS	0.48	
Net profit margin	5.15%	10

Disclaimer

Related markets

S&P/ASX 200	7,029.70	↑
All Ordinaries		↑



news corp share price asx



Sign in

All Finance News Videos Maps More

Tools

SafeSearch

About 2,270,000 results (0.46 seconds)

News Corporation Class B Voting CDI

ASX: NWS

Overview

Compare

Financials

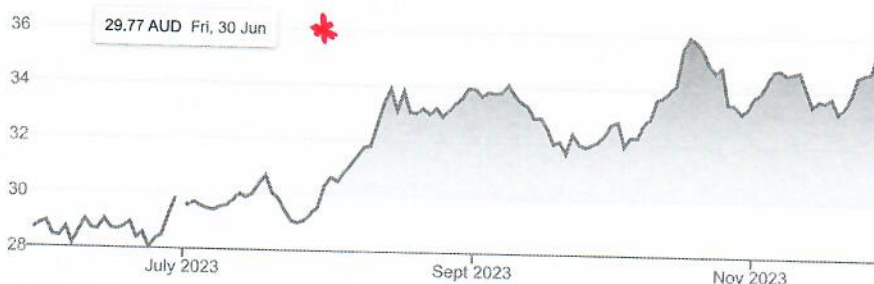
Market Summary > News Corporation Class B Voting CDI

35.48 AUD

+6.80 (23.69%) ↑ past 6 months

28 Nov, 11:42 am AEDT • Disclaimer

1D 5D 1M 6M YTD 1Y 5Y Max



Open	35.38	Mkt cap	12.99B USD	CDP score	B
High	35.64	P/E ratio	-	52-wk high	36.21
Low	35.33	Div yield	-	52-wk low	23.44

More about News Corporation... →

Feedback

Explore more

Related	Following
Rea Group Ltd 155.64 AUD	↓
Nick Scali Limited 10.75 AUD	
Fox Corp Class A 30.22 USD	↓
Baby Bunting Group Ltd 1.76 AUD	↑

Disclaimer

About

News Corporation, stylized as News Corp, is a mass and publishing company headquartered in Midtown Manhattan, New York City. It was formed on June 28 following a spin-off of the media outlets of the original Corporation as 21st Century Fox. Wikipedia

CEO: Robert Thomson (28 June 2013–)

Founded: 28 June 2013, New York, New York, United States

Founder: Keith Rupert Murdoch

Headquarters: United States

Number of employees: 25,000 (2023)

Revenue: 9.88 billion USD (2023)

Subsidiaries: Dow Jones & Company, News Corp Australia, MORE

D

Financials

Quarterly financials

(USD)	Sept 2023	
Revenue	2.5B	(
Net income	30M	
Diluted EPS	0.05	2¢
Net profit margin	1.2%	2¢

Earnings calls		
Previous	EPS	F
Sept 2023	EPS beaten by 10.41%	Bea

Disclaimer

Feedback

Market Index
https://www.marketindex.com.au › asx › nws

News Corporation (ASX:NWS) Share Price

Share Price Activity (ASX). Last (Price), \$34.69. Change, 0.09 (0.26%). Bid / Ask, \$33.00 - \$35.02. Volume, 15,416. Volume (4w avg), 168,467. Turnover, \$535,297.

Australian Securities Exchange
https://www.asx.com.au › markets › company › NWS

NWS share price and company information for ...

View today's NWS share price, options, bonds, hybrids and warrants. View announcements, advanced pricing charts, trading status, fundamentals, ...

The Motley Fool Australia
https://www.fool.com.au › tickers › asx-nws

News Corp (ASX:NWS) Share Price News

NWS Share Price History Data provided by Morningstar. ; 23 Nov 2023, \$34.60, \$0.70, 2.06%, 73,621 ; 22 Nov 2023, \$33.90, \$0.41, 1.22%, 301,247 ...

People also ask :

Who owns News Corporation Australia?

What are the values of the news corp?

What papers are news limited?

Feedback



coles asx



Sign in

All Finance News Shopping Videos More

Tools

SafeSearch

About 1,530,000 results (0.31 seconds)

colesgroup

Coles Group Ltd

ASX: COL

Overview

Compare

Financials

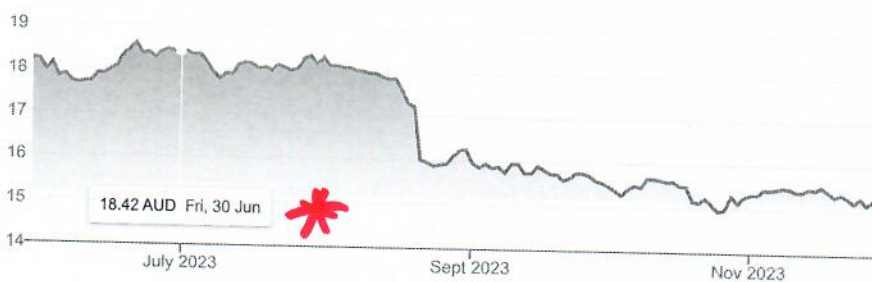
Market Summary > Coles Group Ltd

15.22 AUD

-3.00 (-16.47%) ↓ past 6 months

28 Nov, 11:44 am AEDT • Disclaimer

1D 5D 1M 6M YTD 1Y 5Y Max



Open	15.14	Mkt cap	20.37B	52-wk high	18.85
High	15.29	P/E ratio	19.55	52-wk low	14.82
Low	15.14	Div yield	4.33%		

More about Coles Group Ltd →

Feedback

Explore more

Related	Following
Telstra Group Ltd 3.76 AUD	
Woolworths Group Ltd 34.54 AUD	↑
Wesfarmers Ltd 52.33 AUD	↑
Seek Ltd 23.00 AUD	↑

Disclaimer

About

colesgroup.com.au

Coles Group Limited is an Australian public company operating several retail chains. Its chief operations are primarily concerned with the sale of food and groceries through its flagship supermarket chain Coles Supermarkets and the sale of liquor through its Coles Liquor outlets.

CEO: Leah Weckert (1 May 2023–)

Founded: 9 April 1914

Headquarters: Australia, Melbourne

Number of employees: 120,000 (2023)

Revenue: 38.46 billion AUD (2019)

Subsidiaries: Coles Supermarkets, Coles Express, Liquorland, MORE

Financials

Quarterly financials

(AUD)	Jan 2023	
Revenue	10.43B	↔
Net income	321.5M	↑
Diluted EPS	0.24	↑
Net profit margin	3.08%	↑

Disclaimer

Related markets

S&P/ASX 200	7,030.60	↑
-------------	----------	---

Australian Securities Exchange

https://www.asx.com.au › markets › company › COL

COL share price and company information for ASX:COL

View today's COL share price, options, bonds, hybrids and warrants. View announcements, advanced pricing charts, trading status, fundamentals, ...

Market Index

https://www.marketindex.com.au › asx › col

Coles Group Ltd (ASX:COL) Share Price

Coles Group Limited (COL) is an Australian retailer, providing customers with everyday products, including fresh food, groceries, general merchandise, liquor, ...

Coles Group

https://www.colesgroup.com.au › investors

Share price

Current share price (ASX: COL). \$15.23. Up icon Down icon \$-0.04 -0.3%. Exchange, ASX. Currency, AUD. Updated, 12:10PM 27/11/2023. \$15.23. Open, 15.30. High ...

People also ask :

What is the ASX name for Coles?

What is the price prediction for Coles ASX?

Who is Coles biggest shareholder?

When was Coles first listed on the ASX?