


S & J Fong Superannuation Fund



# Financial Statements

For the year ended 30 June 2022

# S & J Fong Superannuation Fund

## Compilation Report

For the year ended 30 June 2022

---

We have compiled the accompanying special purpose financial statements of S & J Fong Superannuation Fund, which comprise the statement of financial position as at 30 June 2022, the operating statement for the year then ended, a summary of significant accounting policies and other explanatory notes. The specific purpose for which the special purpose financial statements have been prepared is set out in Note 1 to the financial statements.

### The Responsibility of the Trustees

The Trustees of S & J Fong Superannuation Fund are solely responsible for the information contained in the special purpose financial statements, the reliability, accuracy and completeness of the information and for the determination that the financial reporting framework used is appropriate to meet their needs and for the purpose that the financial statements were prepared.

### Our Responsibility

On the basis of information provided by the Trustees, we have compiled the accompanying special purpose financial statements in accordance with the financial reporting framework described in Note 1 to the financial statements and APES 315: *Compilation of Financial Information*.

We have applied our expertise in accounting and financial reporting to compile these financial statements in accordance with the financial reporting framework described in Note 1 to the financial statements. We have complied with the relevant ethical requirements of APES 110: *Code of Ethics for Professional Accountants*.

### Assurance Disclaimer

Since a compilation engagement is not an assurance engagement, we are not required to verify the reliability, accuracy or completeness of the information provided to us by management to compile these financial statements. Accordingly, we do not express an audit opinion or a review conclusion on these financial statements.

The special purpose financial statements were compiled exclusively for the benefit of the Trustees who are responsible for the reliability, accuracy and completeness of the information used to compile them. We do not accept responsibility for the contents of the special purpose financial statements.

Firm:

Address:

Signature: \_\_\_\_\_

Date: \_\_\_\_\_

## Statement of Financial Position

As at 30 June 2022

	Note	2022 \$	2021 \$
<b>INVESTMENTS</b>			
Australian Listed Shares	7	10,622,552	11,356,478
		<b>10,622,552</b>	<b>11,356,478</b>
<b>OTHER ASSETS</b>			
Cash at Bank	8	170,598	430,147
		<b>170,598</b>	<b>430,147</b>
<b>TOTAL ASSETS</b>		<b>10,793,150</b>	<b>11,786,625</b>
<b>LIABILITIES</b>			
Provisions for Tax - Fund	9	(178,535)	(70,465)
Financial Position Rounding		(2)	-
		<b>(178,537)</b>	<b>(70,465)</b>
<b>TOTAL LIABILITIES</b>		<b>(178,537)</b>	<b>(70,465)</b>
<b>NET ASSETS AVAILABLE TO PAY BENEFITS</b>		<b>10,971,687</b>	<b>11,857,090</b>
<b>REPRESENTED BY: LIABILITY FOR MEMBERS' BENEFITS</b>			
Allocated to Members' Accounts	10	10,971,687	11,857,090
		<b>10,971,687</b>	<b>11,857,090</b>

This Statement is to be read in conjunction with the notes to the Financial Statements

# Operating Statement

For the year ended 30 June 2022

	Note	2022 \$	2021 \$
<b>REVENUE</b>			
<b>Investment Revenue</b>			
Australian Listed Shares	2	645,522	324,324
		<b>645,522</b>	<b>324,324</b>
<b>Other Revenue</b>			
Cash at Bank	3	20	37
Market Movement Non-Realised	4	(1,603,291)	3,155,940
		<b>(1,603,271)</b>	<b>3,155,977</b>
<b>Total Revenue</b>		<b>(957,749)</b>	<b>3,480,301</b>
<b>EXPENSES</b>			
<b>General Expense</b>			
Fund Administration Expenses	5	3,479	3,433
		<b>3,479</b>	<b>3,433</b>
<b>BENEFITS ACCRUED AS A RESULT OF OPERATIONS BEFORE INCOME TAX</b>		<b>(961,228)</b>	<b>3,476,868</b>
<b>Tax Expense</b>			
Fund Tax Expenses	6	(198,289)	(70,467)
		<b>(198,289)</b>	<b>(70,467)</b>
<b>BENEFITS ACCRUED AS A RESULT OF OPERATIONS</b>		<b>(762,939)</b>	<b>3,547,335</b>

This Statement is to be read in conjunction with the notes to the Financial Statements

## S & J Fong Superannuation Fund

# Notes to the Financial Statements

For the year ended 30 June 2022

---

### Note 1: Summary of Significant Accounting Policies

The trustees have prepared the financial statements on the basis that the superannuation fund is a non-reporting entity because there are no users dependent on general purpose financial statements. The financial statements are therefore special purpose financial statements that have been prepared in order to meet the requirements of the Superannuation Industry (Supervision) Act 1993 and accompanying Regulations, the trust deed of the fund and the needs of members.

The financial statements have also been prepared on a cash basis unless otherwise stated and are based on historical costs, except for investments, which have been measured at market values.

The following significant accounting policies, which are consistent with the policies applied in the previous period unless otherwise stated, have been adopted in the preparation of the financial statements.

#### a. Measurement of Investments

The fund initially recognises:

- i. an investment when it controls the future economic benefits expected to flow from the asset. For financial assets, the trade date is considered the date on which control of the future economic benefits attributable to the asset passes to the fund; and
- ii. a financial liability on the date it becomes a party to the contractual provisions of the instrument.

Investments of the fund have been measured at their market values, which is the amount that a willing buyer of the asset could reasonably be expected to pay to acquire the asset from a willing seller if the following assumptions were made:

- that the buyer and seller deal with each other at arm's length in relation to the sale;
- that the sale occurred after proper marketing of the asset; and
- that the buyer and the seller acted knowledgeably and prudentially in relation to the sale.

Market values have been determined as follows:

- i. shares and other securities listed on the Australian Securities Exchange by reference to the relevant market quotations at the end of the reporting period;
- ii. units in managed funds by reference to the unit redemption price at the end of the reporting period;
- iii. fixed interest securities by reference to the redemption price at the end of the reporting period; and
- iv. investment properties at trustees' assessment of their realisable value.

Financial liabilities, such as trade creditors and other payables, are measured at the gross value of the outstanding balance at the reporting date. The trustees have determined that the gross values of the fund's financial liabilities are equivalent to their market values. Any remeasurement changes in the gross values of non-current financial liabilities (including liabilities for members accrued benefits) are recognised in the operating statement in the periods in which they occur.

#### b. Cash and Cash Equivalents

Cash and cash equivalents include cash on hand and at call, deposits with banks and short-term, highly liquid investments that are readily convertible to cash and are subject to an insignificant risk of change in value.

#### c. Revenue

Revenue is recognised at the market value of the consideration received or receivable.

Interest revenue

**S & J Fong Superannuation Fund**  
Notes to the Financial Statements  
For the year ended 30 June 2022

---

Interest revenue is recognised in respect of fixed-interest securities, and cash and cash equivalent balances. Interest revenue is recognised upon receipt.

Dividend revenue

Dividend revenue is recognised when the dividend has been paid or, in the case of dividend reinvestment schemes, when the dividend is credited to the benefit of the fund.

Rental revenue

Rental revenue arising from operating leases on investment properties is recognised upon receipt.

Distribution revenue

Distributions from trusts are recognised as at the date the unit value is quoted ex-distributions and if not received at the end of the reporting period, are reflected in the statement of financial position as a receivable.

Contributions and Transfers

Contributions received and transfers in are recognised when the control and the benefits from the revenue is transferred to the fund. Contributions and transfers in are recognised gross of any taxes.

Remeasurement changes in market values

Remeasurement changes in the market values of assets are recognised as income and are determined as the difference between the market value at year-end or consideration received (if sold during the year) and the market value as at the prior year-end or cost (if the investment was acquired during the period).

d. Expenses

Expense are recognised and reflected in the operating statement when they are incurred.

e. Benefits Paid

Benefits are recognised when a valid withdrawal notice is received and approved by the trustee(s) in accordance with the fund's Trust Deed.

f. Liability for Accrued Benefits

The liability for accrued benefits represents the fund's present obligation to pay benefits to members and beneficiaries and has been calculated as the difference between the carrying amount of the assets and the carrying amount of the other payables and income tax liabilities as at the end of the reporting period.

g. Income Tax

The income tax expense (revenue) for the year comprises current income tax expense (revenue) and deferred income tax expense (revenue).

Current income tax expense charged to the profit or loss is the tax payable (refundable) on taxable income. Current tax liabilities (assets) are therefore measured at the amounts expected to be paid to (refunded from) the relevant taxation authority.

Deferred income tax expense reflects movements in deferred tax liability balances during the year as well as unused tax losses.

Except for business combinations, no deferred income tax is recognised from the initial recognition of an asset or liability where there is no effect on accounting or taxable profit or loss.

## S & J Fong Superannuation Fund

# Notes to the Financial Statements

For the year ended 30 June 2022

---

Deferred tax assets and liabilities are calculated at the tax rates that are expected to apply to the period when the asset is realised or the liability is settled and their measurement also reflects the manner in which the trustees expect to recover or settle the carrying amount of the related asset or liability.

Deferred tax assets relating to temporary differences and unused tax losses are recognised only to the extent that it is probable that future taxable profit will be available against which the benefits of the deferred tax asset can be utilised.

Current tax assets and liabilities are offset where a legally enforceable right of set-off exists and it is intended that net settlement or simultaneous realisation and settlement of the respective asset and liability will occur. Deferred tax assets and liabilities are offset where:

(a) a legally enforceable right of set-off exists; and

(b) the deferred tax assets and liabilities relate to income taxes levied by the same taxation authority on either the same taxable entity or different taxable entities, where it is intended that net settlement or simultaneous realisation and settlement of the respective asset and liability will occur in future periods in which significant amounts of deferred tax assets or liabilities are expected to be recovered or settled.

The rate of tax used to determine income tax expense (revenue) and current tax liabilities (assets) is 15%, the applicable rate for a complying superannuation fund. This rate is applied to taxable income, after any claim for exempt current pension income, where applicable. The top personal marginal tax rate is applied to a non-complying superannuation fund and to non-arm's length income (NALI).

### h. Goods and Services Tax (GST)

Revenues, expenses and assets are recognised net of the amount of GST, except where the amount of GST incurred is not recoverable from the Australian Taxation Office (ATO).

The net amount of GST recoverable from, or payable to, the ATO is included with other receivables or other payables in the statement of financial position.

### i. Critical Accounting Estimates and Judgments

The preparation of financial statements requires the trustees to make judgments, estimates and assumptions that affect the application of accounting policies and the reported amounts of assets and liabilities, income and expenses. Actual results may differ from these estimates.

Estimates and underlying assumptions are reviewed on an ongoing basis. Revisions to accounting estimates are recognised in the period in which the estimate is revised and in any future period affected.

### j. Events Subsequent to Balance Date

The superannuation fund is an Accumulation fund and consequently any reduction or increment in market value of the fund is a reduction in member benefits. Any significant movement in the market value of investments after balance date has not been brought to account. Investments are in principle held for the long term and it is not appropriate to bring any subsequent reduction or increment in market values to account as at year end. Net movement in market values subsequent to balance date will be recognised in the next financial year.

In March 2020, the WHO classified the COVID-19 outbreak as a pandemic, based on the rapid increase in exposure globally. The full impact of the COVID-19 outbreak continues to evolve as of the date of this report. As such, it is uncertain as to the impact this will have on the superannuation fund.

**S & J Fong Superannuation Fund**  
**Notes to the Financial Statements**  
For the year ended 30 June 2022

	<b>2022</b>	<b>2021</b>
	<b>\$</b>	<b>\$</b>
<b>Note 2: Australian Listed Shares</b>		
AMP Limited - Dividends	-	1,504
ANZ Banking Grp Ltd - Dividends	68,965	29,140
Bank Of Queensland. - Dividends	15,617	9,067
Bendigo And Adelaide - Dividends	38,049	20,101
BHP Billiton Limited - Dividends	160,030	18,180
Coles Group Limited - Dividends	13,373	9,028
Commonwealth Bank. - Dividends	102,634	67,875
Endeavour Group Limited	1,365	-
Harvey Norman - Dividends	8,100	-
National Aust. Bank - Dividends	53,848	25,440
Orica Limited - Dividends	284	390
OZ Minerals - Dividends	380	280
South32 Ordinary Fully Paid Deferred Settlement	932	153
Suncorp-metway. - Dividends	12,434	2,705
Telstra Corporation. - Dividends	24,738	24,738
Virgin Money UK plc	512	-
Wesfarmers Limited - Dividends	25,369	27,309
Westpac Banking Corp - Dividends	110,592	81,344
Woolworths Limited - Dividends	8,300	7,070
	<b>645,522</b>	<b>324,324</b>
<b>Note 3: Cash at Bank</b>		
Cash at Bank - Other (Fund)	3	-
Cash at Bank - Trading (Fund)	17	37
	<b>20</b>	<b>37</b>
<b>Note 4: Market Movement Non-Realised</b>		
Market Movement Non-Realised - Shares - Listed	(1,603,291)	3,155,940
	<b>(1,603,291)</b>	<b>3,155,940</b>
<b>Note 5: Fund Administration Expenses</b>		
Bank Charges (Admin)	8	6
Professional Fees	3,212	3,168
Subscriptions and Registrations (Admin)	259	259
	<b>3,479</b>	<b>3,433</b>
<b>Note 6: Fund Tax Expenses</b>		
Income Tax Expense	(178,537)	(90,219)
Tax Accrued During Period (Deferred Tax)	(19,752)	19,752
	<b>(198,289)</b>	<b>(70,467)</b>



**S & J Fong Superannuation Fund**  
**Notes to the Financial Statements**  
For the year ended 30 June 2022

	<b>2022</b>	<b>2021</b>
	<b>\$</b>	<b>\$</b>
<b>Note 7: Australian Listed Shares</b>		
AMP Limited	14,360	16,917
ANZ Banking Grp Ltd	1,069,931	1,367,161
Bank Of Queensland.	236,745	323,350
Bendigo And Adelaide	651,135	753,077
BHP Billiton Limited	693,000	427,416
Coles Group Limited	390,449	255,034
Commonwealth Bank.	2,473,610	2,733,342
Endeavour Group Limited	52,990	-
Harvey Norman	155,820	-
National Aust. Bank	1,161,336	1,111,728
Orica Limited	18,640	15,697
OZ Minerals	19,856	25,133
South32 Ordinary Fully Paid Deferred Settlement	18,912	14,064
Suncorp-metway.	192,293	194,569
Telstra Corporation.	595,256	581,341
Virgin Money UK plc	17,901	29,808
WDS Limited	96,634	-
Wesfarmers Limited	625,423	881,949
Westpac Banking Corp	1,782,261	2,358,982
Woolworths Limited	356,000	266,910
	<b>10,622,552</b>	<b>11,356,478</b>
<b>Note 8: Cash at Bank</b>		
Cash at Bank - CBA 10346311	168,089	429,061
Cash at Bank - Other (Fund)	2,509	1,086
	<b>170,598</b>	<b>430,147</b>
<b>Note 9: Provisions for Tax - Fund</b>		
Provision for Deferred Tax (Fund)	-	19,752
Provision for Income Tax (Fund)	(178,535)	(90,217)
	<b>(178,535)</b>	<b>(70,465)</b>

**S & J Fong Superannuation Fund**  
Notes to the Financial Statements  
For the year ended 30 June 2022

	2022	2021
	\$	\$
<b>Note 10A: Movements in Members' Benefits</b>		
Liability for Members' Benefits Beginning:	11,857,090	8,398,483
Add: Increase (Decrease) in Members' Benefits	(762,937)	3,547,335
Less: Benefit Paid	122,466	88,728
<b>Liability for Members' Benefits End</b>	<b>10,971,687</b>	<b>11,857,090</b>

**Note 10B: Members' Other Details**

Total Unallocated Benefits	-	-
Total Forfeited Benefits	-	-
Total Preserved Benefits	1,012,687	1,082,791
Total Vested Benefits	10,971,687	11,857,090

## Tax Reconciliation

For the year ended 30 June 2022

<b>INCOME</b>		
<b>Gross Interest Income</b>		20.00
<b>Gross Dividend Income</b>		
Imputation Credits	276,311.23	
Franked Amounts	644,726.19	
Unfranked Amounts	796.06	921,833.00
<b>Gross Rental Income</b>		-
<b>Gross Foreign Income</b>		-
<b>Gross Trust Distributions</b>		-
<b>Gross Assessable Contributions</b>		
Employer Contributions/Untaxed Transfers	-	-
Member Contributions	-	-
<b>Gross Capital Gain</b>		
Net Capital Gain	-	-
Pension Capital Gain Revenue	-	-
<b>Non-arm's length income</b>		-
<b>Net Other Income</b>		-
<b>Gross Income</b>		<b>921,853.00</b>
Less Exempt Current Pension Income		267,558.00
ECPI Calculation Method = Unsegregated Mandatory (using a Pension Exempt Factor of 0.29024000)		
<b>Total Income</b>		<b>654,295.00</b>
<b>LESS DEDUCTIONS</b>		
<b>Other Deduction</b>		2,470.00
<b>Total Deductions</b>		<b>2,470.00</b>
<b>TAXABLE INCOME</b>		<b>651,825.00</b>
Gross Income Tax Expense (15% of Standard Component) (45% of Non-arm's length income)		97,773.75
Less Foreign Tax Offset	-	-
Less Other Tax Credit	-	-
<b>Tax Assessed</b>		<b>97,773.75</b>
Less Imputed Tax Credit	276,311.23	
Less Amount Already paid (for the year)	-	276,311.23
<b>TAX DUE OR REFUNDABLE</b>		<b>(178,537.48)</b>
<b>Supervisory Levy</b>		<b>259.00</b>
<b>AMOUNT DUE OR REFUNDABLE</b>		<b>(178,278.48)</b>

S & J Fong Superannuation Fund

# Member Account Balances

For the year ended 30 June 2022

Member Accounts	Opening Balance	Transfers & Tax Free Contributions	Taxable Contributions	Transfers to Pension Membership	Less: Member Tax	Less: Member Expenses	Less: Withdrawals	Distributions	Closing Balance
<b>Fong, David (50)</b>									
<b>Accumulation</b>									
Accum (000005)	1,062,791.25	-	-	-	-	-	-	(70,104.05)	1,012,687.20
	<b>1,082,791.25</b>	-	-	-	-	-	-	<b>(70,104.05)</b>	<b>1,012,687.20</b>
<b>Fong, Jook (84)</b>									
<b>Accumulation</b>									
Accum (600005)	3,828,078.76	-	-	-	-	-	-	(247,844.46)	3,580,234.30
<b>Pension</b>									
APF (000009) - 43.57%	596,576.71	-	-	-	-	-	30,690.00	(37,815.87)	537,859.84
APF (000102) - 63.48%	1,141,297.09	-	-	-	-	-	59,950.00	(72,347.12)	1,028,999.97
	<b>1,737,873.80</b>	-	-	-	-	-	<b>60,840.00</b>	<b>(110,163.99)</b>	<b>1,566,869.81</b>
	<b>5,565,952.56</b>	-	-	-	-	-	<b>60,840.00</b>	<b>(358,008.45)</b>	<b>5,147,104.11</b>
<b>Fong, Stephen (83)</b>									
<b>Accumulation</b>									
Accum (00001)	3,482,917.70	-	-	-	-	-	-	(221,555.10)	3,229,362.60
<b>Pension</b>									
APF (60002) - 42.81%	473,282.13	-	-	-	-	-	18,746.00	(29,994.55)	426,541.58
APF (60012) - 75.14%	1,282,146.69	-	-	-	-	-	44,660.00	(81,275.12)	1,155,991.07
	<b>1,755,428.82</b>	-	-	-	-	-	<b>61,626.00</b>	<b>(111,270.17)</b>	<b>1,582,532.65</b>
	<b>5,208,346.52</b>	-	-	-	-	-	<b>61,626.00</b>	<b>(334,825.27)</b>	<b>4,811,895.25</b>
<b>Reserve</b>	-	-	-	-	-	-	-	-	-
<b>TOTALS</b>	<b>11,857,090.33</b>	-	-	-	-	-	<b>122,466.00</b>	<b>(762,937.77)</b>	<b>10,971,686.56</b>

CALCULATED FUND EARNING RATE:

APPLIED FUND EARNING RATE:

(6.4744)%

(6.4744)%

S & J Fong Superannuation Fund

# Investment Summary

As at 30 June 2022

Investment	Code	Units	Average Unit Cost \$	Market Price \$	Adjusted Cost \$	Market Value \$	Gain / Loss \$	Gain / Loss %	Portfolio Weight %
<b>Cash</b>									
Cash at Bank - CBA (0346311)	-	-	-	-	168,089.40	168,089.40	-	-	1.56
Cash at Bank - Other (Fund)	-	-	-	-	2,509.41	2,509.41	-	-	0.02
					<b>170,598.81</b>	<b>170,598.81</b>	-	-	<b>1.58</b>
<b>Domestic Shares</b>									
AMP Limited	ANF	15,957.0000	6.4250	0.9550	96,612.00	14,360.34	(82,251.67)	(85.14)	0.13
ANZ Banking Grp Ltd	ANZ	48,567.0000	29.3291	22.9500	1,426,853.85	1,069,931.01	(356,922.84)	(25.01)	9.91
Bank Of Queensland	BOQ	35,494.0000	8.7314	6.6700	310,125.44	236,744.98	(73,380.46)	(23.66)	2.19
Benetton Australia	BEH	71,740.0000	11.0210	9.0700	791,195.48	651,135.30	(140,060.18)	(17.70)	6.03
BHP Billiton Limited	BHP	16,800.0000	58.4900	41.2500	946,128.96	693,000.00	(253,128.96)	(26.75)	6.41
Colex Group Limited	COL	21,822.0000	19.3540	17.8100	290,129.51	390,448.63	100,319.12	34.56	1.62
Commonwealth Bank	COM	27,369.0000	82.4179	90.3800	2,358,495.21	2,473,610.22	115,115.00	4.88	22.02
Endeavour Group Limited	EDV	7,699.0000	3.9614	7.5700	57,659.35	52,990.00	(4,669.35)	(8.09)	0.45
Harvey Norman	HNV	42,000.0000	4.9790	3.7100	209,116.47	155,926.00	(53,190.47)	(25.43)	1.44
National Australia Bank	NAB	42,400.0000	30.4898	27.3900	1,292,766.20	1,161,335.00	(131,431.20)	(10.17)	10.70
Orica Limited	ORI	1,162.0000	20.5800	15.7700	18,443.76	16,940.14	(1,503.62)	(8.16)	0.17
OZ Minerals	OZL	1,118.0000	51.2451	47.3500	52,992.09	49,355.68	(3,636.41)	(6.87)	0.18
Santos Ordinary Fully Paid Deferred Set	S32	4,899.0000	2.6800	3.9400	12,864.00	18,912.00	6,048.00	47.01	0.18
Suncorp General	SUN	17,513.0000	12.4637	10.8600	224,778.86	192,292.74	(32,486.12)	(14.45)	1.78
Telstra Corporation	TLS	154,412.0000	3.5756	3.8500	595,089.57	595,256.29	166.7172	0.03	5.52
Westpac Banking Corp	WLE	8,100.0000	4.7190	2.2100	38,151.00	17,911.00	(20,240.00)	(53.05)	0.17
Woods Limited	WLD	3,028.0000	29.7900	31.8400	98,321.60	96,894.40	(1,427.20)	(1.45)	0.90
Wentworth Limited	WES	14,923.0000	26.5213	41.9100	645,777.48	625,422.93	(20,354.55)	(3.15)	5.19
Westpac Banking Corp	WBC	21,391.0000	29.5513	19.5000	2,703,674.15	1,782,261.00	(921,413.15)	(34.08)	16.51
Woolworths Limited	WOV	10,000.0000	27.4736	35.4000	374,736.44	356,000.00	(18,736.44)	(5.00)	3.30
					<b>12,027,410.70</b>	<b>10,622,552.57</b>	<b>(1,404,858.14)</b>	<b>(11.68)</b>	<b>98.42</b>
<b>Total Investments</b>					<b>12,198,009.51</b>	<b>10,793,151.38</b>	<b>(1,404,858.14)</b>	<b>(11.52)</b>	<b>100.00</b>

Gain / Loss \$ is equal to Market value \$ less Adjusted Cost \$  
 Gain / Loss % is equal to Gain / Loss \$ divided by Adjusted Cost \$, expressed as a percentage

# Member Statement

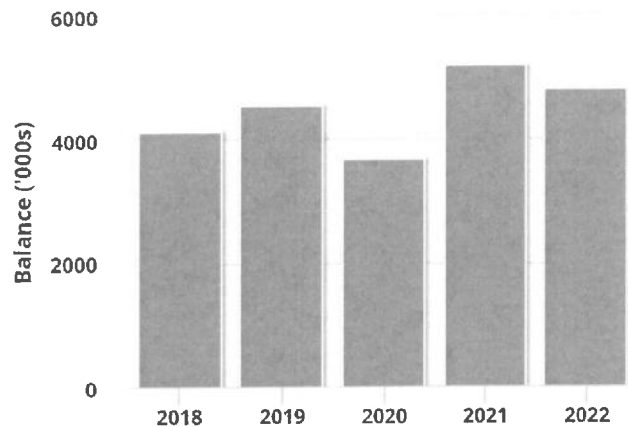
For the year ended 30 June 2022

## Member details

Mr Stephen Fong  
13 Silverdale Road  
IVANHOE VIC 3179  
AUSTRALIA

Date of Birth: 19/05/1939  
Eligible Service Date: 26/08/1999

## Your recent balance history



### YOUR OPENING BALANCE

\$5,208,346.52

(\$396,451.27)  
Balance Decrease

### YOUR CLOSING BALANCE

\$4,811,895.25

### Your Net Fund Return

(6.4744)%

## Your account at a glance

Opening Balance as at 01/07/2021

\$5,208,346.52

## What has been deducted from your account

Pension Payments During Period

\$61,626.00

**New Earnings**

**(\$334,825.27)**

**Closing Balance at 30/06/2022**

**\$4,811,895.25**

# Member Statement

For the year ended 30 June 2022

---

## Consolidated - Mr Stephen Fong

---

### ACCESS TO YOUR BENEFITS

---

Unrestricted non-preserved (Generally available to be withdrawn)	\$4,811,895.25
Restricted non-preserved (Generally available when you leave your employer)	\$0.00
Preserved (Generally available once you retire, after reaching your preservation age)	\$0.00

### YOUR TAX COMPONENTS

---

Tax Free Component	\$2,172,497.59
Taxable Component	\$2,639,397.66

### YOUR INSURANCE COVER

---

Death Benefit	\$0.00
Disability Benefit	\$0.00
Salary Continuance (Annual Insured Benefit)	\$0.00

### YOUR TOTAL SUPERANNUATION BALANCE

---

Your total superannuation balance	\$4,811,895.25
-----------------------------------	----------------

NOTE: This amount does not include any entitlements from external super funds

### INVESTMENT RETURN

---

The return on your investment for the year	(6.47)%
--	---------

# Member Statement

For the year ended 30 June 2022

---

## Accumulation Account - Mr Stephen Fong

---

### ACCOUNT SUMMARY

---

<b>Opening Balance as at 01/07/2021</b>	<b>\$3,452,917.70</b>
<b>New Earnings</b>	<b>(\$223,555.10)</b>
<b>Closing Balance at 30/06/2022</b>	<b>\$3,229,362.60</b>

### ACCESS TO YOUR BENEFITS

---

Unrestricted non-preserved (Generally available to be withdrawn)	\$3,229,362.60
Restricted non-preserved (Generally available when you leave your employer)	\$0.00
Preserved (Generally available once you retire, after reaching your preservation age)	\$0.00

### YOUR TAX COMPONENTS

---

Tax Free Component	\$1,117,011.67
Taxable Component	\$2,112,350.93



# Member Statement

For the year ended 30 June 2022

## Account Based Pension - Mr Stephen Fong

### PENSION ACCOUNT DETAILS

Member ID	00002
Pension Type	ACCOUNT
Pension Commencement Date	1/07/2007
Reversionary Pension	No

### ACCOUNT SUMMARY

<b>Opening Balance as at 01/07/2021</b>	<b>\$473,282.13</b>
<b>What has been deducted from your account</b>	
Pension Payments During Period	\$16,746.00
<b>New Earnings</b>	<b>(\$29,994.55)</b>
<b>Closing Balance at 30/06/2022</b>	<b>\$426,541.58</b>

### ACCESS TO YOUR BENEFITS

Unrestricted non-preserved (Generally available to be withdrawn)	\$426,541.58
Restricted non-preserved (Generally available when you leave your employer)	\$0.00
Preserved (Generally available once you retire, after reaching your preservation age)	\$0.00

### YOUR TAX COMPONENTS

Tax Free Component	\$186,867.87
Tax Free Proportion %	43.81%
Taxable Component	\$239,673.71

## Member Statement

For the year ended 30 June 2022

**Account Based Pension - Mr Stephen Fong****PENSION ACCOUNT DETAILS**

Member ID	00012
Pension Type	ACCOUNT
Pension Commencement Date	1/07/2013
Reversionary Pension	No

**ACCOUNT SUMMARY**

<b>Opening Balance as at 01/07/2021</b>	<b>\$1,282,146.69</b>
<b>What has been deducted from your account</b>	
Pension Payments During Period	\$44,880.00
<b>New Earnings</b>	<b>(\$81,275.62)</b>
<b>Closing Balance at 30/06/2022</b>	<b>\$1,155,991.07</b>

**ACCESS TO YOUR BENEFITS**

Unrestricted non-preserved (Generally available to be withdrawn)	\$1,155,991.07
Restricted non-preserved (Generally available when you leave your employer)	\$0.00
Preserved (Generally available once you retire, after reaching your preservation age)	\$0.00

**YOUR TAX COMPONENTS**

Tax Free Component	\$868,618.05
Tax Free Proportion %	75.14%
Taxable Component	\$287,373.02

S & J Fong Superannuation Fund

# Member Statement

For the year ended 30 June 2022

---

## YOUR BENEFICIARY(s) - Mr Stephen Fong

---

No beneficiaries have been recorded.

## FUND CONTACT DETAILS

---

### Pablo Loriente

(03) 9480 5500

PO Box 706

Burgundy Street

HEIDELBERG VIC 3084

---

# Member Statement

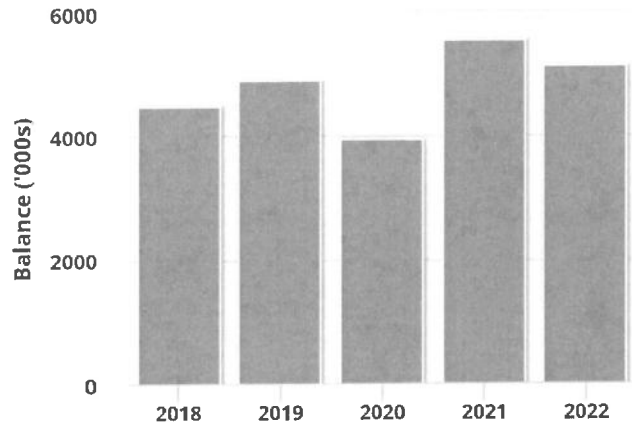
For the year ended 30 June 2022

## Member details

**Mrs Jook Fong**  
13 Silverdale Road  
IVANHOE VIC 3179  
AUSTRALIA

Date of Birth: 18/02/1938  
Eligible Service Date: 26/08/1999

## Your recent balance history



### YOUR OPENING BALANCE

\$5,565,952.56

(\$418,848.45)  
Balance Decrease

### YOUR CLOSING BALANCE

\$5,147,104.11

### Your Net Fund Return

(6.4744)%

## Your account at a glance

**Opening Balance as at 01/07/2021**

**\$5,565,952.56**

### What has been deducted from your account

Pension Payments During Period

\$60,840.00

**New Earnings**

**(\$358,008.45)**

**Closing Balance at 30/06/2022**

**\$5,147,104.11**

# Member Statement

For the year ended 30 June 2022

---

## Consolidated - Mrs Jook Fong

---

### ACCESS TO YOUR BENEFITS

---

Unrestricted non-preserved (Generally available to be withdrawn)	\$5,147,104.11
Restricted non-preserved (Generally available when you leave your employer)	\$0.00
Preserved (Generally available once you retire, after reaching your preservation age)	\$0.00

### YOUR TAX COMPONENTS

---

Tax Free Component	\$2,381,337.53
Taxable Component	\$2,765,766.58

### YOUR INSURANCE COVER

---

Death Benefit	\$0.00
Disability Benefit	\$0.00
Salary Continuance (Annual Insured Benefit)	\$0.00

### YOUR TOTAL SUPERANNUATION BALANCE

---

Your total superannuation balance	\$5,147,104.11
-----------------------------------	----------------

NOTE: This amount does not include any entitlements from external super funds

### INVESTMENT RETURN

---

The return on your investment for the year	(6.47)%
--	---------

# Member Statement

For the year ended 30 June 2022

---

## Accumulation Account - Mrs Jook Fong

---

### ACCOUNT SUMMARY

---

<b>Opening Balance as at 01/07/2021</b>	<b>\$3,828,078.76</b>
<b>New Earnings</b>	<b>(\$247,844.46)</b>
<b>Closing Balance at 30/06/2022</b>	<b>\$3,580,234.30</b>

---

### ACCESS TO YOUR BENEFITS

---

Unrestricted non-preserved (Generally available to be withdrawn)	\$3,580,234.30
Restricted non-preserved (Generally available when you leave your employer)	\$0.00
Preserved (Generally available once you retire, after reaching your preservation age)	\$0.00

---

### YOUR TAX COMPONENTS

---

Tax Free Component	\$1,287,489.82
Taxable Component	\$2,292,744.48

---

## Member Statement

For the year ended 30 June 2022

## Account Based Pension - Mrs Jook Fong

## PENSION ACCOUNT DETAILS

Member ID	00009
Pension Type	ACCOUNT
Pension Commencement Date	1/07/2007
Reversionary Pension	No

## ACCOUNT SUMMARY

<b>Opening Balance as at 01/07/2021</b>	<b>\$596,576.71</b>
<b>What has been deducted from your account</b>	
Pension Payments During Period	\$20,890.00
<b>New Earnings</b>	<b>(\$37,816.87)</b>
<b>Closing Balance at 30/06/2022</b>	<b>\$537,869.84</b>

## ACCESS TO YOUR BENEFITS

Unrestricted non-preserved (Generally available to be withdrawn)	\$537,869.84
Restricted non-preserved (Generally available when you leave your employer)	\$0.00
Preserved (Generally available once you retire, after reaching your preservation age)	\$0.00

## YOUR TAX COMPONENTS

Tax Free Component	\$245,107.29
Tax Free Proportion %	45.57%
Taxable Component	\$292,762.55

## Member Statement

For the year ended 30 June 2022

## Account Based Pension - Mrs Jook Fong

## PENSION ACCOUNT DETAILS

Member ID	00013
Pension Type	ACCOUNT
Pension Commencement Date	1/07/2013
Reversionary Pension	No

## ACCOUNT SUMMARY

<b>Opening Balance as at 01/07/2021</b>	<b>\$1,141,297.09</b>
<b>What has been deducted from your account</b>	
Pension Payments During Period	\$39,950.00
<b>New Earnings</b>	<b>(\$72,347.12)</b>
<b>Closing Balance at 30/06/2022</b>	<b>\$1,028,999.97</b>

## ACCESS TO YOUR BENEFITS

Unrestricted non-preserved (Generally available to be withdrawn)	\$1,028,999.97
Restricted non-preserved (Generally available when you leave your employer)	\$0.00
Preserved (Generally available once you retire, after reaching your preservation age)	\$0.00

## YOUR TAX COMPONENTS

Tax Free Component	\$848,740.42
Tax Free Proportion %	82.48%
Taxable Component	\$180,259.55



S & J Fong Superannuation Fund

# Member Statement

For the year ended 30 June 2022

---

## **YOUR BENEFICIARY(s) - Mrs Jook Fong**

---

No beneficiaries have been recorded.

## **FUND CONTACT DETAILS**

---

### **Pablo Loriente**

(03) 9480 5500

PO Box 706

Burgundy Street

HEIDELBERG VIC 3084

---

# Member Statement

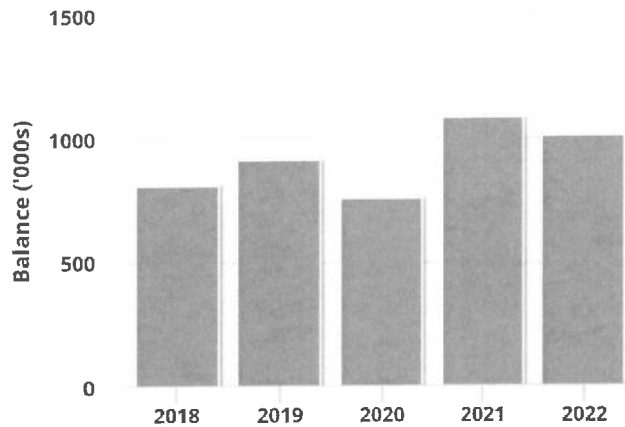
For the year ended 30 June 2022

## Member details

Mr David Fong  
13 Silverdale Road  
IVANHOE VIC 3179  
AUSTRALIA

Date of Birth: 15/07/1971  
Eligible Service Date: 26/08/1999

## Your recent balance history



### YOUR OPENING BALANCE

\$1,082,791.25

(\$70,104.05)  
Balance Decrease

### YOUR CLOSING BALANCE

\$1,012,687.20

### Your Net Fund Return

(6.4744)%

## Your account at a glance

Opening Balance as at 01/07/2021	\$1,082,791.25
New Earnings	(\$70,104.05)
Closing Balance at 30/06/2022	\$1,012,687.20

# Member Statement

For the year ended 30 June 2022

---

## Consolidated - Mr David Fong

---

### ACCESS TO YOUR BENEFITS

---

Unrestricted non-preserved (Generally available to be withdrawn)	\$0.00
Restricted non-preserved (Generally available when you leave your employer)	\$0.00
Preserved (Generally available once you retire, after reaching your preservation age)	\$1,012,687.20

### YOUR TAX COMPONENTS

---

Tax Free Component	\$402,383.00
Taxable Component	\$610,304.20

### YOUR INSURANCE COVER

---

Death Benefit	\$0.00
Disability Benefit	\$0.00
Salary Continuance (Annual Insured Benefit)	\$0.00

### YOUR TOTAL SUPERANNUATION BALANCE

---

Your total superannuation balance	\$1,012,687.20
-----------------------------------	----------------

NOTE: This amount does not include any entitlements from external super funds

### INVESTMENT RETURN

---

The return on your investment for the year	(6.47)%
--	---------

# Member Statement

For the year ended 30 June 2022

---

## Accumulation Account - Mr David Fong

---

### ACCOUNT SUMMARY

---

<b>Opening Balance as at 01/07/2021</b>	<b>\$1,082,791.25</b>
<b>New Earnings</b>	<b>(\$70,104.05)</b>
<b>Closing Balance at 30/06/2022</b>	<b>\$1,012,687.20</b>

---

### ACCESS TO YOUR BENEFITS

---

Unrestricted non-preserved (Generally available to be withdrawn)	\$0.00
Restricted non-preserved (Generally available when you leave your employer)	\$0.00
Preserved (Generally available once you retire, after reaching your preservation age)	\$1,012,687.20

---

### YOUR TAX COMPONENTS

---

Tax Free Component	\$402,383.00
Taxable Component	\$610,304.20

---

S & J Fong Superannuation Fund

# Member Statement

For the year ended 30 June 2022

---

## YOUR BENEFICIARY(s) - Mr David Fong

---

**Legal Personal Representative** 100.00%

**Non-Binding**

Email:

Phone:

## FUND CONTACT DETAILS

---

**Pablo Loriente**

(03) 9480 5500

PO Box 706

Burgundy Street

HEIDELBERG VIC 3084

---