

---

# BLONDE JACKO SUPERANNUATION FUND

## Reports

### Table of Contents

---

#### Report Name

Fund Details Report

Trial Balance

General Ledger Audit Trail Report

Bank Account Movement Report

Investment Summary Report

Investment Movement and Returns Report

Investment Allocation

Foreign Cash Reconciliation

Statement of Taxable Income Report

Foreign Income and Expenses Worksheet

Tax Accounting Reconciliation

Realised Capital Gains Report

Unrealised Capital Gains Report

# BLONDE JACKO SUPERANNUATION FUND

## Fund Details Report

### Fund Details

Fund Start Date	27 June 2011
Fund Code	BLONDEJ
Name	BLONDE JACKO SUPERANNUATION FUND
Previous Name	
Legal Type	SMSF
Is Resident	True
ABN	94 094 736 891
TFN	927414118
SFN	
RSE Registration Number	
RSE Effective Date	

### Fund Contact Details

Phone	
Fax	
Email	
URL	
Use Physical Address for Mailing	False
<b>Physical Address</b>	
Line 1	28 Monserra Road
Line 2	
Line 3	
Suburb	ALLAMBIE HEIGHTS
State	NSW
Postcode	2100
Validate Address	False
<b>Mailing Address</b>	
Addressee	
Line 1	Suite 201
Line 2	30 Fisher Road
Line 3	
Suburb	DEE WHY
State	NSW
Postcode	2099
Validate Address	False

### Trust Deeds

<b>Deed Date</b>	27 June 2011	<b>Date Printed</b>	
<b>Jurisdiction</b>	NSW	<b>Deed Type</b>	Establishment
<b>Trustee Name</b>	John Angelo & Gail Angelo		
<b>Deed Source</b>	Not Supplied		
<b>Comments</b>			

---

# BLONDE JACKO SUPERANNUATION FUND

## Fund Details Report

---

### Fund Investment Returns

Financial Year	Rate Of Return
2021	Not Recorded
2020	Not Recorded
2019	Not Recorded
2018	Not Recorded
2017	Not Recorded
2016	Not Recorded
2015	Not Recorded
2014	Not Recorded
2013	Not Recorded
2012	Not Recorded
2011	Not Recorded

### Fund Settings

Annual Return Address Default Fund

#### Fund Policy

Fund Policy Start Date

Fund Policy End Date

#### GST

GST Status Non-Registered

GST Status Date

GST Tax Period

#### Pensions

Segregate for Pension Purposes

Pension Exempt % (Actuarial)

Pension Exempt % (Expenses)

#### Tax Effect Accounting

Use Tax Effect Accounting False

Capital Loss Provision % 0.00%

Income Loss Provision % 0.00%

Unrealised Gains Provision % 0.00%

---

### Bank Accounts

Code and Description	682 - Cash at Bank 10960368
Account Type	Bank Account
BSB	067-167
Account Number	10960368
Account Name	John Angelo & Gail Angelo ATF BLONDE JACKO SUPERANNUATION FUND
Operational Account	True
Holding Reference Type	
Holding Reference	
In-House Asset	False

---

---

# BLONDE JACKO SUPERANNUATION FUND

## Fund Details Report

---

### Investment Accounts

---

**Code and Description** **AGL - AGL Energy Limited**

Holding Reference Type

Holding Reference

Security Issue Code AGL

Market Type Code LM

Unlisted Security Type Code

In-House Asset False

---

**Code and Description** **AMP - AMP Limited**

Holding Reference Type

Holding Reference

Security Issue Code AMP

Market Type Code LM

Unlisted Security Type Code

In-House Asset False

---

**Code and Description** **ANZ - Australia And New Zealand Banking Group Limited**

Holding Reference Type

Holding Reference

Security Issue Code ANZ

Market Type Code LM

Unlisted Security Type Code

In-House Asset False

---

**Code and Description** **CYB - Cybg PLC - Cdi 1:1 Foreign Exempt Lse**

Holding Reference Type

Holding Reference

Security Issue Code CYB

Market Type Code LM

Unlisted Security Type Code

In-House Asset False

---

**Code and Description** **ILU - Iluka Resources Limited**

Holding Reference Type

Holding Reference

Security Issue Code ILU

Market Type Code LM

Unlisted Security Type Code

In-House Asset False

---

**Code and Description** **MGG - Magellan Global Trust - Ordinary Units Fully Paid**

Holding Reference Type

Holding Reference

Security Issue Code MGG

Market Type Code LM

Unlisted Security Type Code

In-House Asset False

---

**Code and Description** **MHH - Magellan High Conviction Trust - Ordinary Units Fully Paid**

---

# BLONDE JACKO SUPERANNUATION FUND

## Fund Details Report

---

Holding Reference Type	
Holding Reference	
Security Issue Code	MHH
Market Type Code	LM
Unlisted Security Type Code	
In-House Asset	False
<b>Code and Description</b>	<b>NAB - National Australia Bank Limited</b>
Holding Reference Type	
Holding Reference	
Security Issue Code	NAB
Market Type Code	LM
Unlisted Security Type Code	
In-House Asset	False
<b>Code and Description</b>	<b>NCM - Newcrest Mining Limited</b>
Holding Reference Type	
Holding Reference	
Security Issue Code	NCM
Market Type Code	LM
Unlisted Security Type Code	
In-House Asset	False
<b>Code and Description</b>	<b>QBE - QBE Insurance Group Limited</b>
Holding Reference Type	
Holding Reference	
Security Issue Code	QBE
Market Type Code	LM
Unlisted Security Type Code	
In-House Asset	False
<b>Code and Description</b>	<b>SYD - Sydney Airport - Fully Paid Stapled Securities</b>
Holding Reference Type	
Holding Reference	
Security Issue Code	SYD
Market Type Code	LM
Unlisted Security Type Code	
In-House Asset	False
<b>Code and Description</b>	<b>TLS - Telstra Corporation Limited</b>
Holding Reference Type	
Holding Reference	
Security Issue Code	TLS
Market Type Code	LM
Unlisted Security Type Code	
In-House Asset	False
<b>Code and Description</b>	<b>VUK - Virgin Money Uk PLC - Cdi 1:1 Foreign Exempt Lse</b>
Holding Reference Type	
Holding Reference	
Security Issue Code	VUK
Market Type Code	LM
Unlisted Security Type Code	
In-House Asset	False

---

---

# BLONDE JACKO SUPERANNUATION FUND

## Fund Details Report

---

<b>Code and Description</b>	<b>WBC - Westpac Banking Corporation</b>
Holding Reference Type	
Holding Reference	
Security Issue Code	WBC
Market Type Code	LM
Unlisted Security Type Code	
In-House Asset	False

---

<b>Code and Description</b>	<b>WOW - Woolworths Group Limited</b>
Holding Reference Type	
Holding Reference	
Security Issue Code	WOW
Market Type Code	LM
Unlisted Security Type Code	
In-House Asset	False

---

### Custom Holding Accounts

<b>Code and Description</b>	<b>payable - Other Payable</b>
Holding Reference Type	
Holding Reference	
Unrealised Tax Provision %	
Unrealised Tax Provision Default?	
In-House Asset	False
GL Investment Classification	Liabilities.SundryLiabilities
Tax Return Classification	NotDefined
Capital Gain Classification	NonCGTAsset
Market Type	NI

---

---

# BLONDE JACKO SUPERANNUATION FUND

## Fund Details Report

---

### Member Details

<b>Member Number</b>	<b>1</b>
Title	MR
First Name	John
Middle Names	William
Family Name	Angelo
Gender	Male
Date of Birth	11 February 1954
Date of Death	
Preferred Salutation	
Preferred Name	
<b>Contact Details</b>	
Preferred Voice Contact	
Preferred Written Contact	
Home Phone	
Work Phone	
Mobile	
Fax	
Direct	
Email	
Use Physical Address for Mailing	True
<b>Physical Address</b>	
Line 1	28 Monserra Road
Line 2	
Line 3	
Suburb	ALLAMBIE HEIGHTS
State	NSW
Postcode	2100
Validate Address	False
<b>Member Details</b>	
Join Fund Date	27 June 2011
Leave Fund Date	
ESP Start Date	27 June 2011
Australian Resident	True
TFN	124551036
Claim Tax Free Threshold	True
Death Sum Insured	0.00
TPD Sum Insured	0.00
Salary Continuance Sum Insured	0.00

---

<b>Member Number</b>	<b>2</b>
Title	MRS
First Name	Gail
Middle Names	
Family Name	Angelo
Gender	Female
Date of Birth	26 September 1952
Date of Death	
Preferred Salutation	
Preferred Name	

---

# BLONDE JACKO SUPERANNUATION FUND

## Fund Details Report

---

### Contact Details

Preferred Voice Contact

Preferred Written Contact

Home Phone

Work Phone

Mobile

Fax

Direct

Email

Use Physical Address for Mailing            True

### Physical Address

Line 1    28 Monserra Road

Line 2

Line 3

Suburb                                         ALLAMBIE HEIGHTS

State    NSW

Postcode                                      2100

Validate Address                            False

### Member Details

Join Fund Date                              27 November 2011

Leave Fund Date

ESP Start Date                              27 November 2011

Australian Resident                        True

TFN    143735313

Claim Tax Free Threshold                True

Death Sum Insured                        0.00

TPD Sum Insured                          0.00

Salary Continuance Sum Insured        0.00

---



---

**BLONDE JACKO SUPERANNUATION FUND**

**Fund Details Report**

---

## BLONDE JACKO SUPERANNUATION FUND

Detailed Trial Balance as at 30 June 2020

Prior Year		Description	Current Year		
Debits	Credits		Quantity	Debits	Credits
<b>INCOME</b>					
-	1,527.93	Contributions - Member - Personal Non-Concessional Mr John Angelo		-	-
-	-	Contributions - Government Co-Contributions Mr John Angelo		-	500.00
-	750.00	Distributions - Stapled Securities Sydney Airport - Fully Paid Stapled Securities		-	780.00
-	300.00	Distributions - Units In Listed Unit Trusts Magellan Global Trust - Ordinary Units Fully Paid		-	335.61
-	-	Magellan High Conviction Trust - Ordinary Units Fully Paid		-	750.02
-	3,074.29	Dividends - Shares in Listed Companies Australia And New Zealand Banking Group Limited		-	3,110.70
-	8,540.87	National Australia Bank Limited		-	7,717.81
-	600.29	QBE Insurance Group Limited		-	619.00
-	3,023.65	Telstra Corporation Limited		-	2,691.20
-	5,832.03	Westpac Banking Corporation		-	1,771.43
-	2,012.69	AGL Energy Limited		-	2,001.91
-	1,169.46	AMP Limited		-	-
-	414.29	Iluka Resources Limited		-	185.72
-	374.33	Newcrest Mining Limited		-	486.67
-	750.00	Woolworths Group Limited		-	735.71
-	35.97	Foreign Income - Foreign Dividend - Shares in Listed Companies Cybg PLC - Cdi 1:1 Foreign Exempt Lse		-	-

## BLONDE JACKO SUPERANNUATION FUND

Detailed Trial Balance as at 30 June 2020

Prior Year		Description	Current Year		
Debits	Credits		Quantity	Debits	Credits
-	546.84	Interest - Cash At Bank Cash at Bank 10960368		-	63.31
-	32.12	ATO Interest Payments		-	-
<b>EXPENSE</b>					
1,397.00	-	Accountancy Fee		737.00	-
495.00	-	Auditor Fee		275.00	-
518.00	-	SMSF Supervisory Levy		259.00	-
Decrease in Market Value - Shares in Listed Companies					
-	65.02	Australia And New Zealand Banking Group Limited		14,115.34	-
1,665.10	-	National Australia Bank Limited		28,819.99	-
-	2,090.00	QBE Insurance Group Limited		2,970.00	-
-	13,942.63	Telstra Corporation Limited		8,605.49	-
1,115.12	-	Westpac Banking Corporation		16,495.95	-
3,150.53	-	AGL Energy Limited		4,045.83	-
9,673.02	-	AMP Limited		1,787.96	-
1,427.66	-	Cybg PLC - Cdi 1:1 Foreign Exempt Lse		-	381.14
410.00	-	Iluka Resources Limited		2,230.00	-
-	10,536.77	Newcrest Mining Limited		460.49	-
-	-	Virgin Money Uk PLC - Cdi 1:1 Foreign Exempt Lse		1,521.33	-
-	1,355.00	Woolworths Group Limited		-	2,025.00
Decrease in Market Value - Stapled Securities					
-	1,760.00	Sydney Airport - Fully Paid Stapled Securities		4,740.00	-

# BLONDE JACKO SUPERANNUATION FUND

Detailed Trial Balance as at 30 June 2020

Prior Year		Description	Current Year		
Debits	Credits		Quantity	Debits	Credits
		Decrease in Market Value - Units In Listed Unit Trusts			
79.95	-	Magellan Global Trust - Ordinary Units Fully Paid		423.11	-
-	-	Magellan High Conviction Trust - Ordinary Units Fully Paid		-	128.38
<hr/>					
		<b>INCOME TAX</b>			
3,711.45	-	Income Tax Expense		2,833.50	-
<hr/>					
		<b>PROFIT &amp; LOSS CLEARING ACCOUNT</b>			
35,091.35	-	Profit & Loss Clearing Account		-	66,036.38
<hr/>					
		<b>ASSETS</b>			
		Shares in Listed Companies			
39,663.26	-	Australia And New Zealand Banking Group Limited	1,493.0000	27,829.52	-
85,584.16	-	National Australia Bank Limited	3,412.0000	62,166.64	-
11,830.00	-	QBE Insurance Group Limited	1,000.0000	8,860.00	-
44,829.40	-	Telstra Corporation Limited	12,175.0000	38,107.75	-
43,958.00	-	Westpac Banking Corporation	1,599.0000	28,702.05	-
26,493.24	-	AGL Energy Limited	1,404.0000	23,938.20	-
14,303.64	-	AMP Limited	6,747.0000	12,515.68	-
2,209.32	-	Cybg PLC - Cdi 1:1 Foreign Exempt Lse		-	-
10,770.00	-	Iluka Resources Limited	1,000.0000	8,540.00	-
33,100.20	-	Newcrest Mining Limited	1,046.0000	32,980.38	-
-	-	Virgin Money Uk PLC - Cdi 1:1 Foreign Exempt Lse	646.0000	1,069.13	-
16,615.00	-	Woolworths Group Limited	500.0000	18,640.00	-
<hr/>					
		Stapled Securities			
16,080.00	-	Sydney Airport - Fully Paid Stapled Securities	2,000.0000	11,340.00	-

## BLONDE JACKO SUPERANNUATION FUND

Detailed Trial Balance as at 30 June 2020

Prior Year		Description	Current Year		
Debits	Credits		Quantity	Debits	Credits
		Units In Listed Unit Trusts			
17,850.00	-	Magellan Global Trust - Ordinary Units Fully Paid	10,351.0000	18,062.50	-
-	-	Magellan High Conviction Trust - Ordinary Units Fully Paid	36,091.0000	50,527.40	-
		Cash At Bank			
57,422.17	-	Cash at Bank 10960368		13,903.51	-
		Receivables - Investment Income Receivable - Distributions			
300.00	-	Magellan Global Trust - Ordinary Units Fully Paid		-	-
		Current Tax Assets			
-	3,711.45	Provision for Income Tax		-	2,833.50
		Current Tax Assets - Withholding Credits - Units In Listed Unit Trusts			
-	-	Magellan High Conviction Trust - Ordinary Units Fully Paid		352.00	-
		Current Tax Assets - Franking Credits - Shares in Listed Companies			
922.29	-	Australia And New Zealand Banking Group Limited		829.10	-
2,562.26	-	National Australia Bank Limited		2,315.34	-
100.29	-	QBE Insurance Group Limited		99.00	-
907.10	-	Telstra Corporation Limited		807.36	-
1,749.61	-	Westpac Banking Corporation		531.43	-
513.88	-	AGL Energy Limited		511.12	-
244.48	-	AMP Limited		-	-
124.29	-	Iluka Resources Limited		55.72	-
112.30	-	Newcrest Mining Limited		146.00	-
225.00	-	Woolworths Group Limited		220.71	-

### LIABILITIES

## BLONDE JACKO SUPERANNUATION FUND

Detailed Trial Balance as at 30 June 2020

Prior Year		Description	Current Year		
Debits	Credits		Quantity	Debits	Credits
-	-	Sundry Liabilities Other Payable		-	394.98
-	-	Mr John Angelo		-	1,100.00
<b>MEMBER ENTITLEMENTS</b>					
-	424,758.44	Mr John Angelo Accumulation		-	358,722.06
487,204.07	487,204.07			453,370.53	453,370.53

**BLONDE JACKO SUPERANNUATION FUND****General Ledger Audit Trail**

For the period from 1 July 2019 to 30 June 2020

Processed Date & User	Date	Description	State	Amount	
<b>Income</b>					
<b>Investment Gains · Disposal Suspense · Shares in Listed Companies · Cybg PLC - Cdi 1:1 Foreign Exempt Lse</b>					
11/05/2020	Corporate Actions Wizard	15/11/2019	CYB to VUK	Accounted	2,590.46 Cr
17/05/2021	li@armstrongadvisory.com.au	15/11/2019	CYB to VUK	Accounted	2,590.46 Dr
<b>Investment Income · Distributions · Stapled Securities · Sydney Airport - Fully Paid Stapled Securities</b>					
14/02/2020	Income Announcement	1/07/2019	SYD DRP NIL DISCOUNT	Accounted	390.00 Cr
11/05/2021	li@armstrongadvisory.com.au	14/02/2020	FEB20-00855115 SYD DISTRIBUTION	Accounted	390.00 Cr
<b>Investment Income · Distributions · Units In Listed Unit Trusts · Magellan Global Trust - Ordinary Units Fully Paid</b>					
11/05/2021	li@armstrongadvisory.com.au	3/01/2020	Investment Income	Accounted	335.61 Cr
<b>Investment Income · Distributions · Units In Listed Unit Trusts · Magellan High Conviction Trust - Ordinary Units Fully P</b>					
11/05/2021	li@armstrongadvisory.com.au	3/01/2020	Investment Income	Accounted	750.02 Cr
<b>Investment Income · Dividends · Shares in Listed Companies · Australia And New Zealand Banking Group Limited</b>					
11/05/2021	li@armstrongadvisory.com.au	1/07/2019	Investment Income	Accounted	1,606.86 Cr
11/05/2021	li@armstrongadvisory.com.au	18/12/2019	Investment Income	Accounted	1,503.84 Cr
<b>Investment Income · Dividends · Shares in Listed Companies · National Australia Bank Limited</b>					
11/05/2021	li@armstrongadvisory.com.au	3/07/2019	Investment Income	Accounted	3,797.84 Cr
11/05/2021	li@armstrongadvisory.com.au	12/12/2019	Investment Income	Accounted	3,919.97 Cr
<b>Investment Income · Dividends · Shares in Listed Companies · QBE Insurance Group Limited</b>					
10/05/2021	li@armstrongadvisory.com.au	4/10/2019	19FPA-00849123 QBE DIVIDEND	Accounted	314.29 Cr
10/05/2021	li@armstrongadvisory.com.au	9/04/2020	FPA20-00844128 QBE DIVIDEND	Accounted	304.71 Cr
<b>Investment Income · Dividends · Shares in Listed Companies · Telstra Corporation Limited</b>					
11/05/2021	li@armstrongadvisory.com.au	26/09/2019	Investment Income	Accounted	1,330.74 Cr
11/05/2021	li@armstrongadvisory.com.au	27/03/2020	Investment Income	Accounted	1,360.46 Cr
<b>Investment Income · Dividends · Shares in Listed Companies · Westpac Banking Corporation</b>					
11/05/2021	li@armstrongadvisory.com.au	20/12/2019	Investment Income	Accounted	1,771.43 Cr
<b>Investment Income · Dividends · Shares in Listed Companies · AGL Energy Limited</b>					
11/05/2021	li@armstrongadvisory.com.au	22/09/2019	Investment Income	Accounted	1,137.88 Cr
11/05/2021	li@armstrongadvisory.com.au	27/03/2020	Investment Income	Accounted	864.03 Cr
<b>Investment Income · Dividends · Shares in Listed Companies · Iluka Resources Limited</b>					
10/05/2021	li@armstrongadvisory.com.au	2/10/2019	OCT19-00810780 ILUKA RESOURCES	Accounted	71.43 Cr
10/05/2021	li@armstrongadvisory.com.au	2/04/2020	APR20-00810452 ILUKA RESOURCES	Accounted	114.29 Cr
<b>Investment Income · Dividends · Shares in Listed Companies · Newcrest Mining Limited</b>					
11/05/2021	li@armstrongadvisory.com.au	26/09/2019	Investment Income	Accounted	317.64 Cr

# BLONDE JACKO SUPERANNUATION FUND

## General Ledger Audit Trail

For the period from 1 July 2019 to 30 June 2020

Processed Date & User	Date	Description	State	Amount
-----------------------	------	-------------	-------	--------

### Income

#### Investment Income · Dividends · Shares in Listed Companies · Newcrest Mining Limited

11/05/2021	li@armstrongadvisory.com.au	27/03/2020	Investment Income	Accounted	169.03	Cr
------------	-----------------------------	------------	-------------------	-----------	--------	----

#### Investment Income · Dividends · Shares in Listed Companies · Woolworths Group Limited

17/05/2021	li@armstrongadvisory.com.au	30/09/2019	001233822001 WOW FNL DIV	Accounted	407.14	Cr
------------	-----------------------------	------------	--------------------------	-----------	--------	----

10/05/2021	li@armstrongadvisory.com.au	9/04/2020	001240583076 WOW ITM DIV	Accounted	328.57	Cr
------------	-----------------------------	-----------	--------------------------	-----------	--------	----

#### Investment Income · Interest · Cash At Bank · Cash at Bank 10960368

2/07/2019	Auto Transaction Rules	1/07/2019	DEPOSIT INTEREST	Accounted	27.80	Cr
-----------	------------------------	-----------	------------------	-----------	-------	----

3/08/2019	Auto Transaction Rules	1/08/2019	DEPOSIT INTEREST	Accounted	18.42	Cr
-----------	------------------------	-----------	------------------	-----------	-------	----

2/09/2019	Auto Transaction Rules	1/09/2019	DEPOSIT INTEREST	Accounted	9.80	Cr
-----------	------------------------	-----------	------------------	-----------	------	----

2/10/2019	Auto Transaction Rules	1/10/2019	DEPOSIT INTEREST	Accounted	7.29	Cr
-----------	------------------------	-----------	------------------	-----------	------	----

#### Member Receipts · Contributions · Government Co-Contributions · Mr John Angelo

11/05/2021	li@armstrongadvisory.com.au	11/06/2020	ATO001000012755511 ATO	Accounted	500.00	Cr
------------	-----------------------------	------------	------------------------	-----------	--------	----

### Expenses

#### Investment Losses · Decrease in Market Value · Shares in Listed Companies · Australia And New Zealand Banking Gro

17/05/2021	li@armstrongadvisory.com.au	30/06/2020	Market Value Adjustment	Accounted	14,115.34	Dr
------------	-----------------------------	------------	-------------------------	-----------	-----------	----

#### Investment Losses · Decrease in Market Value · Shares in Listed Companies · National Australia Bank Limited

17/05/2021	li@armstrongadvisory.com.au	30/06/2020	Market Value Adjustment	Accounted	28,819.99	Dr
------------	-----------------------------	------------	-------------------------	-----------	-----------	----

#### Investment Losses · Decrease in Market Value · Shares in Listed Companies · QBE Insurance Group Limited

17/05/2021	li@armstrongadvisory.com.au	30/06/2020	Market Value Adjustment	Accounted	2,970.00	Dr
------------	-----------------------------	------------	-------------------------	-----------	----------	----

#### Investment Losses · Decrease in Market Value · Shares in Listed Companies · Telstra Corporation Limited

17/05/2021	li@armstrongadvisory.com.au	30/06/2020	Market Value Adjustment	Accounted	8,605.49	Dr
------------	-----------------------------	------------	-------------------------	-----------	----------	----

#### Investment Losses · Decrease in Market Value · Shares in Listed Companies · Westpac Banking Corporation

17/05/2021	li@armstrongadvisory.com.au	30/06/2020	Market Value Adjustment	Accounted	16,495.95	Dr
------------	-----------------------------	------------	-------------------------	-----------	-----------	----

#### Investment Losses · Decrease in Market Value · Shares in Listed Companies · AGL Energy Limited

17/05/2021	li@armstrongadvisory.com.au	30/06/2020	Market Value Adjustment	Accounted	4,045.83	Dr
------------	-----------------------------	------------	-------------------------	-----------	----------	----

#### Investment Losses · Decrease in Market Value · Shares in Listed Companies · AMP Limited

17/05/2021	li@armstrongadvisory.com.au	30/06/2020	Market Value Adjustment	Accounted	1,787.96	Dr
------------	-----------------------------	------------	-------------------------	-----------	----------	----

#### Investment Losses · Decrease in Market Value · Shares in Listed Companies · Cybg PLC - Cdi 1:1 Foreign Exempt Lse

17/05/2021	li@armstrongadvisory.com.au	30/06/2020	Market Value Adjustment	Accounted	381.14	Cr
------------	-----------------------------	------------	-------------------------	-----------	--------	----

#### Investment Losses · Decrease in Market Value · Shares in Listed Companies · Iluka Resources Limited

17/05/2021	li@armstrongadvisory.com.au	30/06/2020	Market Value Adjustment	Accounted	2,230.00	Dr
------------	-----------------------------	------------	-------------------------	-----------	----------	----

#### Investment Losses · Decrease in Market Value · Shares in Listed Companies · Newcrest Mining Limited

17/05/2021	li@armstrongadvisory.com.au	30/06/2020	Market Value Adjustment	Accounted	460.49	Dr
------------	-----------------------------	------------	-------------------------	-----------	--------	----



# BLONDE JACKO SUPERANNUATION FUND

## General Ledger Audit Trail

For the period from 1 July 2019 to 30 June 2020

Processed Date & User	Date	Description	State	Amount
-----------------------	------	-------------	-------	--------

### Expenses

#### Investment Losses · Decrease in Market Value · Shares in Listed Companies · Virgin Money Uk PLC - Cdi 1:1 Foreign Ex

17/05/2021	li@armstrongadvisory.com.au	30/06/2020	Market Value Adjustment	Accounted	1,521.33	Dr
------------	-----------------------------	------------	-------------------------	-----------	----------	----

#### Investment Losses · Decrease in Market Value · Shares in Listed Companies · Woolworths Group Limited

17/05/2021	li@armstrongadvisory.com.au	30/06/2020	Market Value Adjustment	Accounted	2,025.00	Cr
------------	-----------------------------	------------	-------------------------	-----------	----------	----

#### Investment Losses · Decrease in Market Value · Stapled Securities · Sydney Airport - Fully Paid Stapled Securities

17/05/2021	li@armstrongadvisory.com.au	30/06/2020	Market Value Adjustment	Accounted	4,740.00	Dr
------------	-----------------------------	------------	-------------------------	-----------	----------	----

#### Investment Losses · Decrease in Market Value · Units In Listed Unit Trusts · Magellan Global Trust - Ordinary Units Fully

17/05/2021	li@armstrongadvisory.com.au	30/06/2020	Market Value Adjustment	Accounted	423.11	Dr
------------	-----------------------------	------------	-------------------------	-----------	--------	----

#### Investment Losses · Decrease in Market Value · Units In Listed Unit Trusts · Magellan High Conviction Trust - Ordinary I

17/05/2021	li@armstrongadvisory.com.au	30/06/2020	Market Value Adjustment	Accounted	128.38	Cr
------------	-----------------------------	------------	-------------------------	-----------	--------	----

#### Other Expenses · Accountancy Fee

11/05/2021	li@armstrongadvisory.com.au	26/05/2020	Transfer to other BLONDEJ	Accounted	737.00	Dr
------------	-----------------------------	------------	---------------------------	-----------	--------	----

#### Other Expenses · Auditor Fee

11/05/2021	li@armstrongadvisory.com.au	26/05/2020	Transfer to other BLONDEJ	Accounted	275.00	Dr
------------	-----------------------------	------------	---------------------------	-----------	--------	----

#### Other Expenses · SMSF Supervisory Levy

10/05/2021	li@armstrongadvisory.com.au	27/05/2020	ATO006000012218638 ATO	Accounted	259.00	Dr
------------	-----------------------------	------------	------------------------	-----------	--------	----

### Income Tax

#### Income Tax Expense · Income Tax Expense

17/05/2021	li@armstrongadvisory.com.au	30/06/2020	Fund Income Tax	Accounted	2,833.50	Dr
------------	-----------------------------	------------	-----------------	-----------	----------	----

### Assets

#### Investments · Shares in Listed Companies · Australia And New Zealand Banking Group Limited

11/05/2021	li@armstrongadvisory.com.au	1/07/2019	Investment Income	Accounted	1,124.80	Dr
------------	-----------------------------	-----------	-------------------	-----------	----------	----

11/05/2021	li@armstrongadvisory.com.au	18/12/2019	Investment Income	Accounted	1,156.80	Dr
------------	-----------------------------	------------	-------------------	-----------	----------	----

17/05/2021	li@armstrongadvisory.com.au	30/06/2020	Market Value Adjustment	Accounted	14,115.34	Cr
------------	-----------------------------	------------	-------------------------	-----------	-----------	----

#### Investments · Shares in Listed Companies · National Australia Bank Limited

11/05/2021	li@armstrongadvisory.com.au	3/07/2019	Investment Income	Accounted	2,658.49	Dr
------------	-----------------------------	-----------	-------------------	-----------	----------	----

11/05/2021	li@armstrongadvisory.com.au	12/12/2019	Investment Income	Accounted	2,743.98	Dr
------------	-----------------------------	------------	-------------------	-----------	----------	----

17/05/2021	li@armstrongadvisory.com.au	30/06/2020	Market Value Adjustment	Accounted	28,819.99	Cr
------------	-----------------------------	------------	-------------------------	-----------	-----------	----

#### Investments · Shares in Listed Companies · QBE Insurance Group Limited

17/05/2021	li@armstrongadvisory.com.au	30/06/2020	Market Value Adjustment	Accounted	2,970.00	Cr
------------	-----------------------------	------------	-------------------------	-----------	----------	----

#### Investments · Shares in Listed Companies · Telstra Corporation Limited

# BLONDE JACKO SUPERANNUATION FUND

## General Ledger Audit Trail

For the period from 1 July 2019 to 30 June 2020

Processed Date & User	Date	Description	State	Amount
<b>Assets</b>				
<b>Investments · Shares in Listed Companies · Telstra Corporation Limited</b>				
11/05/2021	li@armstrongadvisory.com.au	26/09/2019	Investment Income	Accounted 931.52 Dr
11/05/2021	li@armstrongadvisory.com.au	27/03/2020	Investment Income	Accounted 952.32 Dr
17/05/2021	li@armstrongadvisory.com.au	30/06/2020	Market Value Adjustment	Accounted 8,605.49 Cr
<b>Investments · Shares in Listed Companies · Westpac Banking Corporation</b>				
11/05/2021	li@armstrongadvisory.com.au	20/12/2019	Investment Income	Accounted 1,240.00 Dr
17/05/2021	li@armstrongadvisory.com.au	30/06/2020	Market Value Adjustment	Accounted 16,495.95 Cr
<b>Investments · Shares in Listed Companies · AGL Energy Limited</b>				
11/05/2021	li@armstrongadvisory.com.au	22/09/2019	Investment Income	Accounted 847.36 Dr
11/05/2021	li@armstrongadvisory.com.au	27/03/2020	Investment Income	Accounted 643.43 Dr
17/05/2021	li@armstrongadvisory.com.au	30/06/2020	Market Value Adjustment	Accounted 4,045.83 Cr
<b>Investments · Shares in Listed Companies · AMP Limited</b>				
17/05/2021	li@armstrongadvisory.com.au	30/06/2020	Market Value Adjustment	Accounted 1,787.96 Cr
<b>Investments · Shares in Listed Companies · Cybg PLC - Cdi 1:1 Foreign Exempt Lse</b>				
17/05/2021	li@armstrongadvisory.com.au	15/11/2019	CYB to VUK	Accounted 2,590.46 Cr
17/05/2021	li@armstrongadvisory.com.au	30/06/2020	Market Value Adjustment	Accounted 381.14 Dr
<b>Investments · Shares in Listed Companies · Iluka Resources Limited</b>				
17/05/2021	li@armstrongadvisory.com.au	30/06/2020	Market Value Adjustment	Accounted 2,230.00 Cr
<b>Investments · Shares in Listed Companies · Newcrest Mining Limited</b>				
11/05/2021	li@armstrongadvisory.com.au	26/09/2019	Investment Income	Accounted 222.35 Dr
11/05/2021	li@armstrongadvisory.com.au	27/03/2020	Investment Income	Accounted 118.32 Dr
17/05/2021	li@armstrongadvisory.com.au	30/06/2020	Market Value Adjustment	Accounted 460.49 Cr
<b>Investments · Shares in Listed Companies · Virgin Money UK PLC - Cdi 1:1 Foreign Exempt Lse</b>				
11/05/2020	Corporate Actions Wizard	15/11/2019	CYB to VUK	Accounted 2,590.46 Dr
17/05/2021	li@armstrongadvisory.com.au	30/06/2020	Market Value Adjustment	Accounted 1,521.33 Cr
<b>Investments · Shares in Listed Companies · Woolworths Group Limited</b>				
17/05/2021	li@armstrongadvisory.com.au	30/06/2020	Market Value Adjustment	Accounted 2,025.00 Dr
<b>Investments · Stapled Securities · Sydney Airport - Fully Paid Stapled Securities</b>				
17/05/2021	li@armstrongadvisory.com.au	30/06/2020	Market Value Adjustment	Accounted 4,740.00 Cr
<b>Investments · Units In Listed Unit Trusts · Magellan Global Trust - Ordinary Units Fully Paid</b>				
11/05/2020	pasandi@armstrongadvisory.com.au	29/07/2019	MGG DRP	Accounted 300.00 Dr
11/05/2021	li@armstrongadvisory.com.au	16/01/2020	Investment Income	Accounted 335.61 Dr

**BLONDE JACKO SUPERANNUATION FUND****General Ledger Audit Trail**

For the period from 1 July 2019 to 30 June 2020

Processed Date & User	Date	Description	State	Amount
-----------------------	------	-------------	-------	--------

**Assets****Investments · Units In Listed Unit Trusts · Magellan Global Trust - Ordinary Units Fully Paid**

17/05/2021	li@armstrongadvisory.com.au	30/06/2020	Market Value Adjustment	Accounted	423.11	Cr
------------	-----------------------------	------------	-------------------------	-----------	--------	----

**Investments · Units In Listed Unit Trusts · Magellan High Conviction Trust - Ordinary Units Fully Paid**

11/05/2021	li@armstrongadvisory.com.au	24/09/2019	60223328 buy Magel CommBank app BPA	Accounted	50,001.00	Dr
11/05/2021	li@armstrongadvisory.com.au	16/01/2020	Investment Income	Accounted	398.02	Dr
17/05/2021	li@armstrongadvisory.com.au	30/06/2020	Market Value Adjustment	Accounted	128.38	Dr

**Other Assets · Cash At Bank · Cash at Bank 10960368**

2/07/2019	Automated Feed	1/07/2019	DEPOSIT INTEREST	Accounted	27.80	Dr
3/08/2019	Automated Feed	1/08/2019	DEPOSIT INTEREST	Accounted	18.42	Dr
16/08/2019	Automated Feed	15/08/2019	AUG19-00856553 SYD DISTRIBUTION	Accounted	390.00	Dr
2/09/2019	Automated Feed	1/09/2019	DEPOSIT INTEREST	Accounted	9.80	Dr
25/09/2019	Automated Feed - Modified by superip-internal/integration-service	24/09/2019	60223328 buy Magel CommBank app BPA	Accounted	50,001.00	Cr
1/10/2019	Automated Feed	30/09/2019	001233822001 WOW FNL DIV	Accounted	285.00	Dr
2/10/2019	Automated Feed	1/10/2019	DEPOSIT INTEREST	Accounted	7.29	Dr
3/10/2019	Automated Feed	2/10/2019	OCT19-00810780 ILUKA RESOURCES	Accounted	50.00	Dr
5/10/2019	Automated Feed	4/10/2019	19FPA-00849123 QBE DIVIDEND	Accounted	250.00	Dr
7/12/2019	Automated Feed	6/12/2019	Travel Money Refun	Accounted	394.98	Dr
15/02/2020	Automated Feed	14/02/2020	FEB20-00855115 SYD DISTRIBUTION	Accounted	390.00	Dr
3/04/2020	Automated Feed	2/04/2020	APR20-00810452 ILUKA RESOURCES	Accounted	80.00	Dr
11/04/2020	Automated Feed	9/04/2020	001240583076 WOW ITM DIV	Accounted	230.00	Dr
11/04/2020	Automated Feed	9/04/2020	FPA20-00844128 QBE DIVIDEND	Accounted	270.00	Dr
28/05/2020	Automated Feed	26/05/2020	Transfer to other BLONDEJ	Accounted	1,012.00	Cr
29/05/2020	Automated Feed	27/05/2020	ATO006000012218638 ATO	Accounted	3,491.05	Dr
12/06/2020	Automated Feed	11/06/2020	ATO001000012755511 ATO	Accounted	500.00	Dr
27/06/2020	Automated Feed	26/06/2020	Transfer From JOHN ANGELO Transfer	Accounted	1,100.00	Dr

**Other Assets · Current Tax Assets · Franking Credits · Shares in Listed Companies · Australia And New Zealand Bankir**

11/05/2021	li@armstrongadvisory.com.au	1/07/2019	Investment Income	Accounted	482.06	Dr
12/05/2020	pasandi@armstrongadvisory.com.au	1/07/2019	Fund Tax Finalisation	Accounted	922.29	Cr
11/05/2021	li@armstrongadvisory.com.au	18/12/2019	Investment Income	Accounted	347.04	Dr

**Other Assets · Current Tax Assets · Franking Credits · Shares in Listed Companies · National Australia Bank Limited**

12/05/2020	pasandi@armstrongadvisory.com.au	1/07/2019	Fund Tax Finalisation	Accounted	2,562.26	Cr
11/05/2021	li@armstrongadvisory.com.au	3/07/2019	Investment Income	Accounted	1,139.35	Dr
11/05/2021	li@armstrongadvisory.com.au	12/12/2019	Investment Income	Accounted	1,175.99	Dr

**Other Assets · Current Tax Assets · Franking Credits · Shares in Listed Companies · QBE Insurance Group Limited**

12/05/2020	pasandi@armstrongadvisory.com.au	1/07/2019	Fund Tax Finalisation	Accounted	100.29	Cr
10/05/2021	li@armstrongadvisory.com.au	4/10/2019	19FPA-00849123 QBE DIVIDEND	Accounted	64.29	Dr
10/05/2021	li@armstrongadvisory.com.au	9/04/2020	FPA20-00844128 QBE DIVIDEND	Accounted	34.71	Dr

# BLONDE JACKO SUPERANNUATION FUND

## General Ledger Audit Trail

For the period from 1 July 2019 to 30 June 2020

Processed Date & User	Date	Description	State	Amount
-----------------------	------	-------------	-------	--------

### Assets

#### Other Assets · Current Tax Assets · Franking Credits · Shares in Listed Companies · Telstra Corporation Limited

12/05/2020	pasandi@armstrongadvisory.com.au	1/07/2019	Fund Tax Finalisation	Accounted	907.10	Cr
11/05/2021	li@armstrongadvisory.com.au	26/09/2019	Investment Income	Accounted	399.22	Dr
11/05/2021	li@armstrongadvisory.com.au	27/03/2020	Investment Income	Accounted	408.14	Dr

#### Other Assets · Current Tax Assets · Franking Credits · Shares in Listed Companies · Westpac Banking Corporation

12/05/2020	pasandi@armstrongadvisory.com.au	1/07/2019	Fund Tax Finalisation	Accounted	1,749.61	Cr
11/05/2021	li@armstrongadvisory.com.au	20/12/2019	Investment Income	Accounted	531.43	Dr

#### Other Assets · Current Tax Assets · Franking Credits · Shares in Listed Companies · AGL Energy Limited

12/05/2020	pasandi@armstrongadvisory.com.au	1/07/2019	Fund Tax Finalisation	Accounted	513.88	Cr
11/05/2021	li@armstrongadvisory.com.au	22/09/2019	Investment Income	Accounted	290.52	Dr
11/05/2021	li@armstrongadvisory.com.au	27/03/2020	Investment Income	Accounted	220.60	Dr

#### Other Assets · Current Tax Assets · Franking Credits · Shares in Listed Companies · AMP Limited

12/05/2020	pasandi@armstrongadvisory.com.au	1/07/2019	Fund Tax Finalisation	Accounted	244.48	Cr
------------	----------------------------------	-----------	-----------------------	-----------	--------	----

#### Other Assets · Current Tax Assets · Franking Credits · Shares in Listed Companies · Iluka Resources Limited

12/05/2020	pasandi@armstrongadvisory.com.au	1/07/2019	Fund Tax Finalisation	Accounted	124.29	Cr
10/05/2021	li@armstrongadvisory.com.au	2/10/2019	OCT19-00810780 ILUKA RESOURCES	Accounted	21.43	Dr
10/05/2021	li@armstrongadvisory.com.au	2/04/2020	APR20-00810452 ILUKA RESOURCES	Accounted	34.29	Dr

#### Other Assets · Current Tax Assets · Franking Credits · Shares in Listed Companies · Newcrest Mining Limited

12/05/2020	pasandi@armstrongadvisory.com.au	1/07/2019	Fund Tax Finalisation	Accounted	112.30	Cr
11/05/2021	li@armstrongadvisory.com.au	26/09/2019	Investment Income	Accounted	95.29	Dr
11/05/2021	li@armstrongadvisory.com.au	27/03/2020	Investment Income	Accounted	50.71	Dr

#### Other Assets · Current Tax Assets · Franking Credits · Shares in Listed Companies · Woolworths Group Limited

12/05/2020	pasandi@armstrongadvisory.com.au	1/07/2019	Fund Tax Finalisation	Accounted	225.00	Cr
17/05/2021	li@armstrongadvisory.com.au	30/09/2019	001233822001 WOW FNL DIV	Accounted	122.14	Dr
10/05/2021	li@armstrongadvisory.com.au	9/04/2020	001240583076 WOW ITM DIV	Accounted	98.57	Dr

#### Other Assets · Current Tax Assets · Income Tax Payable

12/05/2020	pasandi@armstrongadvisory.com.au	1/07/2019	Fund Tax Finalisation	Accounted	3,750.05	Dr
10/05/2021	li@armstrongadvisory.com.au	27/05/2020	ATO006000012218638 ATO	Accounted	3,750.05	Cr

#### Other Assets · Current Tax Assets · Provision for Income Tax

12/05/2020	pasandi@armstrongadvisory.com.au	1/07/2019	Fund Tax Finalisation	Accounted	3,711.45	Dr
17/05/2021	li@armstrongadvisory.com.au	30/06/2020	Tax Effect Of Income	Accounted	2,833.50	Cr

#### Other Assets · Current Tax Assets · Withholding Credits · Units In Listed Unit Trusts · Magellan High Conviction Trust -

# BLONDE JACKO SUPERANNUATION FUND

## General Ledger Audit Trail

For the period from 1 July 2019 to 30 June 2020

Processed Date & User	Date	Description	State	Amount
-----------------------	------	-------------	-------	--------

### Assets

11/05/2021	li@armstrongadvisory.com.au	3/01/2020	Investment Income	Accounted	352.00	Dr
------------	-----------------------------	-----------	-------------------	-----------	--------	----

#### Other Assets · Receivables · Investment Income Receivable · Distributions · Stapled Securities · Sydney Airport - Fully

14/02/2020	Income Announcement	1/07/2019	SYD DRP NIL DISCOUNT	Accounted	390.00	Dr
14/02/2020	Evidence Match	15/08/2019	SYD DRP NIL DISCOUNT	Accounted	390.00	Cr
11/05/2021	li@armstrongadvisory.com.au	14/02/2020	FEB20-00855115 SYD DISTRIBUTION	Accounted	390.00	Dr
11/05/2021	Evidence Match	14/02/2020	FEB20-00855115 SYD DISTRIBUTION	Accounted	390.00	Cr

#### Other Assets · Receivables · Investment Income Receivable · Distributions · Units In Listed Unit Trusts · Magellan Globa

11/05/2020	Evidence Match	29/07/2019	MGG DRP	Accounted	300.00	Cr
11/05/2021	li@armstrongadvisory.com.au	3/01/2020	Investment Income	Accounted	335.61	Dr
11/05/2021	Evidence Match	16/01/2020	Investment Income	Accounted	335.61	Cr

#### Other Assets · Receivables · Investment Income Receivable · Distributions · Units In Listed Unit Trusts · Magellan High (

11/05/2021	li@armstrongadvisory.com.au	3/01/2020	Investment Income	Accounted	398.02	Dr
11/05/2021	Evidence Match	16/01/2020	Investment Income	Accounted	398.02	Cr

#### Other Assets · Receivables · Investment Income Receivable · Dividends · Shares in Listed Companies · Australia And N

11/05/2021	li@armstrongadvisory.com.au	1/07/2019	Investment Income	Accounted	1,124.80	Dr
11/05/2021	Evidence Match	1/07/2019	Investment Income	Accounted	1,124.80	Cr
11/05/2021	li@armstrongadvisory.com.au	18/12/2019	Investment Income	Accounted	1,156.80	Dr
11/05/2021	Evidence Match	18/12/2019	Investment Income	Accounted	1,156.80	Cr

#### Other Assets · Receivables · Investment Income Receivable · Dividends · Shares in Listed Companies · National Austr

11/05/2021	li@armstrongadvisory.com.au	3/07/2019	Investment Income	Accounted	2,658.49	Dr
11/05/2021	Evidence Match	3/07/2019	Investment Income	Accounted	2,658.49	Cr
11/05/2021	li@armstrongadvisory.com.au	12/12/2019	Investment Income	Accounted	2,743.98	Dr
11/05/2021	Evidence Match	12/12/2019	Investment Income	Accounted	2,743.98	Cr

#### Other Assets · Receivables · Investment Income Receivable · Dividends · Shares in Listed Companies · QBE Insurance

10/05/2021	li@armstrongadvisory.com.au	4/10/2019	19FPA-00849123 QBE DIVIDEND	Accounted	250.00	Dr
10/05/2021	Evidence Match	4/10/2019	19FPA-00849123 QBE DIVIDEND	Accounted	250.00	Cr
10/05/2021	li@armstrongadvisory.com.au	9/04/2020	FPA20-00844128 QBE DIVIDEND	Accounted	270.00	Dr
10/05/2021	Evidence Match	9/04/2020	FPA20-00844128 QBE DIVIDEND	Accounted	270.00	Cr

#### Other Assets · Receivables · Investment Income Receivable · Dividends · Shares in Listed Companies · Telstra Corpora

11/05/2021	li@armstrongadvisory.com.au	26/09/2019	Investment Income	Accounted	931.52	Dr
11/05/2021	Evidence Match	26/09/2019	Investment Income	Accounted	931.52	Cr
11/05/2021	li@armstrongadvisory.com.au	27/03/2020	Investment Income	Accounted	952.32	Dr
11/05/2021	Evidence Match	27/03/2020	Investment Income	Accounted	952.32	Cr

#### Other Assets · Receivables · Investment Income Receivable · Dividends · Shares in Listed Companies · Westpac Bankir

11/05/2021	li@armstrongadvisory.com.au	20/12/2019	Investment Income	Accounted	1,240.00	Dr
11/05/2021	Evidence Match	20/12/2019	Investment Income	Accounted	1,240.00	Cr

#### Other Assets · Receivables · Investment Income Receivable · Dividends · Shares in Listed Companies · AGL Energy Lim

**BLONDE JACKO SUPERANNUATION FUND****General Ledger Audit Trail**

For the period from 1 July 2019 to 30 June 2020

Processed Date & User	Date	Description	State	Amount
-----------------------	------	-------------	-------	--------

**Assets****Other Assets · Receivables · Investment Income Receivable · Dividends · Shares in Listed Companies · AGL Energy Lim**

11/05/2021	li@armstrongadvisory.com.au	22/09/2019	Investment Income	Accounted	847.36	Dr
11/05/2021	Evidence Match	22/09/2019	Investment Income	Accounted	847.36	Cr
11/05/2021	li@armstrongadvisory.com.au	27/03/2020	Investment Income	Accounted	643.43	Dr
11/05/2021	Evidence Match	27/03/2020	Investment Income	Accounted	643.43	Cr

**Other Assets · Receivables · Investment Income Receivable · Dividends · Shares in Listed Companies · Iluka Resources**

10/05/2021	li@armstrongadvisory.com.au	2/10/2019	OCT19-00810780 ILUKA RESOURCES	Accounted	50.00	Dr
10/05/2021	Evidence Match	2/10/2019	OCT19-00810780 ILUKA RESOURCES	Accounted	50.00	Cr
10/05/2021	li@armstrongadvisory.com.au	2/04/2020	APR20-00810452 ILUKA RESOURCES	Accounted	80.00	Dr
10/05/2021	Evidence Match	2/04/2020	APR20-00810452 ILUKA RESOURCES	Accounted	80.00	Cr

**Other Assets · Receivables · Investment Income Receivable · Dividends · Shares in Listed Companies · Newcrest Mining**

11/05/2021	li@armstrongadvisory.com.au	26/09/2019	Investment Income	Accounted	222.35	Dr
11/05/2021	Evidence Match	26/09/2019	Investment Income	Accounted	222.35	Cr
11/05/2021	li@armstrongadvisory.com.au	27/03/2020	Investment Income	Accounted	118.32	Dr
11/05/2021	Evidence Match	27/03/2020	Investment Income	Accounted	118.32	Cr

**Other Assets · Receivables · Investment Income Receivable · Dividends · Shares in Listed Companies · Woolworths Gro**

17/05/2021	li@armstrongadvisory.com.au	30/09/2019	001233822001 WOW FNL DIV	Accounted	285.00	Dr
17/05/2021	Evidence Match	30/09/2019	001233822001 WOW FNL DIV	Accounted	285.00	Cr
10/05/2021	li@armstrongadvisory.com.au	9/04/2020	001240583076 WOW ITM DIV	Accounted	230.00	Dr
10/05/2021	Evidence Match	9/04/2020	001240583076 WOW ITM DIV	Accounted	230.00	Cr

**Other Assets · Receivables · Investment Income Receivable · Interest · Cash At Bank · Cash at Bank 10960368**

2/07/2019	Evidence Match	1/07/2019	DEPOSIT INTEREST	Accounted	27.80	Cr
2/07/2019	Auto Transaction Rules	1/07/2019	DEPOSIT INTEREST	Accounted	27.80	Dr
3/08/2019	Evidence Match	1/08/2019	DEPOSIT INTEREST	Accounted	18.42	Cr
3/08/2019	Auto Transaction Rules	1/08/2019	DEPOSIT INTEREST	Accounted	18.42	Dr
2/09/2019	Evidence Match	1/09/2019	DEPOSIT INTEREST	Accounted	9.80	Cr
2/09/2019	Auto Transaction Rules	1/09/2019	DEPOSIT INTEREST	Accounted	9.80	Dr
2/10/2019	Evidence Match	1/10/2019	DEPOSIT INTEREST	Accounted	7.29	Cr
2/10/2019	Auto Transaction Rules	1/10/2019	DEPOSIT INTEREST	Accounted	7.29	Dr

**Other Assets · Receivables · Member Income Receivable · Contributions · Mr John Angelo**

11/05/2021	Evidence Match	11/06/2020	Contribution Received	Accounted	500.00	Cr
11/05/2021	li@armstrongadvisory.com.au	11/06/2020	ATO001000012755511 ATO	Accounted	500.00	Dr
14/05/2021	Evidence Match	26/06/2020	Contribution Received	Accounted	1,100.00	Cr
14/05/2021	li@armstrongadvisory.com.au	26/06/2020	Transfer From JOHN ANGELO Transfer	Accounted	1,100.00	Dr

**Other Assets · Unsettled Trades · Acquisitions · Shares in Listed Companies · Australia And New Zealand Banking Gro**

11/05/2021	Evidence Match	1/07/2019	Investment Income	Accounted	1,124.80	Dr
11/05/2021	li@armstrongadvisory.com.au	1/07/2019	Investment Income	Accounted	1,124.80	Cr
11/05/2021	Evidence Match	18/12/2019	Investment Income	Accounted	1,156.80	Dr
11/05/2021	li@armstrongadvisory.com.au	18/12/2019	Investment Income	Accounted	1,156.80	Cr

# BLONDE JACKO SUPERANNUATION FUND

## General Ledger Audit Trail

For the period from 1 July 2019 to 30 June 2020

Processed Date & User	Date	Description	State	Amount	
<b>Assets</b>					
<b>Other Assets · Unsettled Trades · Acquisitions · Shares in Listed Companies · National Australia Bank Limited</b>					
11/05/2021	Evidence Match	3/07/2019	Investment Income	Accounted	2,658.49 Dr
11/05/2021	li@armstrongadvisory.com.au	3/07/2019	Investment Income	Accounted	2,658.49 Cr
11/05/2021	Evidence Match	12/12/2019	Investment Income	Accounted	2,743.98 Dr
11/05/2021	li@armstrongadvisory.com.au	12/12/2019	Investment Income	Accounted	2,743.98 Cr
<b>Other Assets · Unsettled Trades · Acquisitions · Shares in Listed Companies · Telstra Corporation Limited</b>					
11/05/2021	Evidence Match	26/09/2019	Investment Income	Accounted	931.52 Dr
11/05/2021	li@armstrongadvisory.com.au	26/09/2019	Investment Income	Accounted	931.52 Cr
11/05/2021	Evidence Match	27/03/2020	Investment Income	Accounted	952.32 Dr
11/05/2021	li@armstrongadvisory.com.au	27/03/2020	Investment Income	Accounted	952.32 Cr
<b>Other Assets · Unsettled Trades · Acquisitions · Shares in Listed Companies · Westpac Banking Corporation</b>					
11/05/2021	Evidence Match	20/12/2019	Investment Income	Accounted	1,240.00 Dr
11/05/2021	li@armstrongadvisory.com.au	20/12/2019	Investment Income	Accounted	1,240.00 Cr
<b>Other Assets · Unsettled Trades · Acquisitions · Shares in Listed Companies · AGL Energy Limited</b>					
11/05/2021	Evidence Match	22/09/2019	Investment Income	Accounted	847.36 Dr
11/05/2021	li@armstrongadvisory.com.au	22/09/2019	Investment Income	Accounted	847.36 Cr
11/05/2021	Evidence Match	27/03/2020	Investment Income	Accounted	643.43 Dr
11/05/2021	li@armstrongadvisory.com.au	27/03/2020	Investment Income	Accounted	643.43 Cr
<b>Other Assets · Unsettled Trades · Acquisitions · Shares in Listed Companies · Newcrest Mining Limited</b>					
11/05/2021	Evidence Match	26/09/2019	Investment Income	Accounted	222.35 Dr
11/05/2021	li@armstrongadvisory.com.au	26/09/2019	Investment Income	Accounted	222.35 Cr
11/05/2021	Evidence Match	27/03/2020	Investment Income	Accounted	118.32 Dr
11/05/2021	li@armstrongadvisory.com.au	27/03/2020	Investment Income	Accounted	118.32 Cr
<b>Other Assets · Unsettled Trades · Acquisitions · Sundry Liabilities · Other Payable</b>					
14/05/2021	Evidence Match	6/12/2019	Travel Money Refun	Accounted	394.98 Cr
14/05/2021	li@armstrongadvisory.com.au	6/12/2019	Travel Money Refun	Accounted	394.98 Dr
<b>Other Assets · Unsettled Trades · Acquisitions · Units In Listed Unit Trusts · Magellan Global Trust - Ordinary Units Full</b>					
11/05/2020	Evidence Match	29/07/2019	MGG DRP	Accounted	300.00 Dr
11/05/2020	pasandi@armstrongadvisory.com.au	29/07/2019	MGG DRP	Accounted	300.00 Cr
11/05/2021	Evidence Match	16/01/2020	Investment Income	Accounted	335.61 Dr
11/05/2021	li@armstrongadvisory.com.au	16/01/2020	Investment Income	Accounted	335.61 Cr
<b>Other Assets · Unsettled Trades · Acquisitions · Units In Listed Unit Trusts · Magellan High Conviction Trust - Ordinary</b>					
11/05/2021	li@armstrongadvisory.com.au	24/09/2019	60223328 buy Magel CommBank app BPA	Accounted	50,001.00 Cr
11/05/2021	Evidence Match	24/09/2019	60223328 buy Magel CommBank app BPA	Accounted	50,001.00 Dr
11/05/2021	Evidence Match	16/01/2020	Investment Income	Accounted	398.02 Dr
11/05/2021	li@armstrongadvisory.com.au	16/01/2020	Investment Income	Accounted	398.02 Cr

# BLONDE JACKO SUPERANNUATION FUND

## General Ledger Audit Trail

For the period from 1 July 2019 to 30 June 2020

Processed Date & User	Date	Description	State	Amount	
<b>Liabilities</b>					
<b>Fund Suspense - Cash at Bank 10960368</b>					
2/07/2019	Evidence Match	1/07/2019	DEPOSIT INTEREST	Accounted	27.80 Dr
2/07/2019	Automated Feed	1/07/2019	DEPOSIT INTEREST	Accounted	27.80 Cr
3/08/2019	Evidence Match	1/08/2019	DEPOSIT INTEREST	Accounted	18.42 Dr
3/08/2019	Automated Feed	1/08/2019	DEPOSIT INTEREST	Accounted	18.42 Cr
14/02/2020	Evidence Match	15/08/2019	AUG19-00856553 SYD DISTRIBUTION	Accounted	390.00 Dr
16/08/2019	Automated Feed	15/08/2019	AUG19-00856553 SYD DISTRIBUTION	Accounted	390.00 Cr
2/09/2019	Evidence Match	1/09/2019	DEPOSIT INTEREST	Accounted	9.80 Dr
2/09/2019	Automated Feed	1/09/2019	DEPOSIT INTEREST	Accounted	9.80 Cr
25/09/2019	Automated Feed - Modified by superip-internal/integration-service	24/09/2019	60223328 buy Magel CommBank app BPA	Accounted	50,001.00 Dr
11/05/2021	Evidence Match	24/09/2019	60223328 buy Magel CommBank app BPA	Accounted	50,001.00 Cr
17/05/2021	Evidence Match	30/09/2019	001233822001 WOW FNL DIV	Accounted	285.00 Dr
1/10/2019	Automated Feed	30/09/2019	001233822001 WOW FNL DIV	Accounted	285.00 Cr
2/10/2019	Evidence Match	1/10/2019	DEPOSIT INTEREST	Accounted	7.29 Dr
2/10/2019	Automated Feed	1/10/2019	DEPOSIT INTEREST	Accounted	7.29 Cr
10/05/2021	Evidence Match	2/10/2019	OCT19-00810780 ILUKA RESOURCES	Accounted	50.00 Dr
3/10/2019	Automated Feed	2/10/2019	OCT19-00810780 ILUKA RESOURCES	Accounted	50.00 Cr
5/10/2019	Automated Feed	4/10/2019	19FPA-00849123 QBE DIVIDEND	Accounted	250.00 Cr
10/05/2021	Evidence Match	4/10/2019	19FPA-00849123 QBE DIVIDEND	Accounted	250.00 Dr
7/12/2019	Automated Feed	6/12/2019	Travel Money Refun	Accounted	394.98 Cr
14/05/2021	Evidence Match	6/12/2019	Travel Money Refun	Accounted	394.98 Dr
11/05/2021	Evidence Match	14/02/2020	FEB20-00855115 SYD DISTRIBUTION	Accounted	390.00 Dr
15/02/2020	Automated Feed	14/02/2020	FEB20-00855115 SYD DISTRIBUTION	Accounted	390.00 Cr
10/05/2021	Evidence Match	2/04/2020	APR20-00810452 ILUKA RESOURCES	Accounted	80.00 Dr
3/04/2020	Automated Feed	2/04/2020	APR20-00810452 ILUKA RESOURCES	Accounted	80.00 Cr
10/05/2021	Evidence Match	9/04/2020	FPA20-00844128 QBE DIVIDEND	Accounted	270.00 Dr
10/05/2021	Evidence Match	9/04/2020	001240583076 WOW ITM DIV	Accounted	230.00 Dr
11/04/2020	Automated Feed	9/04/2020	001240583076 WOW ITM DIV	Accounted	230.00 Cr
11/04/2020	Automated Feed	9/04/2020	FPA20-00844128 QBE DIVIDEND	Accounted	270.00 Cr
28/05/2020	Automated Feed	26/05/2020	Transfer to other BLONDEJ	Accounted	1,012.00 Dr
11/05/2021	Evidence Match	26/05/2020	Transfer to other BLONDEJ	Accounted	275.00 Cr
11/05/2021	Evidence Match	26/05/2020	Transfer to other BLONDEJ	Accounted	737.00 Cr
10/05/2021	Evidence Match	27/05/2020	ATO006000012218638 ATO	Accounted	3,491.05 Dr
29/05/2020	Automated Feed	27/05/2020	ATO006000012218638 ATO	Accounted	3,491.05 Cr
11/05/2021	Evidence Match	11/06/2020	ATO001000012755511 ATO	Accounted	500.00 Dr
12/06/2020	Automated Feed	11/06/2020	ATO001000012755511 ATO	Accounted	500.00 Cr
14/05/2021	Evidence Match	26/06/2020	Transfer From JOHN ANGELO Transfer	Accounted	1,100.00 Dr
27/06/2020	Automated Feed	26/06/2020	Transfer From JOHN ANGELO Transfer	Accounted	1,100.00 Cr
<b>Income Tax Suspense</b>					
10/05/2021	li@armstrongadvisory.com.au	27/05/2020	ATO006000012218638 ATO	Accounted	3,491.05 Dr
10/05/2021	Evidence Match	27/05/2020	ATO006000012218638 ATO	Accounted	3,491.05 Cr
<b>Other Creditors and Accruals - Accountancy Fee</b>					
11/05/2021	Evidence Match	26/05/2020	Transfer to other BLONDEJ	Accounted	737.00 Dr
11/05/2021	li@armstrongadvisory.com.au	26/05/2020	Transfer to other BLONDEJ	Accounted	737.00 Cr
<b>Other Creditors and Accruals - Auditor Fee</b>					



# BLONDE JACKO SUPERANNUATION FUND

## General Ledger Audit Trail

For the period from 1 July 2019 to 30 June 2020

Processed Date & User	Date	Description	State	Amount
-----------------------	------	-------------	-------	--------

### Liabilities

#### Other Creditors and Accruals · Auditor Fee

11/05/2021	<b>Evidence Match</b>	26/05/2020	Transfer to other BLONDEJ	Accounted	275.00	Dr
11/05/2021	<b>li@armstrongadvisory.com.au</b>	26/05/2020	Transfer to other BLONDEJ	Accounted	275.00	Cr

#### Other Creditors and Accruals · Sundry Liabilities · Other Payable

14/05/2021	<b>li@armstrongadvisory.com.au</b>	6/12/2019	Travel Money Refun	Accounted	394.98	Cr
------------	------------------------------------	-----------	--------------------	-----------	--------	----

#### Unallocated Contributions · Mr John Angelo

14/05/2021	<b>li@armstrongadvisory.com.au</b>	26/06/2020	Transfer From JOHN ANGELO Transfer	Accounted	1,100.00	Cr
------------	------------------------------------	------------	------------------------------------	-----------	----------	----

### Member Entitlements

#### Member Entitlement Accounts · Mr John Angelo · Accumulation

11/05/2021	<b>li@armstrongadvisory.com.au</b>	11/06/2020	ATO001000012755511 ATO	Accounted	500.00	Cr
17/05/2021	<b>li@armstrongadvisory.com.au</b>	30/06/2020	Income Taxes Allocated	Accounted	2,833.50	Dr
17/05/2021	<b>li@armstrongadvisory.com.au</b>	30/06/2020	Investment Profit or Loss	Accounted	63,702.88	Dr

# BLONDE JACKO SUPERANNUATION FUND

## Bank Account Movements

For the period 1 July 2019 to 30 June 2020

Date	Description	Withdrawals	Deposits	Balance
<b>Account: <u>Cash at Bank 10960368 (067-167 10960368)</u></b>				
1/07/2019	Opening Balance			57,422.17
01/07/2019	DEPOSIT INTEREST		27.80	57,449.97
01/08/2019	DEPOSIT INTEREST		18.42	57,468.39
15/08/2019	AUG19-00856553 SYD DISTRIBUTION		390.00	57,858.39
01/09/2019	DEPOSIT INTEREST		9.80	57,868.19
24/09/2019	60223328 buy Magel CommBank app BPA	50,001.00		7,867.19
30/09/2019	001233822001 WOW FNL DIV		285.00	8,152.19
01/10/2019	DEPOSIT INTEREST		7.29	8,159.48
02/10/2019	OCT19-00810780 ILUKA RESOURCES		50.00	8,209.48
04/10/2019	19FPA-00849123 QBE DIVIDEND		250.00	8,459.48
06/12/2019	Travel Money Refun		394.98	8,854.46
14/02/2020	FEB20-00855115 SYD DISTRIBUTION		390.00	9,244.46
02/04/2020	APR20-00810452 ILUKA RESOURCES		80.00	9,324.46
09/04/2020	001240583076 WOW ITM DIV		230.00	9,554.46
09/04/2020	FPA20-00844128 QBE DIVIDEND		270.00	9,824.46
26/05/2020	Transfer to other BLONDEJ	1,012.00		8,812.46
27/05/2020	ATO006000012218638 ATO		3,491.05	12,303.51
11/06/2020	ATO001000012755511 ATO		500.00	12,803.51
26/06/2020	Transfer From JOHN ANGELO Transfer		1,100.00	13,903.51
30/06/2020	Closing Balance	<u>51,013.00</u>	<u>7,494.34</u>	<u>13,903.51</u>
	Transactions : 18			

## BLONDE JACKO SUPERANNUATION FUND

### Investment Summary as at 30 June 2020

Investment	Units	Average Cost Price	Market Price	Accounting Cost	Market Value	Unrealised Accounting Gain/(Loss)	Accounting Gain/(Loss) (%)	Portfolio Weight (%)
<b><u>Bank</u></b>								
Cash at Bank 10960368				13,903.51	13,903.51			3.89%
				<b>13,903.51</b>	<b>13,903.51</b>			<b>3.89%</b>
<b><u>Listed Securities Market</u></b>								
AGL Energy Limited (ASX:AGL)	1,404.00000	15.7001	17.0500	22,042.95	23,938.20	1,895.25	8.60%	6.70%
AMP Limited (ASX:AMP)	6,747.00000	4.7375	1.8550	31,963.85	12,515.68	(19,448.17)	(60.84)%	3.50%
Australia And New Zealand Banking Group Limited (ASX:ANZ)	1,493.00000	24.1707	18.6400	36,086.84	27,829.52	(8,257.32)	(22.88)%	7.79%
Iluka Resources Limited (ASX:ILU)	1,000.00000	9.5000	8.5400	9,499.95	8,540.00	(959.95)	(10.10)%	2.39%
Magellan Global Trust - Ordinary Units Fully Paid (ASX:MGG)	10,351.00000	1.7936	1.7450	18,565.56	18,062.50	(503.06)	(2.71)%	5.06%
Magellan High Conviction Trust - Ordinary Units Fully Paid (ASX:MHH)	36,091.00000	1.3964	1.4000	50,399.02	50,527.40	128.38	0.25%	14.15%
National Australia Bank Limited (ASX:NAB)	3,412.00000	25.4827	18.2200	86,946.89	62,166.64	(24,780.25)	(28.50)%	17.40%
Newcrest Mining Limited (ASX:NCM)	1,046.00000	23.3024	31.5300	24,374.29	32,980.38	8,606.09	35.31%	9.23%
QBE Insurance Group Limited (ASX:QBE)	1,000.00000	11.4299	8.8600	11,429.95	8,860.00	(2,569.95)	(22.48)%	2.48%
Sydney Airport - Fully Paid Stapled Securities (ASX:SYD)	2,000.00000	6.4750	5.6700	12,949.95	11,340.00	(1,609.95)	(12.43)%	3.17%
Telstra Corporation Limited (ASX:TLS)	12,175.00000	4.8315	3.1300	58,823.88	38,107.75	(20,716.13)	(35.22)%	10.67%
Virgin Money Uk PLC - Cdi 1:1 Foreign Exempt Lse (ASX:VUK)	646.00000	4.0100	1.6550	2,590.46	1,069.13	(1,521.33)	(58.73)%	0.30%
Westpac Banking Corporation (ASX:WBC)	1,599.00000	27.4180	17.9500	43,841.45	28,702.05	(15,139.40)	(34.53)%	8.04%
Woolworths Group Limited (ASX:WOW)	500.00000	36.4599	37.2800	18,229.95	18,640.00	410.05	2.25%	5.22%
				<b>427,744.99</b>	<b>343,279.25</b>	<b>(84,465.74)</b>	<b>(19.75)%</b>	<b>96.11%</b>
				<b>441,648.50</b>	<b>357,182.76</b>	<b>(84,465.74)</b>	<b>(19.13)%</b>	<b>100.00%</b>

The accounting cost is the original cost base adjusted by any subsequent capital call/improvement or capital return transactions. In many cases, it is not the same as the adjusted or reduced cost base, or the reset cost base resulting from the CGT relief. To view the tax cost base and unrealised gain/(loss) for tax purposes refer to the Unrealised Capital Gains Report or change the report parameter to tax cost base.

---

## BLONDE JACKO SUPERANNUATION FUND

Investment Movement and Returns Report  
For the period from 01 July 2019 to 30 June 2020

---

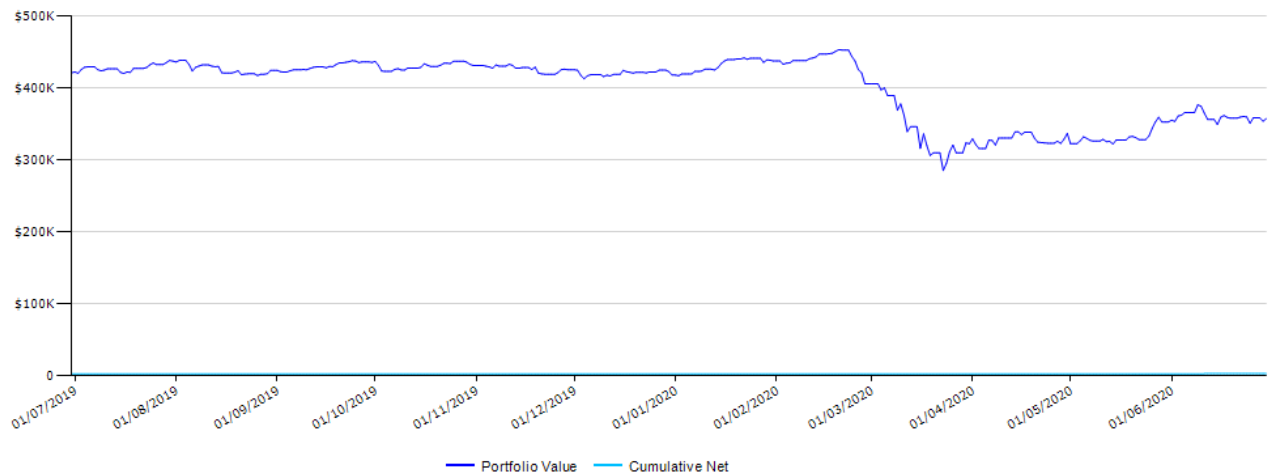
### Movement in Value

---

<b>Starting Market Value</b>	<b>420,708.39</b>
Net Addition	500.00
Realised and Unrealised Gains/Losses	(83,680.97)
Investment Income (excluding credits)	15,381.31
Portfolio Expenses	(1,271.00)
Other*	5,545.03
<b>Ending Market Value</b>	<b>357,182.76</b>
Movement in Value	(63,525.63)

### Portfolio Value versus Cumulative Net Investment

---



---

## BLONDE JACKO SUPERANNUATION FUND

### Investment Movement and Returns Report For the period from 01 July 2019 to 30 June 2020

---

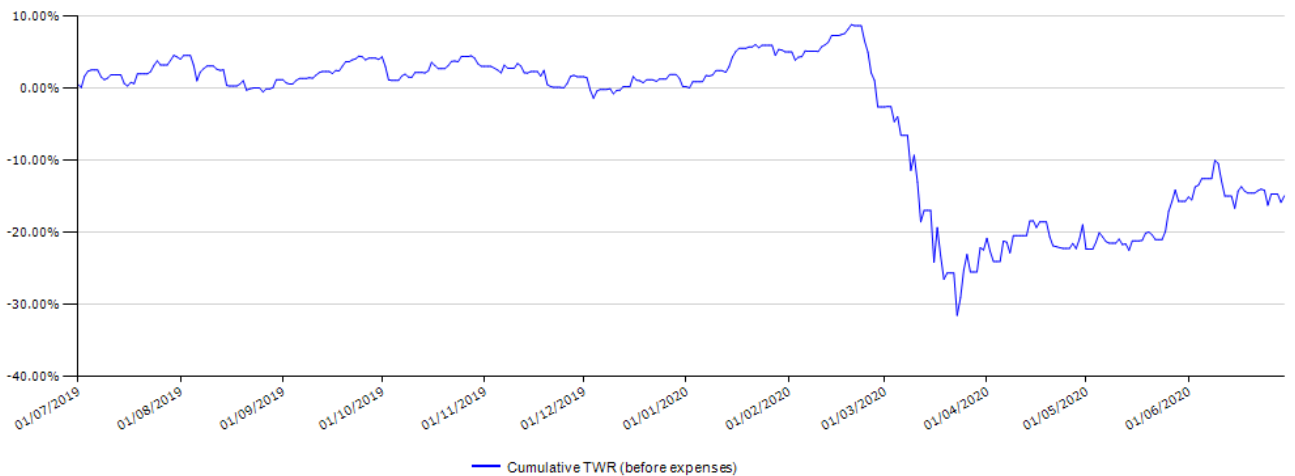
#### Portfolio Return

Realised and Unrealised Gains/Losses	(83,680.97)
Investment Income (excluding credits)	15,381.31
Credits	5,867.78
<b>Total dollar return before expenses</b>	<b>(62,431.88)</b>
Investment Expenses	0.00
<b>Total dollar return after expenses</b>	<b>(62,431.88)</b>

	1 year	3 years	Since 01/07/2016	Since 01/07/2019
Investment return before expenses (TWR)	-14.97%	-8.64%	1.88%	-14.97%

#### Return Over Time

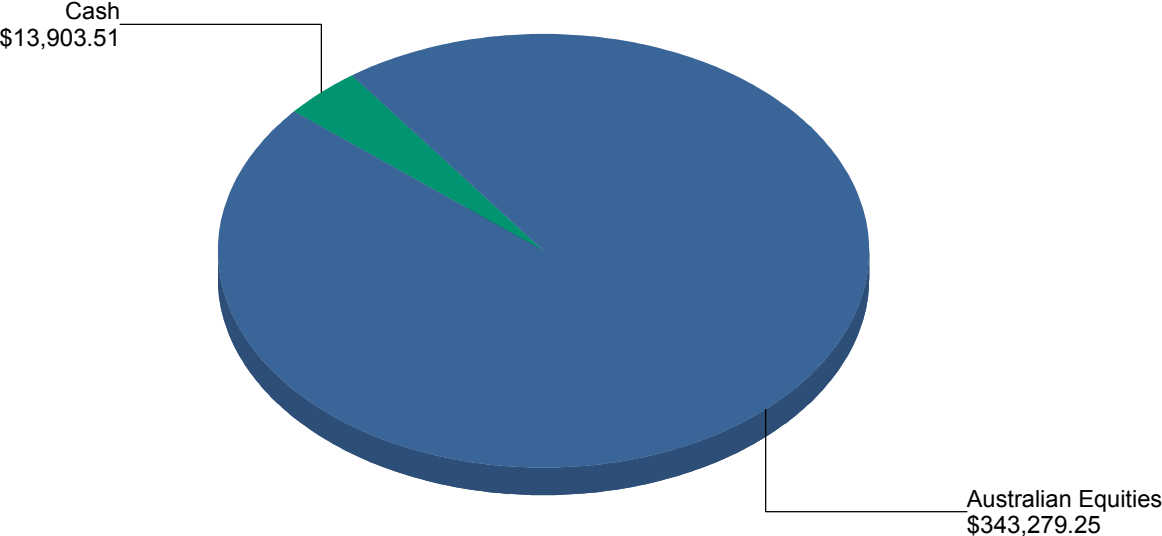
---



**BLONDE JACKO SUPERANNUATION FUND**

Investment Allocation as at 30 June 2020

**Current Asset Allocation**



Australian Equities	96.1%
Australian Fixed Interest	0.0%
Cash	3.9%
Direct Property	0.0%
Foreign Cash	0.0%
International Equities	0.0%
International Fixed Interest	0.0%
Listed Property	0.0%
Mortgages	0.0%
Other	0.0%
Total:	100.0%

# BLONDE JACKO SUPERANNUATION FUND

## Investment Allocation as at 30 June 2020

	Australian Equities	Cash	Total (\$)
Australia And New Zealand Banking Group Limited (ASX:ANZ)	27,829.52 100.00%	0.00 0.00%	27,829.52 100.00%
National Australia Bank Limited (ASX:NAB)	62,166.64 100.00%	0.00 0.00%	62,166.64 100.00%
QBE Insurance Group Limited (ASX:QBE)	8,860.00 100.00%	0.00 0.00%	8,860.00 100.00%
Sydney Airport - Fully Paid Stapled Securities (ASX:SYD)	11,340.00 100.00%	0.00 0.00%	11,340.00 100.00%
Telstra Corporation Limited (ASX:TLS)	38,107.75 100.00%	0.00 0.00%	38,107.75 100.00%
Westpac Banking Corporation (ASX:WBC)	28,702.05 100.00%	0.00 0.00%	28,702.05 100.00%
AGL Energy Limited (ASX:AGL)	23,938.20 100.00%	0.00 0.00%	23,938.20 100.00%
AMP Limited (ASX:AMP)	12,515.68 100.00%	0.00 0.00%	12,515.68 100.00%
Cash at Bank 10960368	0.00 0.00%	13,903.51 100.00%	13,903.51 100.00%
Iluka Resources Limited (ASX:ILU)	8,540.00 100.00%	0.00 0.00%	8,540.00 100.00%
Magellan Global Trust - Ordinary Units Fully Paid (ASX:MGG)	18,062.50 100.00%	0.00 0.00%	18,062.50 100.00%
Magellan High Conviction Trust - Ordinary Units Fully Paid (ASX:MHH)	50,527.40 100.00%	0.00 0.00%	50,527.40 100.00%
Newcrest Mining Limited (ASX:NCM)	32,980.38 100.00%	0.00 0.00%	32,980.38 100.00%

	<b>Australian Equities</b>	<b>Cash</b>	<b>Total (\$)</b>
Virgin Money Uk PLC - Cdi 1:1 Foreign Exempt Lse (ASX:VUK)	1,069.13 100.00%	0.00 0.00%	1,069.13 100.00%
Woolworths Group Limited (ASX:WOW)	18,640.00 100.00%	0.00 0.00%	18,640.00 100.00%
<b>Total</b>	<b>343,279.25 96.11%</b>	<b>13,903.51 3.89%</b>	<b>357,182.76 100.00%</b>

**NOTE: Investment Totals include Unsettled Amounts.**



---

**BLONDE JACKO SUPERANNUATION FUND**

**Foreign Cash Reconciliation Statement**

**For the period 1 July 2019 to 30 June 2020**

---

Date	Description	Bank Statement Line Items					Matched Transaction(s)		
		Foreign Withdrawals	Foreign Deposits	Balance	AUD Withdrawals	AUD Deposits	Amount	Matched As	Account Name

---

**Currency:**

**Bank Account:**

Opening Balance

Closing Balance

# BLONDE JACKO SUPERANNUATION FUND

## Statement of Taxable Income

For the Period from 1 July 2019 to 30 June 2020

Description	Investment Reference	Date	Tax Return Ref.	Amount
			<b>Section B</b>	
<b>Income</b>				
<b>Net Capital Gain</b>				
Deferred Capital Gain Realised		30 Jun 2020	A	0.00
Less Capital Losses Applied		30 Jun 2020	A	0.00
Less Discount		30 Jun 2020	A	0.00
<b>Total Net Capital Gain</b>			<b>A</b>	<b>0.00</b>
<b>Total Gross Rent and Other Leasing &amp; Hiring Income</b>			<b>B</b>	<b>0.00</b>
<b>Gross Interest</b>				
DEPOSIT INTEREST	682: Cash at Bank 10960368	01 Jul 2019	C	27.80
DEPOSIT INTEREST	682: Cash at Bank 10960368	01 Aug 2019	C	18.42
DEPOSIT INTEREST	682: Cash at Bank 10960368	01 Sep 2019	C	9.80
DEPOSIT INTEREST	682: Cash at Bank 10960368	01 Oct 2019	C	7.29
<i>Less Rounding</i>			C	(0.31)
<b>Total Gross Interest</b>			<b>C</b>	<b>63.00</b>
<b>Total Forestry Managed Investment Scheme Income</b>			<b>X</b>	<b>0.00</b>
<b>Total Net Foreign Income</b>			<b>D</b>	<b>0.00</b>
<b>Total Australian Franking Credits from a New Zealand Company</b>			<b>E</b>	<b>0.00</b>
<b>Total Transfers from Foreign Funds</b>			<b>F</b>	<b>0.00</b>
<b>Total Gross Payments where ABN not quoted</b>			<b>H</b>	<b>0.00</b>
<b>Total Gross Distribution from Partnerships</b>			<b>I</b>	<b>0.00</b>
<b>Unfranked Dividend Amount</b>				
Investment Income	AGL: AGL Energy Limited	22 Sep 2019	J	169.47
Investment Income	AGL: AGL Energy Limited	27 Mar 2020	J	128.69
Investment Income	ANZ: Australia And New Zealand Banking Group Limited	18 Dec 2019	J	347.04
19FPA-00849123 QBE DIVIDEND	QBE: QBE Insurance Group Limited	04 Oct 2019	J	100.00
FPA20-00844128 QBE DIVIDEND	QBE: QBE Insurance Group Limited	09 Apr 2020	J	189.00
<i>Less Rounding</i>			J	(0.20)
<b>Total Unfranked Dividend Amount</b>			<b>J</b>	<b>934.00</b>
<b>Franked Dividend Amount</b>				
Investment Income	AGL: AGL Energy Limited	22 Sep 2019	K	677.89
Investment Income	AGL: AGL Energy Limited	27 Mar 2020	K	514.74
Investment Income	ANZ: Australia And New Zealand Banking Group Limited	01 Jul 2019	K	1,124.80
Investment Income	ANZ: Australia And New Zealand Banking Group Limited	18 Dec 2019	K	809.76
OCT19-00810780 ILUKA RESOURCES	ILU: Iluka Resources Limited	02 Oct 2019	K	50.00
APR20-00810452 ILUKA RESOURCES	ILU: Iluka Resources Limited	02 Apr 2020	K	80.00
Investment Income	NAB: National Australia Bank Limited	03 Jul 2019	K	2,658.49
Investment Income	NAB: National Australia Bank Limited	12 Dec 2019	K	2,743.98
Investment Income	NCM: Newcrest Mining Limited	26 Sep 2019	K	222.35
Investment Income	NCM: Newcrest Mining Limited	27 Mar 2020	K	118.32
19FPA-00849123 QBE DIVIDEND	QBE: QBE Insurance Group Limited	04 Oct 2019	K	150.00
FPA20-00844128 QBE DIVIDEND	QBE: QBE Insurance Group Limited	09 Apr 2020	K	81.00
Investment Income	TLS: Telstra Corporation Limited	26 Sep 2019	K	931.52
Investment Income	TLS: Telstra Corporation Limited	27 Mar 2020	K	952.32

# BLONDE JACKO SUPERANNUATION FUND

## Statement of Taxable Income

For the Period from 1 July 2019 to 30 June 2020

Description	Investment Reference	Date	Tax Return	
			Ref.	Amount
Investment Income	WBC: Westpac Banking Corporation	20 Dec 2019	K	1,240.00
001233822001 WOW FNL DIV	WOW: Woolworths Group Limited	30 Sep 2019	K	285.00
001240583076 WOW ITM DIV	WOW: Woolworths Group Limited	09 Apr 2020	K	230.00
<i>Less Rounding</i>			K	(0.17)
<b>Total Franked Dividend Amount</b>			<b>K</b>	<b>12,870.00</b>
<b>Dividend Franking Credit</b>				
Investment Income	AGL: AGL Energy Limited	22 Sep 2019	L	290.52
Investment Income	AGL: AGL Energy Limited	27 Mar 2020	L	220.60
Investment Income	ANZ: Australia And New Zealand Banking Group Limited	01 Jul 2019	L	482.06
Investment Income	ANZ: Australia And New Zealand Banking Group Limited	18 Dec 2019	L	347.04
OCT19-00810780 ILUKA RESOURCES	ILU: Iluka Resources Limited	02 Oct 2019	L	21.43
APR20-00810452 ILUKA RESOURCES	ILU: Iluka Resources Limited	02 Apr 2020	L	34.29
Investment Income	NAB: National Australia Bank Limited	03 Jul 2019	L	1,139.35
Investment Income	NAB: National Australia Bank Limited	12 Dec 2019	L	1,175.99
Investment Income	NCM: Newcrest Mining Limited	26 Sep 2019	L	95.29
Investment Income	NCM: Newcrest Mining Limited	27 Mar 2020	L	50.71
19FPA-00849123 QBE DIVIDEND	QBE: QBE Insurance Group Limited	04 Oct 2019	L	64.29
FPA20-00844128 QBE DIVIDEND	QBE: QBE Insurance Group Limited	09 Apr 2020	L	34.71
Investment Income	TLS: Telstra Corporation Limited	26 Sep 2019	L	399.22
Investment Income	TLS: Telstra Corporation Limited	27 Mar 2020	L	408.14
Investment Income	WBC: Westpac Banking Corporation	20 Dec 2019	L	531.43
001233822001 WOW FNL DIV	WOW: Woolworths Group Limited	30 Sep 2019	L	122.14
001240583076 WOW ITM DIV	WOW: Woolworths Group Limited	09 Apr 2020	L	98.57
<i>Less Rounding</i>			L	(0.78)
<b>Total Dividend Franking Credit</b>			<b>L</b>	<b>5,515.00</b>
<b>Gross Trust Distributions</b>				
Investment Income	MGG: Magellan Global Trust - Ordinary Units Fully Paid	03 Jan 2020	M	335.61
Distribution - Tax Statement	MGG: Magellan Global Trust - Ordinary Units Fully Paid	30 Jun 2020	M	(335.61)
Investment Income	MHH: Magellan High Conviction Trust - Ordinary Units Fully Paid	03 Jan 2020	M	750.02
Distribution - Tax Statement	MHH: Magellan High Conviction Trust - Ordinary Units Fully Paid	30 Jun 2020	M	(750.02)
SYD DRP NIL DISCOUNT	SYD: Sydney Airport - Fully Paid Stapled Securities	01 Jul 2019	M	390.00
FEB20-00855115 SYD DISTRIBUTION	SYD: Sydney Airport - Fully Paid Stapled Securities	14 Feb 2020	M	390.00
Distribution - Tax Statement	SYD: Sydney Airport - Fully Paid Stapled Securities	30 Jun 2020	M	(0.31)
Distribution - Tax Statement	SYD: Sydney Airport - Fully Paid Stapled Securities	30 Jun 2020	M	(0.30)
<i>Less Rounding</i>			M	(0.39)
<b>Total Gross Trust Distributions</b>			<b>M</b>	<b>779.00</b>
<b>Total Assessable Employer Contributions</b>			<b>R1</b>	<b>0.00</b>
<b>Total Assessable Personal Contributions</b>			<b>R2</b>	<b>0.00</b>
<b>Total No-TFN quoted contributions</b>			<b>R3</b>	<b>0.00</b>
<b>Total Transfer of Liability to life insurance company or PST</b>			<b>R6</b>	<b>0.00</b>
<b>Total Assessable Contributions</b>			<b>R</b>	<b>0.00</b>

# BLONDE JACKO SUPERANNUATION FUND

## Statement of Taxable Income

For the Period from 1 July 2019 to 30 June 2020

Description	Investment Reference	Date	Tax Return Ref.	Amount
Total Other Income			S	0.00
Total Assessable Income Due to Changed Tax Status of Fund			T	0.00
Total Net Non-arm's Length Income			U	0.00
Total Exempt Current Pension Income			Y	0.00
<b>Total Assessable Income</b>				<b>20,161.00</b>

### Deductions

### Section C

Total Interest Expenses within Australia			A	0.00
Total Interest Expenses Overseas			B	0.00
Total Capital Works Deductions			D	0.00
Total Deduction for Decline in Value of Depreciating Assets			E	0.00
Total Death or Disability Premiums			F	0.00
Total Death Benefit Increase			G	0.00
<b>Approved Auditor Fee</b>				
Transfer to other BLONDEJ		26 May 2020	H	275.00
<b>Total Approved Auditor Fee</b>			H	<b>275.00</b>
<b>Total Investment Expenses</b>			I	<b>0.00</b>
<b>Management and Administration Expenses</b>				
Transfer to other BLONDEJ		26 May 2020	J	737.00
<b>Total Management and Administration Expenses</b>			J	<b>737.00</b>
<b>Total Forestry Managed Investment Scheme Deduction</b>			U	<b>0.00</b>
<b>Other Deductions</b>				
ATO006000012218638 ATO		27 May 2020	L	259.00
<b>Total Other Deductions</b>			L	<b>259.00</b>
<b>Tax Losses Deducted</b>				
Tax Losses Brought Forward		30 Jun 2020	M	0.00
Less Net Exempt Income		30 Jun 2020	M	0.00
<b>Total Tax Losses Deducted</b>			M	<b>0.00</b>
<b>Total Deductions</b>				<b>1,271.00</b>
<b>Taxable Income or Loss</b>		<b>(V - N)</b>	<b>O</b>	<b>18,890.00</b>

### Income Tax Calculation Statement

### Section D

#### Gross Tax

Gross Tax @ 15% for Concessional Income		30 Jun 2020	T1	2,833.50
Gross Tax @ 45% for Net Non-Arm's Length Income		30 Jun 2020	T1	0.00
No-TFN Quoted Contributions @ 32%		30 Jun 2020	J	0.00
<b>Total Gross Tax</b>				<b>2,833.50</b>

# BLONDE JACKO SUPERANNUATION FUND

## Statement of Taxable Income

For the Period from 1 July 2019 to 30 June 2020

Description	Investment Reference	Date	Tax Return Ref.	Amount
<b>Total Credit: Foreign Tax Income Offset</b>			<b>C1</b>	0.00
<b>Total Credit: Rebates and Tax Offset</b>			<b>C2</b>	0.00
<b>Rebates and Offsets</b>			<b>C</b>	0.00
<b>SUBTOTAL</b>				<b>2,833.50</b>
<b>Credit: Refundable Franking Credits</b>				
Investment Income	AGL: AGL Energy Limited	22 Sep 2019	E1	290.52
Investment Income	AGL: AGL Energy Limited	27 Mar 2020	E1	220.60
Investment Income	ANZ: Australia And New Zealand Banking Group Limited	01 Jul 2019	E1	482.06
Investment Income	ANZ: Australia And New Zealand Banking Group Limited	18 Dec 2019	E1	347.04
OCT19-00810780 ILUKA RESOURCES	ILU: Iluka Resources Limited	02 Oct 2019	E1	21.43
APR20-00810452 ILUKA RESOURCES	ILU: Iluka Resources Limited	02 Apr 2020	E1	34.29
Investment Income	NAB: National Australia Bank Limited	03 Jul 2019	E1	1,139.35
Investment Income	NAB: National Australia Bank Limited	12 Dec 2019	E1	1,175.99
Investment Income	NCM: Newcrest Mining Limited	26 Sep 2019	E1	95.29
Investment Income	NCM: Newcrest Mining Limited	27 Mar 2020	E1	50.71
19FPA-00849123 QBE DIVIDEND	QBE: QBE Insurance Group Limited	04 Oct 2019	E1	64.29
FPA20-00844128 QBE DIVIDEND	QBE: QBE Insurance Group Limited	09 Apr 2020	E1	34.71
Investment Income	TLS: Telstra Corporation Limited	26 Sep 2019	E1	399.22
Investment Income	TLS: Telstra Corporation Limited	27 Mar 2020	E1	408.14
Investment Income	WBC: Westpac Banking Corporation	20 Dec 2019	E1	531.43
001233822001 WOW FNL DIV	WOW: Woolworths Group Limited	30 Sep 2019	E1	122.14
001240583076 WOW ITM DIV	WOW: Woolworths Group Limited	09 Apr 2020	E1	98.57
<b>Total Credit: Refundable Franking Credits</b>			<b>E1</b>	<b>5,515.78</b>
<b>Total Credit: No-TFN Tax Offset</b>			<b>E2</b>	<b>0.00</b>
<b>Total Credit: Refundable National Rental Affordability Scheme Tax Offset</b>			<b>E3</b>	<b>0.00</b>
<b>Total Credit: Interest on Early Payments</b>			<b>H1</b>	<b>0.00</b>
<b>Total Credit: Foreign Resident Withholding</b>			<b>H2</b>	<b>0.00</b>
<b>Credit: ABN/TFN Not Quoted (Non-Individual)</b>				
Investment Income	MHH: Magellan High Conviction Trust - Ordinary Units Fully Paid	03 Jan 2020	H3	352.00
<b>Total Credit: ABN/TFN Not Quoted (Non-Individual)</b>			<b>H3</b>	<b>352.00</b>
<b>Total Credit: Interest on No-TFN Tax Offset</b>			<b>H6</b>	<b>0.00</b>
<b>Total Eligible Credits</b>				<b>352.00</b>
<b>Net Tax Payable</b>				<b>(3,034.28)</b>
<b>Total PAYG Instalments Raised</b>			<b>K</b>	<b>0.00</b>
<b>Total Supervisory Levy</b>			<b>L</b>	<b>259.00</b>
<b>Total Supervisory Levy Adjustment for Wound Up Funds</b>			<b>M</b>	<b>0.00</b>
<b>Total Supervisory Levy Adjustment for New Funds</b>			<b>N</b>	<b>0.00</b>

---

**BLONDE JACKO SUPERANNUATION FUND**

**Statement of Taxable Income**

**For the Period from 1 July 2019 to 30 June 2020**

---

Description	Investment Reference	Date	Tax Return Ref.	Amount
Total Amount Due / (Refundable)			■	(2,775.28)

---

**BLONDE JACKO SUPERANNUATION FUND**  
**Foreign Income and Expenses Worksheet**  
**For the period 1 July 2019 to 30 June 2020**

---

Date	Description	Code	Market	Foreign Amount			Xrate	RBA Rate	Variance	AUD Amount		
				Gross	WHT	Net				Gross	WHT	Net

---

Currency:

---

# BLONDE JACKO SUPERANNUATION FUND

## Tax Accounting Reconciliation

For the period 1 July 2019 to 30 June 2020

---

<b>Operating Statement Profit vs. Provision for Income Tax</b>		<b>2020</b>
		<b>\$</b>
<b>Benefits Accrued as a Result of Operations before Income Tax</b>		<b>(63,202.88)</b>
<b><u>ADD:</u></b>		
Decrease in Market Value		83,680.97
<b><u>LESS:</u></b>		
Non-Taxable Contributions		500.00
Non-Taxable Income		1,086.24
Rounding		1.85
<b>Taxable Income or Loss</b>		<b><u>18,890.00</u></b>
	<b>Income Amount</b>	<b>Tax Amount</b>
Gross Tax @ 15% for Concessional Income	18,890.00	2,833.50
Gross Tax @ 45% for Net Non-Arm's Length Income	0.00	0.00
No-TFN Quoted Contributions @ 32%	0.00	0.00
Change in Carried Forward Losses	0.00	0.00
<b>Provision for Income Tax</b>		<b><u>2,833.50</u></b>

### Provision for Income Tax vs. Income Tax Expense

---

<b>Provision for Income Tax</b>	<b>2,833.50</b>
<b>Income Tax Expense</b>	<b><u>2,833.50</u></b>

### Provision for Income Tax vs. Income Tax Payable

---

<b>Provision for Income Tax</b>	<b>2,833.50</b>
<b><u>LESS:</u></b>	
Withholding Credits	352.00
Franking Credits	5,515.78
<b>Income Tax Payable (Receivable)</b>	<b><u>(3,034.28)</u></b>

### Exempt Current Pension Income Settings

---

Pension Exempt % (Actuarial)	0.0000%
Pension Exempt % (Expenses)	0.0000%
Assets Segregated For Pensions	No



# BLONDE JACKO SUPERANNUATION FUND

## Realised Capital Gains

For the period from 1 July 2019 to 30 June 2020

	Accounting Treatment				Taxation Treatment							
	Quantity	Proceeds	Excess Tax Value*	Original Cost	Accounting Profit/(Loss)	Cost Base Calculation		Capital Gains Calculation				
						Adjusted	Reduced	Indexation	Discounted	Other	Deferred	Capital Loss
<b><u>Listed Securities Market</u></b>												
<b>Cybg PLC - Cdi 1:1 Foreign Exempt Lse (ASX:CYB)</b>												
15/11/2019 Sale	646.00	2,590.46		2,590.46	0.00	2,590.46			0.00			
	646.00	2,590.46		2,590.46	0.00	2,590.46			0.00		0.00	
<b>Listed Securities Market Total</b>		2,590.46		2,590.46	0.00	2,590.46			0.00		0.00	
<b>Grand Total</b>		<b>2,590.46</b>		<b>2,590.46</b>	<b>0.00</b>	<b>2,590.46</b>			<b>0.00</b>		<b>0.00</b>	

\* Where there is an Excess Tax Value Amount, the Accounting Profit/(Loss) figure takes account of this. Accounting Profit/(Loss) equals Proceeds less Excess Tax Value less Original Cost.

# BLONDE JACKO SUPERANNUATION FUND

## Realised Capital Gains

For the period from 1 July 2019 to 30 June 2020

### Capital Gains Tax Return Summary

	Indexation	Discount	Other	Deferred	Total Capital Gains	Capital Losses
<b>Current Year Capital Gains</b>						
Shares & Units - Listed Shares	0.00	0.00	0.00	0.00	0.00	0.00
Shares & Units - Other Shares	0.00	0.00	0.00	0.00	0.00	0.00
Shares & Units - Listed Trusts	0.00	0.00	0.00	0.00	0.00	0.00
Shares & Units - Other Units	0.00	0.00	0.00	0.00	0.00	0.00
Australian Real Estate	0.00	0.00	0.00	0.00	0.00	0.00
Other Real Estate	0.00	0.00	0.00	0.00	0.00	0.00
Collectables	0.00	0.00	0.00	0.00	0.00	0.00
Other CGT Assets & Other CGT Events	0.00	0.00	0.00	0.00	0.00	0.00
Distributed Capital Gains from Trusts	0.00	0.00	0.00	0.00	0.00	0.00
	<u>0.00</u>	<u>0.00</u>	<u>0.00</u>	<u>0.00</u>	<u>0.00</u>	<u>0.00</u>
<b>Capital Losses Applied</b>						
Current Year	0.00	0.00	0.00	0.00	0.00	0.00
Prior Years	0.00	0.00	0.00	0.00	0.00	0.00
	<u>0.00</u>	<u>0.00</u>	<u>0.00</u>	<u>0.00</u>	<u>0.00</u>	
<b>Net Capital Gains</b>						
Net Gain after applying losses	0.00	0.00	0.00	0.00	0.00	
Discount applicable		0.00				
Net Gain after applying discount	<u>0.00</u>	<u>0.00</u>	<u>0.00</u>	<u>0.00</u>	<u>0.00</u>	

**BLONDE JACKO SUPERANNUATION FUND**  
**Unrealised Capital Gains as at 30 June 2020**

Quantity /Description	Accounting Treatment			Taxation Treatment								
	Market Value	Original Cost	Accounting Gain/(Loss)	Cost Base Calculation				Capital Gains Calculation				
				Tax Free	Tax Deferred	AMIT	Amount	Indexation	Discountable	Other	Deferred	Capital Loss
<b><u>Bank</u></b>												
<b>Cash at Bank 10960368</b>												
30/06/2020	13,903.51	13,903.51	13,903.51	0.00	0.00	0.00	0.00	13,903.51			0.00	
	13,903.51	13,903.51	13,903.51	0.00	0.00	0.00	0.00	13,903.51			0.00	
<b>Bank Total</b>		13,903.51	13,903.51	0.00	0.00	0.00	0.00	13,903.51			0.00	
<b><u>Listed Securities Market</u></b>												
<b>Australia And New Zealand Banking Group Limited (ASX:ANZ)</b>												
30/06/2016	1,182.00	22,032.48	27,694.84	(5,662.36)	0.00	0.00	0.00	27,694.84				5,662.36
1/07/2016	39.00	726.96	945.60	(218.64)	0.00	0.00	0.00	945.60				218.64
16/12/2016	34.00	633.76	976.80	(343.04)	0.00	0.00	0.00	976.80				343.04
3/07/2017	35.00	652.40	1,004.00	(351.60)	0.00	0.00	0.00	1,004.00				351.60
18/12/2017	36.00	671.04	1,032.00	(360.96)	0.00	0.00	0.00	1,032.00				360.96
2/07/2018	38.00	708.32	1,060.80	(352.48)	0.00	0.00	0.00	1,060.80				352.48
18/12/2018	42.00	782.88	1,091.20	(308.32)	0.00	0.00	0.00	1,091.20				308.32
1/07/2019	40.00	745.60	1,124.80	(379.20)	0.00	0.00	0.00	1,124.80				379.20
18/12/2019	47.00	876.08	1,156.80	(280.72)	0.00	0.00	0.00	1,156.80				280.72
	1,493.00	27,829.52	36,086.84	(8,257.32)	0.00	0.00	0.00	36,086.84			0.00	8,257.32
<b>National Australia Bank Limited (ASX:NAB)</b>												
30/06/2016	2,587.00	47,135.14	64,759.96	(17,624.82)	0.00	0.00	0.00	64,759.96				17,624.82
5/07/2016	94.00	1,712.68	2,561.13	(848.45)	0.00	0.00	0.00	2,561.13				848.45
13/12/2016	97.00	1,767.34	2,654.19	(886.85)	0.00	0.00	0.00	2,654.19				886.85
5/07/2017	91.00	1,658.02	2,750.22	(1,092.20)	0.00	0.00	0.00	2,750.22				1,092.20
13/12/2017	96.00	1,749.12	2,840.31	(1,091.19)	0.00	0.00	0.00	2,840.31				1,091.19
5/07/2018	109.00	1,985.98	2,935.35	(949.37)	0.00	0.00	0.00	2,935.35				949.37
14/12/2018	129.00	2,350.38	3,043.26	(692.88)	0.00	0.00	0.00	3,043.26				692.88
3/07/2019	103.00	1,876.66	2,658.49	(781.83)	0.00	0.00	0.00	2,658.49				781.83
12/12/2019	106.00	1,931.32	2,743.98	(812.66)	0.00	0.00	0.00	2,743.98				812.66
	3,412.00	62,166.64	86,946.89	(24,780.25)	0.00	0.00	0.00	86,946.89			0.00	24,780.25
<b>QBE Insurance Group Limited (ASX:QBE)</b>												
30/06/2016	1,000.00	8,860.00	11,429.95	(2,569.95)	0.00	0.00	0.00	11,429.95				2,569.95
	1,000.00	8,860.00	11,429.95	(2,569.95)	0.00	0.00	0.00	11,429.95			0.00	2,569.95

**BLONDE JACKO SUPERANNUATION FUND**  
**Unrealised Capital Gains as at 30 June 2020**

Quantity /Description	Accounting Treatment			Taxation Treatment									
	Market Value	Original Cost	Accounting Gain/(Loss)	Cost Base Calculation				Capital Gains Calculation					
				Tax Free	Tax Deferred	AMIT	Amount	Indexation	Discountable	Other	Deferred	Capital Loss	
<b><u>Listed Securities Market</u></b>													
<b>Sydney Airport - Fully Paid Stapled Securities (ASX:SYD)</b>													
30/06/2016	2,000.00	11,340.00	12,949.95	(1,609.95)	0.00	2.02	0.00	12,947.93					1,607.93
	2,000.00	11,340.00	12,949.95	(1,609.95)	0.00	2.02	0.00	12,947.93			0.00		1,607.93
<b>Telstra Corporation Limited (ASX:TLS)</b>													
30/06/2016	10,000.00	31,300.00	50,507.85	(19,207.85)	0.00	0.00	0.00	50,507.85					19,207.85
23/09/2016	294.00	920.22	1,550.00	(629.78)	0.00	0.00	0.00	1,550.00					629.78
31/03/2017	343.00	1,073.59	1,595.57	(521.98)	0.00	0.00	0.00	1,595.57					521.98
29/03/2018	344.00	1,076.72	1,170.07	(93.35)	0.00	0.00	0.00	1,170.07					93.35
27/09/2018	377.00	1,180.01	1,207.91	(27.90)	0.00	0.00	0.00	1,207.91					27.90
29/03/2019	286.00	895.18	908.64	(13.46)	0.00	0.00	0.00	908.64					13.46
26/09/2019	260.00	813.80	931.52	(117.72)	0.00	0.00	0.00	931.52					117.72
27/03/2020	271.00	848.23	952.32	(104.09)	0.00	0.00	0.00	952.32					104.09
	12,175.00	38,107.75	58,823.88	(20,716.13)	0.00	0.00	0.00	58,823.88			0.00		20,716.13
<b>Westpac Banking Corporation (ASX:WBC)</b>													
30/06/2016	1,240.00	22,258.00	33,635.73	(11,377.73)	0.00	0.00	0.00	33,635.73					11,377.73
4/07/2016	39.00	700.05	1,165.60	(465.55)	0.00	0.00	0.00	1,165.60					465.55
21/12/2016	38.00	682.10	1,202.26	(520.16)	0.00	0.00	0.00	1,202.26					520.16
4/07/2017	42.00	753.90	1,237.98	(484.08)	0.00	0.00	0.00	1,237.98					484.08
22/12/2017	40.00	718.00	1,277.46	(559.46)	0.00	0.00	0.00	1,277.46					559.46
4/07/2018	47.00	843.65	1,315.06	(471.41)	0.00	0.00	0.00	1,315.06					471.41
20/12/2018	52.00	933.40	1,359.24	(425.84)	0.00	0.00	0.00	1,359.24					425.84
24/06/2019	52.00	933.40	1,408.12	(474.72)	0.00	0.00	0.00	1,408.12					474.72
20/12/2019	49.00	879.55	1,240.00	(360.45)	0.00	0.00	0.00	1,240.00					360.45
	1,599.00	28,702.05	43,841.45	(15,139.40)	0.00	0.00	0.00	43,841.45			0.00		15,139.40

**BLONDE JACKO SUPERANNUATION FUND**  
**Unrealised Capital Gains as at 30 June 2020**

Quantity /Description	Accounting Treatment			Taxation Treatment								
	Market Value	Original Cost	Accounting Gain/(Loss)	Cost Base Calculation				Capital Gains Calculation				
				Tax Free	Tax Deferred	AMIT	Amount	Indexation	Discountable	Other	Deferred	Capital Loss
<b><u>Listed Securities Market</u></b>												
<b>AGL Energy Limited (ASX:AGL)</b>												
30/06/2016	1,154.00	19,675.70	16,898.00	2,777.70	0.00	0.00	0.00	16,898.00		2,777.70		
22/09/2016	23.00	392.15	415.44	(23.29)	0.00	0.00	0.00	415.44				23.29
27/03/2017	19.00	323.95	482.57	(158.62)	0.00	0.00	0.00	482.57				158.62
22/09/2017	25.00	426.25	598.00	(171.75)	0.00	0.00	0.00	598.00				171.75
26/03/2018	31.00	528.55	659.34	(130.79)	0.00	0.00	0.00	659.34				130.79
21/09/2018	39.00	664.95	788.76	(123.81)	0.00	0.00	0.00	788.76				123.81
22/03/2019	33.00	562.65	710.05	(147.40)	0.00	0.00	0.00	710.05				147.40
22/09/2019	45.00	767.25	847.36	(80.11)	0.00	0.00	0.00	847.36				80.11
27/03/2020	35.00	596.75	643.43	(46.68)	0.00	0.00	0.00	643.43				46.68
	1,404.00	23,938.20	22,042.95	1,895.25	0.00	0.00	0.00	22,042.95		2,777.70	0.00	882.45
<b>AMP Limited (ASX:AMP)</b>												
30/06/2016	5,875.00	10,898.12	27,818.82	(16,920.70)	0.00	0.00	0.00	27,818.82				16,920.70
7/10/2016	154.00	285.67	822.50	(536.83)	0.00	0.00	0.00	822.50				536.83
31/03/2017	169.00	313.50	844.06	(530.56)	0.00	0.00	0.00	844.06				530.56
29/09/2017	179.00	332.04	898.71	(566.67)	0.00	0.00	0.00	898.71				566.67
28/03/2018	174.00	322.77	924.66	(601.89)	0.00	0.00	0.00	924.66				601.89
28/09/2018	196.00	363.58	655.10	(291.52)	0.00	0.00	0.00	655.10				291.52
	6,747.00	12,515.68	31,963.85	(19,448.17)	0.00	0.00	0.00	31,963.85			0.00	19,448.17
<b>Iluka Resources Limited (ASX:ILU)</b>												
1/07/2015	1,000.00	8,540.00	9,499.95	(959.95)	0.00	0.00	0.00	9,499.95				959.95
	1,000.00	8,540.00	9,499.95	(959.95)	0.00	0.00	0.00	9,499.95			0.00	959.95
<b>Magellan Global Trust - Ordinary Units Fully Paid (ASX:MGG)</b>												
7/05/2019	10,000.00	17,450.00	17,929.95	(479.95)	0.00	0.00	(624.23)	17,305.72	144.28			
29/07/2019	170.00	296.65	300.00	(3.35)	0.00	0.00	(5.51)	294.49		2.16		
16/01/2020	181.00	315.85	335.61	(19.76)	0.00	0.00	(5.87)	329.74				13.89
	10,351.00	18,062.50	18,565.56	(503.06)	0.00	0.00	(635.61)	17,929.95	144.28	2.16		13.89

**BLONDE JACKO SUPERANNUATION FUND**  
**Unrealised Capital Gains as at 30 June 2020**

Quantity /Description	Accounting Treatment			Taxation Treatment								
	Market Value	Original Cost	Accounting Gain/(Loss)	Cost Base Calculation				Capital Gains Calculation				
				Tax Free	Tax Deferred	AMIT	Amount	Indexation	Discountable	Other	Deferred	Capital Loss
<b><u>Listed Securities Market</u></b>												
<b>Magellan High Conviction Trust - Ordinary Units Fully Paid (ASX:MHH)</b>												
24/09/2019	33,334.00	46,667.60	50,001.00	(3,333.40)	0.00	0.00	(692.73)	49,308.27				2,640.67
15/01/2020	2,500.00	3,500.00	0.00	3,500.00	0.00	0.00	(51.95)	(51.95)			3,551.95	
16/01/2020	257.00	359.80	398.02	(38.22)	0.00	0.00	(5.34)	392.68				32.88
	36,091.00	50,527.40	50,399.02	128.38	0.00	0.00	(750.02)	49,649.00			3,551.95	2,673.55
<b>Newcrest Mining Limited (ASX:NCM)</b>												
30/06/2016	1,005.00	31,687.65	23,379.95	8,307.70	0.00	0.00	0.00	23,379.95		8,307.70		
18/10/2016	5.00	157.65	98.70	58.95	0.00	0.00	0.00	98.70		58.95		
28/04/2017	4.00	126.12	98.86	27.26	0.00	0.00	0.00	98.86		27.26		
27/10/2017	4.00	126.12	95.49	30.63	0.00	0.00	0.00	95.49		30.63		
2/05/2018	5.00	157.65	98.59	59.06	0.00	0.00	0.00	98.59		59.06		
5/10/2018	9.00	283.77	153.96	129.81	0.00	0.00	0.00	153.96		129.81		
22/03/2019	4.00	126.12	108.07	18.05	0.00	0.00	0.00	108.07		18.05		
26/09/2019	6.00	189.18	222.35	(33.17)	0.00	0.00	0.00	222.35				33.17
27/03/2020	4.00	126.12	118.32	7.80	0.00	0.00	0.00	118.32		7.80		
	1,046.00	32,980.38	24,374.29	8,606.09	0.00	0.00	0.00	24,374.29		8,631.46	7.80	33.17
<b>Virgin Money Uk PLC - Cdi 1:1 Foreign Exempt Lse (ASX:VUK)</b>												
8/02/2016	646.00	1,069.13	2,590.46	(1,521.33)	0.00	0.00	0.00	2,590.46				1,521.33
	646.00	1,069.13	2,590.46	(1,521.33)	0.00	0.00	0.00	2,590.46				1,521.33
<b>Woolworths Group Limited (ASX:WOW)</b>												
30/06/2016	500.00	18,640.00	18,229.95	410.05	0.00	0.00	0.00	18,229.95		410.05		
	500.00	18,640.00	18,229.95	410.05	0.00	0.00	0.00	18,229.95		410.05		
<b>Listed Securities MarketTotal</b>	<b>343,279.25</b>	<b>427,744.99</b>	<b>(84,465.74)</b>	<b>0.00</b>	<b>0.00</b>	<b>2.02</b>	<b>(1,385.63)</b>	<b>426,357.34</b>	<b>11,963.49</b>	<b>3,561.91</b>	<b></b>	<b>98,603.49</b>

## BLONDE JACKO SUPERANNUATION FUND

Unrealised Capital Gains as at 30 June 2020

### Capital Gains Tax Return Summary

Current Year Capital Gains	Indexation	Discount	Other	Deferred	Total Capital Gains	Capital Losses
Shares & Units - Listed Shares	0.00	11,819.00	7.00	0.00	11,826.00	94,308.00
Shares & Units - Other Shares	0.00	0.00	0.00	0.00	0.00	0.00
Shares & Units - Listed Trusts	0.00	144.00	3,554.00	0.00	3,698.00	4,295.00
Shares & Units - Other Units	0.00	0.00	0.00	0.00	0.00	0.00
Australian Real Estate	0.00	0.00	0.00	0.00	0.00	0.00
Other Real Estate	0.00	0.00	0.00	0.00	0.00	0.00
Collectables	0.00	0.00	0.00	0.00	0.00	0.00
Other CGT Assets & Other CGT Events	0.00	0.00	0.00	0.00	0.00	0.00
Distributed Capital Gains from Trusts	0.00	0.00	0.00	0.00	0.00	0.00
	0.00	11,963.00	3,561.00	0.00	15,524.00	98,603.00
<b>Capital Losses Applied</b>						
Current Year	0.00	11,963.00	3,561.00	0.00	15,524.00	
Prior Years	0.00	0.00	0.00	0.00	0.00	
	0.00	11,963.00	3,561.00	0.00	15,524.00	
<b>Net Capital Gains</b>						
Net Gain after applying losses	0.00	0.00	0.00	0.00	0.00	
Discount applicable		0.00				
Net Gain after applying discount	0.00	0.00	0.00	0.00	0.00	

### Gains/Losses on Custom Holding Accounts

Account Name	Book Cost	Value	Gain/(Loss)	Tax Rate %	Tax Effect
	(394.98)	(394.98)	0.00	0.00%	0.00
<b>Custom Holding Accounts Totals</b>	(394.98)	(394.98)	0.00		0.00