

Capital gains tax (CGT) schedule

2023

When completing this form

- Print clearly, using a black or dark blue pen only.
- Use BLOCK LETTERS and print one character in each box.
- Do not use correction fluid or covering stickers.
- Sign next to any corrections with your **full signature** (not initials).

S	#	/	T	#	S	T													
---	---	---	---	---	---	---	--	--	--	--	--	--	--	--	--	--	--	--	--

- Use in conjunction with company, trust, fund income tax return or the self-managed superannuation fund annual return.
- Refer to the *Guide to capital gains tax 2023* available on our website at ato.gov.au for instructions on how to complete this schedule.

Tax file number (TFN)

We are authorised by law to request your TFN. You do not have to quote your TFN. However, if you don't it could increase the chance of delay or error in processing your form.

Australian business number (ABN)

Taxpayer's name

1 Current year capital gains and capital losses

	Capital gain	Capital loss
Shares in companies listed on an Australian securities exchange	A \$ <input type="text"/>	K \$ <input type="text"/>
Other shares	B \$ <input type="text"/>	L \$ <input type="text"/>
Units in unit trusts listed on an Australian securities exchange	C \$ <input type="text"/>	M \$ <input type="text" value="14,688"/>
Other units	D \$ <input type="text"/>	N \$ <input type="text"/>
Real estate situated in Australia	E \$ <input type="text"/>	O \$ <input type="text"/>
Other real estate	F \$ <input type="text"/>	P \$ <input type="text"/>
Amount of capital gains from a trust (including a managed fund)	G \$ <input type="text" value="1-26 (A) 19,123"/>	
Collectables	H \$ <input type="text"/>	Q \$ <input type="text"/>
Other CGT assets and any other CGT events	I \$ <input type="text"/>	R \$ <input type="text"/>
Amount of capital gain previously deferred under transitional CGT relief for superannuation funds	S \$ <input type="text" value="0"/>	
Total current year capital gains	J \$ <input type="text" value="19,123"/>	

1-26 (B)

Add the amounts at labels K to R and write the total in item 2 label A – **Total current year capital losses**.

Signature as prescribed in tax return Tax File Number

2 Capital losses

Total current year capital losses **A** \$

Total current year capital losses applied **B** \$

Total prior year net capital losses applied **C** \$

Total capital losses transferred in applied (only for transfers involving a foreign bank branch or permanent establishment of a foreign financial entity) **D** \$

Total capital losses applied **E** \$

Add amounts at B, C and D.

3 Unapplied net capital losses carried forward

Net capital losses from collectables carried forward to later income years **A** \$

Other net capital losses carried forward to later income years **B** \$

Add amounts at A and B and transfer the total to label V - Net capital losses carried forward to later income years on your tax return.

4 CGT discount

Total CGT discount applied **A** \$

1-260

5 CGT concessions for small business

Small business active asset reduction **A** \$

Small business retirement exemption **B** \$

Small business rollover **C** \$

Total small business concessions applied **D** \$

6 Net capital gain

Net capital gain **A** \$

1-26 D

1J less 2E less 4A less 5D (cannot be less than zero). Transfer the amount at A to label A - Net capital gain on your tax return.

Signature as prescribed in tax return

Tax File Number

167580236

7 Earnout arrangements

Are you a party to an earnout arrangement? **A** Yes, as a buyer Yes, as a seller No
 (Print in the appropriate box.)

! If you are a party to more than one earnout arrangement, copy and attach a separate sheet to this schedule providing the details requested here for each additional earnout arrangement.

How many years does the earnout arrangement run for? **B**

What year of that arrangement are you in? **C**

If you are the seller, what is the total estimated capital proceeds from the earnout arrangement? **D** \$

Amount of any capital gain or loss you made under your non-qualifying arrangement in the income year. **E** \$ / ^{LOSS}

! **Request for amendment**

If you received or provided a financial benefit under a look-through earnout right created in an earlier income year and you wish to seek an amendment to that earlier income year, complete the following:

Income year earnout right created **F**

Amended net capital gain or capital losses carried forward **G** \$ / ^{LOSS}

8 Other CGT information required (if applicable)

Small business 15 year exemption – exempt capital gains **A** \$ / ^{CODE}

Capital gains disregarded by a foreign resident **B** \$

Capital gains disregarded as a result of a scrip for scrip rollover **C** \$

Capital gains disregarded as a result of an inter-company asset rollover **D** \$

Capital gains disregarded by a demerging entity **E** \$

Signature as prescribed in tax return

Tax File Number

167580236

Taxpayer's declaration

 If the schedule is not lodged with the income tax return you are required to sign and date the schedule.

Important

Before making this declaration check to ensure that all the information required has been provided on this form and any attachments to this form, and that the information provided is true and correct in every detail. If you are in doubt about any aspect of the tax return, place all the facts before the ATO. The income tax law imposes heavy penalties for false or misleading statements.

Privacy

Taxation law authorises the ATO to collect information and disclose it to other government agencies. This includes personal information of the person authorised to sign the declaration. For information about your privacy go to ato.gov.au/privacy

I declare that the information on this form is true and correct.

Signature

Date

Day

Month

Year

Contact name

Scott Jeffery

Daytime contact number (include area code)

61413273076

Realised Capital Gains Report


For The Period 01 July 2022 - 30 June 2023



Investment	Accounting Treatment				Tax Treatment								
	Purchase Contract Date	Disposal Contract Date	Units	Cost	Proceeds	Accounting Profit/(Loss)	Adjusted Cost Base	Reduced Cost Base	Indexed Cost Base	Indexed Gains	Discounted Gains (Gross)	Other Gains	Capital Loss
Managed Investments (Australian)													
JEFFSS1BT - BT Panorama Investments ***8730													
			0.00	0.00	0.00	0.00	0.00	0.00	0.00	0.00	19,114.10	2.87	0.00
			0.00	0.00	0.00	0.00	0.00	0.00	0.00	0.00	7.79	0.00	(14,688.66)
			0.00	0.00	0.00	0.00	0.00	0.00	0.00	0.00	19,121.89	2.87	(14,688.66)
			0.00	0.00	0.00	0.00	0.00	0.00	0.00	0.00	19,121.89	2.87	(14,688.66)
			0.00	0.00	0.00	0.00	0.00	0.00	0.00	0.00	19,121.89	2.87	(14,688.66)

Capital Gains Reconciliation Report

For The Period 01 July 2022 - 30 June 2023



	Total	Discounted	Indexed	Other	Notional
Losses available to offset					
Carried forward from prior losses	0.00				
Carried forward from prior losses - Collectables	0.00				
Current year capital losses	14,688.66				
Current year capital losses - Collectables	0.00				
Total Losses Available	14,688.66				
Total Losses Available - Collectables	0.00				
Capital Gains					
Capital gains from disposal of assets	0.00	0.00	0.00	0.00	0.00
Capital gains from disposal of assets - Collectables	0.00	0.00	0.00	0.00	0.00
Capital gains from trust distributions	19,124.76	19,121.89	0.00	2.87	0.00
Capital Gains Before Losses applied	19,124.76	19,121.89	0.00	2.87	0.00
Losses and discount applied					
Losses applied	14,688.66	14,685.79	0.00	2.87	0.00
Losses applied - Collectables	0.00	0.00	0.00	0.00	0.00
Capital gains after losses applied	4,436.10	4,436.10	0.00	0.00	0.00
Capital gains after losses applied - Collectables	0.00	0.00	0.00	0.00	0.00
CGT Discount applied	1,478.70				
CGT Discount applied - Collectables	0.00				

Capital Gains Reconciliation Report

For The Period 01 July 2022 - 30 June 2023



	Total	Discounted	Indexed	Other	Notional
Net Capital Gain					
Net capital gain	2,957.40				
Net capital gain - Collectables	0.00				
Total Net Capital Gain (11A)	2,957.40				
Net Capital Losses Carried Forward to later income					
Net Capital Losses Carried Forward to later income years	0.00				
Net Capital Losses Carried Forward to later income years - Collectables	0.00				
Total Net Capital Losses Carried Forward to later income years (14V)	0.00				

Note

Refer to Realised Gains Report for details of Disposals at a Security level

Refer to Distribution Reconciliation Report for Trust Distribution details at a Security level

Annual statement

for the period 1 July 2022 to 30 June 2023

Account details

Product BT Panorama Investments
Account ID 120478730
Account name S & L Jeffery Super Fund
Adviser Thomas Graham

Contents

Your statement at a glance	2
Portfolio valuation	3
Earnings and expenses	4
Transaction history	7
Complaints	16

\$522,699.41

Portfolio value as at 30 Jun 2023

For more information

 1300 881 716

 support@panorama.com.au

Please read the Annual Statement Guide where the information contained in this statement is further explained

Annual statement created 7 Sep 2023

Your statement at a glance

Total portfolio opening balance 1 Jul 2022		\$426,959.29
Inflows		\$34,000.00
Deposits to Transaction account		\$34,000.00
Asset transfers in		\$0.00
Outflows		\$0.00
Payments from Transaction account		\$0.00
Asset transfers out		\$0.00
Expenses		-\$1,291.98
Fees		-\$1,291.98
Taxes		\$0.00
Income on investments	(A)	\$22,673.60
Market movement		\$40,358.50
Total portfolio closing balance 30 Jun 2023		\$522,699.41

1-3

Portfolio valuation

Transaction account

	Balance \$	Total portfolio %
Transaction account	\$13,847.61	2.65%
Total transaction account balance	\$13,847.61	2.65%

Managed funds

Investments	Quantity	Last price \$	Market value \$	Total portfolio %
BFL0002AU • Bennelong Concentrated Australian Equities Fund	9,177.3888	\$2.10	\$19,250.86	3.68%
COL0001AU • Charter Hall Maxim Property Securities Fund	32,007.6198	\$0.92	\$29,482.76	5.64%
CSA0131AU • SGH Australian Small Companies Fund	6,699.3735	\$3.02	\$20,234.01	3.87%
HOW0034AU • Greencape Broadcap Fund	46,017.4179	\$1.58	\$72,535.00	13.88%
LAZ0013AU • Lazard Select Australian Equity Fund - W Class	35,981.9249	\$1.92	\$69,156.18	13.23%
MIA0001AU • MFS Global Equity Trust	31,544.1670	\$1.85	\$58,364.47	11.17%
OMF5868AU • Realm Strategic Income Fund	73,467.7420	\$1.04	\$76,127.27	14.56%
VAN0111AU • Vanguard High Growth Index Fund	84,744.2201	\$1.75	\$148,412.55	28.40%
Total managed funds balance			\$493,563.10	94.43%

Total income accrued	\$15,288.70 (A)	2.92%
-----------------------------	-----------------	-------

Total portfolio value as at 30 Jun 2023	\$522,699.41	100%
--	---------------------	-------------

Total outstanding trades (if applicable) are outstanding cash or and asset transactions due to settle post 30 June

Total income accrued (if applicable) includes cash and reinvested income due to settle post 30 June

$$\begin{array}{r}
 522699.41 \\
 - 15288.70 \\
 \hline
 \$ 507410.71 \text{ (B)}
 \end{array}$$

Earnings and expenses

Income	
	Amount \$
Transaction account income	\$245.76
Term deposit interest	\$0.00
Managed portfolio income	\$0.00
Tailored portfolio income	\$0.00
Listed security income	\$0.00
Managed fund income	\$22,427.84
Accrued interest	\$0.00
Other income	\$0.00
Total income	\$22,673.60

Market movement	
	Amount \$
Realised/unrealised market movement	\$40,358.50
Total market movement	\$40,358.50

Earnings and expenses

Expenses	
Fee type	Amount \$
Administration fees	-\$1,215.98
Investment management fees	\$0.00
Expense Recovery - Legislative	-\$76.00
Portfolio management fees	\$0.00
Advice fees	\$0.00
Adviser Establishment Fee	\$0.00
Advice fee	\$0.00
One-off advice fee	\$0.00
Licensee advice fee	\$0.00
SMSF fees	\$0.00
SMSF Administration fee	\$0.00
SMSF Actuarial fee	\$0.00
SMSF Audit fee	\$0.00
SMSF Establishment fee	\$0.00
Taxes	\$0.00
Non-resident withholding tax	\$0.00
TFN withholding tax	\$0.00
Total expenses	-\$1,291.98
Net earnings	\$61,740.12

Accrued interest includes interest due to settle post 30 June. Any term deposit interest reported as accrued interest on your statement last year has also been included in your opening balance this year, and as such, total term deposit interest income reported this year might be different from the cash interest received as the total interest has taken into account any accrued interest reported in last year's statement.

Changes in market value exclude any gains or losses arising from assets held outside the service. This statement does not provide the gain or loss on disposal for tax purposes and should not be relied upon in making decisions about your tax position. You should seek professional advice regarding your tax position.

Total expenses shown above may not include all the fees and costs in relation to your investments (for example it does not include any information on the fees and costs relating to any underlying managed investment (other than BT Managed Portfolios) that you access through Panorama Investments).

Fees and costs summary

Description	Amount
Fees deducted directly from your account	\$1,291.98
This amount has been deducted directly from your account (reflected in the transactions listed on this statement). It includes the insurance premiums you paid.	
Fees and costs deducted from your investment	\$0.00
This approximate amount has been deducted from your investment. It covers amounts that have reduced the return on your investment and are not reflected as transactions listed on this statement or in the Additional explanation of fees and costs. This amount is the Transaction Account fee only. This amount does not include the Other Fees and Costs below related to your selected investment options.	
Total fees and costs you paid	\$1,291.98
This approximate amount includes all the fees and costs that affected your investment during the period.	
Other fees and costs (investment options)	\$4,665.94
This approximate amount has been deducted from the investment options you have chosen and has reduced the return on these investments but is not charged to you directly as a fee.	
These fees and costs include management fees and costs, performance fees, transaction costs and buy/sell spreads associated with your selected investment options.	
Total fees and costs you paid - with investment options fees and costs	\$5,957.92
This approximate amount includes the total fees and costs you paid and the other fees and costs associated with your selected investment options during the reporting period.	
Additional explanation of fees and costs	
The fees and costs information shown above may not include all the fees and costs in relation to your underlying investments. For more information regarding the fees and costs of the underlying investment options available through the Product, refer to the product disclosure statement or other disclosure document for the relevant investment option, which may be obtained free of charge online by logging in to your account, on request from your adviser (if you have one) or by contacting us.	

(A)

Transaction account history - Cash

Settlement date	Trade date	Transaction type	Description	Quantity	Debit \$	Credit \$	Balance \$
Opening balance as at 1 Jul 2022							
5 Jul 2022	5 Jul 2022	Expense	Administration fee for the period 01/06/2022 to 30/06/2022		\$97.80		\$21,011.53
11 Jul 2022	11 Jul 2022	Buy	Reinvest - Buy Vanguard High Growth Index Fund (VAN0111AU) for \$2,704.05	1,695.3291	\$2,704.05		\$18,209.68
13 Jul 2022	13 Jul 2022	Buy	Reinvest - Buy Lazard Select Australian Equity Fund - W Clas (LAZ0013AU) for \$533.20	320.6252	\$533.20		\$17,676.48
14 Jul 2022	14 Jul 2022	Buy	Reinvest - Buy Charter Hall Maxim Property Securities Fund (COL0001AU) for \$736.76	752.8715	\$736.76		\$16,939.72
15 Jul 2022	15 Jul 2022	Buy	Reinvest - Buy PIMCO Diversified Fixed Interest Fund - Whole (ETL0016AU) for \$68.43	77.0087	\$68.43		\$16,871.29
15 Jul 2022	15 Jul 2022	Buy	Reinvest - Buy MFS Global Equity Trust (MIA0001AU) for \$5,703.66	3,251.9870	\$5,703.66		\$11,167.63
15 Jul 2022	15 Jul 2022	Buy	Reinvest - Buy abrdn Australian Small Companies Fund (CSA0131AU) for \$169.26	60.9134	\$169.26		\$10,998.37
19 Jul 2022	19 Jul 2022	Buy	Reinvest - Buy Greencape Broadcap Fund (HOW0034AU) for \$5,301.91	3,619.7925	\$5,301.91		\$5,696.46
21 Jul 2022	21 Jul 2022	Buy	Reinvest - Buy Bennelong Concentrated Australian Equities Fu (BFL0002AU) for \$859.73	376.2000	\$859.73		\$4,836.73
22 Jul 2022	22 Jul 2022	Buy	Reinvest - Buy Platinum International Fund (PLA0002AU) for \$2,151.82	1,215.5802	\$2,151.82		\$2,684.91
25 Jul 2022	25 Jul 2022	Buy	Reinvest - Buy Magellan Global Fund (MGE0001AU) for \$987.67	424.8774	\$987.67		\$1,697.24
31 Jul 2022	31 Jul 2022	Income	Interest payment for Cash Management Account			\$1.66	\$1,698.90
3 Aug 2022	3 Aug 2022	Expense	Administration fee for the period 01/07/2022 to 31/07/2022		\$99.97		\$1,598.93

Transaction account history - Cash

Settlement date	Trade date	Transaction type	Description	Quantity	Debit \$	Credit \$	Balance \$
11 Aug 2022	11 Aug 2022	Deposit	Direct Debit Deposit from S&L JEFFERY PTY LTD ATF S&L JEFF SMSF Investment			\$4,000.00	\$5,598.93
31 Aug 2022	31 Aug 2022	Income	Interest payment for Cash Management Account			\$3.72	\$5,602.65
5 Sep 2022	5 Sep 2022	Expense	Administration fee for the period 01/08/2022 to 31/08/2022		\$103.67		\$5,498.98
15 Sep 2022	15 Sep 2022	Expense	Expense recovery - Legislative		\$76.00		\$5,422.98
30 Sep 2022	30 Sep 2022	Income	Interest payment for Cash Management Account			\$6.29	\$5,429.27
5 Oct 2022	5 Oct 2022	Expense	Administration fee for the period 01/09/2022 to 30/09/2022		\$98.64		\$5,330.63
5 Oct 2022	30 Sep 2022	Income	Distribution 23,057.0976 PIMCO Diversified Fixed Interest Fund - Whole (ETL0016AU) @ \$0.002932			\$67.59	\$5,398.22
6 Oct 2022	30 Sep 2022	Income	Distribution 32,561,3497 Lazard Select Australian Equity Fund - W Clas (LAZ0013AU) @ \$0.021168			\$689.26	\$6,087.48
7 Oct 2022	30 Sep 2022	Income	Distribution 75,753,5797 Vanguard High Growth Index Fund (VAN0111AU) @ \$0.013039			\$987.78	\$7,075.26
10 Oct 2022	10 Oct 2022	Buy	Reinvest - Buy PIMCO Diversified Fixed Interest Fund - Whole (ETL0016AU) for \$67.59	78.8405	\$67.59		\$7,007.67
11 Oct 2022	11 Oct 2022	Buy	Reinvest - Buy Lazard Select Australian Equity Fund - W Clas (LAZ0013AU) for \$689.26	387.0943	\$689.26		\$6,318.41
13 Oct 2022	30 Sep 2022	Income	Distribution 41,639,0666 Greencape Broadcap Fund (HOW0034AU) @ \$0.016582			\$690.45	\$7,008.86
14 Oct 2022	14 Oct 2022	Buy	Reinvest - Buy Vanguard High Growth Index Fund (VAN0111AU) for \$987.78	625.4940	\$987.78		\$6,021.08
17 Oct 2022	17 Oct 2022	Buy	Reinvest - Buy Greencape Broadcap Fund (HOW0034AU) for \$690.45	469.4065	\$690.45		\$5,330.63

Transaction account history - Cash

Settlement date	Trade date	Transaction type	Description	Quantity	Debit \$	Credit \$	Balance \$
17 Oct 2022	30 Sep 2022	Income	Distribution 26.169.5928 Charter Hall Maxim Property Securities Fund (COL0001AU) @ \$0.005398			\$141.27	\$5,471.90
20 Oct 2022	20 Oct 2022	Buy	Reinvest - Buy Charter Hall Maxim Property Securities Fund (COL0001AU) for \$141.27	159.3929	\$141.27		\$5,330.63
24 Oct 2022	24 Oct 2022	Buy	Buy abrdn Australian Small Companies Fund (CSA0131AU) for \$2,166.00. Transaction fee \$0.00.	747.5154	\$2,166.00		\$3,164.63
26 Oct 2022	24 Oct 2022	Sell	Sell 23.135.9381 PIMCO Diversified Fixed Interest Fund - Whole (ETL0016AU) @ \$0.8445. Transaction fee \$0.00.	-23.135.9381		\$19,538.30	\$22,702.93
26 Oct 2022	26 Oct 2022	Buy	Buy Magellan Global Fund (MGE0001AU) for \$3,766.00. Transaction fee \$0.00.	1.597.1162	\$3,766.00		\$18,936.93
26 Oct 2022	26 Oct 2022	Buy	Buy Charter Hall Maxim Property Securities Fund (COL0001AU) for \$5,038.00. Transaction fee \$0.00.	5.449.4322	\$5,038.00		\$13,898.93
26 Oct 2022	26 Oct 2022	Buy	Buy Bennelong Concentrated Australian Equities Fu (BFL0002AU) for \$2,270.00. Transaction fee \$0.00.	1.064.1788	\$2,270.00		\$11,628.93
26 Oct 2022	26 Oct 2022	Buy	Buy Lazard Select Australian Equity Fund - W Clas (LAZ0013AU) for \$4,528.00. Transaction fee \$0.00.	2.485.3175	\$4,528.00		\$7,100.93
26 Oct 2022	26 Oct 2022	Buy	Buy MFS Global Equity Trust (MIA0001AU) for \$4,253.00. Transaction fee \$0.00.	2.349.4641	\$4,253.00		\$2,847.93
26 Oct 2022	24 Oct 2022	Sell	Sell 10.672.504490 Platinum International Fund (PLA0002AU) @ \$1.8124. Transaction fee \$0.00.	-10.672.5045		\$19,342.85	\$22,190.78
27 Oct 2022	27 Oct 2022	Buy	Buy Vanguard High Growth Index Fund (VAN0111AU) for \$12,265.00. Transaction fee \$0.00.	7.614.2288	\$12,265.00		\$9,925.78

1-9

Transaction account history - Cash

Settlement date	Trade date	Transaction type	Description	Quantity	Debit \$	Credit \$	Balance \$
27 Oct 2022	27 Oct 2022	Buy	Buy Greencape Broadcap Fund (HOW0034AU) for \$5,445.00. Transaction fee \$0.00.	3,582.4726	\$5,445.00		\$4,480.78
31 Oct 2022	31 Oct 2022	Income	Interest payment for Cash Management Account			\$9.17	\$4,489.95
3 Nov 2022	3 Nov 2022	Expense	Administration fee for the period 01/10/2022 to 31/10/2022		\$101.09		\$4,388.86
30 Nov 2022	30 Nov 2022	Income	Interest payment for Cash Management Account			\$7.38	\$4,396.24
5 Dec 2022	5 Dec 2022	Expense	Administration fee for the period 01/11/2022 to 30/11/2022		\$100.82		\$4,295.42
31 Dec 2022	31 Dec 2022	Income	Interest payment for Cash Management Account			\$8.24	\$4,303.66
5 Jan 2023	5 Jan 2023	Expense	Administration fee for the period 01/12/2022 to 31/12/2022		\$104.36		\$4,199.30
6 Jan 2023	30 Dec 2022	Income	Distribution 35,433.7615 Lazard Select Australian Equity Fund - W Clas (LAZ0013AU) @ \$0.012901			\$457.13	\$4,656.43
9 Jan 2023	30 Dec 2022	Income	Distribution 83,993.3025 Vanguard High Growth Index Fund (VAN0111AU) @ \$0.007495			\$629.57	\$5,286.00
10 Jan 2023	30 Dec 2022	Income	Distribution 45,690.9457 Greencape Broadcap Fund (HOW0034AU) @ \$0.001137			\$51.97	\$5,337.97
10 Jan 2023	30 Dec 2022	Income	Distribution 9,083.6018 Bannelong Concentrated Australian Equities Fu (BFL0002AU) @ \$0.022817			\$207.26	\$5,545.23
11 Jan 2023	11 Jan 2023	Buy	Reinvest - Buy Vanguard High Growth Index Fund (VAN0111AU) for \$629.57	377.9612	\$629.57		\$4,915.66
11 Jan 2023	11 Jan 2023	Buy	Reinvest - Buy Lazard Select Australian Equity Fund - W Clas (LAZ0013AU) for \$457.13	239.2725	\$457.13		\$4,458.53
11 Jan 2023	30 Dec 2022	Income	Distribution 6,645.8600 abrdn Australian Small Companies Fund (CSA0131AU) @ \$0.025254			\$167.84	\$4,626.37

1-10

Transaction account history - Cash

Settlement date	Trade date	Transaction type	Description	Quantity	Debit \$	Credit \$	Balance \$
12 Jan 2023	30 Dec 2022	Income	Distribution 31,778,4179 Charter Hall Maxim Property Securities Fund (COL0001AU) @ \$0.001997			\$63.45	\$4,689.82
17 Jan 2023	17 Jan 2023	Buy	Reinvest - Buy Charter Hall Maxim Property Securities Fund (COL0001AU) for \$63.45	63.0466	\$63.45		\$4,626.37
17 Jan 2023	17 Jan 2023	Buy	Reinvest - Buy Bennelong Concentrated Australian Equities Fu (BFL0002AU) for \$207.26	93.7870	\$207.26		\$4,419.11
17 Jan 2023	17 Jan 2023	Buy	Reinvest - Buy Greencape Broadcap Fund (HOW0034AU) for \$51.97	31.9245	\$51.97		\$4,367.14
17 Jan 2023	17 Jan 2023	Buy	Reinvest - Buy abrdn Australian Small Companies Fund (CSA0131AU) for \$167.84	53.5135	\$167.84		\$4,199.30
18 Jan 2023	30 Dec 2022	Income	Distribution 21,388.081177200 Magellan Global Fund (MGE0001AU) @ \$0.051			\$1,090.79	\$5,290.09
20 Jan 2023	20 Jan 2023	Buy	Reinvest - Buy Magellan Global Fund (MGE0001AU) for \$1,090.79	465.6918	\$1,090.79		\$4,199.30
31 Jan 2023	31 Jan 2023	Income	Interest payment for Cash Management Account			\$8.99	\$4,208.29
3 Feb 2023	3 Feb 2023	Expense	Administration fee for the period 01/01/2023 to 31/01/2023		\$104.95		\$4,103.34
28 Feb 2023	28 Feb 2023	Income	Interest payment for Cash Management Account			\$7.83	\$4,111.17
3 Mar 2023	3 Mar 2023	Expense	Administration fee for the period 01/02/2023 to 28/02/2023		\$95.97		\$4,015.20
31 Mar 2023	31 Mar 2023	Income	Interest payment for Cash Management Account			\$9.38	\$4,024.58
5 Apr 2023	5 Apr 2023	Expense	Administration fee for the period 01/03/2023 to 31/03/2023		\$105.10		\$3,919.48
6 Apr 2023	31 Mar 2023	Income	Distribution 35,673.0340 Lazard Select Australian Equity Fund - W Clas (LAZ0013AU) @ \$0.0168			\$599.31	\$4,518.79

11

Transaction account history - Cash

Settlement date	Trade date	Transaction type	Description	Quantity	Debit \$	Credit \$	Balance \$
11 Apr 2023	31 Mar 2023	Income	Distribution 84.371.2637 Vanguard High Growth Index Fund (VAN0111AU) @ \$0.007679			\$647.90	\$5,166.69
12 Apr 2023	12 Apr 2023	Buy	Reinvest - Buy Lazard Select Australian Equity Fund - W Clas (LAZ0013AU) for \$599.31	308.8909	\$599.31		\$4,567.38
12 Apr 2023	31 Mar 2023	Income	Distribution 45.722.8702 Greencape Broadcap Fund (HOW0034AU) @ \$0.010681			\$488.36	\$5,055.74
14 Apr 2023	31 Mar 2023	Income	Distribution 31.841.4645 Charter Hall Maxim Property Securities Fund (COL0001AU) @ \$0.005			\$159.21	\$5,214.95
17 Apr 2023	17 Apr 2023	Buy	Reinvest - Buy Vanguard High Growth Index Fund (VAN0111AU) for \$647.90	372.9564	\$647.90		\$4,567.05
21 Apr 2023	21 Apr 2023	Buy	Reinvest - Buy Charter Hall Maxim Property Securities Fund (COL0001AU) for \$159.21	166.1553	\$159.21		\$4,407.84
21 Apr 2023	21 Apr 2023	Buy	Reinvest - Buy Greencape Broadcap Fund (HOW0034AU) for \$488.36	294.5477	\$488.36		\$3,919.48
30 Apr 2023	30 Apr 2023	Income	Interest payment for Cash Management Account			\$10.23	\$3,929.71
2 May 2023	2 May 2023	Deposit	Direct Debit Deposit from S&L JEFFERY PTY LTD ATF S&L JEFF BT Panorama			\$30,000.00	\$33,929.71
2 May 2023	28 Apr 2023	Sell	Sell 21.853.773018549 Magellan Global Fund (MGE0001AU) @ \$2.6258. Transaction fee \$0.00.	-21.853.7730		\$57,383.64	\$91,313.35
3 May 2023	3 May 2023	Expense	Administration fee for the period 01/04/2023 to 30/04/2023		\$103.44		\$91,209.91
18 May 2023	18 May 2023	Buy	Buy Realm Strategic Income Fund (OMF5868AU) for \$77,435.00. Transaction fee \$0.00.	73,467.7420	\$77,435.00		\$13,774.91
31 May 2023	31 May 2023	Income	Interest payment for Cash Management Account			\$136.03	\$13,910.94
5 Jun 2023	5 Jun 2023	Expense	Administration fee for the period 01/05/2023 to 31/05/2023		\$100.17		\$13,810.77

1-12

Transaction account history - Cash

Settlement date	Trade date	Transaction type	Description	Quantity	Debit \$	Credit \$	Balance \$
30 Jun 2023	30 Jun 2023	Income	Interest payment for Cash Management Account			\$36.84	\$13,847.61
7 Jul 2023	30 Jun 2023	Income	Distribution 84,744,2201 Vanguard High Growth Index Fund (VAN0111AU) @ \$0.019978			\$1,693.05	\$15,540.66
10 Jul 2023	30 Jun 2023	Income	Distribution 31,544,167000 MFS Global Equity Trust (MIA0001AU) @ \$0.205554			\$6,484.03	\$22,024.69
13 Jul 2023	30 Jun 2023	Income	Distribution 46,017,4179 Greencap Broadcap Fund (HOW0034AU) @ \$0.071549			\$3,292.51	\$25,317.20
17 Jul 2023	30 Jun 2023	Income	Distribution 35,981,9249 Lazard Select Australian Equity Fund - W Clas (LAZ0013AU) @ \$0.02193			\$789.08	\$26,106.28
17 Jul 2023	30 Jun 2023	Income	Distribution 9,177,3888 Bannelong Concentrated Australian Equities Fu (BFL0002AU) @ \$0.015660			\$143.72	\$26,250.00
17 Jul 2023	30 Jun 2023	Income	Distribution 6,699,3735 SGH Australian Small Companies Fund (CSA0131AU) @ \$0.033416			\$223.86	\$26,473.86
18 Jul 2023	29 Jun 2023	Income	Distribution 73,467,7420 Realm Strategic Income Fund (OMF5868AU) @ \$0.024179			\$1,776.38	\$28,250.24

1-13

Transaction account history - Cash

Settlement date	Trade date	Transaction type	Description	Quantity	Debit \$	Credit \$	Balance \$
20 Jul 2023	30 Jun 2023	Income	Distribution 32,007,6198 Charter Hall Maxim Property Securities Fund (COL0001AU) @ \$0.027683			\$886.07	\$29,136.31
Subtotal					\$144,813.61	\$152,938.39	

Closing balance as at 30 Jun 2023

\$29,136.31

Transactions are reflected in this statement as at the date the transaction occurred. Dividends or distributions may not be reflected in this statement until they are credited to your account. This statement may not include other recent transactions that have not been processed.

Withholding tax transactions, that apply to dividends or distributions that are not settled at the time of statement generation, are not included in this statement and can be viewed online when the year-end tax transaction is finalised.

Transaction history – Non cash

Settlement date	Trade date	Security code	Transaction type	Description	Quantity	Debit \$	Credit \$
17 Apr 2023	17 Apr 2023	CSA0131AU	Transfer	Position Transfer on S & L Jeffery Super Fund Direct Holdings	-6,699.3735	\$20,736.57	
17 Apr 2023	17 Apr 2023	CSA0131AU	Transfer	Position Transfer on S & L Jeffery Super Fund Direct Holdings	6,699.3735		\$20,736.57

Transactions are reflected in this statement as at the date the transaction occurred. Dividends or distributions may not be reflected in this statement until they are credited to your account. This statement may not include other recent transactions that have not been processed.

Complaints

1-16

If you have a complaint, contact our dedicated Customer Solutions team on 1300 881 716 from 8.00am to 6.30pm, Monday to Friday (Sydney time) or write to us at GPO Box 2675, Sydney NSW 2001. If an issue has not been resolved to your satisfaction, you can lodge a complaint with the Australian Financial Complaints Authority (AFCA). AFCA provides fair and independent financial services complaint resolution that is free to consumers.

Online: www.afca.org.au

Email: info@afca.org.au

Phone 1800 931 678

Mail: Australian Financial Complaints Authority GPO Box 3 Melbourne VIC 3001

Disclaimer

The information contained in this statement is given in good faith and has been derived from sources believed to be accurate at the statement request date. However, it is general information only and should not be considered a comprehensive statement on any matter nor relied upon as such. BT Portfolio Services Ltd ABN 73 095 055 206 AFSL 233715 (BTPS) operates Panorama Investments and BT Invest. Westpac Financial Services Ltd ABN 20 000 241 127 AFSL 233716 (WFSL) is the responsible entity and issuer of interests in BT Managed Portfolios. Westpac Banking Corporation ABN 33 007 457 141 AFSL and Australian credit licence 233714 (Westpac) is the issuer of the Cash Management Account (BT CMA). Together, these products are referred to as the Panorama products.

Annual tax statement

for the period 1 July 2022 to 30 June 2023


Account details

Product	BT Panorama Investments
Account ID	120478730
Account name	S & L Jeffery Super Fund
Entity type	SMSF
Adviser	Thomas Graham

Contents

Summary of assessable income	2
Deductions and credits summary	3
Interest schedule	5
Distributions schedule	6
Capital gain/loss schedule	10
Miscellaneous expenses schedule	25
Complaints	26

For more information



Please read the Panorama tax guide where the information contained in this statement is further explained

Summary of assessable income

Item	Amount \$
Gross interest	245.76
Unfranked dividends from shares	0.00
Franked dividends from shares	0.00
Franking credits from shares	0.00
Franked distributions from trusts	8,196.07
Distributions from trusts	3,107.39
Net capital gain	2,957.40
Foreign income	2,382.08
Foreign trust and CFC income	0.00
Australian franking credits from a New Zealand franking company	0.00
Other income	0.00
Total assessable income	\$16,888.70

Deductions and credits summary

Deductions

Item	Amount \$
Listed investment company capital gain deduction	0.00
Expenses	1,291.98
Loss on sale of traditional security	0.00
Total deductions/expenses	\$1,291.98

Total taxable income from investment assets

\$15,596.72

Tax credits

Item	Amount \$
TFN amounts withheld from interest	0.00
TFN amounts withheld from unfranked dividends	0.00
TFN amounts withheld from trust distributions	0.00
Credit for tax paid by trustee	0.00
Franking credits from shares (after 45 day rule)	0.00
Franking credits from trust distributions (after 45 day rule)	2,963.46
Australian franking credits from a New Zealand franking company	0.00
Foreign income tax offset (including CG offset)	369.35
Non-resident withholding tax on non-MIT distributions	0.00
Share of ESVCLP Tax Offset	0.00
Share of Early Stage Investor Tax Offset	0.00
Exploration Credits	0.00

Total tax credits

\$3,332.81

1-20

Deductions and credits summary

Additional information for non-residents

Item	Amount \$	Tax Withheld
Interest income	0.00	0.00
Unfranked dividends	0.00	0.00
Clean building MIT fund payments	0.00	0.00
NCMI MIT fund payments	0.00	0.00
eNCMI MIT fund payments	0.00	0.00
Other MIT fund payments	0.00	0.00

Please consult with your tax adviser to confirm the deductibility of expenses, and to determine the tax label that should be applied to each expense.

Interest schedule

Cash

Date	Investment	Amount \$
------	------------	-----------

Transaction Account

31 Jul 2022	Cash Management Account	1.66
31 Aug 2022	Cash Management Account	3.72
30 Sep 2022	Cash Management Account	6.29
31 Oct 2022	Cash Management Account	9.17
30 Nov 2022	Cash Management Account	7.38
31 Dec 2022	Cash Management Account	8.24
31 Jan 2023	Cash Management Account	8.99
28 Feb 2023	Cash Management Account	7.83
31 Mar 2023	Cash Management Account	9.38
30 Apr 2023	Cash Management Account	10.23
31 May 2023	Cash Management Account	136.03
30 Jun 2023	Cash Management Account	36.84

Subtotal	\$245.76
-----------------	-----------------

Total cash	\$245.76
-------------------	-----------------

Total interest	\$245.76
-----------------------	-----------------

Interest is reflected on a cash basis and does not include interest accrued that will be received after period end

1-22

Distributions schedule - summary

Description	Total distribution \$	Less 2022 entitlement ¹ \$	Add 2023 entitlement ² \$	Total income ³ \$
BFL0002AU Bennelong Concentrated Australian Equities Fund	1,067.01	859.75	143.72	350.98
COL0001AU Charter Hall Maxim Property Securities Fund	1,100.70	736.76	886.07	1,250.01
CSA0131AU SGH Australian Small Companies Fund	337.10	169.27	223.86	391.69
ETL0016AU PIMCO Diversified Fixed Interest Fund - Wholesale Class	136.02	68.43	0.00	67.59
HOW0034AU Greencape Broadcap Fund	6,532.70	5,301.91	3,292.52	4,523.31
LAZ0013AU Lazard Select Australian Equity Fund - W Class	2,278.90	533.20	789.08	2,534.78
MGE0001AU Magellan Global Fund	5,388.29	1,063.72	0.00	4,324.57
MIA0001AU MFS Global Equity Trust	5,703.66	5,703.66	6,484.03	6,484.03
OMF5868AU Realm Strategic Income Fund	0.00	0.00	1,776.38	1,776.38
PLA0002AU Platinum International Fund - Class C	2,151.82	2,151.82	0.00	0.00
VAN0111AU Vanguard High Growth Index Fund	4,969.30	2,704.05	1,693.04	3,958.29
Total	\$29,665.50	\$19,292.57	\$15,288.70	\$25,661.63

1. Income you received during the year ended 30 June 2023 which was included in your 30 June 2022 tax return.

2. Income you received after 30 June 2023 which is required to be included in your 30 June 2023 tax return.

3. Total distribution amount shown in the following "Distributions schedule - detail".

Please refer to "Distributions schedule - detail" on the following pages for more detailed information by security.

Income from trusts has been recorded on an attribution basis for AMITs and on a present entitlement basis for non-AMITs. Income components have been calculated based on amounts advised by the relevant fund managers.

1-23

Distributions schedule - detail

Description	Total \$	BFL0002AU	COL0001AU	CSA0131AU
Interest – Australian	1,840.82	6.93	47.53	9.33
Dividends				
Unfranked amount	385.65	34.15	55.47	22.33
Unfranked CFI amount	511.96	25.79	0.00	4.11
Franked amount	5,232.61	259.05	31.93	239.27
Franking credits (before 45 day rule)	2,963.46	176.78	20.54	180.31
Franking credits denied	0.00	0.00	0.00	0.00
Other Australian income	368.96	3.86	250.76	8.69
Gains not eligible for discount - TAP	2.87	0.00	2.87	0.00
Gains not eligible for discount - Non TAP	0.00	0.00	0.00	0.00
Discounted capital gains - TAP	0.00	0.00	0.00	0.00
Discounted capital gains - Non TAP	9,557.05	0.01	0.00	0.00
Gross foreign income	2,382.08	21.18	19.56	96.43
Australian franking credits from a New Zealand franking company	0.00	0.00	0.00	0.00
Foreign trust and CFC income	0.00	0.00	0.00	0.00
Total taxable income	\$23,245.46	\$527.75	\$428.66	\$560.47
Other non-taxable items				
CGT concession	4,802.75	0.01	0.00	0.00
Tax free amounts	0.00	0.00	0.00	0.00
Non-assessable non-exempt income	2.57	0.00	0.00	2.57
Tax deferred amounts / Return of capital	0.00	0.00	0.00	0.00
Other non-assessable amounts	943.66	0.00	841.89	25.65
Assessable credits / offsets				
Franking credits (after 45 day rule)	2,963.46	176.78	20.54	180.31
Foreign income tax offset	369.35	0.00	0.00	16.69
Foreign income tax offset – capital gain	0.00	0.00	0.00	0.00
Total distribution	\$25,661.63	\$350.98	\$1,250.01	\$391.69
Includes non-cash attributions	3,233.79	0.00	0.01	-0.01
Taxes withheld				
Non-resident withholding tax on interest	0.00	0.00	0.00	0.00
Non-resident withholding tax on unfranked dividends	0.00	0.00	0.00	0.00
Non-resident withholding tax on MIT	0.00	0.00	0.00	0.00
Non-resident withholding tax on non-MIT	0.00	0.00	0.00	0.00
TFN tax withheld	0.00	0.00	0.00	0.00
Cash distribution	\$22,427.84	\$350.98	\$1,250.00	\$391.70
AMIT Cost base increase / decrease	7,044.42	0.00	-841.89	-25.65

1-24

Distributions schedule - detail

Description	ETL0016AU	HOW0034AU	LAZ0013AU	MGE0001AU
Interest – Australian	0.00	31.01	0.00	0.40
Dividends				
Unfranked amount	0.00	189.17	44.62	0.00
Unfranked CFI amount	0.00	2.63	332.79	0.00
Franked amount	0.00	974.17	2,047.63	0.00
Franking credits (before 45 day rule)	0.00	711.12	1,112.42	0.00
Franking credits denied	0.00	0.00	0.00	0.00
Other Australian income	0.00	3.54	43.40	0.00
Gains not eligible for discount - TAP	0.00	0.00	0.00	0.00
Gains not eligible for discount - Non TAP	0.00	0.00	0.00	0.00
Discounted capital gains - TAP	0.00	0.00	0.00	0.00
Discounted capital gains - Non TAP	0.00	1,634.24	0.00	4,266.41
Gross foreign income	0.00	50.49	77.43	109.11
Australian franking credits from a New Zealand franking company	0.00	0.00	0.00	0.00
Foreign trust and CFC income	0.00	0.00	0.00	0.00
Total taxable income	\$0.00	\$3,596.37	\$3,658.29	\$4,375.92
Other non-taxable items				
CGT concession	0.00	1,634.24	0.00	0.00
Tax free amounts	0.00	0.00	0.00	0.00
Non-assessable non-exempt income	0.00	0.00	0.00	0.00
Tax deferred amounts / Return of capital	0.00	0.00	0.00	0.00
Other non-assessable amounts	67.59	8.53	0.00	0.00
Assessable credits / offsets				
Franking credits (after 45 day rule)	0.00	711.12	1,112.42	0.00
Foreign income tax offset	0.00	4.71	11.09	51.35
Foreign income tax offset – capital gain	0.00	0.00	0.00	0.00
Total distribution	\$67.59	\$4,523.31	\$2,534.78	\$4,324.57
Includes non-cash attributions	0.00	0.02	0.00	3,233.78
Taxes withheld				
Non-resident withholding tax on interest	0.00	0.00	0.00	0.00
Non-resident withholding tax on unfranked dividends	0.00	0.00	0.00	0.00
Non-resident withholding tax on MIT	0.00	0.00	0.00	0.00
Non-resident withholding tax on non-MIT	0.00	0.00	0.00	0.00
TFN tax withheld	0.00	0.00	0.00	0.00
Cash distribution	\$67.59	\$4,523.29	\$2,534.78	\$1,090.79
AMIT Cost base increase / decrease	-67.59	-8.53	0.00	7,500.19

Distributions schedule - detail

Description	MIA0001AU	OMF5868AU	VAN0111AU
Interest – Australian	0.28	1,689.33	56.01
Dividends			
Unfranked amount	0.00	0.00	39.91
Unfranked CFI amount	0.00	0.00	146.64
Franked amount	0.00	0.00	1,680.56
Franking credits (before 45 day rule)	0.00	0.00	762.29
Franking credits denied	0.00	0.00	0.00
Other Australian income	0.00	0.32	58.39
Gains not eligible for discount - TAP	0.00	0.00	0.00
Gains not eligible for discount - Non TAP	0.00	0.00	0.00
Discounted capital gains - TAP	0.00	0.00	0.00
Discounted capital gains - Non TAP	2,907.87	0.00	748.52
Gross foreign income	808.41	86.73	1,112.74
Australian franking credits from a New Zealand franking company	0.00	0.00	0.00
Foreign trust and CFC income	0.00	0.00	0.00
Total taxable income	\$3,716.56	\$1,776.38	\$4,605.06
Other non-taxable items			
CGT concession	2,907.87	0.00	260.63
Tax free amounts	0.00	0.00	0.00
Non-assessable non-exempt income	0.00	0.00	0.00
Tax deferred amounts / Return of capital	0.00	0.00	0.00
Other non-assessable amounts	0.00	0.00	0.00
Assessable credits / offsets			
Franking credits (after 45 day rule)	0.00	0.00	762.29
Foreign income tax offset	140.40	0.00	145.11
Foreign income tax offset – capital gain	0.00	0.00	0.00
Total distribution	\$6,484.03	\$1,776.38	\$3,958.29
Includes non-cash attributions	0.00	0.00	-0.01
Taxes withheld			
Non-resident withholding tax on interest	0.00	0.00	0.00
Non-resident withholding tax on unfranked dividends	0.00	0.00	0.00
Non-resident withholding tax on MIT	0.00	0.00	0.00
Non-resident withholding tax on non-MIT	0.00	0.00	0.00
TFN tax withheld	0.00	0.00	0.00
Cash distribution	\$6,484.03	\$1,776.38	\$3,958.30
AMIT Cost base increase / decrease	0.00	0.00	487.89

Net capital gain/loss schedule

	Capital losses	Gains not eligible for discount	Gains eligible for discount
Capital gains/losses on sales	14,874.85	183.32	10.66
Net capital gain from distributions			
TAP		2.87	0.00
Non TAP		0.00	19,114.10
On platform losses brought forward	0.00		
Subtotal	\$14,874.85	\$186.19	\$19,124.76
Application of losses	-14,874.85	-186.19	-14,688.66
Subtotal	\$0.00	\$0.00	\$4,436.10
CGT discount		-1,478.70	
Net capital gain/loss	\$0.00	\$0.00	\$2,957.40

Security	Disposal date	Quantity	Sale proceeds \$	Acquisition date	CGT/reduced/indexed cost base \$	Capital losses \$	Gains not eligible for discount \$	Gains eligible for discount \$
ETL0016AU PIMCO Diversified Fixed Interest Fund - Wholesale Class								
ETL0016AU PIMCO Diversified Fixed Interest Fund - Wholesale Class	24 Oct 2022	12,261.0676	10,354.47	9 Jun 2020	12,200.64	1,846.17	0.00	0.00
ETL0016AU PIMCO Diversified Fixed Interest Fund - Wholesale Class	24 Oct 2022	775.1452	654.61	6 Jul 2020	762.40	107.79	0.00	0.00
ETL0016AU PIMCO Diversified Fixed Interest Fund - Wholesale Class	24 Oct 2022	240.7229	203.29	16 Jul 2020	237.53	34.24	0.00	0.00
ETL0016AU PIMCO Diversified Fixed Interest Fund - Wholesale Class	24 Oct 2022	765.6342	646.58	5 Aug 2020	762.56	115.98	0.00	0.00

1-26

Net capital gain/loss schedule

Security	Disposal date	Quantity	Sale proceeds \$	Acquisition date	CGT/reduced/indexed cost base \$	Capital losses \$	Gains not eligible for discount \$	Gains eligible for discount \$
ETL0016AU PIMCO Diversified Fixed Interest Fund - Wholesale Class	24 Oct 2022	765.8616	646.77	7 Sep 2020	762.54	115.77	0.00	0.00
ETL0016AU PIMCO Diversified Fixed Interest Fund - Wholesale Class	24 Oct 2022	767.9900	648.57	6 Oct 2020	764.68	116.11	0.00	0.00
ETL0016AU PIMCO Diversified Fixed Interest Fund - Wholesale Class	24 Oct 2022	131.7943	111.30	9 Oct 2020	131.46	20.16	0.00	0.00
ETL0016AU PIMCO Diversified Fixed Interest Fund - Wholesale Class	24 Oct 2022	698.8634	590.19	5 Nov 2020	702.85	112.66	0.00	0.00
ETL0016AU PIMCO Diversified Fixed Interest Fund - Wholesale Class	24 Oct 2022	762.2401	643.71	7 Dec 2020	764.74	121.03	0.00	0.00
ETL0016AU PIMCO Diversified Fixed Interest Fund - Wholesale Class	24 Oct 2022	765.4070	646.39	5 Jan 2021	767.39	121.00	0.00	0.00
ETL0016AU PIMCO Diversified Fixed Interest Fund - Wholesale Class	24 Oct 2022	190.4624	160.85	12 Jan 2021	189.52	28.67	0.00	0.00
ETL0016AU PIMCO Diversified Fixed Interest Fund - Wholesale Class	24 Oct 2022	769.9004	650.18	5 Feb 2021	767.35	117.17	0.00	0.00
ETL0016AU PIMCO Diversified Fixed Interest Fund - Wholesale Class	24 Oct 2022	787.6921	665.21	5 Mar 2021	767.20	101.99	0.00	0.00
ETL0016AU PIMCO Diversified Fixed Interest Fund - Wholesale Class	24 Oct 2022	783.7824	661.90	7 Apr 2021	767.23	105.33	0.00	0.00
ETL0016AU PIMCO Diversified Fixed Interest Fund - Wholesale Class	24 Oct 2022	782.5141	660.83	5 May 2021	767.25	106.42	0.00	0.00
ETL0016AU PIMCO Diversified Fixed Interest Fund - Wholesale Class	24 Oct 2022	535.2183	451.99	8 Jun 2021	527.48	75.49	0.00	0.00
ETL0016AU PIMCO Diversified Fixed Interest Fund - Wholesale Class	24 Oct 2022	10.4684	8.84	12 Jul 2021	10.39	1.55	0.00	0.00

1-27

Net capital gain/loss schedule

Security	Disposal date	Quantity	Sale proceeds \$	Acquisition date	CGT/reduced/indexed cost base \$	Capital losses \$	Gains not eligible for discount \$	Gains eligible for discount \$
ETL0016AU PIMCO Diversified Fixed Interest Fund - Wholesale Class	24 Oct 2022	49.7268	41.99	8 Oct 2021	48.85	6.86	0.00	0.00
ETL0016AU PIMCO Diversified Fixed Interest Fund - Wholesale Class	24 Oct 2022	566.2100	478.16	6 Dec 2021	554.65	76.49	0.00	0.00
ETL0016AU PIMCO Diversified Fixed Interest Fund - Wholesale Class	24 Oct 2022	569.3877	480.85	5 Jan 2022	554.64	73.79	0.00	0.00
ETL0016AU PIMCO Diversified Fixed Interest Fund - Wholesale Class	24 Oct 2022	77.0087	65.03	15 Jul 2022	68.21	3.18	0.00	0.00
ETL0016AU PIMCO Diversified Fixed Interest Fund - Wholesale Class	24 Oct 2022	78.8405	66.59	10 Oct 2022	67.59	1.00	0.00	0.00
MGE0001AU Magellan Global Fund								
MGE0001AU Magellan Global Fund	28 Apr 2023	9,934.1260	26,085.03	9 Jun 2020	32,295.19	6,210.16	0.00	0.00
MGE0001AU Magellan Global Fund	28 Apr 2023	635.8077	1,669.50	6 Jul 2020	1,892.27	222.77	0.00	0.00
MGE0001AU Magellan Global Fund	28 Apr 2023	407.0358	1,068.79	23 Jul 2020	1,212.26	143.47	0.00	0.00
MGE0001AU Magellan Global Fund	28 Apr 2023	637.9195	1,675.05	5 Aug 2020	1,893.13	218.08	0.00	0.00
MGE0001AU Magellan Global Fund	28 Apr 2023	629.4339	1,652.77	7 Sep 2020	1,889.66	236.89	0.00	0.00
MGE0001AU Magellan Global Fund	28 Apr 2023	622.9964	1,635.86	6 Oct 2020	1,887.02	251.16	0.00	0.00
MGE0001AU Magellan Global Fund	28 Apr 2023	625.7186	1,643.01	5 Nov 2020	1,903.08	260.07	0.00	0.00
MGE0001AU Magellan Global Fund	28 Apr 2023	246.4400	647.10	25 Nov 2020	735.83	88.73	0.00	0.00
MGE0001AU Magellan Global Fund	28 Apr 2023	643.8572	1,690.64	7 Dec 2020	1,910.93	220.29	0.00	0.00
MGE0001AU Magellan Global Fund	28 Apr 2023	671.9766	1,764.48	5 Jan 2021	1,923.09	158.61	0.00	0.00
MGE0001AU Magellan Global Fund	28 Apr 2023	642.1855	1,686.25	5 Feb 2021	1,910.21	223.96	0.00	0.00

Net capital gain/loss schedule

Security	Disposal date	Quantity	Sale proceeds \$	Acquisition date	CGT/reduced/indexed cost base \$	Capital losses \$	Gains not eligible for discount \$	Gains eligible for discount \$
MGE0001AU Magellan Global Fund	28 Apr 2023	662.0032	1,738.29	5 Mar 2021	1,918.77	180.48	0.00	0.00
MGE0001AU Magellan Global Fund	28 Apr 2023	624.7608	1,640.50	7 Apr 2021	1,902.68	262.18	0.00	0.00
MGE0001AU Magellan Global Fund	28 Apr 2023	627.1368	1,646.74	5 May 2021	1,903.69	256.95	0.00	0.00
MGE0001AU Magellan Global Fund	28 Apr 2023	370.7897	973.62	8 Jun 2021	1,135.51	161.89	0.00	0.00
MGE0001AU Magellan Global Fund	28 Apr 2023	330.7928	868.60	11 Aug 2021	1,068.39	199.79	0.00	0.00
MGE0001AU Magellan Global Fund	28 Apr 2023	334.0069	877.04	6 Dec 2021	1,104.84	227.80	0.00	0.00
MGE0001AU Magellan Global Fund	28 Apr 2023	368.7948	968.38	5 Jan 2022	1,172.01	203.63	0.00	0.00
MGE0001AU Magellan Global Fund	28 Apr 2023	350.3053	919.83	28 Jan 2022	1,093.78	173.95	0.00	0.00
MGE0001AU Magellan Global Fund	28 Apr 2023	424.8774	1,115.64	26 Jul 2022	1,136.66	21.02	0.00	0.00
MGE0001AU Magellan Global Fund	28 Apr 2023	1,597.1162	4,193.71	26 Oct 2022	4,326.05	132.34	0.00	0.00
MGE0001AU Magellan Global Fund	28 Apr 2023	465.6918	1,222.81	20 Jan 2023	1,090.79	0.00	132.02	0.00
PLA0002AU Platinum International Fund - Class C								
PLA0002AU Platinum International Fund - Class C	24 Oct 2022	5,034.8040	9,125.08	11 Jun 2020	9,620.99	495.91	0.00	0.00
PLA0002AU Platinum International Fund - Class C	24 Oct 2022	332.0356	601.78	8 Jul 2020	601.29	0.00	0.00	0.49
PLA0002AU Platinum International Fund - Class C	24 Oct 2022	235.7615	427.29	5 Aug 2020	424.33	0.00	0.00	2.96
PLA0002AU Platinum International Fund - Class C	24 Oct 2022	335.7438	608.50	6 Aug 2020	601.29	0.00	0.00	7.21
PLA0002AU Platinum International Fund - Class C	24 Oct 2022	331.0666	600.03	8 Sep 2020	601.29	1.26	0.00	0.00

129

Net capital gain/loss schedule

Security	Disposal date	Quantity	Sale proceeds \$	Acquisition date	CGT/reduced/indexed cost base \$	Capital losses \$	Gains not eligible for discount \$	Gains eligible for discount \$
PLA0002AU Platinum International Fund - Class C	24 Oct 2022	330.3208	598.67	7 Oct 2020	601.29	2.62	0.00	0.00
PLA0002AU Platinum International Fund - Class C	24 Oct 2022	320.8720	581.55	6 Nov 2020	601.29	19.74	0.00	0.00
PLA0002AU Platinum International Fund - Class C	24 Oct 2022	276.8849	501.83	8 Dec 2020	573.80	71.97	0.00	0.00
PLA0002AU Platinum International Fund - Class C	24 Oct 2022	293.7512	532.39	6 Jan 2021	601.29	68.90	0.00	0.00
PLA0002AU Platinum International Fund - Class C	24 Oct 2022	280.4076	508.21	8 Feb 2021	601.29	93.08	0.00	0.00
PLA0002AU Platinum International Fund - Class C	24 Oct 2022	274.2679	497.08	8 Mar 2021	601.29	104.21	0.00	0.00
PLA0002AU Platinum International Fund - Class C	24 Oct 2022	271.9481	492.88	8 Apr 2021	601.28	108.40	0.00	0.00
PLA0002AU Platinum International Fund - Class C	24 Oct 2022	271.0164	491.19	6 May 2021	601.28	110.09	0.00	0.00
PLA0002AU Platinum International Fund - Class C	24 Oct 2022	185.5162	336.23	9 Jun 2021	415.97	79.74	0.00	0.00
PLA0002AU Platinum International Fund - Class C	24 Oct 2022	260.1229	471.45	10 Aug 2021	562.88	91.43	0.00	0.00
PLA0002AU Platinum International Fund - Class C	24 Oct 2022	212.3967	384.95	7 Dec 2021	465.00	80.05	0.00	0.00
PLA0002AU Platinum International Fund - Class C	24 Oct 2022	210.0081	380.62	6 Jan 2022	465.00	84.38	0.00	0.00

Net capital gain/loss schedule

Security	Disposal date	Quantity	Sale proceeds \$	Acquisition date	CGT/reduced/indexed cost base \$	Capital losses \$	Gains not eligible for discount \$	Gains eligible for discount \$
PLA0002AU Platinum International Fund - Class C	24 Oct 2022	1,215.5802	2,203.12	25 Jul 2022	2,151.82	0.00	51.30	0.00
Subtotal			\$96,264.79		\$110,945.66	\$14,874.85	\$183.32	\$10.66

Please refer to the Panoramix tax guide or contact us if you would like to know which cost base was applied (CGT, cost base, reduced cost base, or indexed cost base) for each asset.

131

Unrealised gain/loss schedule as at 30 Jun 2023

	Capital losses	Gains not eligible for discount	Gains eligible for discount
Unrealised gains/losses	\$18,294.50	\$3,112.71	\$14,741.11
Application of losses	-17,853.82	-3,112.71	-14,741.11
Subtotal	\$440.68	\$0.00	\$0.00
CGT discount			0.00

Net unrealised gain/loss **\$440.68** **\$0.00** **\$0.00**

Acquisition date	Description	Quantity	Ex distribution value \$	CGT cost base \$	Reduced/indexed cost base \$	Capital losses \$	Gains not eligible for discount \$	Gains eligible for discount \$
9 Jun 2020	BFL0002AU Benneelong Concentrated Australian Equities Fund	4,154,2514	8,714.12	9,537.81	9,537.81	823.69	0.00	0.00
6 Jul 2020	BFL0002AU Benneelong Concentrated Australian Equities Fund	273,9554	574.66	595.83	595.83	21.17	0.00	0.00
20 Jul 2020	BFL0002AU Benneelong Concentrated Australian Equities Fund	139,6645	292.97	302.84	302.84	9.87	0.00	0.00
5 Aug 2020	BFL0002AU Benneelong Concentrated Australian Equities Fund	267,9725	562.11	595.94	595.94	33.83	0.00	0.00
7 Sep 2020	BFL0002AU Benneelong Concentrated Australian Equities Fund	253,4247	531.59	596.24	596.24	64.65	0.00	0.00
6 Oct 2020	BFL0002AU Benneelong Concentrated Australian Equities Fund	247,4076	518.97	596.35	596.35	77.38	0.00	0.00
5 Nov 2020	BFL0002AU Benneelong Concentrated Australian Equities Fund	236,6101	496.32	596.57	596.57	100.25	0.00	0.00
7 Dec 2020	BFL0002AU Benneelong Concentrated Australian Equities Fund	236,3962	495.87	596.57	596.57	100.70	0.00	0.00

1-32

Unrealised gain/loss schedule as at 30 Jun 2023

Acquisition date	Description	Quantity	Ex distribution value \$	CGT cost base \$	Reduced/indexed cost base \$	Capital losses \$	Gains not eligible for discount \$	Gains eligible for discount \$
5 Jan 2021	BFL0002AU Bennelong Concentrated Australian Equities Fund	216.9642	455.11	568.13	568.13	113.02	0.00	0.00
5 Feb 2021	BFL0002AU Bennelong Concentrated Australian Equities Fund	211.5364	443.73	597.06	597.06	153.33	0.00	0.00
5 Mar 2021	BFL0002AU Bennelong Concentrated Australian Equities Fund	231.9995	486.65	596.66	596.66	110.01	0.00	0.00
7 Apr 2021	BFL0002AU Bennelong Concentrated Australian Equities Fund	215.6022	452.26	596.98	596.98	144.72	0.00	0.00
5 May 2021	BFL0002AU Bennelong Concentrated Australian Equities Fund	211.2762	443.18	597.07	597.07	153.89	0.00	0.00
8 Jun 2021	BFL0002AU Bennelong Concentrated Australian Equities Fund	147.7303	309.88	440.33	440.33	130.45	0.00	0.00
12 Aug 2021	BFL0002AU Bennelong Concentrated Australian Equities Fund	300.0758	629.45	904.13	904.13	274.68	0.00	0.00
6 Dec 2021	BFL0002AU Bennelong Concentrated Australian Equities Fund	148.0325	310.52	462.07	462.07	151.55	0.00	0.00
5 Jan 2022	BFL0002AU Bennelong Concentrated Australian Equities Fund	135.6222	284.49	431.35	431.35	146.86	0.00	0.00
27 Jan 2022	BFL0002AU Bennelong Concentrated Australian Equities Fund	14.7013	30.84	39.14	39.14	8.30	0.00	0.00
21 Jul 2022	BFL0002AU Bennelong Concentrated Australian Equities Fund	376.2000	789.13	859.73	859.73	70.60	0.00	0.00
26 Oct 2022	BFL0002AU Bennelong Concentrated Australian Equities Fund	1,064.1788	2,232.26	2,270.00	2,270.00	37.74	0.00	0.00
17 Jan 2023	BFL0002AU Bennelong Concentrated Australian Equities Fund	93.7870	196.73	207.26	207.26	10.53	0.00	0.00
10 Jun 2020	COL0001AU Charter Hall Maxim Property Securities Fund	14,158.2800	13,041.43	11,740.25	11,740.25	0.00	0.00	1,301.18
7 Jul 2020	COL0001AU Charter Hall Maxim Property Securities Fund	902.3323	831.15	735.37	735.37	0.00	0.00	95.78
29 Jul 2020	COL0001AU Charter Hall Maxim Property Securities Fund	168.1292	154.87	133.86	133.86	0.00	0.00	21.01
6 Aug 2020	COL0001AU Charter Hall Maxim Property Securities Fund	926.6467	853.55	734.32	734.32	0.00	0.00	119.23
8 Sep 2020	COL0001AU Charter Hall Maxim Property Securities Fund	867.7245	799.28	736.85	736.85	0.00	0.00	62.43
7 Oct 2020	COL0001AU Charter Hall Maxim Property Securities Fund	833.0641	767.35	738.94	738.94	0.00	0.00	28.41
23 Oct 2020	COL0001AU Charter Hall Maxim Property Securities Fund	47.9074	44.13	42.30	42.30	0.00	0.00	1.83

1.33

Unrealised gain/loss schedule as at 30 Jun 2023

Acquisition date	Description	Quantity	Ex distribution value \$	CGT cost base \$	Reduced/indexed cost base \$	Capital losses \$	Gains not eligible for discount \$	Gains eligible for discount \$
6 Nov 2020	COL0001AU Charter Hall Maxim Property Securities Fund	809.5312	745.67	739.92	739.92	0.00	0.00	5.75
8 Dec 2020	COL0001AU Charter Hall Maxim Property Securities Fund	734.0234	676.12	705.83	705.83	29.71	0.00	0.00
6 Jan 2021	COL0001AU Charter Hall Maxim Property Securities Fund	774.9900	713.86	743.60	743.60	29.74	0.00	0.00
2 Feb 2021	COL0001AU Charter Hall Maxim Property Securities Fund	199.8256	184.06	187.06	187.06	3.00	0.00	0.00
8 Feb 2021	COL0001AU Charter Hall Maxim Property Securities Fund	791.8841	729.42	742.94	742.94	13.52	0.00	0.00
8 Mar 2021	COL0001AU Charter Hall Maxim Property Securities Fund	801.7303	738.49	742.56	742.56	4.07	0.00	0.00
8 Apr 2021	COL0001AU Charter Hall Maxim Property Securities Fund	752.9660	693.57	745.54	745.54	51.97	0.00	0.00
30 Apr 2021	COL0001AU Charter Hall Maxim Property Securities Fund	105.7343	97.39	106.12	106.12	8.73	0.00	0.00
6 May 2021	COL0001AU Charter Hall Maxim Property Securities Fund	739.0868	680.79	746.06	746.06	65.27	0.00	0.00
9 Jun 2021	COL0001AU Charter Hall Maxim Property Securities Fund	490.4112	451.73	513.56	513.56	61.83	0.00	0.00
6 Aug 2021	COL0001AU Charter Hall Maxim Property Securities Fund	103.6374	95.46	116.77	116.77	21.31	0.00	0.00
27 Oct 2021	COL0001AU Charter Hall Maxim Property Securities Fund	87.0265	80.16	101.92	101.92	21.76	0.00	0.00
7 Dec 2021	COL0001AU Charter Hall Maxim Property Securities Fund	451.6025	415.98	542.13	542.13	126.15	0.00	0.00
6 Jan 2022	COL0001AU Charter Hall Maxim Property Securities Fund	418.8467	385.81	503.81	503.81	118.00	0.00	0.00
17 Jan 2022	COL0001AU Charter Hall Maxim Property Securities Fund	142.9558	131.68	166.87	166.87	35.19	0.00	0.00
19 Apr 2022	COL0001AU Charter Hall Maxim Property Securities Fund	108.3833	99.83	123.16	123.16	23.33	0.00	0.00
15 Jul 2022	COL0001AU Charter Hall Maxim Property Securities Fund	752.8715	693.48	716.43	716.43	22.95	0.00	0.00
21 Oct 2022	COL0001AU Charter Hall Maxim Property Securities Fund	159.3929	146.82	137.55	137.55	0.00	9.27	0.00
27 Oct 2022	COL0001AU Charter Hall Maxim Property Securities Fund	5,449.4322	5,019.56	4,910.72	4,910.72	0.00	108.84	0.00
18 Jan 2023	COL0001AU Charter Hall Maxim Property Securities Fund	63.0466	58.07	62.07	62.07	4.00	0.00	0.00

1-34

Unrealised gain/loss schedule as at 30 Jun 2023

Acquisition date	Description	Quantity	Ex distribution value \$	CGT cost base \$	Reduced/indexed cost base \$	Capital losses \$	Gains not eligible for discount \$	Gains eligible for discount \$
24 Apr 2023	COL0001AU Charter Hall Maxim Property Securities Fund	166.1553	153.05	156.11	156.11	3.06	0.00	0.00
9 Jun 2020	CSA0131AU SGH Australian Small Companies Fund	2,889.5873	8,727.37	9,569.82	9,569.82	842.45	0.00	0.00
6 Jul 2020	CSA0131AU SGH Australian Small Companies Fund	190.0404	573.98	598.71	598.71	24.73	0.00	0.00
15 Jul 2020	CSA0131AU SGH Australian Small Companies Fund	245.0550	740.14	766.33	766.33	26.19	0.00	0.00
5 Aug 2020	CSA0131AU SGH Australian Small Companies Fund	190.8229	576.34	598.69	598.69	22.35	0.00	0.00
7 Sep 2020	CSA0131AU SGH Australian Small Companies Fund	181.5916	548.46	598.82	598.82	50.36	0.00	0.00
6 Oct 2020	CSA0131AU SGH Australian Small Companies Fund	175.5900	530.33	598.92	598.92	68.59	0.00	0.00
5 Nov 2020	CSA0131AU SGH Australian Small Companies Fund	170.4336	514.76	598.99	598.99	84.23	0.00	0.00
7 Dec 2020	CSA0131AU SGH Australian Small Companies Fund	169.5141	511.98	598.99	598.99	87.01	0.00	0.00
5 Jan 2021	CSA0131AU SGH Australian Small Companies Fund	156.4728	472.59	570.48	570.48	97.89	0.00	0.00
14 Jan 2021	CSA0131AU SGH Australian Small Companies Fund	9.0764	27.41	32.31	32.31	4.90	0.00	0.00
5 Feb 2021	CSA0131AU SGH Australian Small Companies Fund	160.4187	484.51	599.12	599.12	114.61	0.00	0.00
5 Mar 2021	CSA0131AU SGH Australian Small Companies Fund	172.5845	521.25	598.95	598.95	77.70	0.00	0.00
7 Apr 2021	CSA0131AU SGH Australian Small Companies Fund	164.6766	497.37	599.07	599.07	101.70	0.00	0.00
5 May 2021	CSA0131AU SGH Australian Small Companies Fund	160.9729	486.18	599.12	599.12	112.94	0.00	0.00
8 Jun 2021	CSA0131AU SGH Australian Small Companies Fund	109.7895	331.60	413.72	413.72	82.12	0.00	0.00
26 Jul 2021	CSA0131AU SGH Australian Small Companies Fund	418.3936	1,263.67	1,505.92	1,505.92	242.25	0.00	0.00
6 Dec 2021	CSA0131AU SGH Australian Small Companies Fund	130.8124	395.09	463.66	463.66	68.57	0.00	0.00
5 Jan 2022	CSA0131AU SGH Australian Small Companies Fund	124.1761	375.05	463.95	463.95	88.90	0.00	0.00
14 Jan 2022	CSA0131AU SGH Australian Small Companies Fund	17.4228	52.62	61.58	61.58	8.96	0.00	0.00

1-35

Unrealised gain/loss schedule as at 30 Jun 2023

Acquisition date	Description	Quantity	Ex distribution value \$	CGT cost base \$	Reduced/indexed cost base \$	Capital losses \$	Gains not eligible for discount \$	Gains eligible for discount \$
15 Jul 2022	CSA0131AU SGH Australian Small Companies Fund	60,9134	183.98	169.03	169.03	0.00	14.95	0.00
24 Oct 2022	CSA0131AU SGH Australian Small Companies Fund	747,5154	2,257.71	2,163.15	2,163.15	0.00	94.56	0.00
17 Jan 2023	CSA0131AU SGH Australian Small Companies Fund	53,5135	161.63	167.73	167.73	6.10	0.00	0.00
9 Jun 2020	HOW0034AU Greencape Broadcap Fund	20,589,3658	32,454.01	32,120.83	32,120.83	0.00	0.00	333.18
6 Jul 2020	HOW0034AU Greencape Broadcap Fund	1,301,2567	2,051.11	2,007.53	2,007.53	0.00	0.00	43.58
5 Aug 2020	HOW0034AU Greencape Broadcap Fund	1,290,8874	2,034.76	2,007.56	2,007.56	0.00	0.00	27.20
7 Sep 2020	HOW0034AU Greencape Broadcap Fund	1,278,4814	2,015.21	2,007.56	2,007.56	0.00	0.00	7.65
6 Oct 2020	HOW0034AU Greencape Broadcap Fund	1,276,5315	2,012.13	2,007.59	2,007.59	0.00	0.00	4.54
14 Oct 2020	HOW0034AU Greencape Broadcap Fund	54,2760	85.55	88.42	88.42	2.87	0.00	0.00
5 Nov 2020	HOW0034AU Greencape Broadcap Fund	1,253,5883	1,975.97	2,007.61	2,007.61	31.64	0.00	0.00
2 Dec 2020	HOW0034AU Greencape Broadcap Fund	942,5249	1,485.66	1,576.24	1,576.24	90.58	0.00	0.00
7 Dec 2020	HOW0034AU Greencape Broadcap Fund	1,137,8159	1,793.48	1,916.52	1,916.52	123.04	0.00	0.00
5 Jan 2021	HOW0034AU Greencape Broadcap Fund	1,192,3487	1,879.44	2,008.14	2,008.14	128.70	0.00	0.00
20 Jan 2021	HOW0034AU Greencape Broadcap Fund	57,0326	89.90	96.72	96.72	6.82	0.00	0.00
5 Feb 2021	HOW0034AU Greencape Broadcap Fund	1,175,7389	1,853.26	2,008.15	2,008.15	154.89	0.00	0.00
5 Mar 2021	HOW0034AU Greencape Broadcap Fund	1,180,7841	1,861.21	2,008.13	2,008.13	146.92	0.00	0.00
7 Apr 2021	HOW0034AU Greencape Broadcap Fund	1,146,8086	1,807.66	2,008.22	2,008.22	200.56	0.00	0.00
16 Apr 2021	HOW0034AU Greencape Broadcap Fund	120,2288	189.51	214.39	214.39	24.88	0.00	0.00
5 May 2021	HOW0034AU Greencape Broadcap Fund	1,118,8314	1,763.56	2,008.24	2,008.24	244.68	0.00	0.00
10 Jun 2021	HOW0034AU Greencape Broadcap Fund	484,0240	762.94	886.26	886.26	123.32	0.00	0.00

1-36

Unrealised gain/loss schedule as at 30 Jun 2023

Acquisition date	Description	Quantity	Ex distribution value \$	CGT cost base \$	Reduced/indexed cost base \$	Capital losses \$	Gains not eligible for discount \$	Gains eligible for discount \$
2 Aug 2021	HOW0034AU Greencape Broadcap Fund	844.4951	1,331.14	1,557.68	1,557.68	226.54	0.00	0.00
22 Oct 2021	HOW0034AU Greencape Broadcap Fund	328.5644	517.90	594.97	594.97	77.07	0.00	0.00
6 Dec 2021	HOW0034AU Greencape Broadcap Fund	510.7644	805.09	929.90	929.90	124.81	0.00	0.00
5 Jan 2022	HOW0034AU Greencape Broadcap Fund	440.3912	694.17	837.59	837.59	143.42	0.00	0.00
18 Jan 2022	HOW0034AU Greencape Broadcap Fund	160.5339	253.04	298.90	298.90	45.86	0.00	0.00
19 Apr 2022	HOW0034AU Greencape Broadcap Fund	134.0001	211.22	244.53	244.53	33.31	0.00	0.00
19 Jul 2022	HOW0034AU Greencape Broadcap Fund	3,619.7925	5,705.70	5,301.24	5,301.24	0.00	404.46	0.00
17 Oct 2022	HOW0034AU Greencape Broadcap Fund	469.4065	739.90	690.38	690.38	0.00	49.52	0.00
27 Oct 2022	HOW0034AU Greencape Broadcap Fund	3,582.4726	5,646.88	5,444.41	5,444.41	0.00	202.47	0.00
17 Jan 2023	HOW0034AU Greencape Broadcap Fund	31.9245	50.32	51.96	51.96	1.64	0.00	0.00
21 Apr 2023	HOW0034AU Greencape Broadcap Fund	294.5477	464.28	488.31	488.31	24.03	0.00	0.00
8 Jun 2021	LAZ0013AU Lazard Select Australian Equity Fund - W Class	646.3312	1,242.23	975.12	975.12	0.00	0.00	267.11
6 Jul 2021	LAZ0013AU Lazard Select Australian Equity Fund - W Class	6,181.4560	11,880.57	9,300.00	9,300.00	0.00	0.00	2,580.57
4 Aug 2021	LAZ0013AU Lazard Select Australian Equity Fund - W Class	6,104.3650	11,732.41	9,300.00	9,300.00	0.00	0.00	2,432.41
6 Sep 2021	LAZ0013AU Lazard Select Australian Equity Fund - W Class	5,720.9650	10,995.52	9,300.00	9,300.00	0.00	0.00	1,695.52
5 Oct 2021	LAZ0013AU Lazard Select Australian Equity Fund - W Class	5,715.3390	10,984.71	9,300.00	9,300.00	0.00	0.00	1,684.71
14 Oct 2021	LAZ0013AU Lazard Select Australian Equity Fund - W Class	340.9764	655.35	558.93	558.93	0.00	0.00	96.42
4 Nov 2021	LAZ0013AU Lazard Select Australian Equity Fund - W Class	5,913.7730	11,366.09	9,300.00	9,300.00	0.00	0.00	2,066.09
6 Dec 2021	LAZ0013AU Lazard Select Australian Equity Fund - W Class	614.7540	1,181.54	930.00	930.00	0.00	0.00	251.54
5 Jan 2022	LAZ0013AU Lazard Select Australian Equity Fund - W Class	582.3416	1,119.24	930.00	930.00	0.00	0.00	189.24

157

Unrealised gain/loss schedule as at 30 Jun 2023

Acquisition date	Description	Quantity	Ex distribution value \$	CGT cost base \$	Reduced/indexed cost base \$	Capital losses \$	Gains not eligible for discount \$	Gains eligible for discount \$
12 Jan 2022	LAZ0013AU Lazard Select Australian Equity Fund - W Class	133.2898	256.18	214.45	214.45	0.00	0.00	41.73
11 Apr 2022	LAZ0013AU Lazard Select Australian Equity Fund - W Class	287.1335	551.86	519.97	519.97	0.00	0.00	31.89
13 Jul 2022	LAZ0013AU Lazard Select Australian Equity Fund - W Class	320.6252	616.23	533.20	533.20	0.00	83.03	0.00
11 Oct 2022	LAZ0013AU Lazard Select Australian Equity Fund - W Class	387.0943	743.98	689.26	689.26	0.00	54.72	0.00
26 Oct 2022	LAZ0013AU Lazard Select Australian Equity Fund - W Class	2,485.3175	4,776.71	4,528.00	4,528.00	0.00	248.71	0.00
11 Jan 2023	LAZ0013AU Lazard Select Australian Equity Fund - W Class	239.2725	459.87	457.13	457.13	0.00	2.74	0.00
12 Apr 2023	LAZ0013AU Lazard Select Australian Equity Fund - W Class	308.8909	593.68	599.31	599.31	5.63	0.00	0.00
9 Jun 2020	MIA0001AU MFS Global Equity Trust	11,920.8859	22,056.57	26,045.94	26,045.94	3,989.37	0.00	0.00
6 Jul 2020	MIA0001AU MFS Global Equity Trust	851.1470	1,574.83	1,632.50	1,632.50	57.67	0.00	0.00
27 Jul 2020	MIA0001AU MFS Global Equity Trust	1,450.1705	2,683.17	2,806.37	2,806.37	123.20	0.00	0.00
5 Aug 2020	MIA0001AU MFS Global Equity Trust	846.4689	1,566.18	1,632.50	1,632.50	66.32	0.00	0.00
7 Sep 2020	MIA0001AU MFS Global Equity Trust	830.9579	1,537.48	1,632.50	1,632.50	95.02	0.00	0.00
6 Oct 2020	MIA0001AU MFS Global Equity Trust	821.9626	1,520.83	1,632.50	1,632.50	111.67	0.00	0.00
5 Nov 2020	MIA0001AU MFS Global Equity Trust	816.3316	1,510.41	1,632.50	1,632.50	122.09	0.00	0.00
7 Dec 2020	MIA0001AU MFS Global Equity Trust	771.1385	1,426.80	1,632.50	1,632.50	205.70	0.00	0.00
5 Jan 2021	MIA0001AU MFS Global Equity Trust	778.7159	1,440.82	1,632.50	1,632.50	191.68	0.00	0.00
5 Feb 2021	MIA0001AU MFS Global Equity Trust	766.1802	1,417.62	1,632.50	1,632.50	214.88	0.00	0.00
5 Mar 2021	MIA0001AU MFS Global Equity Trust	766.2880	1,417.82	1,632.50	1,632.50	214.68	0.00	0.00
7 Apr 2021	MIA0001AU MFS Global Equity Trust	725.4589	1,342.28	1,632.50	1,632.50	290.22	0.00	0.00
5 May 2021	MIA0001AU MFS Global Equity Trust	707.5676	1,309.17	1,632.50	1,632.50	323.33	0.00	0.00

1-38

Unrealised gain/loss schedule as at 30 Jun 2023

1-39

Acquisition date	Description	Quantity	Ex distribution value \$	CGT cost base \$	Reduced/indexed cost base \$	Capital losses \$	Gains not eligible for discount \$	Gains eligible for discount \$
8 Jun 2021	MIA0001AU MFS Global Equity Trust	380,1995	703.46	895.71	895.71	192.25	0.00	0.00
9 Aug 2021	MIA0001AU MFS Global Equity Trust	2,631,3084	4,868.57	5,934.39	5,934.39	1,065.82	0.00	0.00
6 Dec 2021	MIA0001AU MFS Global Equity Trust	440,5495	815.12	1,023.00	1,023.00	207.88	0.00	0.00
5 Jan 2022	MIA0001AU MFS Global Equity Trust	437,3850	809.27	1,023.00	1,023.00	213.73	0.00	0.00
15 Jul 2022	MIA0001AU MFS Global Equity Trust	3,251,9870	6,016.98	5,703.66	5,703.66	0.00	313.32	0.00
26 Oct 2022	MIA0001AU MFS Global Equity Trust	2,349,4641	4,347.09	4,253.00	4,253.00	0.00	94.09	0.00
31 May 2023	OMF5868AU Realm Strategic Income Fund	73,467,7420	76,127.27	77,435.00	77,435.00	1,307.73	0.00	0.00
9 Jun 2020	VAND0111AU Vanguard High Growth Index Fund	35,883,0220	62,841.94	62,335.43	62,335.43	0.00	0.00	506.51
6 Jul 2020	VAND0111AU Vanguard High Growth Index Fund	2,395,2281	4,194.76	4,006.95	4,006.95	0.00	0.00	187.81
10 Jul 2020	VAND0111AU Vanguard High Growth Index Fund	895,4802	1,568.25	1,491.69	1,491.69	0.00	0.00	76.56
5 Aug 2020	VAND0111AU Vanguard High Growth Index Fund	2,372,4972	4,154.95	4,005.68	4,005.68	0.00	0.00	149.27
8 Sep 2020	VAND0111AU Vanguard High Growth Index Fund	2,368,5819	4,148.10	4,005.47	4,005.47	0.00	0.00	142.63
6 Oct 2020	VAND0111AU Vanguard High Growth Index Fund	2,381,9767	4,171.56	3,989.73	3,989.73	0.00	0.00	181.83
14 Oct 2020	VAND0111AU Vanguard High Growth Index Fund	744,9329	1,304.60	1,281.11	1,281.11	0.00	0.00	23.49
5 Nov 2020	VAND0111AU Vanguard High Growth Index Fund	2,324,5951	4,070.96	3,986.95	3,986.95	0.00	0.00	84.01
7 Dec 2020	VAND0111AU Vanguard High Growth Index Fund	2,093,6525	3,666.61	3,803.67	3,803.67	137.06	0.00	0.00
5 Jan 2021	VAND0111AU Vanguard High Growth Index Fund	2,233,5580	3,911.63	3,964.17	3,964.17	52.54	0.00	0.00
13 Jan 2021	VAND0111AU Vanguard High Growth Index Fund	990,1542	1,734.06	1,779.32	1,779.32	45.26	0.00	0.00
5 Feb 2021	VAND0111AU Vanguard High Growth Index Fund	2,159,8580	3,782.56	3,961.22	3,961.22	178.66	0.00	0.00
5 Mar 2021	VAND0111AU Vanguard High Growth Index Fund	2,190,8751	3,836.88	3,962.44	3,962.44	125.56	0.00	0.00

Unrealised gain/loss schedule as at 30 Jun 2023

1-40

Acquisition date	Description	Quantity	Ex distribution value \$	CGT cost base \$	Reduced/indexed cost base \$	Capital losses \$	Gains not eligible for discount \$	Gains eligible for discount \$
7 Apr 2021	VAN0111AU Vanguard High Growth Index Fund	2,185.1924	3,826.93	3,925.85	3,925.85	98.92	0.00	0.00
19 Apr 2021	VAN0111AU Vanguard High Growth Index Fund	2,243.5701	3,929.16	4,075.38	4,075.38	146.22	0.00	0.00
5 May 2021	VAN0111AU Vanguard High Growth Index Fund	2,159.1356	3,781.29	3,925.25	3,925.25	143.96	0.00	0.00
8 Jun 2021	VAN0111AU Vanguard High Growth Index Fund	1,444.8983	2,530.45	2,693.11	2,693.11	162.66	0.00	0.00
20 Jul 2021	VAN0111AU Vanguard High Growth Index Fund	2,357.1445	4,128.07	4,292.38	4,292.38	164.31	0.00	0.00
14 Oct 2021	VAN0111AU Vanguard High Growth Index Fund	463.0354	810.91	850.99	850.99	40.08	0.00	0.00
6 Dec 2021	VAN0111AU Vanguard High Growth Index Fund	1,493.8960	2,616.26	2,801.12	2,801.12	184.86	0.00	0.00
5 Jan 2022	VAN0111AU Vanguard High Growth Index Fund	1,380.8679	2,418.31	2,619.86	2,619.86	201.55	0.00	0.00
18 Jan 2022	VAN0111AU Vanguard High Growth Index Fund	328.2565	574.88	612.73	612.73	37.85	0.00	0.00
14 Apr 2022	VAN0111AU Vanguard High Growth Index Fund	967.9020	1,695.09	1,722.29	1,722.29	27.20	0.00	0.00
11 Jul 2022	VAN0111AU Vanguard High Growth Index Fund	1,695.9291	2,969.03	2,714.11	2,714.11	0.00	254.92	0.00
14 Oct 2022	VAN0111AU Vanguard High Growth Index Fund	625.4940	1,095.43	990.49	990.49	0.00	104.94	0.00
27 Oct 2022	VAN0111AU Vanguard High Growth Index Fund	7,614.2288	13,334.80	12,298.01	12,298.01	0.00	1,036.79	0.00
11 Jan 2023	VAN0111AU Vanguard High Growth Index Fund	377.9612	661.92	630.87	630.87	0.00	31.05	0.00
17 Apr 2023	VAN0111AU Vanguard High Growth Index Fund	372.9564	653.16	648.83	648.83	0.00	4.33	0.00
Subtotal						\$18,294.50	\$3,112.71	\$14,741.11

Please refer to the Panorama tax guide or contact us if you would like to know which cost base was applied (CGT cost base, reduced cost base, or indexed cost base) for each asset. Please note this statement uses post-distribution prices (also known as "Ex" prices). Please note that information contained in this statement will be incorrect if either the purchase date or original cost of any parcel supplied to us is incorrect. Revenue assets have been included in this schedule for information purposes but their actual tax treatment on disposal may be different.

1-41

Miscellaneous expenses schedule

Payment date	Description	Deductible \$	Not deductible \$
5 Jul 2022	Administration fee	97.80	0.00
3 Aug 2022	Administration fee	99.97	0.00
5 Sep 2022	Administration fee	103.67	0.00
15 Sep 2022	Expense Recovery - Legislative	76.00	0.00
5 Oct 2022	Administration fee	98.64	0.00
3 Nov 2022	Administration fee	101.09	0.00
5 Dec 2022	Administration fee	100.82	0.00
5 Jan 2023	Administration fee	104.36	0.00
3 Feb 2023	Administration fee	104.95	0.00
3 Mar 2023	Administration fee	95.97	0.00
5 Apr 2023	Administration fee	105.10	0.00
3 May 2023	Administration fee	103.44	0.00
5 Jun 2023	Administration fee	100.17	0.00
Total		\$1,291.98	\$0.00

Adviser Establishment Fee, Advice Fee, and One-off advice fee are collectively referred to as 'Fees payable for advice and services provided to you' in the Panorama Investor Guide. All expenses include any amount of GST paid less any reduced input tax credits that may have been received.

Insurance premiums have been disclosed as 'not deductible'. However, this depends on your individual circumstances, and you should consult your tax adviser in conjunction with the information in the Product Disclosure Document relevant to your insurance.

1-42

Complaints

If you have a complaint, contact our dedicated Customer Solutions team on 1300 881 716 from 8.00am to 6.30pm, Monday to Friday (Sydney time) or write to us at GPO Box 2675, Sydney NSW 2001. If an issue has not been resolved to your satisfaction, you can lodge a complaint with the Australian Financial Complaints Authority (AFCA). AFCA provides fair and independent financial services complaint resolution that is free to consumers.

Online: www.afca.org.au

Email: info@afca.org.au

Phone 1800 931 678

Mail: Australian Financial Complaints Authority GPO Box 3 Melbourne VIC 3001

Disclaimer

This document may not be copied, reproduced or otherwise distributed or circulated without the express permission of BT Portfolio Services Ltd ABN 73 095 055 208 AFSL 233716 (BTPS). This statement is designed to assist you in preparing your 1 Jul 2022 - 30 Jun 2023 Australian Tax Return. It is provided for the use of investors in Panorama and is based on current Australian taxation laws and their interpretation.

Due to the nature of taxation law, a number of assumptions have been made in the preparation of this statement and these are disclosed in the Panorama tax guide. The application of tax laws depends upon an investor's specific circumstances and our assumptions may not be relevant to you. You should therefore seek professional advice on the taxation implications of your investments and should not rely on the information contained in this statement which should be used as a guide only. In addition, if a parcel reset has occurred the information in this statement may not be accurate and you should not rely on it without professional taxation advice.

The information contained in this statement is given in good faith and has been derived from sources believed to be accurate at the statement request date. However, it is general information only and should not be considered a comprehensive statement on any matter nor relied upon as such. BTPS operates Panorama Investments and BT Invest Westpac Financial Services Ltd ABN 20 000 241 127 AFSL 233716 (WFSL) is the responsible entity and issuer of interests in BT Managed Portfolios. Westpac Banking Corporation ABN 33 007 457 141 AFSL and Australian credit licence 233714 (Westpac) is the issuer of the Cash Management Account (BT CMA). Together these products are referred to as the Panorama products.

Contributions Breakdown Report

For The Period 01 July 2022 - 30 June 2023



Summary

Member	D.O.B	Age (at 30/06/2022)	Total Super Balance (at 30/06/2022) *1	Concessional	Non-Concessional	Other	Reserves	Total
Jeffery, Laura	08/01/1984	38	144,660.35	29,782.87	0.00	0.00	0.00	29,782.87
Jeffery, Scott	17/01/1979	43	341,875.05	25,936.32	0.00	0.00	0.00	25,936.32
All Members				55,719.19	0.00	0.00	0.00	55,719.19

*1 TSB can include information external to current fund's transaction records. The amount is per individual across all funds.

Contribution Caps

Member	Contribution Type	Contributions	Cap	Current Position
Jeffery, Laura	Concessional	29,782.87	45,845.71	16,062.84 Below Cap
	(5 year carry forward cap available)			
	Non-Concessional	0.00	110,000.00	110,000.00 Below Cap
Jeffery, Scott	Concessional	25,936.32	34,283.82	8,347.50 Below Cap
	(5 year carry forward cap available)			
	Non-Concessional	0.00	110,000.00	110,000.00 Below Cap

Carry Forward Unused Concessional Contribution Cap

Member	2018	2019	2020	2021	2022	2023	Current Position
Jeffery, Laura							
Concessional Contribution Cap	25,000.00	25,000.00	25,000.00	25,000.00	27,500.00	27,500.00	
Concessional Contribution	6,417.90	3,427.13	32,879.44	27,166.50	20,681.22	29,782.87	
Unused Concessional Contribution	0.00	21,572.87	0.00	0.00	6,818.78	0.00	
Cumulative Carry Forward Unused	N/A	0.00	21,572.87	13,693.43	11,526.93	18,345.71	
Maximum Cap Available	25,000.00	25,000.00	46,572.87	38,693.43	39,026.93	45,845.71	16,062.84 Below Cap
Total Super Balance	0.00	77,965.30	79,837.73	104,773.88	147,913.70	144,660.35	
Jeffery, Scott							
Concessional Contribution Cap	25,000.00	25,000.00	25,000.00	25,000.00	27,500.00	27,500.00	
Concessional Contribution	14,845.59	29,838.59	24,999.97	25,944.57	20,716.18	25,936.32	
Unused Concessional Contribution	0.00	0.00	0.03	0.00	6,783.82	1,563.68	
Cumulative Carry Forward Unused	N/A	0.00	0.00	0.03	0.00	6,783.82	
Maximum Cap Available	25,000.00	25,000.00	25,000.00	25,000.03	27,500.00	34,283.82	8,347.50 Below Cap
Total Super Balance	0.00	234,184.40	257,590.97	271,591.42	345,161.48	341,875.05	

2.1

NCC Bring Forward Caps

Member	Bring Forward Cap	2020	2021	2022	2023	Total	Current Position	SuperStream Data			
								Ledger Data	Reserves	Employer	Concessional
Date	Transaction Description	Contribution Type	Concessional	Other	Contribution	Employer	Concessional	Non-Concess	Other		
Jeffery, Laura		N/A	0.00	0.00	0.00	N/A	Bring Forward Not Triggered				
Jeffery, Scott		N/A	0.00	0.00	0.00	N/A	Bring Forward Not Triggered				
Jeffery, Laura											
22/07/2022	SuperChoice P/L PC180722-	Employer	2,941.21		Employer	Tundra Resource Analytics Pty Ltd	2,941.21				
31/08/2022	SuperChoice P/L PC300822- 176860760 50	Employer	38.83		Employer	SEYMOUR DISTRICT MEMORIAL HOSPITAL	38.83				
28/09/2022	SuperChoice P/L PC270922- 157823271 50	Employer	38.83		Employer	SEYMOUR DISTRICT MEMORIAL HOSPITAL	38.83				
31/10/2022	SuperChoice P/L PC281022- 118792521 50	Employer	64.71		Employer	SEYMOUR DISTRICT MEMORIAL HOSPITAL	64.71				
23/11/2022	SuperChoice P/L PC221122- 192989633 50	Employer	51.77		Employer	SEYMOUR DISTRICT MEMORIAL HOSPITAL	51.77				
22/12/2022	SuperChoice P/L PC211222- 193576910 50	Employer	38.83		Employer	SEYMOUR DISTRICT MEMORIAL HOSPITAL	38.83				
01/02/2023	SuperChoice P/L PC310123- 100761372 50	Employer	12.94		Employer	SEYMOUR DISTRICT MEMORIAL HOSPITAL	12.94				
01/03/2023	SuperChoice P/L PC230223- 116419943 50	Employer	14,175.11		Employer	Tundra Resource Analytics Pty Ltd	14,175.11				
17/03/2023	SuperChoice P/L PC160323- 155438768 50	Employer	77.65		Employer	SEYMOUR DISTRICT MEMORIAL HOSPITAL	77.65				

13/04/2023	SuperChoice P/L PC120423- 159723752 50	Employer	12.94	Employer	SEYMOUR DISTRICT MEMORIAL HOSPITAL	12.94
28/04/2023	SuperChoice P/L PC210423- 190429585 50	Employer	3,841.58	Employer	Tundra Resource Analytics Pty Ltd	3,841.58
29/04/2023	SuperChoice P/L PC090523- 194748695 50	Employer	25.88	Employer	SEYMOUR DISTRICT MEMORIAL HOSPITAL	25.88
11/05/2023	SuperChoice P/L PC140623- 126031331 50	Employer	38.72	Employer	SEYMOUR DISTRICT MEMORIAL HOSPITAL	38.72
15/06/2023	SuperChoice P/L PC260623- 105179969 50	Employer	8,423.87	Employer	Tundra Resource Analytics Pty Ltd	8,423.87
30/06/2023	SuperChoice P/L PC260623- 105179969 50	Employer	8,423.87	Employer	Tundra Resource Analytics Pty Ltd	8,423.87
Total - Jeffery, Laura			29,782.87	0.00	0.00	29,782.87

Jeffery, Scott

Date	Transaction Description	Contribution Type	Ledger Data			SuperStream Data				
			Concessional	Non-Concession	Other	Reserves	Employer	Concessional	Non-Concess	Other
22/07/2022	SuperChoice P/L PC180722- 162371028 50	Employer	3,357.25				Tundra Resource Analytics Pty Ltd	3,357.25		
01/03/2023	SuperChoice P/L PC230223- 116419942 50	Employer	14,093.12				Tundra Resource Analytics Pty Ltd	14,093.12		
28/04/2023	SuperChoice P/L PC210423- 190429582 50	Employer	2,254.85				Tundra Resource Analytics Pty Ltd	2,254.85		
29/04/2023	SuperChoice P/L PC260623- 105179968 50	Employer	6,231.10				Tundra Resource Analytics Pty Ltd	6,231.10		

Total - Jeffery, Scott

25,936.32	0.00	0.00	0.00
-----------	------	------	------

25,936.32	0.00	0.00
-----------	------	------

Total for All Members

55,719.19	0.00	0.00	0.00
-----------	------	------	------

24

3-1

S & L Jeffery Super Fund General Ledger



As at 30 June 2023

Transaction Date	Description	Units	Debit	Credit	Balance \$
Accountancy Fees (30100)					
<u>Accountancy Fees (30100)</u>					
23/08/2022	034113 JEFFSC1 TD		253.00	3-2	253.00 DR
20/04/2023	SLG INVOICE JEFFSS1 TD		2,200.00	3-3	2,453.00 DR
			2,453.00		2,453.00 DR

Total Debits: 2,453.00

Total Credits: 0.00



3-2

Scott & Laura Jeffery
S & L Jeffery Pty Ltd
PO Box 165
AVENEL VIC 3664

Tax Invoice
034113

Ref: JEFFSC1
17 August, 2022

Description	Amount
<p>Attending to secretarial matters of the company on your behalf throughout the year with the Australian Securities & Investments Commission (ASIC):</p> <ul style="list-style-type: none"> • Attendance to ASIC company statements and review documentation on your behalf; • Checking and comparison of your company information with ASIC registers; • Preparation of annual company minutes as required by the Corporations Law; • Attendance to address changes throughout the year; • Provision of registered office address and maintenance of legislated ASIC opening hours; • Assurance your company files are up to date and compliant with current Corporations Law and associated legislation; • Acting as registered agent of the company. 	230.00
230.00	
<p>Please note that this invoice is now due. GST: \$ 23.00</p> <p>*Credit card payments attract a surcharge Amount Due: \$ 253.00</p>	

The firm reserves the right to charge interest of 11.5% compounding daily on outstanding amounts. The firm reserves the right to refer the outstanding invoices to a debt collection agency or legal practitioner, at a cost to the client. Such costs may include commission, administration fees, legal costs and interest as charged by the debt collection agency or legal practitioner.

<input type="checkbox"/> (EFT) - Transfer to our account Account Name Simmons Livingstone & Associates BSB: 064 445 Account: 1052 7520		Ref: JEFFSC1 Invoice: 034113 17 August, 2022 Amount Due: \$ 253.00
<input type="checkbox"/> Credit Card (Please indicate type) <input type="checkbox"/> Mastercard <input type="checkbox"/> Visa		Card CCV
Card Number: <input type="text"/> <input type="text"/> <input type="text"/> <input type="text"/> <input type="text"/> <input type="text"/> <input type="text"/> <input type="text"/> <input type="text"/> <input type="text"/> <input type="text"/> <input type="text"/> <input type="text"/> <input type="text"/> <input type="text"/>		
Cardholder Signature		Expiry/.....
<small>Note that credit card payments attract a surcharge. Liability limited by a scheme approved under Professional Standards Legislation</small>		

3-3



Simmons Livingstone & Associates

A.B.N. 45 163 871 958
PO Box 806, Oxenford 4210 Queensland
Tele 07 5561 8800 | Fax 07 5561 8700
simmonslivingstone.com.au

The Trustees
S & L Jeffery Super Fund
PO Box 165
AVENEL VIC 3664

Tax Invoice
037909

Ref: JEFFSS1
3 April, 2023

Description	Amount
Preparation of Financial Statements for the fund for the year ended 30th June 2022 including the following:-	
- Operating Statement, Statement of Financial Position & Notes to the Financial Statements	
- Trustee's declaration	
- Preparation and lodgement of income tax and regulatory return	
- Calculation of tax estimate	
- Memorandum of Resolutions	
- Calculations in relation to changes in market value of investments	
- Calculations of capital gains/losses in relation to disposal of investments	
- Preparation of Member's Statements	
- Preparation of records in accordance with the auditor's requirements including payment of disbursement to Super Audits.	
	Acc 2200 Audit 330 <hr/> 2530 <hr/> 2,300.00
Please note that this invoice is now due.	2,300.00
	GST: \$ 230.00
*Credit card payments attract a surcharge	Amount Due: \$ 2,530.00

The firm reserves the right to charge interest of 11.5% compounding daily on outstanding amounts. The firm reserves the right to refer the outstanding invoices to a debt collection agency or legal practioner, at a cost to the client. Such costs may include commission, administration fees, legal costs and interest as charged by the debt collection agency or legal practioner.

(EFT) - Transfer to our account Ref: JEFFSS1
Invoice: 037909
3 April, 2023
 Account Name Simmons Livingstone & Associates
 BSB: 064 445 Account: 1052 7520 **Amount Due: \$ 2,530.00**

Credit Card (Please indicate type) Mastercard Visa Card CCV
 Card Number:

Cardholder Signature Expiry/.....
 Note that credit card payments attract a surcharge. Liability limited by a scheme approved under Professional Standards Legislation

SUPER AUDITS**TAX INVOICE**

Supplier: Super Audits

Auditor: A.W. Boys
SMSF Auditor Number (SAN) 100014140
Registered Company Auditor (67793)

Address: Box 3376
Rundle Mall 5000

ABN: 20 461 503 652

Services: Auditing

Date: 30 March 2023

Recipient: S & L Jeffery Super Fund

Address: C/- PO Box 806 OXENFORD QLD 4210

Description of Services

Statutory audit of the S & L Jeffery Super Fund for the financial year ending 30 June 2022.

Fee: \$300.00

GST: \$30.00

Total: \$330.00

Payment can be made with a cheque payable to Super Audits postal address being Box 3376 Rundle Mall 5000 or alternatively an EFT can be made BSB 015-056 Account No. 387392386.

5-1



ASIC
Australian Securities & Investments Commission

ABN 86 768 265 615

Inquiries
www.asic.gov.au/invoices
1300 300 630

S & L JEFFERY PTY. LTD.
SIMMONS LIVINGSTONE AND ASSOCIATES PTY L
PO BOX 806 OXENFORD QLD 4210

INVOICE STATEMENT

Issue date 03 Aug 22

S & L JEFFERY PTY. LTD.

ACN 620 859 707

Account No. 22 620859707

Summary

Opening Balance	\$0.00
New items	\$59.00
Payments & credits	\$0.00
TOTAL DUE	\$59.00

- Amounts are not subject to GST. (Treasurer's determination - exempt taxes, fees and charges).
- Payment of your annual review fee will maintain your registration as an Australian company.

Transaction details are listed on the back of this page

Please pay

Immediately	\$0.00
By 03 Oct 22	\$59.00

If you have already paid please ignore this invoice statement.

- Late fees will apply if you do NOT
 - tell us about a change during the period that the law allows
 - bring your company or scheme details up to date within 28 days of the date of issue of the annual statement, or
 - pay your review fee within 2 months of the annual review date.
- Information on late fee amounts can be found on the ASIC website.

TOTAL DUE	\$59.00
Immediately	\$0.00
By 03 Oct 22	\$59.00

Payment options are listed on the back of this payment slip



Bill Code: 17301
Ref: 2296208597072



*814 129 0002296208597072 52



ASIC
Australian Securities & Investments Commission

PAYMENT SLIP

S & L JEFFERY PTY. LTD.

ACN 620 859 707

Account No: 22 620859707



22 620859707

Transaction details:

page 2 of 2

5-2

	Transactions for this period	ASIC reference	\$ Amount
2022-08-03	Annual Review - Special Purpose Pty Co	4X0762282480P A	\$59.00
	Outstanding transactions		
2022-08-03	Annual Review - Special Purpose Pty Co	4X0762282480P A	\$59.00

PAYMENT OPTIONS



Billpay Code: 8929
Ref: 2296 2085 9707 252

Australia Post

Present this payment slip. Pay by cash, cheque or EFTPOS

Phone

Call 13 18 16 to pay by Mastercard or Visa

On-line

Go to postbillpay.com.au to pay by Mastercard or Visa

Mail

Mail this payment slip and cheque (do not staple) to ASIC,
Locked Bag 5000, Gippsland Mail Centre VIC 3841



Bill Code: 17301
Ref: 2296208597072

Telephone & Internet Banking – BPAY[®]

Contact your bank or financial institution to make this payment from your cheque, savings, debit, credit card or transaction account. More info: www.bpay.com.au



Company: S & L JEFFERY PTY, LTD. ACN 620 859 707

Company details

Date company registered 03-08-2017
 Company next review date 03-08-2024
 Company type Australian Proprietary Company
 Company status Registered
 Home unit company No
 Superannuation trustee company Yes
 Non profit company No

Registered office

UNIT 30 , 340 HOPE ISLAND ROAD , HOPE ISLAND QLD 4212

Principal place of business

84-94 LIVINGSTONE STREET , AVENEL VIC 3664

Officeholders

JEFFERY, LAURA

Born 08-01-1984 at MISSISSAUGA CANADA
 1394 TARCOMBE ROAD , AVENEL VIC 3664

Office(s) held: Director, appointed 03-08-2017
 Secretary, appointed 03-08-2017

JEFFERY, SCOTT

Born 17-01-1979 at MELBOURNE VIC
 84-94 LIVINGSTONE STREET , AVENEL VIC 3664

Office(s) held: Director, appointed 03-08-2017

Company share structure

Share class	Share description	Number issued	Total amount paid	Total amount unpaid
ORD	ORDINARY	2	2.00	0.00

Members

JEFFERY , SCOTT

84-94 LIVINGSTONE STREET , AVENEL VIC 3664

Share class	Total number held	Fully paid	Beneficially held
ORD	1	Yes	Yes

JEFFERY , LAURA

1394 TARCOMBE ROAD , AVENEL VIC 3664

Share class	Total number held	Fully paid	Beneficially held
ORD	1	Yes	Yes

Document history

These are the documents most recently received by ASIC from this organisation.

Received	Number	Form	Description	Status
31-08-2020	5EBU58596	484	CHANGE TO COMPANY DETAILS	Processed and imaged
31-08-2020	5EBU58597	484	CHANGE TO COMPANY DETAILS	Processed and imaged
28-03-2019	7EAJ90081	484	CHANGE TO COMPANY DETAILS	Processed and imaged

6-1



**Simmons
Livingstone
& Associates**

S & L Jeffery Pty Ltd ATF S & L Jeffery Super Fund
84-94 Livingstone Street
AVENEL VIC 3664

Simmons Livingstone & Associates
PO Box 806
Oxenford QLD 4210
Telephone: 07 5561 8800
Facsimile: 07 5561 8700
Email: admin@simmonslivingstone.com.au

TAX INVOICE

Tax Invoice Number :	73458001435
Date:	30 June 2023

Description	Amount
• Ongoing Adviser Service Fee 23 FY	\$3,000.00
• GST	\$300.00
Total Amount Due: (includes GST) Terms : 7 days	\$3,300.00

✂ -----

Please detach and return with your payment or Credit Card authority to :	Infocus Securities Australia Pty Ltd PO Box 806 Oxenford QLD 4210	Account: S & L Jeffery Pty Ltd ATF S & L Jeffery PE ID: Super Fund Invoice: 475767 Due Date: 73458001435 Adviser: 07 July 2023 Amount Due: Thomas Graham \$3,300.00
--	--	--

If paid by Credit Card, a 1.5% surcharge will apply and the invoice value will become \$3,349.50 (inc GST).
 Charge \$3,349.50 to my MasterCard VISA

Card No :

Cardholder Name : _____
 Expiry Date : ____/____/____ Signature of Cardholder : _____

Other Payment Methods: Direct Credit:
Account Name: Infocus Securities Australia Pty Ltd
Westpac BSB: 034-676
Account Number: 279166
Reference: Please include ID: 4757671435.
 (Please email brokerage@infocus.com.au on the day you send your payment via direct credit to enable Infocus to correctly receipt the payment).
Cheque: Please make cheque payable to Infocus Securities Australia Pty Ltd

Office Use Only Authority Number: Date Received:	Infocus Securities Australia Pty Ltd ABN 47 097 797 049 AFSL No. 000236523 Australian Credit Licence No. 236523 trading as Infocus Wealth Management
---	---

7-1



22 December 2022

POLICY OWNER(S)

S & L Jeffery Super Fund

POLICY NUMBER

77874880

S & L Jeffery Super Fund
C/- The Trustees
PO Box 165
AVENEL VIC 3664

It's time to review your life insurance.

Thank you for continuing to trust us to protect what matters through your OneCare held through super policy.

As your life changes, so should your insurance. This Review Pack includes important information about any changes to your policy, cover and premium, and what you can do to make sure it suits your needs best.


WHAT'S CHANGED WITH YOUR PREMIUM

You have cover which has **indexation** applied to the amount you're insured for. This acts as 'inflation protection' for your cover (see page 4).

Your cover is on a stepped premium, which means it's increased due to age. There may be other changes that apply as well (see page 3).

YOUR COVER SNAPSHOT

Here is a quick view of some of your cover. For a detailed look, please see the attached Policy Schedule.

	Laura	Life Cover	\$638,140
	you are now insured for	TPD Cover	\$638,140

What's included in this Review Pack

- ✓ A quick summary of your cover
- ✓ A detailed overview of your cover in the Policy Schedule
- ✓ Information about your premium and any changes to your premium, policy or cover
- ✓ Things you need to know when reviewing your cover
- ✓ How to make a claim.

Your annual premium is \$645.30

Payment method
Annual Direct Debit

We will automatically deduct \$645.30 from your nominated account on 30 January 2023.

If you don't need to make changes, you don't need to do anything. Because you pay your premium annually, you are saving 6% compared with monthly payments.

POSTED

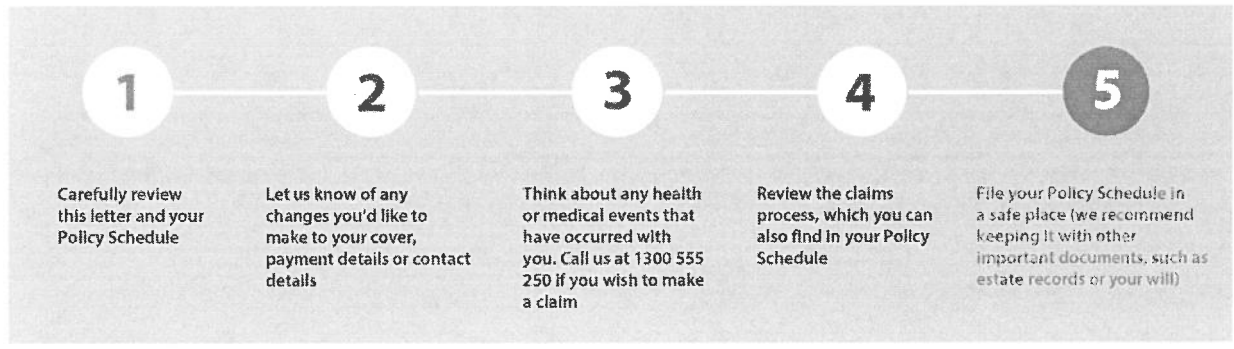
Call us: 133 667

Email us: client.onepath@zurich.com.au

Your Financial Adviser: Mr Tom Graham
Phone: 07 5561 8800

7-2

What you need to do next



You're in control of your insurance cover






Your OnePath policy is flexible, and you may wish to consider making changes to your policy to ensure it is right for you. You're in control and can make choices that affect your premium, such as:

- ✓ Changing your cover levels
- ✓ Linking multiple insurance policies with us
- ✓ Changing your premium payment frequency
- ✓ Turning indexation on or off

To learn more about reviewing your cover, visit onepathclarity.com.au/go/review

Do you need to change your cover?

Read your Policy Schedule carefully and talk to your adviser so you can ensure your cover suits your circumstances. Here are **some** things that you might want to consider during your review:

-  Have you expanded your family?
-  Have you downsized or upgraded your home?
-  Has your income changed?
-  Has your mortgage increased or decreased?
-  Would you like to pay your premium through your super?

Your premiums

How your premium is calculated

There are many factors that can affect how your premium is calculated. These factors can change from policy to policy, but can include things like:

- ✓ The amount and type of cover
- ✓ Higher risk occupations or hobbies
- ✓ Your smoking status
- ✓ Your health
- ✓ Your age and gender
- ✓ Whether you've chosen to pay stepped or level premiums
- ✓ Whether you've selected indexation
- ✓ How many lives you cover in your policy
- ✓ How frequently you pay your premium
- ✓ Where you live

Read more about how life insurance premiums are calculated at onepathclarity.com.au/go/premiums 📄

Stepped and level premiums

Your cover is on a stepped premium

The difference between stepped and level premiums can be a major factor in how your premium is calculated.

With stepped premiums, the cost of your cover is recalculated each year based on your age at your policy anniversary. As you get older, your health and personal risks generally increase, as does the likelihood that you may claim. This generally means your premium will increase each year as you age.

With level premiums, the cost of your cover is based on your age when any cover started. Your premium is generally averaged out over a number of years, so you avoid increases in your premium due to age. Your cover is more expensive than stepped premiums at the start of your policy, but generally gets cheaper than stepped premiums through the life of your policy.

Please note that level premiums are not guaranteed, and life insurers have increased level premiums in the past (and may do so again in the future). It's important to remember that age is only one factor in calculating premiums. Others, such as claims trends and interest rates, can also have an impact.

You can also choose a combination of stepped and level premiums on the same policy.

If you want to read more about stepped and level premiums, and why level premiums may go up, head to onepathclarity.com.au/go/differentpremiums 📄



If any of your circumstances regarding these factors changes, or if you have questions about any of them, please contact your financial adviser Mr Tom Graham on 07 5561 8800 or call us on 133 667 for help.

Your premiums

Indexation

Indexation applies to one or more of your covers, which means your sum insured has been increased to keep up with the cost of living. As your sum insured increases, so does your premium.

Think of indexation as a kind of "inflation protection" that helps to maintain the value of your cover over time, as living costs increase.

This indexation rate is 5% for your lump sum cover.

If you want to accept indexation on your cover, you don't need to do anything.

If you've changed your mind, you can decline to accept indexation on some or all of your covers (either for this year or permanently), and keep your amount insured at the same level, but it may not give you the same value in the future as it does today.

Please speak to your financial adviser Mr Tom Graham on 07 5561 8800, or call us on 133 667 to make any changes or ask any questions.

To learn what this might mean for you in the future, please read this guide onepathclarity.com.au/go/indexation

The following is provided for the purpose of illustration. Amounts do not include stamp duty (where applicable). The amount that you will pay with indexation is set out on page 1. If you have permanently declined indexation, the amount you will pay is set out on page 1.

Cover	With Indexation		Without Indexation	
	Amount Insured	Annual Premium	Amount Insured	Annual Premium
Laura Jeffery				
Life Cover	\$638,140	\$285.89	\$607,752	\$272.27
Super TPD (Working)	\$638,140	\$326.73	\$607,752	\$311.17

7-5



Go further with OnePath

Being a OnePath customer means you get more than just the cover offered by your life insurance.



Get the clarity you deserve

You deserve to know exactly how your insurance works. Head to OnePath Clarity to learn about types of cover, maximising the value of your cover, how your premium is calculated and how to make a claim.

Visit onepathclarity.com.au for more information



Control your policy anytime, anywhere

View and make changes to your policy quickly and easily by logging on to My OnePath Life, our 24/7 self-service portal. You can access and download your policy documents, including renewal notices and your Policy Schedule, as well as change your payment details, your personal details and your contact preferences.

Visit onepath.com.au/myonepathlife to register for access or for more information



Your communication options

You have elected to receive your important policy correspondence in the post.

You can change this preference over to email at anytime by calling us on 133 667, or by logging in to My OnePath Life, our 24/7 self-service portal.

We may still need to send you emails from time to time (general notifications or messages, for example), but your important policy documents will always be sent according to your preference.



Earn Qantas Points on your premiums¹

If you're a Qantas Frequent Flyer member, you can earn 1 Qantas Point per dollar of premium paid on your Eligible OnePath Insurance Policy. Not a Qantas Frequent Flyer member? OnePath has arranged to waive the join fee for eligible policyholders if you join at qantaspoints.com/ffjoinonepath. Once you have your membership number, please call us on 133 667 and quote your membership number so you can start earning your Qantas Points.

FREQUENT FLYER

Earn 1 point
for every \$1 of premiums paid on eligible OnePath insurance policies

Conditions apply

¹ You must be a Qantas Frequent Flyer member and correctly register your Qantas Frequent Flyer membership details with OnePath to earn Qantas Points on eligible insurance policies. Eligible insurance policies are the policies listed in the 'OnePath and Qantas Frequent Flyer Rewards terms and conditions' available at onepath.com.au/qff-terms-conditions, as defined for 'Eligible OnePath Insurance Policy'. A joining fee usually applies. However, OnePath has arranged for this to be waived for new customers who join at qantas.com/onepathjoin. This complimentary join offer may be withdrawn at any time. Membership and points are subject to Qantas Frequent Flyer program terms and conditions available at Qantas.com/terms. The maximum number of points you can earn on eligible policies is capped at 20,000 points per year, per policy. Qantas Points accrue in accordance with and subject to the 'OnePath and Qantas Frequent Flyer Rewards terms and conditions'. Qantas does not endorse, is not responsible for and does not provide any advice, opinion or recommendation about these products or the information provided by OnePath in this communication.



Call us: 133 667



Email us: client.onepath@zurich.com.au




Your Financial Adviser: Mr Tom Graham
Phone: 07 5561 8800

Important things to remember

Have you had any medical events, injuries or illness?


It can sometimes be easy to forget what you're covered for, and you may be able to claim against something that's happened to you since you took your policy out.

Please consider if anything has happened to you, and call us at 1300 555 250 if you wish to make a claim. Our Life Insurance specialists will advise you on what's claimable on your policy, as well as guide you and make sure you're taken care of from the first step in the claims process to the last.

To learn more about the claims process and what it means for you and your beneficiaries, please visit onepathclarity.com.au/go/claimsprocess 

Have confidence in your cover

Your OneCare held through super policy is a Guaranteed Renewable policy. This means that as long as you keep paying your premiums, your coverage continues, and your policy terms and conditions **cannot** be reduced or cancelled – even if your health declines or your personal risks increase. For example, if you're diagnosed with diabetes or even choose to start base jumping two days after you take out your policy, you're guaranteed to have the same cover, for the same price. In fact, you don't even have to tell us about these changes.

To find out more, visit onepathclarity.com.au/go/advantage 



We're in the business of paying claims

It's our job to be there for you when you need to make a claim, to provide you with complete support when it matters most.

It's why we pay over 9 of every 10 claims² we get – because we're in the business of paying claims.

Visit onepathclarity.com.au to learn more about the claims process, read claims stories and see why some claims aren't paid.

² 2020 OnePath Claims, ASIC Claims Comparison 2021



Call us: 133 667



Email us: client.onepath@zurich.com.au



Your Financial Adviser: Mr Tom Graham
Phone: 07 5561 8800

1-1



Are you in difficulty?

Life insurance is all about long-term certainty, but sometimes that certainty comes under immediate pressure.

As your life insurer, we take very seriously our responsibility to ensure you are supported if you are experiencing financial hardship.

Your product is flexible, and there are various ways that we can support you to make sure you can stay protected as you navigate through the difficulties you might be experiencing.

Visit www.onepathclarity.com.au/go/support to see some options you can consider to reduce the costs of your cover, and give you valuable breathing space.

If you are having difficulty in paying your premiums, or for anything else to do with your cover, please speak to your financial adviser Mr Tom Graham at 07 5561 8800 or call us on 133 667. We're here to support you.

Considering your need for cover at all?

If you are thinking about cancelling your cover, it's important to consider the risks to you and your beneficiaries if life takes an unexpected turn for the worse – specifically, that you'll have no cover in place should a claimable event occur.

Also, if you are considering replacing your cover with another policy with us or another insurer, you may not be able to get cover at all or have access to the same terms, or you may have to pay a higher premium if your health has changed. The same may apply if you cancel your cover and at a later time apply again for cover.

We're here for you

If you have any questions about your cover or you wish to change something, please call your financial adviser, Mr Tom Graham on 07 5561 8800, or call us at 133 667. Thank you for your trust – we're here to protect you.

Yours sincerely,

Brendan Norton
Head of Customer & Adviser Experience
Life & Investments

Important information

Zurich Australia Limited (Zurich, OnePath) ABN 92 000 010 195, AFSL 232510 is the issuer of OneCare. This includes OneCare External Master Trust and OneCare SMSF.

This information is of a general nature and does not take into account your personal objectives, financial situation or needs. You should consider these factors, the appropriateness of the information and the OneCare Product Disclosure Statement and policy terms (PDS) available online at onepath.com.au or by calling 133 667 before making any decisions.

PBRK-017316-2021



Call us: 133 667



Email us: client.onepath@zurich.com.au



Your Financial Adviser: Mr Tom Graham
Phone: 07 5561 8800

7-9

Zurich Australia Limited

ABN 92 000 010 195
AFSL 232510

onepath.com.au
client.onepath@zurich.com.au



Your OneCare held through super Policy Schedule

Thank you for choosing OnePath for your protection.

This Policy Schedule is an important document and, along with your Product Disclosure Statement, your Policy Terms and any other notices issued by us to you, should be stored in a secure place. Can't find your PDS, Policy Terms or any other important documents? Please call us on 133 667.

22 December 2022

POLICY NUMBER
77874880

POLICY OWNER(S)
S & L Jeffery Super Fund

POLICY START DATE
30 January 2018

POLICY ANNIVERSARY DATE
30 January

FINANCIAL ADVISOR
Mr Tom Graham
07 5561 8800

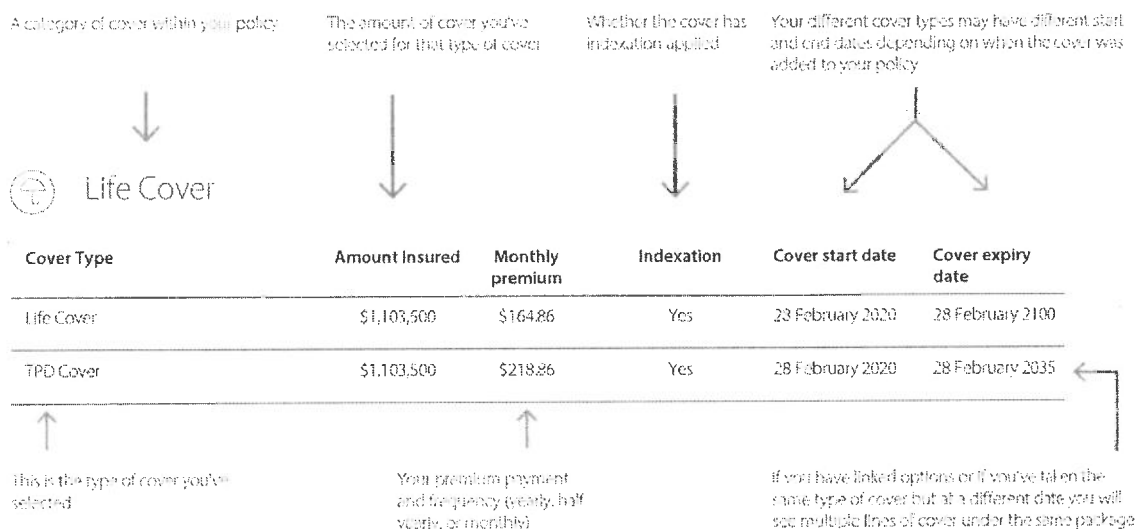
WHAT'S IN THIS POLICY SCHEDULE

- ✓ Both a summarised view of the cover you have in this policy, as well as a detailed overview including the lives insured, and your costs
- ✓ How to contact us and make a claim
- ✓ Information about your premium, including any reductions or fees

WHAT YOU NEED TO DO

- ✓ Please check that all details are correct
- ✓ If anything is missing or incorrect, please call us on 133 667 or speak with your financial adviser
- ✓ You should keep this Policy Schedule in a secure place, along with its policy documents, as they will be required when you make a claim. If you lose the Policy Schedule, Policy Terms or any of your other insurance documents you can contact us for a replacement copy

How to read this Policy Schedule



Important information

Zurich Australia Limited (Zurich, OnePath) ABN 92 000 010 195, AFSL 232510 is the issuer of OneCare. This includes OneCare External Master Trust and OneCare SMSF.

This information is of a general nature and does not take into account your personal objectives, financial situation or needs. You should consider these factors, the appropriateness of the information and the OneCare Product Disclosure Statement and policy terms (PDS) available online at onepath.com.au or by calling 133 667 before making any decisions.

PBRK-017317-2021

7-10

Zurich Australia Limited

ABN 92 000 010 195
AFSL 232510

onepath.com.au
client.onepath@zurich.com.au



Who you're protecting

Below is a summary of the individuals covered in your policy. The most recent information we have is shown here.

If any of these details have changed, please call us on 133 667. Some changes could result in a reduction in your premium (for example, if you change to a less risky occupation).

Please refer to the rest of this Policy Schedule for a detailed view of the cover each of these individuals has.



Laura Jeffery

Date of Birth	8 January 1984
Gender	Female
Age	39

7-11

Zurich Australia Limited



ABN 92 000 010 195
AFSL 232510

onepath.com.au
client.onepath@zurich.com.au

Your cover summary

Below is a summary of your covers for your convenience. For full details of your cover, please refer to the rest of this Policy Schedule.



Life Cover

We generally pay a lump sum to the trustee of your super fund in the event of your death or terminal illness.

Name	Amount insured	Annual premium
Laura Jeffery	\$638,140	\$785.89



TPD Cover

We generally pay the trustee of your super fund a lump sum if an illness or injury leaves you permanently disabled and unable to work.

Name	Amount insured	Annual premium
Laura Jeffery	\$638,140	\$326.73

Annual premium:	\$612.62
Stamp Duty:	\$32.68
Total Annual premium:	\$645.30

7-12



To make a claim

22 December 2022

POLICY NUMBER

77874880

Do you need to make a claim?

If any insured person on this policy has had any medical events, injuries or illness, you may be able to claim.

Please consider if anything has happened to you.

Speak to your financial adviser first, if possible. They can often help you through the process.

Call our Claims Helpline at 1300 555 250 if you wish to make a claim - our Claims team will advise you on what's claimable on your policy, as well as guide you and make sure you're taken care of from the first step in the claims process to the last.

To make a claim:

1

If you have a financial adviser, speak with them first. They can often help you through the process.

2

Call our Claims Helpline on 1300 555 250. Make sure you have your policy details and basic information about the event that prompted the claim.

3

We will send appropriate claim forms within 24 hours of your call and inform you of any additional documents you need to provide.

4

Send us completed claim forms and additional requested documents.

5

We will assign you a Claims Assessor who will be your point of contact and help you through the process.

6

We will get to work reviewing your claim, providing you an update within 5 business days.

OnePath has adopted the Life Insurance Code of Practice, so you can have certainty about how you will be treated and communicated during the claims process. Read more about it at <https://www.fsc.org.au/policy/life-insurance/code-of-practice>

7-13



Laura Jeffery

22 December 2022

POLICY NUMBER

77874880

Date of Birth: 8 January 1984

Gender: Female

LIFE COVER WITH OPTIONAL TPD COVER

Cover type	Amount insured	Annual premium	Indexation	Cover start date	Cover expiry date
Life Cover	\$638,140	\$285.89	Yes	30 January 2018	30 January 2114
Super TPD (Working)	\$638,140	\$326.73	Yes	30 January 2018	30 January 2049

You have selected:		Optional extras:	
Benefit Payment Type	Lump sum	Premium Waiver	No
Premium Type	Stepped	Disability Option	
Occupation Category	1*	Business Guarantee Option	No
TPD Definition	Super Any Occupation	Double TPD Option	No
Smoker	No ¹		

* Last recorded details. If any of this information has changed, you can let us know by contacting Customer Services on 133 667.

You should keep this Policy Schedule in a secure place, along with your other insurance policy documents, as they will be required when you make a claim. If you lose the Policy Schedule, Policy Terms or any of your other insurance documents you can contact us for a replacement copy.

The amounts insured under this policy are subject to the Policy Schedule, Policy Terms and any other notice issued by us to you.

Cover expires at the start of the day shown as the 'Cover expiry date'.



Certificate of Currency

Issue date: 10/02/2023

Adviser Services
Login: zurich.com.au/advisers
Telephone: 1800 222 066
Email: adviser.onepath@zurich.com.au

Policy number 77874880 - OneCare held through super

Policy owner(s) - S & L JEFFERY SUPER FUND

Commencement date 30/01/2018
Pay method Direct Debit
Premium frequency Yearly
Paid to date 30/01/2024
Your adviser is Thomas Graham

Life insured - LAURA JEFFERY

Date of birth 08/01/1984
Smoker status Non-Smoker

Benefit type	Start date	Expiry date	Amount insured	Yearly premium
Life Cover	30/01/2018	30/01/2114	\$638,140	\$285.89
TPD Cover	30/01/2018	30/01/2049	\$638,140	\$326.73
Policy Total				
Premium for all covers				\$612.62
Stamp duty				\$32.68
Total yearly premium				\$645.30

Important Information:

This Certificate of Currency information is current as at 10/02/2023 and may be subject to change.

Please refer to your Policy Schedule and relevant Product Disclosure Statement (PDS) for the full terms and conditions which apply to your cover. If you require a copy of your PDS, visit onepath.com.au or contact Customer Care by calling 133 667 or e-mailing us at client.onepath@zurich.com.au.

Total premium is inclusive of policy fee and stamp duty where applicable.

To the extent possible under law, we do not accept any liability to any person relying on this Certificate of Currency.

This communication has been prepared by Zurich Australia Limited trading as OnePath Life (OnePath) ABN 92 000 010 195, AFSL 232510 as the issuer of OneCare. This includes OneCare External Master Trust and OneCare SMSF.

Macquarie Bank Limited

ABN 46 008 583 542 | AFS Licence Number 237502

Macquarie Banking and Financial Services Group, a Member of the Macquarie Group

Office address

1 Shelley Street, Sydney NSW 2000

Client service1800 806 310
transact@macquarie.com**Postal address**

GPO Box 2520, Sydney NSW 2001

Financial services professionals1800 808 508
adviser@macquarie.com

Offices also in Melbourne, Brisbane, Perth and Adelaide.

Fax 1800 550 140

Visit us online at macquarie.com.auS & L JEFFERY PTY LTD ATF S & L
PO BOX 309, ALYANGULA, NT 0885

06 November 2023

BSB: 182-512**Account Number:** 000965441926**Account Name:**S & L JEFFERY PTY LTD ATF S & L
JEFFERY SUPER FUND**Account open date:** 03 August 2017

The following balances and interest details are provided for the above account for the 2022 - 2023 financial year:

Account balance as at 30/06/2023	\$41,814.96
Gross income paid during 2022 - 2023 financial year	\$581.62

If you would like any further information regarding the above, please contact your financial services professional or Macquarie on **1800 806 310**.

This information has been prepared by Macquarie Bank Limited ABN 46 008 583 542 for general information purposes only, without taking into account any potential investors' personal objectives financial situations or needs. Before acting on this general information, you must consider its appropriateness having regard to your own objectives, financial situations and needs. All potential investors should obtain financial, legal and taxation information before making any decision regarding a particular financial product.



Macquarie Cash Management Account

MACQUARIE BANK LIMITED
ABN 46 008 583 542 AFSL 237502

enquiries 1800 806 310
transact@macquarie.com
www.macquarie.com.au

GPO Box 2520
Sydney, NSW 2001



S & L JEFFERY SUPER FUND
PO BOX 309
ALYANGULA NT 0885

1 Shelley Street
Sydney, NSW 2000

account balance **\$28,922.75**
as at 30 Dec 22

account name S & L JEFFERY PTY LTD ATF S & L
JEFFERY SUPER FUND
account no. 965441926

transaction	description	debits	credits	balance
30.06.22	OPENING BALANCE			32,728.13
12.07.22	Direct debit Infocus Infocus	275.00		32,453.13
13.07.22	BPAY BPAY TO AUSTRALIAN TAXATION OFFICE	2,255.00		30,198.13
22.07.22	Deposit SuperChoice P/L PC180722-162371026		2,941.21	33,139.34
22.07.22	Deposit SuperChoice P/L PC180722-162371028		3,357.25	36,496.59
29.07.22	Interest MACQUARIE CMA INTEREST PAID*		10.13	36,506.72
11.08.22	Direct debit Panorama 0788339 262-786 120478730	4,000.00		32,506.72
12.08.22	Direct debit Infocus Infocus	275.00		32,231.72
22.08.22	BPAY BPAY TO AUSTRALIAN SECURITIES & INV	59.00		32,172.72
23.08.22	Funds transfer 034113 JEFFSC1	253.00		31,919.72
31.08.22	Interest MACQUARIE CMA INTEREST PAID*		22.25	31,941.97
31.08.22	Deposit SuperChoice P/L PC300822-176860760		38.83	31,980.80

how to make a transaction

online
Log in to www.macquarie.com.au/personal

by phone
Call 133 275 to make a phone transaction

transfers from another bank account
Transfer funds from another bank to this account:
BSB 182 512
ACCOUNT NO. 965441926

deposits using BPay
From another bank



Bill code: 667022
Ref: 965 441 926

continued on next



Macquarie Cash Management Account

enquiries 1800 806 310

account name S & L JEFFERY PTY LTD ATF S & L
JEFFERY SUPER FUND
account no. 965441926

	transaction	description	debits	credits	balance
12.09.22	Direct debit	Infocus Infocus	275.00		31,705.80
28.09.22	Deposit	SuperChoice P/L PC270922-157823271		38.83	31,744.63
30.09.22	Interest	MACQUARIE CMA INTEREST PAID*		28.16	31,772.79
12.10.22	Direct debit	Infocus Infocus	275.00		31,497.79
19.10.22	BPAY	BPAY TO AUSTRALIAN TAXATION OFFICE	2,300.00		29,197.79
31.10.22	Interest	MACQUARIE CMA INTEREST PAID*		36.20	29,233.99
31.10.22	Deposit	SuperChoice P/L PC281022-118792521		64.71	29,298.70
14.11.22	Direct debit	Infocus Infocus	275.00		29,023.70
23.11.22	Deposit	SuperChoice P/L PC221122-192989633		51.77	29,075.47
30.11.22	Interest	MACQUARIE CMA INTEREST PAID*		38.83	29,114.30
12.12.22	Direct debit	Infocus Infocus	275.00		28,839.30
22.12.22	Deposit	SuperChoice P/L PC211222-193576910		38.83	28,878.13
30.12.22	Interest	MACQUARIE CMA INTEREST PAID*		44.62	28,922.75
		CLOSING BALANCE AS AT 30 DEC 22	10,517.00	6,711.62	28,922.75

* Stepped interest rates for the period 1 July to 13 July: balances \$0.00 to \$4,999.99 earned 0.25% balances \$5,000.00 and above earned 0.25% pa (13 days); 14 July to 11 August: balances \$0.00 to \$4,999.99 earned 0.50% balances \$5,000.00 and above earned 0.50% pa (29 days); 12 August to 15 September: balances \$0.00 to \$4,999.99 earned 0.90% balances \$5,000.00 and above earned 0.90% pa (35 days); 16 September to 13 October: balances \$0.00 to \$4,999.99 earned 1.25% balances \$5,000.00 and above earned 1.25% pa (28 days); 14 October to 15 November: balances \$0.00 to \$4,999.99 earned 1.50% balances \$5,000.00 and above earned 1.50% pa (33 days); 16 November to 15 December: balances \$0.00 to \$4,999.99 earned 1.75% balances \$5,000.00 and above earned 1.75% pa (30 days); 16 December to 30 December: balances \$0.00 to \$4,999.99 earned 2.00% balances \$5,000.00 and above earned 2.00% pa (15 days)

continued on next



8-4

Macquarie Cash Management Account

enquiries 1800 806 310

account name S & L JEFFERY PTY LTD ATF S & L
JEFFERY SUPER FUND
account no. 965441926

Please note the following financial services companies and/or financial advisers have authority on your account.

Name	Authority Type
GRAHAM THOMAS J SLG FINANCIAL SERVICES PTY LTD	Tax payment authority
LIVINGSTONE SIMON SIMMONS LIVINGSTONE & ASSOCIATES	Enquiry authority

Authority descriptions

Enquiry authority - you have authorised the third party to have access to information about your account.

Tax payment authority - you have authorised the third party to withdraw funds from your account to make payments on your behalf directly to the Australian Taxation Office (ATO).

Please consider carefully who you appoint as a third party authority on your account as we may follow their instructions as if they were yours. It is important that you understand this risk and carefully consider what level of authority you give to them. For more information on third party authority levels search 'Macquarie Help' in your browser to find our Help Centre.



Macquarie Cash Management Account

enquiries 1800 806 310

account name S & L JEFFERY PTY LTD ATF S & L
JEFFERY SUPER FUND
account no. 965441926

We offer several options that allow you to make payments and view transactions free of charge

- Electronic funds transfers up to \$5,000 a day using online banking.
- Increase your limit to \$100,000 using the Macquarie Authenticator App or nominate an account for unlimited transfers by contacting us.
- BPAY payments (subject to BPAY biller code limits) free of charge via online and mobile banking.
- Make the switch to free online statements by updating your preference online.

About your account

- Interest is calculated on daily balances and paid monthly. The interest rate is variable and may change at any time without prior notice.
- For more information about your account including fees and charges, mistaken payments or unauthorised transactions, please read the terms and conditions for your product, available at macquarie.com.au or by contacting us. If you have a complaint about our service, or to find out more about our dispute resolution procedures, please refer to macquarie.com.au/feedback-and-complaints.
- We've noticed that some applications may not have been opened with the desired entity type - for example, a trust account was intended to be opened but an individually held account was opened instead. Please check that your account name and structure is correct and contact us right away if you think there is an error.

Protect your account

- Please check each entry on this statement. If you think there is an error or unauthorised transaction, please contact us right away.
- If you have new contact details, please contact us to update them.
- This statement should be kept in a safe place at all times. Please read the Product Information Statement for more details about keeping your account secure.

Access to and sharing your data

- We may provide access to or share an electronic copy of your data (account details, balance, transaction history and personal information) with other parties at your or your Financial Services Professional's request. This includes people who work with or for your Financial Services Professional such as accountants, consultants, technology platform owner/operators and others, some of whom may not be in Australia.
- Please refer to the current offer document for more information and speak with your Financial Services Professional if you have questions about how your data may be used, disclosed and/or protected.

Visit our Help Centre

- Here you'll find answers to common questions about your account. For more information, please visit help.macquarie.com

Download the Macquarie Mobile Banking app

- The Macquarie Mobile Banking app makes managing your money simple and convenient.



*The Apple logo is a trademark of Apple Inc, registered in the U.S. and other countries.
App Store is a service mark of Apple Inc. Google Logo is a trademark of Google LLC.*



Macquarie Cash Management Account

MACQUARIE BANK LIMITED
ABN 46 008 583 542 AFSL 237502

enquiries 1800 806 310
transact@macquarie.com
www.macquarie.com.au

GPO Box 2520
Sydney, NSW 2001



S & L JEFFERY SUPER FUND
PO BOX 309
ALYANGULA NT 0885

1 Shelley Street
Sydney, NSW 2000

account balance **\$41,814.96**
as at 30 Jun 23

account name S & L JEFFERY PTY LTD ATF S & L
JEFFERY SUPER FUND
account no. 965441926

transaction	description	debits	credits	balance
30.12.22	OPENING BALANCE			28,922.75
12.01.23	Direct debit Infocus Infocus	275.00		28,647.75
18.01.23	BPAY BPAY TO AUSTRALIAN TAXATION OFFICE	2,300.00		26,347.75
30.01.23	Direct debit ZURICH AUST LTD E356086 35	645.30		25,702.45
31.01.23	Interest MACQUARIE CMA INTEREST PAID*		48.48	25,750.93
01.02.23	Deposit SuperChoice P/L PC310123-100761372		12.94	25,763.87
13.02.23	Direct debit Infocus Infocus	275.00		25,488.87
28.02.23	Interest MACQUARIE CMA INTEREST PAID*		39.81	25,528.68
01.03.23	Deposit SuperChoice P/L PC230223-116419942		14,093.12	39,621.80
01.03.23	Deposit SuperChoice P/L PC230223-116419943		14,175.11	53,796.91
13.03.23	Direct debit Infocus Infocus	275.00		53,521.91
17.03.23	Deposit SuperChoice P/L PC160323-155438768		77.65	53,599.56

how to make a transaction

online
Log in to www.macquarie.com.au/personal

by phone
Call 133 275 to make a phone transaction

transfers from another bank account
Transfer funds from another bank to this account:
BSB 182 512
ACCOUNT NO. 965441926

deposits using BPay
From another bank



Biller code: 667022
Ref: 965 441 926

continued on next



Macquarie Cash Management Account

enquiries 1800 806 310

account name S & L JEFFERY PTY LTD ATF S & L
JEFFERY SUPER FUND
account no. 965441926

	transaction	description	debits	credits	balance
30.03.23	BPAY	BPAY TO AUSTRALIAN TAXATION OFFICE	2,300.00		51,299.56
31.03.23	Interest	MACQUARIE CMA INTEREST PAID*		97.64	51,397.20
06.04.23	Deposit	ATO ATO002000018026026		3,388.32	54,785.52
12.04.23	Direct debit	Infocus Infocus	275.00		54,510.52
13.04.23	Deposit	SuperChoice P/L PC120423-159723752		12.94	54,523.46
20.04.23	Funds transfer	SLG INVOICE JEFFSS1	2,530.00		51,993.46
28.04.23	Interest	MACQUARIE CMA INTEREST PAID*		92.27	52,085.73
28.04.23	Deposit	SuperChoice P/L PC210423-190429582		2,254.85	54,340.58
28.04.23	Deposit	SuperChoice P/L PC210423-190429585		3,841.58	58,182.16
02.05.23	Direct debit	Panorama 7304550 262-786 120478730	30,000.00		28,182.16
11.05.23	Deposit	SuperChoice P/L PC090523-194748695		25.88	28,208.04
12.05.23	Direct debit	Infocus Infocus	275.00		27,933.04
26.05.23	Funds transfer	TRANSACT FUNDS TFR TO SIMMONS LIVINGSTON	660.00		27,273.04
31.05.23	Interest	MACQUARIE CMA INTEREST PAID*		64.80	27,337.84
12.06.23	Direct debit	Infocus Infocus	275.00		27,062.84
15.06.23	Deposit	SuperChoice P/L PC140623-126031331		38.72	27,101.56
30.06.23	Interest	MACQUARIE CMA INTEREST PAID*		58.43	27,159.99
30.06.23	Deposit	SuperChoice P/L PC260623-105179968		6,231.10	33,391.09
30.06.23	Deposit	SuperChoice P/L PC260623-105179969		8,423.87	41,814.96

continued on next



Macquarie Cash Management Account

enquiries 1800 806 310

account name S & L JEFFERY PTY LTD ATF S & L
JEFFERY SUPER FUND
account no. 965441926

transaction	description	debits	credits	balance
	CLOSING BALANCE AS AT 30 JUN 23	40,085.30	52,977.51	41,814.96

* Stepped interest rates for the period 31 December to 21 February: balances \$0.00 to \$4,999.99 earned 2.00% balances \$5,000.00 and above earned 2.00% pa (53 days); 22 February to 21 March: balances \$0.00 to \$4,999.99 earned 2.10% balances \$5,000.00 and above earned 2.10% pa (28 days); 22 March to 18 May: balances \$0.00 to \$4,999.99 earned 2.25% balances \$5,000.00 and above earned 2.25% pa (58 days); 19 May to 22 June: balances \$0.00 to \$4,999.99 earned 2.50% balances \$5,000.00 and above earned 2.50% pa (35 days); 23 June to 30 June: balances \$0.00 to \$4,999.99 earned 2.75% balances \$5,000.00 and above earned 2.75% pa (8 days)



Macquarie Cash Management Account

enquiries 1800 806 310

account name S & L JEFFERY PTY LTD ATF S & L
JEFFERY SUPER FUND
account no. 965441926

Please note the following financial services companies and/or financial advisers have authority on your account.

Name	Authority Type
GRAHAM THOMAS J SLG FINANCIAL SERVICES PTY LTD	Tax payment authority
LIVINGSTONE SIMON SIMMONS LIVINGSTONE & ASSOCIATES	Enquiry authority

Authority descriptions

Enquiry authority - you have authorised the third party to have access to information about your account.

Tax payment authority - you have authorised the third party to withdraw funds from your account to make payments on your behalf directly to the Australian Taxation Office (ATO).

Please consider carefully who you appoint as a third party authority on your account as we may follow their instructions as if they were yours. It is important that you understand this risk and carefully consider what level of authority you give to them. For more information on third party authority levels search 'Macquarie Help' in your browser to find our Help Centre.

annual interest summary 2022/2023

INTEREST PAID	581.62
TOTAL INCOME PAID	581.62



Macquarie Cash Management Account

enquiries 1800 806 310

account name S & L JEFFERY PTY LTD ATF S & L
JEFFERY SUPER FUND
account no. 965441926

We offer several options that allow you to make payments and view transactions free of charge

- Electronic funds transfers up to \$5,000 a day using online banking.
- Increase your limit to \$100,000 using the Macquarie Authenticator App or nominate an account for unlimited transfers by contacting us.
- BPAY payments (subject to BPAY biller code limits) free of charge via online and mobile banking.
- Make the switch to free online statements by updating your preference online.

About your account

- Interest is calculated on daily balances and paid monthly. The interest rate is variable and may change at any time without prior notice.
- For more information about your account including fees and charges, mistaken payments or unauthorised transactions, please read the terms and conditions for your product, available at macquarie.com.au or by contacting us. If you have a complaint about our service, or to find out more about our dispute resolution procedures, please refer to macquarie.com.au/feedback-and-complaints.

Protect your account

- Please check each entry on this statement. If you think there is an error or unauthorised transaction, please contact us right away.
- If you have new contact details, please contact us to update them.
- This statement should be kept in a safe place at all times. Please read the Product Information Statement for more details about keeping your account secure.

Access to and sharing your data

- We may provide access to or share an electronic copy of your data (account details, balance, transaction history and personal information) with other parties at your or your Financial Services Professional's request. This includes people who work with or for your Financial Services Professional such as accountants, consultants, technology platform owner/operators and others, some of whom may not be in Australia.
- Please refer to the current offer document for more information and speak with your Financial Services Professional if you have questions about how your data may be used, disclosed and/or protected.

Visit our Help Centre

- Here you'll find answers to common questions about your account. For more information, please visit help.macquarie.com

Download the Macquarie Mobile Banking app

- The Macquarie Mobile Banking app makes managing your money simple and convenient.



*The Apple logo is a trademark of Apple Inc, registered in the U.S. and other countries.
App Store is a service mark of Apple Inc. Google Logo is a trademark of Google LLC.*



9-1

Activity statement 004

Tax type summary

Income tax year	2023
Period	01 July 2022 - 30 June 2023
Type	Pay as you go Instalments
Balance	\$6,900.00 DR

Transactions

Processed date	Effective date	Description	Debit (DR)	Credit (CR)	Balance
30/10/2022	28/10/2022	Original Activity Statement for the period ending 30 Sep 22 - PAYG Instalments	\$2,300.00		\$2,300.00 DR
01/02/2023	28/02/2023	Original Activity Statement for the period ending 31 Dec 22 - PAYG Instalments	\$2,300.00		\$4,600.00 DR
26/04/2023	28/04/2023	Original Activity Statement for the period ending 31 Mar 23 - PAYG Instalments	\$2,300.00		\$6,900.00 DR

9-2


Activity statement 004

Date generated	06 November 2023
Overdue	\$0.00
Not yet due	\$0.00
Balance	\$0.00

Transactions

18 results found - from 06 November 2021 to 06 November 2023 sorted by processed date ordered newest to oldest

Processed date	Effective date	Description	Debit (DR)	Credit (CR)	Balance
2 Nov 2023	2 Nov 2023	General interest charge			\$0.00
2 Nov 2023	30 Oct 2023	Original Activity Statement for the period ending 30 Sep 23 - PAYG Instalments	\$1,424.00		\$0.00
2 Oct 2023	29 Sep 2023	Payment received		\$1,424.00	\$1,424.00 CR
30 Jun 2023	28 Jul 2023	Original Activity Statement for the period ending 30 Jun 23		\$0.00	\$0.00
26 Apr 2023	28 Apr 2023	Original Activity Statement for the period ending 31 Mar 23 - PAYG Instalments	\$2,300.00		\$0.00
31 Mar 2023	30 Mar 2023	Payment received		\$2,300.00	\$2,300.00 CR
1 Feb 2023	28 Feb 2023	Original Activity Statement for the period ending 31 Dec 22 - PAYG Instalments	\$2,300.00		\$0.00
19 Jan 2023	18 Jan 2023	Payment received		\$2,300.00	\$2,300.00 CR
30 Oct 2022	30 Oct 2022	General interest charge			\$0.00
30 Oct 2022	28 Oct 2022	Original Activity Statement for the period ending 30 Sep 22 - PAYG Instalments	\$2,300.00		\$0.00
20 Oct 2022	19 Oct 2022	Payment received		\$2,300.00	\$2,300.00 CR
20 Jul 2022	28 Jul 2022	Original Activity Statement for the period ending 30 Jun 22 - PAYG Instalments	\$2,255.00		\$0.00
14 Jul 2022	13 Jul 2022	Payment received		\$2,255.00	\$2,255.00 CR
11 Apr 2022	28 Apr 2022	Original Activity Statement for the period ending 31 Mar 22 - PAYG Instalments	\$2,444.00		\$0.00
5 Apr 2022	4 Apr 2022	Payment received		\$2,444.00	\$2,444.00 CR
2 Mar 2022	2 Mar 2022	General interest charge			\$0.00
1 Mar 2022	28 Feb 2022	Original Activity Statement for the period ending 31 Dec 21 - PAYG Instalments	\$2,161.00		\$0.00
1 Feb 2022	31 Jan 2022	Payment received		\$2,161.00	\$2,161.00 CR



9-3

Income tax 002

Date generated	06 November 2023
Overdue	\$0.00
Not yet due	\$0.00
Balance	\$0.00

Transactions

4 results found - from 06 November 2021 to 06 November 2023 sorted by processed date ordered newest to oldest

Processed date	Effective date	Description	Debit (DR)	Credit (CR)	Balance
3 Apr 2023	6 Apr 2023	EFT refund for Income Tax for the period from 01 Jul 21 to 30 Jun 22	\$3,388.32		\$0.00
3 Apr 2023	3 Apr 2023	Tax return Self Man Superfund - Income Tax for the period from 01 Jul 21 to 30 Jun 22		\$3,388.32	\$3,388.32 CR
25 Feb 2022	24 Feb 2022	Payment received		\$639.54	\$0.00
18 Feb 2022	16 May 2022	Tax return Self Man Superfund - Income Tax for the period from 01 Jul 20 to 30 Jun 21	\$639.54		\$639.54 DR



Laura Jeffery
Jeffery Investment Trust
PO Box 165
AVENEL VIC 3664

Tax Invoice
038551

Ref: JEFFST1
12 May, 2023

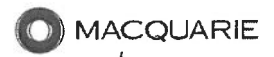
Description	Amount
<p>Fee for Professional Service rendered in relation to the following:</p> <ul style="list-style-type: none"> • Jeffery Investment Trust <p>The following gives details of the work undertaken:</p> <p><u>Trust Tax Return</u></p> <p>This is the final fee for the professional services rendered in relation to the preparation of income tax return & financial statements for the year ended 30 June 2022, including:</p> <ul style="list-style-type: none"> • Coding and processing accounting information supplied; • Review of information supplied and general ledgers as required; • Review of bank reconciliation as required; • Reconciliation of all Balance Sheet items; • Preparation of detailed Profit and Loss Statement and detailed Balance Sheet; • Review of tax position and tax strategies including detailed calculations; • Electronic lodgement of the Income Tax Return and all associated schedules with the Australian Taxation Office; • General administration and support. <p style="text-align: right;"><i>Pd in error Funds repaid as soon as identified</i></p>	600.00
<p>Please note that this invoice is now due.</p> <p>*Credit card payments attract a surcharge</p>	<p>GST: \$ 60.00</p> <p>Amount Due: \$ 660.00</p>

The firm reserves the right to charge interest of 11.5% compounding daily on outstanding amounts. The firm reserves the right to refer the outstanding invoices to a debt collection agency or legal practioner, at a cost to the client. Such costs may include commission, administration fees, legal costs and interest as charged by the debt collection agency or legal practioner.

<input type="checkbox"/> (EFT) - Transfer to our account Account Name Simmons Livingstone & Associates BSB: 064 445 Account: 1052 7520	Ref: JEFFST1 Invoice: 038551 12 May, 2023 Amount Due: \$ 660.00
<input type="checkbox"/> Credit Card (Please indicate type) <input type="checkbox"/> Mastercard <input type="checkbox"/> Visa	Card CCV
Card Number: <input type="text"/> <input type="text"/> <input type="text"/> <input type="text"/> <input type="text"/> <input type="text"/> <input type="text"/> <input type="text"/> <input type="text"/> <input type="text"/> <input type="text"/> <input type="text"/> <input type="text"/> <input type="text"/> <input type="text"/> <input type="text"/>	
Cardholder Signature Expiry/.....	
<small>Note that credit card payments attract a surcharge. Liability limited by a scheme approved under Professional Standards Legislation</small>	

Cash transactions

03 Aug 2017 to 15 Nov 2023



10-2
Balance
\$52,356.56

Account name S & L JEFFERY PTY LTD ATF S & L JEFFERY SUPER FUND Active
 BSB 182-512
 Account number 965441926
 Product Cash Management Account
 Issued 15/11/2023

Proof of Reconciliation

Repay error

Date	Category	Description	Debit	Credit	Balance
15 Nov 2023	Transfers	LAURA JEFFERY JEFFST1 TUNDRA TRUST TAX		660.00	62,356.56
13 Nov 2023	Direct Debits	Infocus Infocus	250.00		51,696.56
31 Oct 2023	Interest	MACQUARIE CMA INTEREST PAID		98.59	51,946.56
30 Oct 2023	Transfers	JEFFSC1 Inv040116	253.00		51,847.97
26 Oct 2023	Uncategorised	BPAY TO ASIC	156.00		52,100.97
25 Oct 2023	Transfers	SuperChoice P/L PC191023-108255391		7,571.73	52,256.97
25 Oct 2023	Transfers	SuperChoice P/L PC191023-108255390		7,038.41	44,685.24
13 Oct 2023	Transfers	SuperChoice P/L PC111023-106554611		40.68	37,645.83
12 Oct 2023	Direct Debits	Infocus Infocus	250.00		37,606.15
29 Sep 2023	BPAY Payments	BPAY TO AUSTRALIAN TAXATION OFFICE	1,424.00		37,856.15
29 Sep 2023	Interest	MACQUARIE CMA INTEREST PAID		85.67	39,280.15
27 Sep 2023	Transfers	SuperChoice P/L PC260923-165336428		40.68	39,194.48
12 Sep 2023	Direct Debits	Infocus Infocus	275.00		39,153.80
31 Aug 2023	Interest	MACQUARIE CMA INTEREST PAID		92.02	39,428.80
16 Aug 2023	Transfers	SuperChoice P/L PC150823-189439397		41.29	39,336.78
14 Aug 2023	Direct Debits	Infocus Infocus	275.00		39,295.49
01 Aug 2023	Transfers	757742494030731001	2,107.40		39,570.49
31 Jul 2023	Interest	MACQUARIE CMA INTEREST PAID		97.25	41,677.89
19 Jul 2023	Transfers	SuperChoice P/L PC040723-162028876		40.68	41,580.64
12 Jul 2023	Direct Debits	Infocus Infocus	275.00		41,539.96
30 Jun 2023	Transfers	SuperChoice P/L PC260623-105179969		8,423.87	41,814.96
30 Jun 2023	Transfers	SuperChoice P/L PC260623-105179968		6,231.10	33,391.09
30 Jun 2023	Interest	MACQUARIE CMA INTEREST PAID		68.43	27,159.99
15 Jun 2023	Transfers	SuperChoice P/L PC140623-126031331		38.72	27,101.56
12 Jun 2023	Direct Debits	Infocus Infocus	275.00		27,062.84
31 May 2023	Interest	MACQUARIE CMA INTEREST PAID		64.80	27,337.84
26 May 2023	Accounting	SmmLiv Inv38551	650.00		27,273.04
12 May 2023	Direct Debits	Infocus Infocus	275.00		27,933.04
11 May 2023	Transfers	SuperChoice P/L PC090523-194748695		25.88	28,208.04
02 May 2023	Direct Debits	Panorama 7304550 262-786 120478730	30,000.00		28,182.16
28 Apr 2023	Transfers	SuperChoice P/L PC210423-190429585		3,841.58	58,182.16
28 Apr 2023	Transfers	SuperChoice P/L PC210423-190429582		2,254.85	54,340.58
28 Apr 2023	Interest	MACQUARIE CMA INTEREST PAID		92.27	62,085.73
20 Apr 2023	Transfers	SLG INVOICE JEFFSS1	2,530.00		51,993.46
13 Apr 2023	Transfers	SuperChoice P/L PC120423-159723752		12.94	54,523.46
12 Apr 2023	Direct Debits	Infocus Infocus	275.00		54,510.52
06 Apr 2023	Transfers	ATO ATO902000018026026		3,368.32	54,785.52
31 Mar 2023	Interest	MACQUARIE CMA INTEREST PAID		97.64	51,397.20
30 Mar 2023	BPAY Payments	BPAY TO AUSTRALIAN TAXATION OFFICE	2,300.00		51,299.56
17 Mar 2023	Transfers	SuperChoice P/L PC160323-155438768		77.65	53,599.56
13 Mar 2023	Direct Debits	Infocus Infocus	275.00		53,521.91
01 Mar 2023	Transfers	SuperChoice P/L PC230223-116419943		14,175.11	63,796.91
01 Mar 2023	Transfers	SuperChoice P/L PC230223-116419942		14,093.12	39,621.80
28 Feb 2023	Interest	MACQUARIE CMA INTEREST PAID		39.81	25,528.68
13 Feb 2023	Direct Debits	Infocus Infocus	275.00		25,488.87
01 Feb 2023	Transfers	SuperChoice P/L PC310123-100761372		12.94	25,763.87

10-3

Leeza Cox

From: Scott Jeffery <scott.jeffery01@gmail.com>
Sent: Wednesday, 15 November 2023 7:28 AM
To: Leeza Cox
Cc: laurajeffery@outlook.com
Subject: Re: S & L Jeffery Super Fund - 2023 tax queries

Hi Leeza,

Apologies - this has now been paid back into the Macquarie account.

Thanks,

Scott

On Mon, 13 Nov 2023 at 14:30, Leeza Cox <Leeza@simmonsivingstone.com.au> wrote:

Hi Scott & Laura

I hope this email finds you well & you had a great weekend.

We're just in the process of preparing the 2023 Super Fund accounts and notice that our fee for \$660 for invoice 38551 was paid out of the Super Fund bank account but it was for another entity (Jeffery Investment Trust).

Can you please check your records to confirm that is correct and if it is, please repay the \$660 back into the Super Fund bank account urgently.

Everything else seems in order thanks.

Please let me know if you have any questions.

My usual office hours are weekdays 7am – 2pm.

Kind Regards,

Leeza Cox
ACCOUNTANT