

## Histar Superannuation Fund

# Trial Balance

As at 30 June 2022

Last Year	Code	Account Name	Units	Debits \$	Credits \$
	<b>24200</b>	<b>Contributions</b>			
(25,000.00)	24200/COCELE00003 A	(Contributions) Coco, Elena - Accumulation			55,000.00
6,000.00	24700	Changes in Market Values of Investments			762,936.45
	<b>25000</b>	<b>Interest Received</b>			
(152.31)	25000/ANZ198092405	ANZ Business Online Saver			117.05
	25000/HIST0001_ATOI NTEREST	ATO Interest			1.23
	<b>28000</b>	<b>Property Income</b>			
(11,485.44)	28000/HIS0001	8 Lynch St, Elimbah			11,105.75
(131,441.91)	28000/HIS0005	235 Bartholemew Rd			161,793.78
(13,688.20)	28000/HIS0006	30 Margaret Street			14,998.48
(14,823.14)	28000/HIS0007	6 Lynch Street			19,412.96
(9,056.55)	28000/HIST0001_SIG NAGE	Signage			7,909.58
	30100	Accountancy Fees		7,920.00	
	30400	ATO Supervisory Levy		518.00	
	30700	Auditor's Remuneration		880.00	
	<b>33400</b>	<b>Depreciation</b>			
158.13	33400/HIST0001_AME NITIESBL	Amenities Block - 2/3		158.13	
90.37	33400/HIST0001_BAT HROOMREN	Bathroom Renovation - Bart Rd		90.37	
26.78	33400/HIST0001_CAPI TALREPA	Capital Repairs - 30 Margaret		26.78	
74.16	33400/HIST0001_CAR PORT-8LY	Carport - 8 Lynch St		74.16	
598.61	33400/HIST0001_COL DROOM-2/	Cold Room - 2/3		531.27	
14.70	33400/HIST0001_FAN S-30MARG	Fans - 30 Margaret		9.19	
149.04	33400/HIST0001_FLO ORING-BA	Flooring - Bart Rd		119.23	
87.53	33400/HIST0001_FLO ORINGFOR	Vinyl Flooring Bart Rd		54.71	
54.93	33400/HIST0001_GRA VEL-2/3	Gravel - 2/3		54.93	
46.75	33400/HIST0001_IMP ROVEMENT	Improvements - 8 Lynch St, Elimbah		46.75	
89.35	33400/HIST0001_OVE N&COOKTO	Oven & Cooktop - Lynch St		55.84	
286.58	33400/HIST0001_SHE D(2)-2/3	Shed (2) - 2/3		286.58	

## Histar Superannuation Fund

# Trial Balance

As at 30 June 2022

Last Year	Code	Account Name	Units	Debits \$	Credits \$
393.70	33400/HIST0001_SHE D-2/3	Shed - 2/3		393.70	
4.62	33400/HIST0001_STO VE(BARTR	Stove (Bart Rd)		2.89	
	<b>41600</b>	<b>Pensions Paid</b>			
	41600/COCANT00002 P	(Pensions Paid) Coco, Antonio - Pension (Pension No. 2)		1,500.00	
	41600/COCELE00001 P	(Pensions Paid) Coco, Elena - Pension (Pension No. 1)		100.00	
	41600/COCELE00002 P	(Pensions Paid) Coco, Elena - Pension (Pension No. 2)		300.00	
	41600/COCELE00005 P	(Pensions Paid) Coco, Elena - Pension (Account Based Pension 4)		100.00	
	41600/COCELE00006 P	(Pensions Paid) Coco, Elena - Pension (Account Based Pension 5)		1,000.00	
	<b>41930</b>	<b>Property Expenses - Agents Management Fees</b>			
771.42	41930/HIS0001	8 Lynch St, Elimbah		789.21	
1,001.30	41930/HIS0006	30 Margaret Street		1,055.33	
1,404.57	41930/HIS0007	6 Lynch Street		1,312.58	
	<b>41960</b>	<b>Property Expenses - Council Rates &amp; Taxes</b>			
1,795.00	41960/HIS0001	8 Lynch St, Elimbah		1,859.80	
2,576.27	41960/HIS0005	235 Bartholemew Rd		667.43	
1,795.00	41960/HIS0006	30 Margaret Street		1,859.80	
1,795.00	41960/HIS0007	6 Lynch Street		1,859.80	
	<b>41980</b>	<b>Property Expenses - Insurance Premium</b>			
1,344.00	41980/HIS0001	8 Lynch St, Elimbah		1,447.00	
1,090.06	41980/HIS0005	235 Bartholemew Rd			
2,088.48	41980/HIS0006	30 Margaret Street		2,248.96	
1,738.27	41980/HIS0007	6 Lynch Street		1,814.21	
	<b>42060</b>	<b>Property Expenses - Repairs Maintenance</b>			
4,999.92	42060/HIS0001	8 Lynch St, Elimbah		1,358.90	
4,630.34	42060/HIS0006	30 Margaret Street		324.71	
9,207.54	42060/HIS0007	6 Lynch Street		929.71	
	<b>42150</b>	<b>Property Expenses - Water Rates</b>			
757.34	42150/HIS0001	8 Lynch St, Elimbah		748.01	

## Histar Superannuation Fund

# Trial Balance

As at 30 June 2022

Last Year	Code	Account Name	Units	Debits \$	Credits \$
1,448.33	42150/HIS0006	30 Margaret Street		1,234.42	
1,015.80	42150/HIS0007	6 Lynch Street		1,073.51	
24,617.10	48500	Income Tax Expense		31,252.20	
133,496.56	49000	Profit/Loss Allocation Account		967,217.17	
	<b>50010</b>	<b>Opening Balance</b>			
(6,966.52)	50010/COCANT00002 P	(Opening Balance) Coco, Antonio - Pension (Pension No. 2)			7,285.99
(901.03)	50010/COCELE00001 P	(Opening Balance) Coco, Elena - Pension (Pension No. 1)			940.96
(8,193.07)	50010/COCELE00002 P	(Opening Balance) Coco, Elena - Pension (Pension No. 2)			8,565.79
(21,348.66)	50010/COCELE00003 A	(Opening Balance) Coco, Elena - Accumulation			43,436.33
(810.65)	50010/COCELE00005 P	(Opening Balance) Coco, Elena - Pension (Account Based Pension 4)			850.58
(25,325.70)	50010/COCELE00006 P	(Opening Balance) Coco, Elena - Pension (Account Based Pension 5)			26,497.10
(1,406,968.74)	50010/COCGIU00002A	(Opening Balance) Coco, Giuseppe - Accumulation			1,461,765.29
(1,404,280.86)	50010/COCLUI00002A	(Opening Balance) Coco, Luigi - Accumulation			1,458,949.75
	<b>52420</b>	<b>Contributions</b>			
(25,000.00)	52420/COCELE00003 A	(Contributions) Coco, Elena - Accumulation			55,000.00
	<b>53100</b>	<b>Share of Profit/(Loss)</b>			
(319.47)	53100/COCANT00002 P	(Share of Profit/(Loss)) Coco, Antonio - Pension (Pension No. 2)			2,271.53
(39.93)	53100/COCELE00001 P	(Share of Profit/(Loss)) Coco, Elena - Pension (Pension No. 1)			283.94
(372.72)	53100/COCELE00002 P	(Share of Profit/(Loss)) Coco, Elena - Pension (Pension No. 2)			2,650.11
(998.35)	53100/COCELE00003 A	(Share of Profit/(Loss)) Coco, Elena - Accumulation			14,197.04
(39.93)	53100/COCELE00005 P	(Share of Profit/(Loss)) Coco, Elena - Pension (Account Based Pension 4)			283.94
(1,171.40)	53100/COCELE00006 P	(Share of Profit/(Loss)) Coco, Elena - Pension (Account Based Pension 5)			8,328.93
(65,159.15)	53100/COCGIU00002A	(Share of Profit/(Loss)) Coco, Giuseppe - Accumulation			459,700.18
(65,012.71)	53100/COCLUI00002A	(Share of Profit/(Loss)) Coco, Luigi - Accumulation			458,753.70
	<b>53330</b>	<b>Income Tax</b>			
160.68	53330/COCELE00003 A	(Income Tax) Coco, Elena - Accumulation		412.33	

## Histar Superannuation Fund

# Trial Balance

As at 30 June 2022

Last Year	Code	Account Name	Units	Debits \$	Credits \$
10,362.60	53330/COCGIU00002A	(Income Tax) Coco, Giuseppe - Accumulation		13,371.00	
10,343.82	53330/COCLUI00002A	(Income Tax) Coco, Luigi - Accumulation		13,343.87	
	<b>53800</b>	<b>Contributions Tax</b>			
3,750.00	53800/COCELE00003 A	(Contributions Tax) Coco, Elena - Accumulation		4,125.00	
	<b>54160</b>	<b>Pensions Paid</b>			
0.00	54160/COCANT00002 P	(Pensions Paid) Coco, Antonio - Pension (Pension No. 2)		1,500.00	
0.00	54160/COCELE00001 P	(Pensions Paid) Coco, Elena - Pension (Pension No. 1)		100.00	
0.00	54160/COCELE00002 P	(Pensions Paid) Coco, Elena - Pension (Pension No. 2)		300.00	
0.00	54160/COCELE00005 P	(Pensions Paid) Coco, Elena - Pension (Account Based Pension 4)		100.00	
0.00	54160/COCELE00006 P	(Pensions Paid) Coco, Elena - Pension (Account Based Pension 5)		1,000.00	
	<b>60400</b>	<b>Bank Accounts</b>			
448,433.17	60400/ANZ198092405	ANZ Business Online Saver		681,744.38	
0.00	60400/ANZ325438342	ANZ Business Essentials		4.07	
	<b>76550</b>	<b>Plant and Equipment (at written down value) - Unitised</b>			
4,427.51	76550/HIST0001_AME NITIESBL	Amenities Block - 2/3	1.0000	4,269.38	
2,962.97	76550/HIST0001_BAT HROOMREN	Bathroom Renovation - Bart Rd	1.0000	2,872.60	
803.38	76550/HIST0001_CAPI TALREPA	Capital Repairs - 30 Margaret	1.0000	776.60	
2,504.80	76550/HIST0001_CAR PORT-8LY	Carport - 8 Lynch St	1.0000	2,430.60	
4,722.36	76550/HIST0001_COL DROOM-2/	Cold Room - 2/3	1.0000	4,191.09	
0.00	76550/HIST0001_CUR TAINS-30	Curtains - 30 Margaret	1.0000		0.00
24.51	76550/HIST0001_FAN S-30MARG	Fans - 30 Margaret	1.0000	15.32	
596.16	76550/HIST0001_FLO ORING-BA	Flooring - Bart Rd	1.0000	476.93	
145.88	76550/HIST0001_FLO ORINGFOR	Flooring for Accommodation	1.0000	91.17	
1,537.91	76550/HIST0001_GRA VEL-2/3	Gravel - 2/3	1.0000	1,482.98	
1,168.00	76550/HIST0001_IMP ROVEMENT	Improvements - 8 Lynch St, Elimbah	1.0000	1,121.25	
148.91	76550/HIST0001_OVE N&COOKTO	Oven & Cooktop - Lynch St	1.0000	93.07	
8,024.04	76550/HIST0001_SHE D(2)-2/3	Shed (2) - 2/3	1.0000	7,737.46	

## Histar Superannuation Fund

# Trial Balance

As at 30 June 2022

Last Year	Code	Account Name	Units	Debits \$	Credits \$
11,023.60	76550/HIST0001_SHE D-2/3	Shed - 2/3	1.0000	10,629.90	
7.70	76550/HIST0001_STO VE(BARTR	Stove (Bart Rd)	1.0000	4.81	
	<b>77200</b>	<b>Real Estate Properties ( Australian - Residential)</b>			
418,468.03	77200/HIS0001	8 Lynch St, Elimbah	1.0000	725,000.00	
1,418,631.85	77200/HIS0005	235 Bartholemew Rd	1.0000	1,466,667.00	
339,130.63	77200/HIS0006	30 Margaret Street	1.0000	505,000.00	
397,500.00	77200/HIS0007	6 Lynch Street	1.0000	640,000.00	
12,787.85	85000	Income Tax Payable/Refundable			6,637.20
(9,574.00)	86000	PAYG Instalment Payable			2,129.00
	<b>88100</b>	<b>Loans</b>			
(33,733.93)	88100/00003	Coco Family Trust			10,546.96
(21,449.54)	88100/00004	Mystar Super Fund			59,786.49
				<b>5,122,136.09</b>	<b>5,122,136.09</b>

**Current Year Profit/(Loss): 998,469.37**

# Histar Superannuation Fund

## Interest Reconciliation Report

For The Period 01 July 2021 - 30 June 2022

Date	Payment Amount	Gross Interest	TFN Withheld	Foreign Income	Foreign Credits
<b>Bank Accounts</b>					
ANZ198092405 ANZ Business Online Saver					
30/07/2021	18.97	18.97			
31/08/2021	20.84	20.84			
30/09/2021	20.55	20.55			
29/10/2021	8.71	8.71			
30/11/2021	4.74	4.74			
31/12/2021	4.64	4.64			
31/01/2022	4.65	4.65			
28/02/2022	4.24	4.24			
31/03/2022	4.80	4.80			
29/04/2022	4.61	4.61			
31/05/2022	5.07	5.07			
30/06/2022	15.23	15.23			
	117.05	117.05			
	<b>117.05</b>	<b>117.05</b>			
<b>Other Assets</b>					
HIST0001_ATOINTEREST ATO Interest					
15/03/2022	1.23	1.23			
	1.23	1.23			
	<b>1.23</b>	<b>1.23</b>			

**Histar Superannuation Fund**  
**Interest Reconciliation Report**

For The Period 01 July 2021 - 30 June 2022

---

<b>Date</b>	<b>Payment Amount</b>	<b>Gross Interest</b>	<b>TFN Withheld</b>	<b>Foreign Income</b>	<b>Foreign Credits</b>
<b>TOTAL</b>	<b>118.28</b>	<b>118.28</b>			

---

**Tax Return Reconciliation**

	<b>Totals</b>	<b>Tax Return Label</b>
<b>Gross Interest</b>	118.28	11C

---

# Histar Superannuation Fund

## Depreciation Schedule

For The Period 01 July 2021 - 30 June 2022

Investment	Purchase Date	Cost	Opening Written Down Value	Adjustments			Depreciation			Closing Written Down Value	
				Disposals/ Decrease	Additions/ Increase	Total Value For Depreciation <sup>1</sup>	Method	Rate	Calculated Depreciation <sup>2</sup>		Posted Depreciation <sup>3</sup>
<b>Plant and Equipment (at written down value) - Unitised</b>											
Amenities Block - 2/3											
	01/07/2009	6,325.00	4,427.51			6,325.00	Prime Cost	2.50 %	158.13	158.13	4,269.38
Bathroom Renovation - Bart Rd											
	15/04/2014	3,614.62	2,962.97			3,614.62	Prime Cost	2.50 %	90.37	90.37	2,872.60
Capital Repairs - 30 Margaret											
	01/07/2011	1,071.18	803.38			1,071.18	Prime Cost	2.50 %	26.78	26.78	776.60
Carport - 8 Lynch St											
	01/04/2015	2,966.30	2,504.80			2,966.30	Prime Cost	2.50 %	74.16	74.16	2,430.64
Cold Room - 2/3											
	01/07/2009	19,776.00	4,722.36			4,722.36	Diminishing Value	11.25 %	531.27	531.27	4,191.09
Fans - 30 Margaret											
	06/01/2015	506.00	24.51			24.51	Low Value Pool	37.50 %	9.19	9.19	15.32
Flooring - Bart Rd											
	02/05/2014	2,939.33	596.16			596.16	Diminishing Value	20.00 %	119.23	119.23	476.93
Flooring for Accommodation											
	21/01/2013	2,000.00	145.88			145.88	Low Value Pool	37.50 %	54.71	54.71	91.17
Gravel - 2/3											
	01/07/2009	2,197.00	1,537.91			2,197.00	Prime Cost	2.50 %	54.93	54.93	1,482.98
Improvements - 8 Lynch St, Elimbah											
	01/09/2002	1,870.00	1,168.00			1,870.00	Prime Cost	2.50 %	46.75	46.75	1,121.25



Investment	Purchase Date	Cost	Opening Written Down Value	Adjustments			Depreciation			Closing Written Down Value	
				Disposals/ Decrease	Additions/ Increase	Total Value For Depreciation <sup>1</sup>	Method	Rate	Calculated Depreciation <sup>2</sup>		Posted Depreciation <sup>3</sup>
Oven & Cooktop - Lynch St											
	30/06/2014	1,265.58	148.91			148.91	Low Value Pool	37.50 %	55.84	55.84	93.07
Shed (2) - 2/3											
	01/07/2009	11,463.00	8,024.04			11,463.00	Prime Cost	2.50 %	286.58	286.58	7,737.46
Shed - 2/3											
	01/07/2009	15,748.00	11,023.60			15,748.00	Prime Cost	2.50 %	393.70	393.70	10,629.90
Stove (Bart Rd)											
	15/03/2013	407.00	7.70			7.70	Low Value Pool	37.50 %	2.89	2.89	4.81
		<b>72,149.01</b>	<b>38,097.73</b>			<b>50,900.62</b>				<b>1,904.53</b>	<b>36,193.20</b>
		<b>72,149.01</b>	<b>38,097.73</b>			<b>50,900.62</b>				<b>1,904.53</b>	<b>36,193.20</b>

<sup>1</sup> Amounts have been pro rated based on number of days in the year

<sup>2</sup> Depreciation calculated as per depreciation method

<sup>3</sup> Depreciation amounts posted to the ledger

# Histar Superannuation Fund

## Contributions Breakdown Report

For The Period 01 July 2021 - 30 June 2022

### Summary

Member	D.O.B	Age (at 30/06/2021)	Total Super Balance (at 30/06/2021) *1	Concessional	Non-Concessional	Other	Reserves	Total
Coco, Antonio	23/09/1939	81 *4	7,285.99	0.00	0.00	0.00	0.00	0.00
Coco, Elena	09/12/1950	70 *3	80,290.76	27,500.00	27,500.00	0.00	0.00	55,000.00
Coco, Giuseppe	15/03/1971	50	1,861,958.27	0.00	0.00	0.00	0.00	0.00
Coco, Luigi	17/01/1967	54	1,947,949.22	0.00	0.00	0.00	0.00	0.00
<b>All Members</b>				<b>27,500.00</b>	<b>27,500.00</b>	<b>0.00</b>	<b>0.00</b>	<b>55,000.00</b>

\*1 TSB can include information external to current fund's transaction records. The amount is per individual across all funds.

\*3 Members aged 67 to 74 must satisfy work test or meet work test exemption criteria (applies from 1 July 2019) for your fund to accept non-mandated contributions (e.g. salary sacrifice, personal super contributions). NCC bring-forward arrangement is not available.

\*4 Members aged 75 or over generally can't accept non-mandated contributions. Only mandated employer contribution can be accepted.

### Contribution Caps

Member	Contribution Type	Contributions	Cap	Current Position
Coco, Antonio	Concessional	0.00	102,500.00	102,500.00 Below Cap
	(5 year carry forward cap available)			
Coco, Elena	Concessional	27,500.00	27,500.00	At Limit
	Non-Concessional	27,500.00	110,000.00	82,500.00 Below Cap
Coco, Giuseppe	Concessional	0.00	27,500.00	27,500.00 Below Cap
	Non-Concessional	0.00	0.00	Total Super Balance Over TBC
Coco, Luigi	Concessional	0.00	27,500.00	27,500.00 Below Cap
	Non-Concessional	0.00	0.00	Total Super Balance Over TBC

### Carry Forward Unused Concessional Contribution Cap

Member	2017	2018	2019	2020	2021	2022	Current Position
--------	------	------	------	------	------	------	------------------

Coco, Antonio							
Concessional Contribution Cap	35,000.00	25,000.00	25,000.00	25,000.00	25,000.00	27,500.00	
Concessional Contribution	0.00	0.00	0.00	0.00	0.00	0.00	
Unused Concessional Contribution	0.00	0.00	25,000.00	25,000.00	25,000.00	27,500.00	
Cumulative Carry Forward Unused	N/A	N/A	0.00	25,000.00	50,000.00	75,000.00	
Maximum Cap Available	35,000.00	25,000.00	25,000.00	50,000.00	75,000.00	102,500.00	102,500.00 Below Cap
Total Super Balance	0.00	547,206.86	75,727.47	5,899.65	6,966.52	7,285.99	
Coco, Elena							
Concessional Contribution Cap	35,000.00	25,000.00	25,000.00	25,000.00	25,000.00	27,500.00	
Concessional Contribution	35,000.00	25,000.00	25,000.00	25,000.00	25,000.00	27,500.00	
Unused Concessional Contribution	0.00	0.00	0.00	0.00	0.00	0.00	
Cumulative Carry Forward Unused	N/A	N/A	0.00	0.00	0.00	0.00	
Maximum Cap Available	35,000.00	25,000.00	25,000.00	25,000.00	25,000.00	27,500.00	At Limit
Total Super Balance	0.00	1,023,317.51	286,404.85	88,036.80	56,579.11	80,290.76	
Coco, Giuseppe							
Concessional Contribution Cap	30,000.00	25,000.00	25,000.00	25,000.00	25,000.00	27,500.00	
Concessional Contribution	30,000.00	25,000.00	25,000.00	0.00	0.00	0.00	
Unused Concessional Contribution	0.00	0.00	0.00	25,000.00	25,000.00	27,500.00	
Cumulative Carry Forward Unused	N/A	N/A	0.00	0.00	0.00	0.00	
Maximum Cap Available	30,000.00	25,000.00	25,000.00	25,000.00	25,000.00	27,500.00	27,500.00 Below Cap
Total Super Balance	0.00	1,252,623.44	1,358,940.81	1,482,249.24	1,767,709.59	1,861,958.27	
Coco, Luigi							
Concessional Contribution Cap	35,000.00	25,000.00	25,000.00	25,000.00	25,000.00	27,500.00	
Concessional Contribution	28,464.51	23,000.00	23,000.00	0.00	0.00	0.00	
Unused Concessional Contribution	0.00	0.00	2,000.00	25,000.00	25,000.00	27,500.00	
Cumulative Carry Forward Unused	N/A	N/A	0.00	0.00	0.00	0.00	
Maximum Cap Available	35,000.00	25,000.00	25,000.00	25,000.00	25,000.00	27,500.00	27,500.00 Below Cap
Total Super Balance	0.00	1,320,503.28	1,431,337.61	1,560,026.52	1,850,008.25	1,947,949.22	

### NCC Bring Forward Caps

Member	Bring Forward Cap	2019	2020	2021	2022	Total	Current Position
Coco, Antonio	N/A	0.00	0.00	0.00	0.00	N/A	Bring Forward Not Triggered
Coco, Elena	N/A	0.00	0.00	0.00	27,500.00	N/A	Bring Forward Not Triggered
Coco, Giuseppe	N/A	0.00	0.00	0.00	0.00	N/A	Bring Forward Not Triggered



Histar Superannuation Fund

# Contributions Summary Report

For The Period 01 July 2021 - 30 June 2022

---

## Elena Coco

Date of Birth: 09/12/1950  
Age: 71 (at year end)  
Member Code: COCELE00003A  
Total Super Balance\*1 as at 30/06/2021: 80,290.76

<b>Contributions Summary</b>		<b>2022</b>
<b>Concessional Contribution</b>		
Personal - Concessional		27,500.00
		<hr/> 27,500.00
<b>Non-Concessional Contribution</b>		
Personal - Non-Concessional		27,500.00
		<hr/> 27,500.00
<b>Total Contributions</b>		<hr/> <b>55,000.00</b> <hr/>

\*1 TSB can include information external to current fund's transaction records. The amount is per individual across all funds.

---

# Histar Superannuation Fund Investment Summary Report

As at 30 June 2022

Investment	Units	Market Price	Market Value	Average Cost	Accounting Cost	Unrealised Gain/(Loss)	Gain/(Loss)%	Portfolio Weight%
<b>Cash/Bank Accounts</b>								
ANZ Business Essentials		4.070000	4.07	4.07	4.07			0.00 %
ANZ Business Online Saver		681,744.380000	681,744.38	681,744.38	681,744.38			16.81 %
			<b>681,748.45</b>		<b>681,748.45</b>			<b>16.81 %</b>
<b>Plant and Equipment (at written down value) - Unitised</b>								
HIST0001_A Amenities Block - 2/3 MENITIESBL	1.00	4,269.380000	4,269.38	6,325.00	6,325.00	(2,055.62)	(32.50) %	0.11 %
HIST0001_B Bathroom Renovation - Bart Rd ATHROOMR EN	1.00	2,872.600000	2,872.60	3,614.62	3,614.62	(742.02)	(20.53) %	0.07 %
HIST0001_C Capital Repairs - 30 Margaret APITALREP	1.00	776.600000	776.60	1,071.18	1,071.18	(294.58)	(27.50) %	0.02 %
HIST0001_C Carport - 8 Lynch St ARPORT- 8LY	1.00	2,430.600000	2,430.60	2,966.30	2,966.30	(535.70)	(18.06) %	0.06 %
HIST0001_C Cold Room - 2/3 OLDROOM- 2/	1.00	4,191.090000	4,191.09	19,776.00	19,776.00	(15,584.91)	(78.81) %	0.10 %
HIST0001_C Curtains - 30 Margaret URTAINS-30	1.00	0.000000	0.00	294.87	294.87	(294.87)	(100.00) %	0.00 %
HIST0001_F Fans - 30 Margaret ANS- 30MARG	1.00	15.320000	15.32	506.00	506.00	(490.68)	(96.97) %	0.00 %
HIST0001_F Flooring - Bart Rd LOORING- BA	1.00	476.930000	476.93	2,939.33	2,939.33	(2,462.40)	(83.77) %	0.01 %
HIST0001_F Flooring for Accommodation LOORINGFO R	1.00	91.170000	91.17	2,000.00	2,000.00	(1,908.83)	(95.44) %	0.00 %
HIST0001_G Gravel - 2/3 RAVEL-2/3	1.00	1,482.980000	1,482.98	2,197.00	2,197.00	(714.02)	(32.50) %	0.04 %
HIST0001_I Improvements - 8 Lynch St, MPROVEME Elimbah NT	1.00	1,121.250000	1,121.25	1,870.00	1,870.00	(748.75)	(40.04) %	0.03 %
HIST0001_O Oven & Cooktop - Lynch St VEN&COOK TO	1.00	93.070000	93.07	1,265.58	1,265.58	(1,172.51)	(92.65) %	0.00 %
HIST0001_S Shed (2) - 2/3 HED(2)-2/3	1.00	7,737.460000	7,737.46	11,463.00	11,463.00	(3,725.54)	(32.50) %	0.19 %

# Histar Superannuation Fund

## Investment Summary Report

As at 30 June 2022

Investment	Units	Market Price	Market Value	Average Cost	Accounting Cost	Unrealised Gain/(Loss)	Gain/(Loss)%	Portfolio Weight%
HIST0001_S Shed - 2/3 HED-2/3	1.00	10,629.900000	10,629.90	15,748.00	15,748.00	(5,118.10)	(32.50) %	0.26 %
HIST0001_S Stove (Bart Rd) TOVE(BART R	1.00	4.810000	4.81	407.00	407.00	(402.19)	(98.82) %	0.00 %
			<b>36,193.16</b>		<b>72,443.88</b>	<b>(36,250.72)</b>	<b>(50.04) %</b>	<b>0.89 %</b>
<b>Real Estate Properties ( Australian - Residential)</b>								
HIS0005 235 Bartholemew Rd	1.00	1,466,667.000000	1,466,667.00	879,192.13	879,192.13	587,474.87	66.82 %	36.17 %
HIS0006 30 Margaret Street	1.00	505,000.000000	505,000.00	269,470.00	269,470.00	235,530.00	87.40 %	12.45 %
HIS0007 6 Lynch Street	1.00	640,000.000000	640,000.00	301,668.04	301,668.04	338,331.96	112.15 %	15.78 %
HIS0001 8 Lynch St, Elimbah	1.00	725,000.000000	725,000.00	75,322.27	75,322.27	649,677.73	862.53 %	17.88 %
			<b>3,336,667.00</b>		<b>1,525,652.44</b>	<b>1,811,014.56</b>	<b>118.70 %</b>	<b>82.29 %</b>
			<b>4,054,608.61</b>		<b>2,279,844.77</b>	<b>1,774,763.84</b>	<b>77.85 %</b>	<b>100.00 %</b>

## Histar Superannuation Fund

# Investment Summary with Market Movement

As at 30 June 2022

Investment	Units	Market Price	Market Value	Average Cost	Accounting Cost	Unrealised		Realised Movement
						Overall	Current Year	
<b>Cash/Bank Accounts</b>								
ANZ Business Essentials		4.070000	4.07	4.07	4.07			
ANZ Business Online Saver		681,744.380000	681,744.38	681,744.38	681,744.38			
			<b>681,748.45</b>		<b>681,748.45</b>			
<b>Plant and Equipment (at written down value) - Unitted</b>								
HIST0001_A Amenities Block - 2/3 MENITIESBL	1.00	4,269.380000	4,269.38	6,325.00	6,325.00	(2,055.62)	0.00	0.00
HIST0001_B Bathroom Renovation - Bart Rd ATHROOMR EN	1.00	2,872.600000	2,872.60	3,614.62	3,614.62	(742.02)	0.00	0.00
HIST0001_C Capital Repairs - 30 Margaret APITALREP	1.00	776.600000	776.60	1,071.18	1,071.18	(294.58)	0.00	0.00
HIST0001_C Carport - 8 Lynch St ARPORT- 8LY	1.00	2,430.600000	2,430.60	2,966.30	2,966.30	(535.70)	(0.04)	0.00
HIST0001_C Cold Room - 2/3 OLDROOM- 2/	1.00	4,191.090000	4,191.09	19,776.00	19,776.00	(15,584.91)	0.00	0.00
HIST0001_C Curtains - 30 Margaret URTAINS-30	1.00	0.000000	0.00	294.87	294.87	(294.87)	0.00	0.00
HIST0001_F Fans - 30 Margaret ANS- 30MARG	1.00	15.320000	15.32	506.00	506.00	(490.68)	0.00	0.00
HIST0001_F Flooring - Bart Rd LOORING- BA	1.00	476.930000	476.93	2,939.33	2,939.33	(2,462.40)	0.00	0.00
HIST0001_F Flooring for Accommodation LOORINGFO R	1.00	91.170000	91.17	2,000.00	2,000.00	(1,908.83)	0.00	0.00
HIST0001_G Gravel - 2/3 RAVEL-2/3	1.00	1,482.980000	1,482.98	2,197.00	2,197.00	(714.02)	0.00	0.00
HIST0001_I Improvements - 8 Lynch St, Elimbah MPROVEME NT	1.00	1,121.250000	1,121.25	1,870.00	1,870.00	(748.75)	0.00	0.00
HIST0001_O Oven & Cooktop - Lynch St VEN&COOK TO	1.00	93.070000	93.07	1,265.58	1,265.58	(1,172.51)	0.00	0.00
HIST0001_S Shed (2) - 2/3 HED(2)-2/3	1.00	7,737.460000	7,737.46	11,463.00	11,463.00	(3,725.54)	0.00	0.00
HIST0001_S Shed - 2/3 HED-2/3	1.00	10,629.900000	10,629.90	15,748.00	15,748.00	(5,118.10)	0.00	0.00



**Histar Superannuation Fund**  
**Investment Summary with Market Movement**

As at 30 June 2022

Investment	Units	Market Price	Market Value	Average Cost	Accounting Cost	Unrealised		Realised Movement
						Overall	Current Year	
HIST0001_S Stove (Bart Rd) TOVE(BART R	1.00	4.810000	4.81	407.00	407.00	(402.19)	0.00	0.00
			<b>36,193.16</b>		<b>72,443.88</b>	<b>(36,250.72)</b>	<b>(0.04)</b>	<b>0.00</b>
<b>Real Estate Properties ( Australian - Residential)</b>								
HIS0005 235 Bartholemew Rd	1.00	1,466,667.000000	1,466,667.00	879,192.13	879,192.13	587,474.87	48,035.15	0.00
HIS0006 30 Margaret Street	1.00	505,000.000000	505,000.00	269,470.00	269,470.00	235,530.00	165,869.37	0.00
HIS0007 6 Lynch Street	1.00	640,000.000000	640,000.00	301,668.04	301,668.04	338,331.96	242,500.00	0.00
HIS0001 8 Lynch St, Elimbah	1.00	725,000.000000	725,000.00	75,322.27	75,322.27	649,677.73	306,531.97	0.00
			<b>3,336,667.00</b>		<b>1,525,652.44</b>	<b>1,811,014.56</b>	<b>762,936.49</b>	<b>0.00</b>
			<b>4,054,608.61</b>		<b>2,279,844.77</b>	<b>1,774,763.84</b>	<b>762,936.45</b>	<b>0.00</b>



# Histar Superannuation Fund

## Investment Movement Report

As at 30 June 2022

Investment	Opening Balance		Additions		Disposals			Closing Balance		
	Units	Cost	Units	Cost	Units	Cost	Accounting Profit/(Loss)	Units	Cost	Market Value
	1.00	2,000.00						1.00	2,000.00	91.17
HIST0001_GRAVEL-2/3 - Gravel - 2/3	1.00	2,197.00						1.00	2,197.00	1,482.98
HIST0001_IMPROVEMENT - Improvements - 8 Lynch St, Elimbah	1.00	1,870.00						1.00	1,870.00	1,121.25
HIST0001_OVEN&COOKTO - Oven & Cooktop - Lynch St	1.00	1,265.58						1.00	1,265.58	93.07
HIST0001_SHED(2)-2/3 - Shed (2) - 2/3	1.00	11,463.00						1.00	11,463.00	7,737.46
HIST0001_SHED-2/3 - Shed - 2/3	1.00	15,748.00						1.00	15,748.00	10,629.90
HIST0001_STOVE(BARTR - Stove (Bart Rd)	1.00	407.00						1.00	407.00	4.81
		<b>72,443.88</b>							<b>72,443.88</b>	<b>36,193.16</b>
<b>Real Estate Properties ( Australian - Residential)</b>										
HIS0005 - 235 Bartholemew Rd	1.00	879,192.13						1.00	879,192.13	1,466,667.00
HIS0006 - 30 Margaret Street	1.00	269,470.00						1.00	269,470.00	505,000.00
HIS0007 - 6 Lynch Street	1.00	301,668.04						1.00	301,668.04	640,000.00
HIS0001 - 8 Lynch St, Elimbah	1.00	75,322.27						1.00	75,322.27	725,000.00

**Histar Superannuation Fund**  
**Investment Movement Report**

As at 30 June 2022

Investment	Opening Balance		Additions		Disposals			Closing Balance		Market Value
	Units	Cost	Units	Cost	Units	Cost	Accounting Profit/(Loss)	Units	Cost	
		1,525,652.44							1,525,652.44	3,336,667.00
		2,046,529.49		328,080.90		(94,765.62)			2,279,844.77	4,054,608.61

## Histar Superannuation Fund

# Capital Gains Reconciliation Report

For The Period 01 July 2021 - 30 June 2022

	Total	Discounted	Indexed	Other	Notional
<b>Losses available to offset</b>					
Carried forward from prior losses	0.00				
Carried forward from prior losses - Collectables	0.00				
Current year capital losses	0.00				
Current year capital losses - Collectables	0.00				
<b>Total Losses Available</b>	<b>0.00</b>				
<b>Total Losses Available - Collectables</b>	<b>0.00</b>				
<b>Capital Gains</b>					
Capital gains from disposal of assets	0.00	0.00	0.00	0.00	0.00
Capital gains from disposal of assets - Collectables	0.00	0.00	0.00	0.00	0.00
Capital gains from trust distributions	0.00	0.00	0.00	0.00	0.00
<b>Capital Gains Before Losses applied</b>	<b>0.00</b>	<b>0.00</b>	<b>0.00</b>	<b>0.00</b>	<b>0.00</b>
<b>Losses and discount applied</b>					
Losses applied	0.00	0.00	0.00	0.00	0.00
Losses applied - Collectables	0.00	0.00	0.00	0.00	0.00
Capital gains after losses applied	0.00	0.00	0.00	0.00	0.00
Capital gains after losses applied - Collectables	0.00	0.00	0.00	0.00	0.00
CGT Discount applied	0.00				
CGT Discount applied - Collectables	0.00				

## Histar Superannuation Fund

# Capital Gains Reconciliation Report

For The Period 01 July 2021 - 30 June 2022

---

	Total	Discounted	Indexed	Other	Notional
<b>Net Capital Gain</b>					
Net capital gain	0.00				
Net capital gain - Collectables	0.00				
<b>Total Net Capital Gain (11A)</b>	<b>0.00</b>				
<b>Net Capital Losses Carried Forward to later income</b>					
Net Capital Losses Carried Forward to later income years	0.00				
Net Capital Losses Carried Forward to later income years - Collectables	0.00				
<b>Total Net Capital Losses Carried Forward to later income years (14V)</b>	<b>0.00</b>				

---

### Note

Refer to Realised Gains Report for details of Disposals at a Security level

Refer to Distribution Reconciliation Report for Trust Distribution details at a Security level

---

## Histar Superannuation Fund

# Members Summary Report

As at 30 June 2022

Opening Balance	Increases				Decreases					Closing Balance	
	Contributions	Transfers In	Net Earnings	Insurance Proceeds	Pensions Paid	Contributions Tax	Taxes Paid	Benefits Paid/ Transfers Out	Insurance Premiums		Member Expenses
<b>Antonio Coco (Age: 82)</b>											
COCANT00002P - Pension No. 2 - Tax Free: 99.37%											
7,285.99			2,271.53		1,500.00						8,057.52
COCANT00003A - Accumulation											
<b>7,285.99</b>			<b>2,271.53</b>		<b>1,500.00</b>						<b>8,057.52</b>
<b>Giuseppe Coco (Age: 51)</b>											
COCGIU00002A - Accumulation											
1,461,765.29			459,700.18				13,371.00				1,908,094.47
<b>1,461,765.29</b>			<b>459,700.18</b>				<b>13,371.00</b>				<b>1,908,094.47</b>
<b>Elena Coco (Age: 71)</b>											
COCELE00001P - Pension No. 1 - Tax Free: 0.00%											
940.96			283.94		100.00						1,124.90
COCELE00002P - Pension No. 2 - Tax Free: 99.38%											
8,565.79			2,650.11		300.00						10,915.90
COCELE00003A - Accumulation											
43,436.33	55,000.00		14,197.04			4,125.00	412.33				108,096.04
COCELE00005P - Account Based Pension 4 - Tax Free: 0.00%											

Histar Superannuation Fund

# Members Summary Report

As at 30 June 2022

Opening Balance	Increases				Decreases					Closing Balance	
	Contributions	Transfers In	Net Earnings	Insurance Proceeds	Pensions Paid	Contributions Tax	Taxes Paid	Benefits Paid/ Transfers Out	Insurance Premiums		Member Expenses
850.58			283.94		100.00						1,034.52
COCELE00006P - Account Based Pension 5 - Tax Free: 0.00%											
26,497.10			8,328.93		1,000.00						33,826.03
<b>80,290.76</b>	<b>55,000.00</b>		<b>25,743.96</b>		<b>1,500.00</b>	<b>4,125.00</b>	<b>412.33</b>				<b>154,997.39</b>
Luigi Coco (Age: 55)											
COCLUI00002A - Accumulation											
1,458,949.75			458,753.70				13,343.87				1,904,359.58
<b>1,458,949.75</b>			<b>458,753.70</b>				<b>13,343.87</b>				<b>1,904,359.58</b>
<b>3,008,291.79</b>	<b>55,000.00</b>		<b>946,469.37</b>		<b>3,000.00</b>	<b>4,125.00</b>	<b>27,127.20</b>				<b>3,975,508.96</b>



# Histar Superannuation Fund

## Members Statement

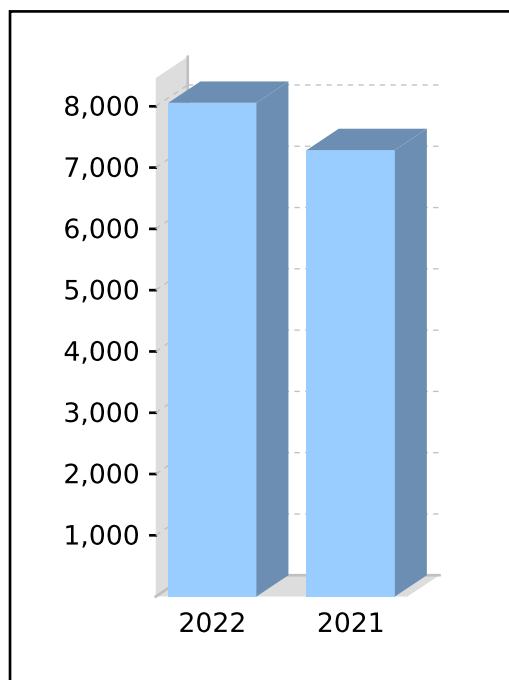
Antonio Coco  
 130 Bartholomew Road  
 Elimbah, Queensland, 4516, Australia

### Your Details

Date of Birth :	23/09/1939	Nominated Beneficiaries:	N/A
Age:	82	Nomination Type:	N/A
Tax File Number:	475141100	Vested Benefits:	8,057.52
Date Joined Fund:	11/12/2001	Total Death Benefit:	8,057.52
Service Period Start Date:	11/12/2001	Current Salary:	0.00
Date Left Fund:		Previous Salary:	0.00
Member Code:	COCANT00002P	Disability Benefit:	0.00
Account Start Date:	01/07/2015		
Account Phase:	Retirement Phase		
Account Description:	Pension No. 2		

### Your Balance

Total Benefits	8,057.52
<u>Preservation Components</u>	
Preserved	6,088.88
Unrestricted Non Preserved	1,968.64
Restricted Non Preserved	
<u>Tax Components</u>	
Tax Free (99.37%)	8,006.74
Taxable	50.78



### Your Detailed Account Summary

	This Year
Opening balance at 01/07/2021	7,285.99
<u>Increases to Member account during the period</u>	
Employer Contributions	
Personal Contributions (Concessional)	
Personal Contributions (Non Concessional)	
Government Co-Contributions	
Other Contributions	
Proceeds of Insurance Policies	
Transfers In	
Net Earnings	2,271.53
Internal Transfer In	
<u>Decreases to Member account during the period</u>	
Pensions Paid	1,500.00
Contributions Tax	
Income Tax	
No TFN Excess Contributions Tax	
Excess Contributions Tax	
Refund Excess Contributions	
Division 293 Tax	
Insurance Policy Premiums Paid	
Management Fees	
Member Expenses	
Benefits Paid/Transfers Out	
Superannuation Surcharge Tax	
Internal Transfer Out	
Closing balance at 30/06/2022	8,057.52

# Histar Superannuation Fund Members Statement

Antonio Coco  
130 Bartholomew Road  
Elimbah, Queensland, 4516, Australia

## Your Details

Date of Birth : 23/09/1939

Age: 82

Tax File Number: 475141100

Date Joined Fund: 11/12/2001

Service Period Start Date:

Date Left Fund:

Member Code: COCANT00003A

Account Start Date: 11/12/2001

Account Phase: Accumulation Phase

Account Description: Accumulation

Nominated Beneficiaries: N/A

Nomination Type: N/A

Vested Benefits:

Total Death Benefit: 0.00

Current Salary: 0.00

Previous Salary: 0.00

Disability Benefit: 0.00

## Your Balance

### Total Benefits

#### Preservation Components

Preserved

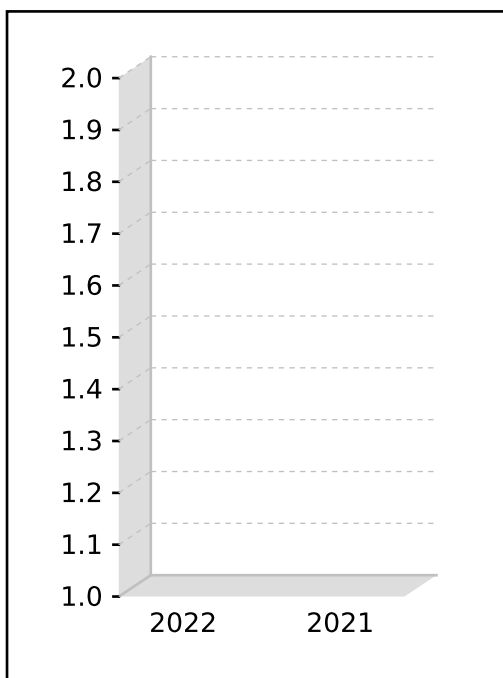
Unrestricted Non Preserved

Restricted Non Preserved

#### Tax Components

Tax Free

Taxable



## Your Detailed Account Summary

This Year

Opening balance at 01/07/2021

#### Increases to Member account during the period

Employer Contributions

Personal Contributions (Concessional)

Personal Contributions (Non Concessional)

Government Co-Contributions

Other Contributions

Proceeds of Insurance Policies

Transfers In

Net Earnings

Internal Transfer In

#### Decreases to Member account during the period

Pensions Paid

Contributions Tax

Income Tax

No TFN Excess Contributions Tax

Excess Contributions Tax

Refund Excess Contributions

Division 293 Tax

Insurance Policy Premiums Paid

Management Fees

Member Expenses

Benefits Paid/Transfers Out

Superannuation Surcharge Tax

Internal Transfer Out

Closing balance at 30/06/2022

0.00

# Histar Superannuation Fund

## Members Statement

Giuseppe Coco  
 130 Bartholomew Road  
 Elimbah, Queensland, 4516, Australia

### Your Details

Date of Birth :	15/03/1971	Nominated Beneficiaries:	N/A
Age:	51	Nomination Type:	N/A
Tax File Number:	491031106	Vested Benefits:	1,908,094.47
Date Joined Fund:	11/12/2001	Total Death Benefit:	1,908,094.47
Service Period Start Date:		Current Salary:	0.00
Date Left Fund:		Previous Salary:	0.00
Member Code:	COCGIU00002A	Disability Benefit:	0.00
Account Start Date:	11/12/2001		
Account Phase:	Accumulation Phase		
Account Description:	Accumulation		

### Your Balance

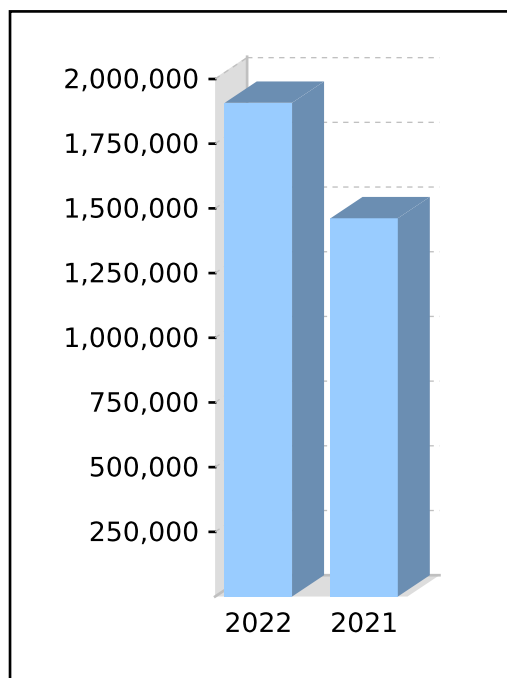
Total Benefits 1,908,094.47

#### Preservation Components

Preserved 1,908,094.47  
 Unrestricted Non Preserved  
 Restricted Non Preserved

#### Tax Components

Tax Free 295,810.63  
 Taxable 1,612,283.84



### Your Detailed Account Summary

	This Year
Opening balance at 01/07/2021	1,461,765.29
<u>Increases to Member account during the period</u>	
Employer Contributions	
Personal Contributions (Concessional)	
Personal Contributions (Non Concessional)	
Government Co-Contributions	
Other Contributions	
Proceeds of Insurance Policies	
Transfers In	
Net Earnings	459,700.18
Internal Transfer In	
<u>Decreases to Member account during the period</u>	
Pensions Paid	
Contributions Tax	
Income Tax	13,371.00
No TFN Excess Contributions Tax	
Excess Contributions Tax	
Refund Excess Contributions	
Division 293 Tax	
Insurance Policy Premiums Paid	
Management Fees	
Member Expenses	
Benefits Paid/Transfers Out	
Superannuation Surcharge Tax	
Internal Transfer Out	
Closing balance at 30/06/2022	1,908,094.47

# Histar Superannuation Fund

## Members Statement

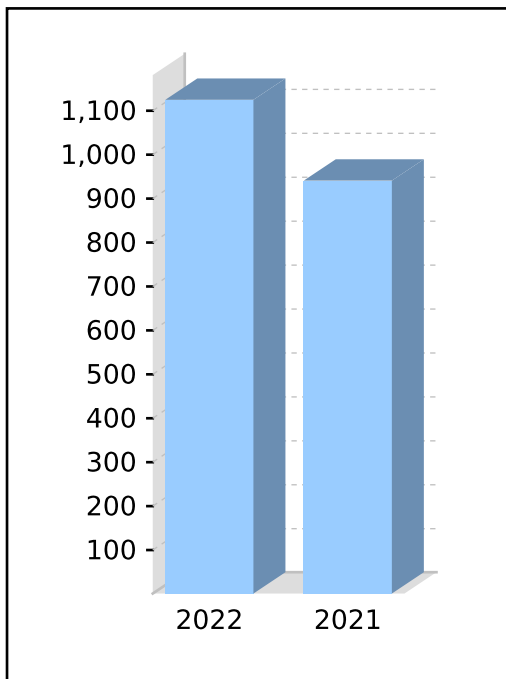
Elena Coco  
 130 Bartholomew Road  
 Elimbah, Queensland, 4516, Australia

### Your Details

Date of Birth :	09/12/1950	Nominated Beneficiaries:	N/A
Age:	71	Nomination Type:	N/A
Tax File Number:	475147139	Vested Benefits:	1,124.90
Date Joined Fund:	11/12/2001	Total Death Benefit:	1,124.90
Service Period Start Date:	11/12/2001	Current Salary:	0.00
Date Left Fund:		Previous Salary:	0.00
Member Code:	COCELE00001P	Disability Benefit:	0.00
Account Start Date:	01/07/2015		
Account Phase:	Retirement Phase		
Account Description:	Pension No. 1		

### Your Balance

Total Benefits	1,124.90
<u>Preservation Components</u>	
Preserved	
Unrestricted Non Preserved	1,124.90
Restricted Non Preserved	
<u>Tax Components</u>	
Tax Free (0.00%)	
Taxable	1,124.90



### Your Detailed Account Summary

	This Year
Opening balance at 01/07/2021	940.96
<u>Increases to Member account during the period</u>	
Employer Contributions	
Personal Contributions (Concessional)	
Personal Contributions (Non Concessional)	
Government Co-Contributions	
Other Contributions	
Proceeds of Insurance Policies	
Transfers In	
Net Earnings	283.94
Internal Transfer In	
<u>Decreases to Member account during the period</u>	
Pensions Paid	100.00
Contributions Tax	
Income Tax	
No TFN Excess Contributions Tax	
Excess Contributions Tax	
Refund Excess Contributions	
Division 293 Tax	
Insurance Policy Premiums Paid	
Management Fees	
Member Expenses	
Benefits Paid/Transfers Out	
Superannuation Surcharge Tax	
Internal Transfer Out	
Closing balance at 30/06/2022	1,124.90

# Histar Superannuation Fund

## Members Statement

Elena Coco  
 130 Bartholomew Road  
 Elimbah, Queensland, 4516, Australia

### Your Details

Date of Birth :	09/12/1950	Nominated Beneficiaries:	N/A
Age:	71	Nomination Type:	N/A
Tax File Number:	475147139	Vested Benefits:	10,915.90
Date Joined Fund:	11/12/2001	Total Death Benefit:	10,915.90
Service Period Start Date:	11/12/2001	Current Salary:	0.00
Date Left Fund:		Previous Salary:	0.00
Member Code:	COCELE00002P	Disability Benefit:	0.00
Account Start Date:	01/07/2015		
Account Phase:	Retirement Phase		
Account Description:	Pension No. 2		

### Your Balance

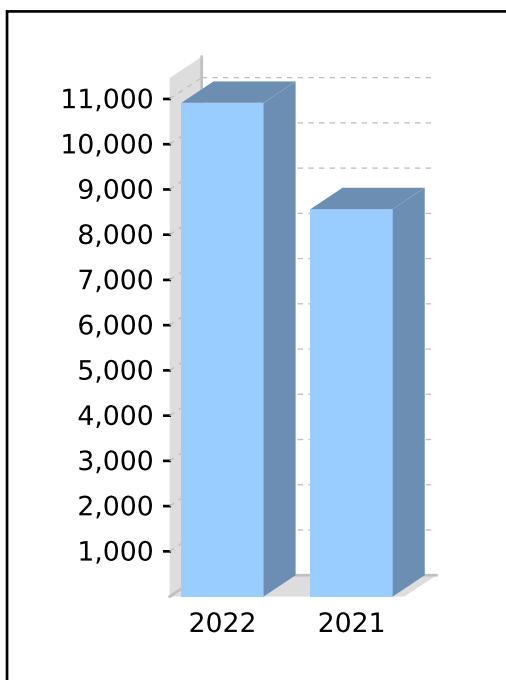
Total Benefits 10,915.90

#### Preservation Components

Preserved (53,717.00)  
 Unrestricted Non Preserved 64,632.90  
 Restricted Non Preserved

#### Tax Components

Tax Free (99.38%) 10,848.21  
 Taxable 67.69



### Your Detailed Account Summary

	This Year
Opening balance at 01/07/2021	8,565.79
<u>Increases to Member account during the period</u>	
Employer Contributions	
Personal Contributions (Concessional)	
Personal Contributions (Non Concessional)	
Government Co-Contributions	
Other Contributions	
Proceeds of Insurance Policies	
Transfers In	
Net Earnings	2,650.11
Internal Transfer In	
<u>Decreases to Member account during the period</u>	
Pensions Paid	300.00
Contributions Tax	
Income Tax	
No TFN Excess Contributions Tax	
Excess Contributions Tax	
Refund Excess Contributions	
Division 293 Tax	
Insurance Policy Premiums Paid	
Management Fees	
Member Expenses	
Benefits Paid/Transfers Out	
Superannuation Surcharge Tax	
Internal Transfer Out	
Closing balance at 30/06/2022	10,915.90

# Histar Superannuation Fund

## Members Statement

Elena Coco  
 130 Bartholomew Road  
 Elimbah, Queensland, 4516, Australia

### Your Details

Date of Birth : 09/12/1950  
 Age: 71  
 Tax File Number: 475147139  
 Date Joined Fund: 11/12/2001  
 Service Period Start Date: 11/12/2001  
 Date Left Fund:  
 Member Code: COCELE00003A  
 Account Start Date: 11/12/2001  
 Account Phase: Accumulation Phase  
 Account Description: Accumulation

Nominated Beneficiaries: N/A  
 Nomination Type: N/A  
 Vested Benefits: 108,096.04  
 Total Death Benefit: 108,096.04  
 Current Salary: 0.00  
 Previous Salary: 0.00  
 Disability Benefit: 0.00

### Your Balance

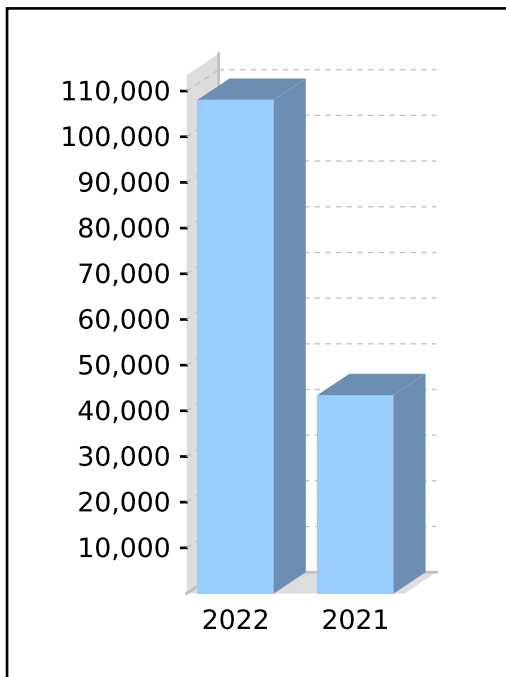
Total Benefits 108,096.04

#### Preservation Components

Preserved  
 Unrestricted Non Preserved 108,096.04  
 Restricted Non Preserved

#### Tax Components

Tax Free 27,500.00  
 Taxable 80,596.04



### Your Detailed Account Summary

	This Year
Opening balance at 01/07/2021	43,436.33
<u>Increases to Member account during the period</u>	
Employer Contributions	
Personal Contributions (Concessional)	27,500.00
Personal Contributions (Non Concessional)	27,500.00
Government Co-Contributions	
Other Contributions	
Proceeds of Insurance Policies	
Transfers In	
Net Earnings	14,197.04
Internal Transfer In	
<u>Decreases to Member account during the period</u>	
Pensions Paid	
Contributions Tax	4,125.00
Income Tax	412.33
No TFN Excess Contributions Tax	
Excess Contributions Tax	
Refund Excess Contributions	
Division 293 Tax	
Insurance Policy Premiums Paid	
Management Fees	
Member Expenses	
Benefits Paid/Transfers Out	
Superannuation Surcharge Tax	
Internal Transfer Out	
Closing balance at 30/06/2022	108,096.04

# Histar Superannuation Fund

## Members Statement

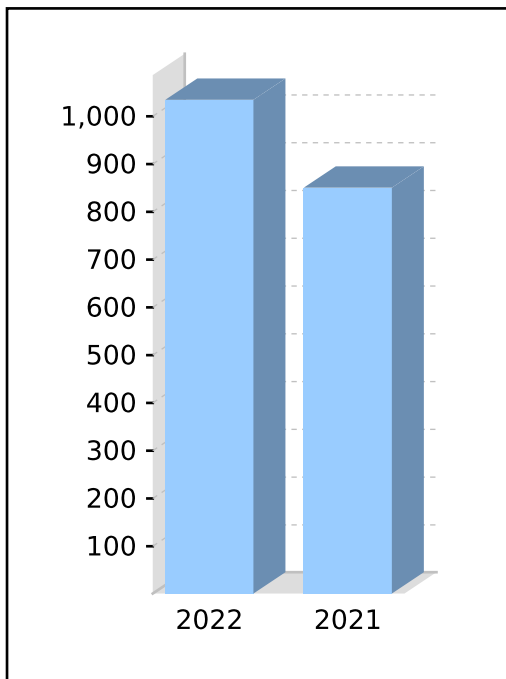
Elena Coco  
 130 Bartholomew Road  
 Elimbah, Queensland, 4516, Australia

### Your Details

Date of Birth :	09/12/1950	Nominated Beneficiaries:	Antonio Coco
Age:	71	Nomination Type:	N/A
Tax File Number:	475147139	Vested Benefits:	1,034.52
Date Joined Fund:	11/12/2001	Total Death Benefit:	1,034.52
Service Period Start Date:	11/12/2001	Current Salary:	0.00
Date Left Fund:		Previous Salary:	0.00
Member Code:	COCELE00005P	Disability Benefit:	0.00
Account Start Date:	01/07/2018		
Account Phase:	Retirement Phase		
Account Description:	Account Based Pension 4		

### Your Balance

Total Benefits	1,034.52
<u>Preservation Components</u>	
Preserved	
Unrestricted Non Preserved	1,034.52
Restricted Non Preserved	
<u>Tax Components</u>	
Tax Free (0.00%)	
Taxable	1,034.52



### Your Detailed Account Summary

	This Year
Opening balance at 01/07/2021	850.58
<u>Increases to Member account during the period</u>	
Employer Contributions	
Personal Contributions (Concessional)	
Personal Contributions (Non Concessional)	
Government Co-Contributions	
Other Contributions	
Proceeds of Insurance Policies	
Transfers In	
Net Earnings	283.94
Internal Transfer In	
<u>Decreases to Member account during the period</u>	
Pensions Paid	100.00
Contributions Tax	
Income Tax	
No TFN Excess Contributions Tax	
Excess Contributions Tax	
Refund Excess Contributions	
Division 293 Tax	
Insurance Policy Premiums Paid	
Management Fees	
Member Expenses	
Benefits Paid/Transfers Out	
Superannuation Surcharge Tax	
Internal Transfer Out	
Closing balance at 30/06/2022	1,034.52

# Histar Superannuation Fund

## Members Statement

Elena Coco  
 130 Bartholomew Road  
 Elimbah, Queensland, 4516, Australia

### Your Details

Date of Birth :	09/12/1950	Nominated Beneficiaries:	Antonio Coco
Age:	71	Nomination Type:	N/A
Tax File Number:	475147139	Vested Benefits:	33,826.03
Date Joined Fund:	11/12/2001	Total Death Benefit:	33,826.03
Service Period Start Date:	11/12/2001	Current Salary:	0.00
Date Left Fund:		Previous Salary:	0.00
Member Code:	COCELE00006P	Disability Benefit:	0.00
Account Start Date:	01/07/2019		
Account Phase:	Retirement Phase		
Account Description:	Account Based Pension 5		

### Your Balance

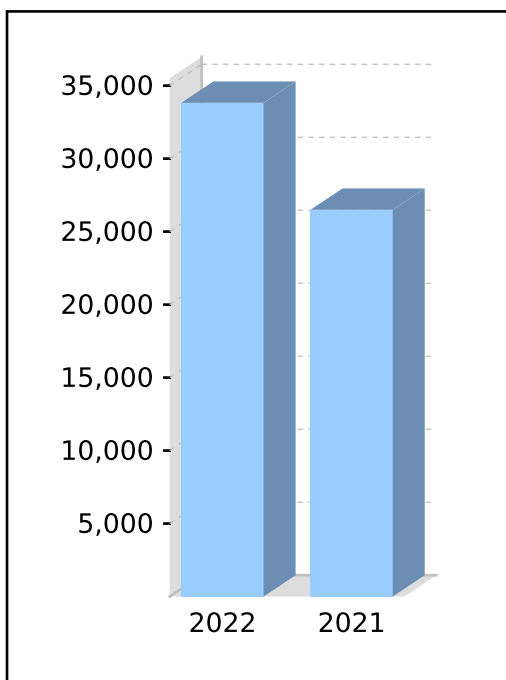
Total Benefits 33,826.03

#### Preservation Components

Preserved  
 Unrestricted Non Preserved 33,826.03  
 Restricted Non Preserved

#### Tax Components

Tax Free (0.00%)  
 Taxable 33,826.03



### Your Detailed Account Summary

	This Year
Opening balance at 01/07/2021	26,497.10
<u>Increases to Member account during the period</u>	
Employer Contributions	
Personal Contributions (Concessional)	
Personal Contributions (Non Concessional)	
Government Co-Contributions	
Other Contributions	
Proceeds of Insurance Policies	
Transfers In	
Net Earnings	8,328.93
Internal Transfer In	
<u>Decreases to Member account during the period</u>	
Pensions Paid	1,000.00
Contributions Tax	
Income Tax	
No TFN Excess Contributions Tax	
Excess Contributions Tax	
Refund Excess Contributions	
Division 293 Tax	
Insurance Policy Premiums Paid	
Management Fees	
Member Expenses	
Benefits Paid/Transfers Out	
Superannuation Surcharge Tax	
Internal Transfer Out	
Closing balance at 30/06/2022	33,826.03



# Histar Superannuation Fund Members Statement

Luigi Coco  
130 Bartholomew Road  
Elimbah, Queensland, 4516, Australia

## Your Details

Date of Birth :	17/01/1967	Nominated Beneficiaries:	N/A
Age:	55	Nomination Type:	N/A
Tax File Number:	489713234	Vested Benefits:	1,904,359.58
Date Joined Fund:	11/12/2001	Total Death Benefit:	1,904,359.58
Service Period Start Date:		Current Salary:	0.00
Date Left Fund:		Previous Salary:	0.00
Member Code:	COCLUI00002A	Disability Benefit:	0.00
Account Start Date:	11/12/2001		
Account Phase:	Accumulation Phase		
Account Description:	Accumulation		

## Your Balance

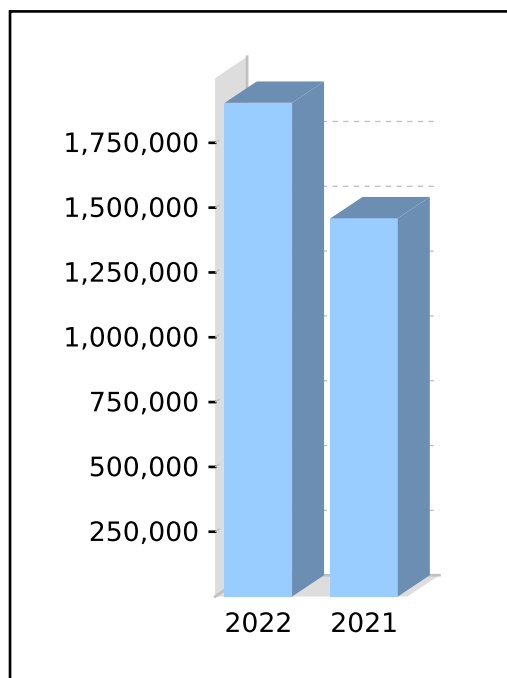
Total Benefits 1,904,359.58

### Preservation Components

Preserved 1,904,359.58  
Unrestricted Non Preserved  
Restricted Non Preserved

### Tax Components

Tax Free 284,050.48  
Taxable 1,620,309.10



## Your Detailed Account Summary

	This Year
Opening balance at 01/07/2021	1,458,949.75
<u>Increases to Member account during the period</u>	
Employer Contributions	
Personal Contributions (Concessional)	
Personal Contributions (Non Concessional)	
Government Co-Contributions	
Other Contributions	
Proceeds of Insurance Policies	
Transfers In	
Net Earnings	458,753.70
Internal Transfer In	
<u>Decreases to Member account during the period</u>	
Pensions Paid	
Contributions Tax	
Income Tax	13,343.87
No TFN Excess Contributions Tax	
Excess Contributions Tax	
Refund Excess Contributions	
Division 293 Tax	
Insurance Policy Premiums Paid	
Management Fees	
Member Expenses	
Benefits Paid/Transfers Out	
Superannuation Surcharge Tax	
Internal Transfer Out	
Closing balance at 30/06/2022	1,904,359.58

Histar Superannuation Fund  
**Pension Summary**

As at 30 June 2022

**Member Name** : Coco, Antonio

**Member Age** : 81\* (Date of Birth : 23/09/1939)

Member Code	Pension Type	Pension Start Date	Tax Free	Min / PF	Minimum	Maximum	Gross Pension Payments	PAYG	Net Pension Payment	Amount to reach Minimum
COCANT00002P	Account Based Pension	01/07/2015	99.37%	3.50%	\$260.00*	N/A	\$1,500.00	\$0.00	\$1,500.00	NIL

\*COVID-19 50% reduction has been applied to the minimum pension amount.

					<b>\$260.00</b>	<b>\$0.00</b>	<b>\$1,500.00</b>	<b>\$0.00</b>	<b>\$1,500.00</b>	<b>\$0.00</b>
--	--	--	--	--	-----------------	---------------	-------------------	---------------	-------------------	---------------

**Member Name** : Coco, Elena

**Member Age** : 70\* (Date of Birth : 09/12/1950)

Member Code	Pension Type	Pension Start Date	Tax Free	Min / PF	Minimum	Maximum	Gross Pension Payments	PAYG	Net Pension Payment	Amount to reach Minimum
COCELE00001P	Account Based Pension	01/07/2015	0.00%	2.50%	\$20.00*	N/A	\$100.00	\$0.00	\$100.00	NIL

\*COVID-19 50% reduction has been applied to the minimum pension amount.

COCELE00002P	Account Based Pension	01/07/2015	99.38%	2.50%	\$210.00*	N/A	\$300.00	\$0.00	\$300.00	NIL
--------------	-----------------------	------------	--------	-------	-----------	-----	----------	--------	----------	-----

\*COVID-19 50% reduction has been applied to the minimum pension amount.

COCELE00005P	Account Based Pension	01/07/2018	0.00%	2.50%	\$20.00*	N/A	\$100.00	\$0.00	\$100.00	NIL
--------------	-----------------------	------------	-------	-------	----------	-----	----------	--------	----------	-----

\*COVID-19 50% reduction has been applied to the minimum pension amount.

COCELE00006P	Account Based Pension	01/07/2019	0.00%	2.50%	\$660.00*	N/A	\$1,000.00	\$0.00	\$1,000.00	NIL
--------------	-----------------------	------------	-------	-------	-----------	-----	------------	--------	------------	-----

\*COVID-19 50% reduction has been applied to the minimum pension amount.

Histar Superannuation Fund

# Pension Summary

As at 30 June 2022

---

					\$910.00	\$0.00	\$1,500.00	\$0.00	\$1,500.00	\$0.00
--	--	--	--	--	----------	--------	------------	--------	------------	--------

**Total :**

					\$1,170.00	\$0.00	\$3,000.00	\$0.00	\$3,000.00	\$0.00
--	--	--	--	--	------------	--------	------------	--------	------------	--------

\*Age as at 01/07/2021 or pension start date for new pensions.

# Histar Superannuation Fund

## Statement of Taxable Income

For the year ended 30 June 2022

---

	<b>2022</b>
	<b>\$</b>
Benefits accrued as a result of operations	998,469.37
<b>Less</b>	
Increase in MV of investments	762,936.45
Exempt current pension income	3,143.00
Non Taxable Contributions	27,500.00
	<u>793,579.45</u>
<b>Add</b>	
SMSF non deductible expenses	454.00
Pension Payments	3,000.00
	<u>3,454.00</u>
SMSF Annual Return Rounding	4.08
	<u>208,348.00</u>
<b>Taxable Income or Loss</b>	<u>208,348.00</u>
Income Tax on Taxable Income or Loss	<u>31,252.20</u>
 <b>CURRENT TAX OR REFUND</b>	 <u>31,252.20</u>
Supervisory Levy	259.00
Income Tax Instalments Paid	(24,615.00)
<b>AMOUNT DUE OR REFUNDABLE</b>	<u>6,896.20</u>

---

# Histar Superannuation Fund

## Create Entries Report

For the period 01 July 2021 to 30 June 2022

### Create Entries Financial Year Summary 01 July 2021 - 30 June 2022

<b>Total Profit</b>	<b>Amount</b>
Income	1,033,275.28
Less Expense	34,805.91
<b>Total Profit</b>	<b>998,469.37</b>

<b>Tax Summary</b>	<b>Amount</b>
Fund Tax Rate	15.00 %
Total Profit	998,469.37
Less Permanent Differences	762,936.45
Less Timing Differences	0.00
Less Exempt Pension Income	3,143.00
Less Other Non Taxable Income	24,500.00
Less LIC Deductions	0.00
Add SMSF Non Deductible Expenses	454.00
Add Other Non Deductible Expenses	0.00
Add Total Franking/Foreign/TFN/FRW Credits	0.00
Less Realised Accounting Capital Gains	0.00
Less Tax Losses Deducted	0.00
Add SMSF Annual Return Rounding	4.08
<b>Taxable Income</b>	<b>208,348.00</b>
<b>Income Tax on Taxable Income or Loss</b>	<b>31,252.20</b>

<b>Profit/(Loss) Available for Allocation</b>	<b>Amount</b>
Total Available Profit	946,469.37
Franking Credits	0.00
TFN Credits	0.00
Foreign Credits	0.00
FRW Credits	0.00
<b>Total</b>	<b>946,469.37</b>

<b>Income Tax Expense Available for Allocation</b>	<b>Amount</b>
Income Tax on Taxable Income or Loss	31,252.20
Member Specific Income Tax	(4,125.00)
<b>Total Income Tax Expense Allocation</b>	<b>27,127.20</b>

## Final Segment 1 from 01 July 2021 to 30 June 2022

### Pool Name Unsegregated Pool

Total Profit	Amount
Income	1,033,275.28
Less Expense	34,805.91
<b>Total Profit</b>	<b>998,469.37</b>

Create Entries Summary	Amount
Fund Tax Rate	15.00 %
Total Profit	998,469.37
Less Permanent Differences	762,936.45
Less Timing Differences	0.00
Less Exempt Pension Income	3,143.95
Less Other Non Taxable Income	24,500.00
Add SMSF Non Deductible Expenses	456.81
Add Other Non Deductible Expenses	0.00
Add Total Franking/Foreign/TFN/FRW Credits	0.00
Less Realised Accounting Capital Gains	0.00
Less Tax Losses Deducted	0.00
Add Taxable Income Adjustment	2.22
<b>Taxable Income</b>	<b>208,348.00</b>
<b>Income Tax on Taxable Income or Loss</b>	<b>31,252.20</b>

Member Weighted Balance Summary	Weighting%	Amount
Antonio Coco(COCANT00002P)	0.24	7,216.13
Antonio Coco(COCANT00003A)	0.00	0.00
Giuseppe Coco(COCGIU00002A)	48.57	1,461,765.29
Elena Coco(COCELE00001P)	0.03	936.30
Elena Coco(COCELE00002P)	0.28	8,551.82
Elena Coco(COCELE00003A)	1.50	45,203.11
Elena Coco(COCELE00005P)	0.03	845.92
Elena Coco(COCELE00006P)	0.88	26,450.52
Luigi Coco(COCLUI00002A)	48.47	1,458,949.75

### Profit/(Loss) Available for Allocation

Total Available Profit	946,469.37
Franking Credits	0.00
TFN Credits	0.00
FRW Credits	0.00
<b>Total</b>	<b>946,469.37</b>

Allocation to Members	Weighting%	Amount
Antonio Coco(COCANT00002P)	0.24	2,271.53
Antonio Coco(COCANT00003A)	0.00	0.00
Giuseppe Coco(COCGIU00002A)	48.57	459,700.18
Elena Coco(COCELE00001P)	0.03	283.94
Elena Coco(COCELE00002P)	0.28	2,650.11

Allocation to Members	Weighting%	Amount
Elena Coco(COCELE00003A)	1.50	14,197.04
Elena Coco(COCELE00005P)	0.03	283.94
Elena Coco(COCELE00006P)	0.88	8,328.93
Luigi Coco(COCLUI00002A)	48.47	458,753.70

Accumulation Weighted Balance Summary	Weighting%	Amount
Antonio Coco(COCANT00002P)	0.00	7,216.13
Antonio Coco(COCANT00003A)	0.00	0.00
Giuseppe Coco(COCGIU00002A)	49.29	1,461,765.29
Elena Coco(COCELE00001P)	0.00	936.30
Elena Coco(COCELE00002P)	0.00	8,551.82
Elena Coco(COCELE00003A)	1.52	45,203.11
Elena Coco(COCELE00005P)	0.00	845.92
Elena Coco(COCELE00006P)	0.00	26,450.52
Luigi Coco(COCLUI00002A)	49.19	1,458,949.75

Income Tax Expense Available for Allocation	Amount
Income Tax on Taxable Income or Loss	31,252.20
Member Specific Income Tax	(4,125.00)
<b>Total Income Tax Expense Allocation</b>	<b>27,127.20</b>

Allocation to Members	Weighting%	Amount
Antonio Coco(COCANT00002P)	0.00	0.00
Antonio Coco(COCANT00003A)	0.00	0.00
Giuseppe Coco(COCGIU00002A)	49.29	13,371.00
Elena Coco(COCELE00001P)	0.00	0.00
Elena Coco(COCELE00002P)	0.00	0.00
Elena Coco(COCELE00003A)	1.52	412.33
Elena Coco(COCELE00005P)	0.00	0.00
Elena Coco(COCELE00006P)	0.00	0.00
Luigi Coco(COCLUI00002A)	49.19	13,343.87

#### Calculation of daily member weighted balances

##### Antonio Coco (COCANT00002P)

###### Member Balance

01/07/2021	50010	Opening Balance	7,285.99	7,285.99
14/06/2022	54160	Pensions Paid	(1,500.00)	(69.86)
<b>Total Amount (Weighted)</b>				<b>7,216.13</b>

##### Antonio Coco (COCANT00003A)

###### Member Balance

01/07/2021	50010	Opening Balance	0.00	0.00
<b>Total Amount (Weighted)</b>				<b>0.00</b>

**Calculation of daily member weighted balances****Giuseppe Coco (COCGIU00002A)**Member Balance

01/07/2021	50010	Opening Balance	1,461,765.29	1,461,765.29
<b>Total Amount (Weighted)</b>				<b>1,461,765.29</b>

**Elena Coco (COCELE00001P)**Member Balance

01/07/2021	50010	Opening Balance	940.96	940.96
14/06/2022	54160	Pensions Paid	(100.00)	(4.66)
<b>Total Amount (Weighted)</b>				<b>936.30</b>

**Elena Coco (COCELE00002P)**Member Balance

01/07/2021	50010	Opening Balance	8,565.79	8,565.79
14/06/2022	54160	Pensions Paid	(300.00)	(13.97)
<b>Total Amount (Weighted)</b>				<b>8,551.82</b>

**Elena Coco (COCELE00003A)**Member Balance

01/07/2021	50010	Opening Balance	43,436.33	43,436.33
14/06/2022	52420	Contributions	27,500.00	1,280.82
14/06/2022	53800	Contributions Tax	(4,125.00)	(192.12)
22/06/2022	52420	Contributions	27,500.00	678.08
<b>Total Amount (Weighted)</b>				<b>45,203.11</b>

**Elena Coco (COCELE00005P)**Member Balance

01/07/2021	50010	Opening Balance	850.58	850.58
14/06/2022	54160	Pensions Paid	(100.00)	(4.66)
<b>Total Amount (Weighted)</b>				<b>845.92</b>

**Elena Coco (COCELE00006P)**Member Balance

01/07/2021	50010	Opening Balance	26,497.10	26,497.10
14/06/2022	54160	Pensions Paid	(1,000.00)	(46.58)
<b>Total Amount (Weighted)</b>				<b>26,450.52</b>

**Luigi Coco (COCLUI00002A)**Member Balance

01/07/2021	50010	Opening Balance	1,458,949.75	1,458,949.75
<b>Total Amount (Weighted)</b>				<b>1,458,949.75</b>

**Calculation of Net Capital Gains**

---



Capital gains from Unsegregated Pool	0.00
Capital gains from Unsegregated Pool - Collectables	0.00
Capital Gain Adjustment from prior segments	0.00
Realised Notional gains	0.00
Carried forward losses from prior years	0.00
Current year capital losses from Unsegregated Pool	0.00
Current year capital losses from Unsegregated Pool - Collectables	0.00
Total CGT Discount Applied	0.00
<b>Capital Gain /(Losses carried forward)</b>	<b>0.00</b>
<b>CGT allocated in prior segments</b>	<b>0.00</b>
<b>Allocations of Net Capital Gains to Pools</b>	
Capital Gain Proportion - Unsegregated Pool (0/0)=100.00%	0.00

#### Foreign Tax Offset Calculations

##### Segment 01 July 2021 to 30 June 2022

Claimable FTO - Unsegregated Pool	0.00
-----------------------------------	------

<b>Claimable FTO</b>	<b>0.00</b>
----------------------	-------------

<b>Total Claimable Foreign Credits for the Year</b>	<b>0.00</b>
---	-------------

<b>Foreign Tax Offset (Label C1)</b>	<b>0.00</b>
--------------------------------------	-------------

<b>Applied/Claimed FTO</b>	<b>0.00</b>
----------------------------	-------------

##### Allocations of Foreign Tax Offset to Members

Antonio Coco(COCANT00002P) - 0.00 %	0.00
-------------------------------------	------

Antonio Coco(COCANT00003A) - 0.00 %	0.00
-------------------------------------	------

Giuseppe Coco(COCGIU00002A) - 100.00 %	0.00
--	------

Elena Coco(COCELE00001P) - 0.00 %	0.00
-----------------------------------	------

Elena Coco(COCELE00002P) - 0.00 %	0.00
-----------------------------------	------

Elena Coco(COCELE00003A) - 0.00 %	0.00
-----------------------------------	------

Elena Coco(COCELE00005P) - 0.00 %	0.00
-----------------------------------	------

Elena Coco(COCELE00006P) - 0.00 %	0.00
-----------------------------------	------

Luigi Coco(COCLUI00002A) - 0.00 %	0.00
-----------------------------------	------

<b>Total Foreign Tax Offset Allocated to Members</b>	<b>0.00</b>
--	-------------

# Self-managed superannuation fund annual return **2022**

## Who should complete this annual return?

Only self-managed superannuation funds (SMSFs) can complete this annual return. All other funds must complete the *Fund income tax return 2022* (NAT 71287).

- ❗ The *Self-managed superannuation fund annual return instructions 2022* (NAT 71606) (the instructions) can assist you to complete this annual return.
- ⊖ The SMSF annual return cannot be used to notify us of a change in fund membership. You must update fund details via [ABR.gov.au](http://ABR.gov.au) or complete the Change of details for superannuation entities form (NAT 3036).

## To complete this annual return

- Print clearly, using a BLACK pen only.
- Use BLOCK LETTERS and print one character per box.

S M I T H S T

- Place  in ALL applicable boxes.

### Postal address for annual returns:

**Australian Taxation Office**  
GPO Box 9845  
[insert the name and postcode  
of your capital city]

For example;

**Australian Taxation Office**  
GPO Box 9845  
SYDNEY NSW 2001

## Section A: Fund information

1 **Tax file number (TFN)**

➤ To assist processing, write the fund's TFN at the top of pages 3, 5, 7, 9 and 11.

- ❗ The ATO is authorised by law to request your TFN. You are not obliged to quote your TFN but not quoting it could increase the chance of delay or error in processing your annual return. See the Privacy note in the Declaration.

2 **Name of self-managed superannuation fund (SMSF)**

Histar Superannuation Fund

3 **Australian business number (ABN)** (if applicable)

4 **Current postal address**

Level 1 Mitcham House

1355 Gympie Road

Suburb/town

Aspley

State/territory

QLD

Postcode

4034

5 **Annual return status**

Is this an amendment to the SMSF's 2022 return?

A No  Yes

Is this the first required return for a newly registered SMSF?

B No  Yes

Tax File Number

**6 SMSF auditor**

Auditor's name

Title: Mr  Mrs  Miss  Ms  Other

Family name

First given name

Other given names

SMSF Auditor Number

Auditor's phone number

Postal address

Suburb/town

State/territory

Postcode

Date audit was completed **A**  /  /

Was Part A of the audit report qualified? **B** No  Yes

Was Part B of the audit report qualified? **C** No  Yes

If Part B of the audit report was qualified, have the reported issues been rectified? **D** No  Yes

**7 Electronic funds transfer (EFT)**

We need your self-managed super fund's financial institution details to pay any super payments and tax refunds owing to you.

**A Fund's financial institution account details**

This account is used for super contributions and rollovers. Do not provide a tax agent account here.

Fund BSB number  Fund account number

Fund account name

I would like my tax refunds made to this account.  Go to C.

**B Financial institution account details for tax refunds**

This account is used for tax refunds. You can provide a tax agent account here.

BSB number  Account number

Account name

**C Electronic service address alias**

Provide the electronic service address alias (ESA) issued by your SMSF messaging provider. (For example, SMSFdataESAAlias). See instructions for more information.

Tax File Number

**8 Status of SMSF** Australian superannuation fund **A** No  Yes  Fund benefit structure **B**  Code  
Does the fund trust deed allow acceptance of the Government's Super Co-contribution and Low Income Super Amounts? **C** No  Yes

**9 Was the fund wound up during the income year?**

No  Yes  If yes, provide the date on which the fund was wound up  Day /  Month /  Year Have all tax lodgment and payment obligations been met? No  Yes

**10 Exempt current pension income**

Did the fund pay retirement phase superannuation income stream benefits to one or more members in the income year?

To claim a tax exemption for current pension income, you must pay at least the minimum benefit payment under the law. Record exempt current pension income at Label **A**.

No  Go to Section B: Income.

Yes  Exempt current pension income amount **A** \$

Which method did you use to calculate your exempt current pension income?

Segregated assets method **B**

Unsegregated assets method **C**  Was an actuarial certificate obtained? **D** Yes

Did the fund have any other income that was assessable?

**E** Yes  Go to Section B: Income.

No  Choosing 'No' means that you do not have any assessable income, including no-TFN quoted contributions. Go to Section C: Deductions and non-deductible expenses. (Do **not** complete Section B: Income.)

If you are entitled to claim any tax offsets, you can list these at Section D: Income tax calculation statement.

**Section B: Income**

**Do not complete this section** if all superannuation interests in the SMSF were supporting superannuation income streams in the retirement phase for the **entire year**, there was **no** other income that was assessable, and you **have not** realised a deferred notional gain. If you are entitled to claim any tax offsets, you can record these at Section D: Income tax calculation statement.

**11 Income**

Did you have a capital gains tax (CGT) event during the year? **G** No  Yes

If the total capital loss or total capital gain is greater than \$10,000 or you elected to use the transitional CGT relief in 2017 and the deferred notional gain has been realised, complete and attach a *Capital gains tax (CGT) schedule 2022*.

Have you applied an exemption or rollover? **M** No  Yes

Code

Net capital gain **A** \$

Gross rent and other leasing and hiring income **B** \$

Gross interest **C** \$

Forestry managed investment scheme income **X** \$

Gross foreign income **D1** \$  Net foreign income **D** \$  Loss

Australian franking credits from a New Zealand company **E** \$

Transfers from foreign funds **F** \$  Number

Gross payments where ABN not quoted **H** \$

**Calculation of assessable contributions**

Assessable employer contributions **R1** \$

plus Assessable personal contributions **R2** \$

plus \*\*No-TFN-quoted contributions **R3** \$   
*(an amount must be included even if it is zero)*

less Transfer of liability to life insurance company or PST **R6** \$

Gross distribution from partnerships **I** \$  Loss

\*Unfranked dividend amount **J** \$

\*Franked dividend amount **K** \$

\*Dividend franking credit **L** \$

\*Gross trust distributions **M** \$  Code

**Assessable contributions** **R** \$   
*(R1 plus R2 plus R3 less R6)*

**Calculation of non-arm's length income**

\*Net non-arm's length private company dividends **U1** \$

plus \*Net non-arm's length trust distributions **U2** \$

plus \*Net other non-arm's length income **U3** \$

\*Other income **S** \$  Code

\*Assessable income due to changed tax status of fund **T** \$

**Net non-arm's length income** **U** \$   
*(subject to 45% tax rate) (U1 plus U2 plus U3)*

#This is a mandatory label.

\*If an amount is entered at this label, check the instructions to ensure the correct tax treatment has been applied.

**GROSS INCOME** (Sum of labels **A** to **U**) **W** \$  Loss

Exempt current pension income **Y** \$

**TOTAL ASSESSABLE INCOME** (**W** less **Y**) **V** \$  Loss

## Section C: Deductions and non-deductible expenses

### 12 Deductions and non-deductible expenses

Under 'Deductions' list all expenses and allowances you are entitled to claim a deduction for. Under 'Non-deductible expenses', list all other expenses or normally allowable deductions that you cannot claim as a deduction (for example, all expenses related to exempt current pension income should be recorded in the 'Non-deductible expenses' column).

	DEDUCTIONS		NON-DEDUCTIBLE EXPENSES
Interest expenses within Australia	<b>A1</b> \$ <input style="width: 150px;" type="text"/>		<b>A2</b> \$ <input style="width: 150px;" type="text"/>
Interest expenses overseas	<b>B1</b> \$ <input style="width: 150px;" type="text"/>		<b>B2</b> \$ <input style="width: 150px;" type="text"/>
Capital works expenditure	<b>D1</b> \$ <input style="width: 150px;" type="text"/>		<b>D2</b> \$ <input style="width: 150px;" type="text"/>
Decline in value of depreciating assets	<b>E1</b> \$ <input style="width: 150px;" type="text" value="1,876"/>		<b>E2</b> \$ <input style="width: 150px;" type="text" value="27"/>
Insurance premiums – members	<b>F1</b> \$ <input style="width: 150px;" type="text"/>		<b>F2</b> \$ <input style="width: 150px;" type="text"/>
SMSF auditor fee	<b>H1</b> \$ <input style="width: 150px;" type="text" value="867"/>		<b>H2</b> \$ <input style="width: 150px;" type="text" value="12"/>
Investment expenses	<b>I1</b> \$ <input style="width: 150px;" type="text" value="20,282"/>		<b>I2</b> \$ <input style="width: 150px;" type="text" value="300"/>
Management and administration expenses	<b>J1</b> \$ <input style="width: 150px;" type="text" value="8,322"/>		<b>J2</b> \$ <input style="width: 150px;" type="text" value="115"/>
Forestry managed investment scheme expense	<b>U1</b> \$ <input style="width: 150px;" type="text"/>		<b>U2</b> \$ <input style="width: 150px;" type="text"/>
Other amounts	<b>L1</b> \$ <input style="width: 150px;" type="text"/>	Code <input style="width: 20px;" type="text"/>	<b>L2</b> \$ <input style="width: 150px;" type="text"/>
Tax losses deducted	<b>M1</b> \$ <input style="width: 150px;" type="text"/>		

**TOTAL DEDUCTIONS**

**N** \$

(Total **A1** to **M1**)

**TOTAL NON-DEDUCTIBLE EXPENSES**

**Y** \$

(Total **A2** to **L2**)

**#TAXABLE INCOME OR LOSS**

**O** \$

(TOTAL ASSESSABLE INCOME *less* TOTAL DEDUCTIONS)

Loss

**TOTAL SMSF EXPENSES**

**Z** \$

(**N plus Y**)

#This is a mandatory label.

**Section D: Income tax calculation statement****#Important:**

Section B label **R3**, Section C label **O** and Section D labels **A, T1, J, T5** and **I** are mandatory. If you leave these labels blank, you will have specified a zero amount.

**13 Calculation statement**

Please refer to the *Self-managed superannuation fund annual return instructions 2022* on how to complete the calculation statement.

#Taxable income **A** \$ 208,348*(an amount must be included even if it is zero)*#Tax on taxable income **T1** \$ 31,252.20*(an amount must be included even if it is zero)*#Tax on no-TFN-quoted contributions **J** \$ 0.00*(an amount must be included even if it is zero)*Gross tax **B** \$ 31,252.20*(T1 plus J)*

Foreign income tax offset

**C1** \$ 

Rebates and tax offsets

**C2** \$ 

Non-refundable non-carry forward tax offsets

**C** \$ *(C1 plus C2)*

SUBTOTAL 1

**T2** \$ 31,252.20*(B less C – cannot be less than zero)*

Early stage venture capital limited partnership tax offset

**D1** \$ 0.00

Early stage venture capital limited partnership tax offset carried forward from previous year

**D2** \$ 0.00

Early stage investor tax offset

**D3** \$ 0.00

Early stage investor tax offset carried forward from previous year

**D4** \$ 0.00

Non-refundable carry forward tax offsets

**D** \$ 0.00*(D1 plus D2 plus D3 plus D4)*

SUBTOTAL 2

**T3** \$ 31,252.20*(T2 less D – cannot be less than zero)*

Complying fund's franking credits tax offset

**E1** \$ 

No-TFN tax offset

**E2** \$ 

National rental affordability scheme tax offset

**E3** \$ 

Exploration credit tax offset

**E4** \$ 0.00

Refundable tax offsets

**E** \$ *(E1 plus E2 plus E3 plus E4)*#TAX PAYABLE **T5** \$ 31,252.20*(T3 less E – cannot be less than zero)*

Section 102AAM interest charge

**G** \$

<b>H1</b>	Credit for interest on early payments – amount of interest	<input style="width: 90%;" type="text"/>		
<b>H2</b>	Credit for tax withheld – foreign resident withholding (excluding capital gains)	<input style="width: 90%;" type="text"/>		
<b>H3</b>	Credit for tax withheld – where ABN or TFN not quoted (non-individual)	<input style="width: 90%;" type="text"/>		
<b>H5</b>	Credit for TFN amounts withheld from payments from closely held trusts	<input style="width: 90%;" type="text" value="0.00"/>		
<b>H6</b>	Credit for interest on no-TFN tax offset	<input style="width: 90%;" type="text"/>		
<b>H8</b>	Credit for foreign resident capital gains withholding amounts	<input style="width: 90%;" type="text" value="0.00"/>		
			<b>Eligible credits</b>	
			<b>H</b>	<input style="width: 90%;" type="text"/>
			<small>(H1 plus H2 plus H3 plus H5 plus H6 plus H8)</small>	

<b>#Tax offset refunds</b> <small>(Remainder of refundable tax offsets)</small>	<b>I</b>	<input style="width: 90%;" type="text" value="0.00"/>
<small>(unused amount from label E – an amount must be included even if it is zero)</small>		

**PAYG instalments raised**

**K** \$

**Supervisory levy**

**L** \$

**Supervisory levy adjustment for wound up funds**

**M** \$

**Supervisory levy adjustment for new funds**

**N** \$

<b>AMOUNT DUE OR REFUNDABLE</b> <small>A positive amount at S is what you owe, while a negative amount is refundable to you.</small>	<b>S</b>	<input style="width: 90%;" type="text" value="6,896.20"/>
<small>(T5 plus G less H less I less K plus L less M plus N)</small>		

#This is a mandatory label.

## Section E: Losses

### 14 Losses

**!** If total loss is greater than \$100,000, complete and attach a *Losses schedule 2022*.

Tax losses carried forward to later income years **U** \$

Net capital losses carried forward to later income years **V** \$



Section F: **Member information**

**MEMBER 1**

Title: Mr  Mrs  Miss  Ms  Other

Family name **Coco**

First given name **Antonio** Other given names

Member's TFN **475141100** Date of birth **23/09/1939**

**Contributions** OPENING ACCOUNT BALANCE \$ **7,285.99**

**!** Refer to instructions for completing these labels.

Employer contributions  
**A \$**

ABN of principal employer  
**A1**

Personal contributions  
**B \$**

CGT small business retirement exemption  
**C \$**

CGT small business 15-year exemption amount  
**D \$**

Personal injury election  
**E \$**

Spouse and child contributions  
**F \$**

Other third party contributions  
**G \$**

Proceeds from primary residence disposal  
**H \$**

**H1** Receipt date  /  /

Assessable foreign superannuation fund amount  
**I \$**

Non-assessable foreign superannuation fund amount  
**J \$**

Transfer from reserve: assessable amount  
**K \$**

Transfer from reserve: non-assessable amount  
**L \$**

Contributions from non-complying funds and previously non-complying funds  
**T \$**

Any other contributions (including Super Co-contributions and Low Income Super Amounts)  
**M \$**

**TOTAL CONTRIBUTIONS N \$**   
(Sum of labels **A** to **M**)

**Other transactions**

Accumulation phase account balance  
**S1 \$**  **0.00**

Retirement phase account balance - Non CDBIS  
**S2 \$**  **8,057.52**

Retirement phase account balance - CDBIS  
**S3 \$**  **0.00**

TRIS Count

**CLOSING ACCOUNT BALANCE S \$**  **8,057.52**  
(**S1** plus **S2** plus **S3**)

Allocated earnings or losses  
**O \$**  **2,271.53**  Loss

Inward rollovers and transfers  
**P \$**

Outward rollovers and transfers  
**Q \$**

Lump Sum payments  
**R1 \$**  Code

Income stream payments  
**R2 \$**  **1,500.00** Code  **M**

Accumulation phase value **X1 \$**

Retirement phase value **X2 \$**

Outstanding limited recourse borrowing arrangement amount **Y \$**

**MEMBER 2**

Title: Mr  Mrs  Miss  Ms  Other

Family name **Coco**

First given name **Giuseppe** Other given names

Member's TFN **491031106** Date of birth **15/03/1971**

**Contributions**

OPENING ACCOUNT BALANCE \$ **1,461,765.29**

**!** Refer to instructions for completing these labels.

Employer contributions  
**A \$**

ABN of principal employer  
**A1**

Personal contributions  
**B \$**

CGT small business retirement exemption  
**C \$**

CGT small business 15-year exemption amount  
**D \$**

Personal injury election  
**E \$**

Spouse and child contributions  
**F \$**

Other third party contributions  
**G \$**

Proceeds from primary residence disposal  
**H \$**

**H1** Receipt date  /  /

Assessable foreign superannuation fund amount  
**I \$**

Non-assessable foreign superannuation fund amount  
**J \$**

Transfer from reserve: assessable amount  
**K \$**

Transfer from reserve: non-assessable amount  
**L \$**

Contributions from non-complying funds and previously non-complying funds  
**T \$**

Any other contributions (including Super Co-contributions and Low Income Super Amounts)  
**M \$**

**TOTAL CONTRIBUTIONS N \$**   
(Sum of labels **A** to **M**)

**Other transactions**

Accumulation phase account balance  
**S1 \$**  **1,908,094.47**

Retirement phase account balance - Non CDBIS  
**S2 \$**  **0.00**

Retirement phase account balance - CDBIS  
**S3 \$**  **0.00**

TRIS Count

**CLOSING ACCOUNT BALANCE S \$**  **1,908,094.47**  
(**S1 plus S2 plus S3**)

Allocated earnings or losses  
**O \$**  **446,329.18**  Loss

Inward rollovers and transfers  
**P \$**

Outward rollovers and transfers  
**Q \$**

Lump Sum payments  
**R1 \$**  Code

Income stream payments  
**R2 \$**  Code

Accumulation phase value **X1 \$**

Retirement phase value **X2 \$**

Outstanding limited recourse borrowing arrangement amount **Y \$**

Tax File Number **779219566**

**MEMBER 3**

Title: Mr  Mrs  Miss  Ms  Other

Family name **Coco**

First given name **Elena** Other given names

Member's TFN **475147139** Date of birth **09/12/1950**

Contributions **OPENING ACCOUNT BALANCE \$ 80,290.76**

Refer to instructions for completing these labels.

A \$ Employer contributions

A1 ABN of principal employer

B \$ 55,000.00 Personal contributions

C \$ CGT small business retirement exemption

D \$ CGT small business 15-year exemption amount

E \$ Personal injury election

F \$ Spouse and child contributions

G \$ Other third party contributions

H \$ Proceeds from primary residence disposal

H1 Receipt date / /

I \$ Assessable foreign superannuation fund amount

J \$ Non-assessable foreign superannuation fund amount

K \$ Transfer from reserve: assessable amount

L \$ Transfer from reserve: non-assessable amount

T \$ Contributions from non-complying funds and previously non-complying funds

M \$ Any other contributions (including Super Co-contributions and Low Income Super Amounts)

**TOTAL CONTRIBUTIONS N \$ 55,000.00**  
(Sum of labels A to M)

**Other transactions**

S1 \$ 108,096.04 Accumulation phase account balance

S2 \$ 46,901.35 Retirement phase account balance - Non CDBIS

S3 \$ 0.00 Retirement phase account balance - CDBIS

**CLOSING ACCOUNT BALANCE S \$ 154,997.39**  
(S1 plus S2 plus S3)

O \$ 21,206.63 Allocated earnings or losses  Loss

P \$ Inward rollovers and transfers

Q \$ Outward rollovers and transfers

R1 \$ Lump Sum payments  Code

R2 \$ 1,500.00 Income stream payments  Code

Accumulation phase value **X1 \$**

Retirement phase value **X2 \$**

Outstanding limited recourse borrowing arrangement amount **Y \$**

Tax File Number 779219566

MEMBER 4

Title: Mr [X] Mrs [ ] Miss [ ] Ms [ ] Other [ ]

Family name: Coco

First given name: Luigi Other given names: [ ]

Member's TFN: 489713234

Date of birth: 17/01/1967

Contributions

OPENING ACCOUNT BALANCE \$ 1,458,949.75

Refer to instructions for completing these labels.

A \$ Employer contributions

A1 ABN of principal employer

B \$ Personal contributions

C \$ CGT small business retirement exemption

D \$ CGT small business 15-year exemption amount

E \$ Personal injury election

F \$ Spouse and child contributions

G \$ Other third party contributions

H \$ Proceeds from primary residence disposal

H1 Receipt date [ ] / [ ] / [ ]

I \$ Assessable foreign superannuation fund amount

J \$ Non-assessable foreign superannuation fund amount

K \$ Transfer from reserve: assessable amount

L \$ Transfer from reserve: non-assessable amount

T \$ Contributions from non-complying funds and previously non-complying funds

M \$ Any other contributions (including Super Co-contributions and Low Income Super Amounts)

TOTAL CONTRIBUTIONS N \$ (Sum of labels A to M)

Other transactions

S1 \$ Accumulation phase account balance 1,904,359.58

S2 \$ Retirement phase account balance - Non CDBIS 0.00

S3 \$ Retirement phase account balance - CDBIS 0.00

0 TRIS Count

CLOSING ACCOUNT BALANCE S \$ 1,904,359.58 (S1 plus S2 plus S3)

O \$ Allocated earnings or losses 445,409.83 Loss [ ]

P \$ Inward rollovers and transfers

Q \$ Outward rollovers and transfers

R1 \$ Lump Sum payments Code [ ]

R2 \$ Income stream payments Code [ ]

Accumulation phase value X1 \$

Retirement phase value X2 \$

Outstanding limited recourse borrowing arrangement amount Y \$

**Section H: Assets and liabilities**

**15 ASSETS**

**15a Australian managed investments**

Listed trusts **A** \$

Unlisted trusts **B** \$

Insurance policy **C** \$

Other managed investments **D** \$

**15b Australian direct investments**

Cash and term deposits **E** \$

<p><b>Limited recourse borrowing arrangements</b></p> <p>Australian residential real property <b>J1</b> \$ <input type="text"/></p> <p>Australian non-residential real property <b>J2</b> \$ <input type="text"/></p> <p>Overseas real property <b>J3</b> \$ <input type="text"/></p> <p>Australian shares <b>J4</b> \$ <input type="text"/></p> <p>Overseas shares <b>J5</b> \$ <input type="text"/></p> <p>Other <b>J6</b> \$ <input type="text"/></p> <p>Property count <b>J7</b> <input type="text"/></p>	<p>Debt securities <b>F</b> \$ <input type="text"/></p> <p>Loans <b>G</b> \$ <input type="text"/></p> <p>Listed shares <b>H</b> \$ <input type="text"/></p> <p>Unlisted shares <b>I</b> \$ <input type="text"/></p> <p>Limited recourse borrowing arrangements <b>J</b> \$ <input type="text"/></p> <p>Non-residential real property <b>K</b> \$ <input type="text"/></p> <p>Residential real property <b>L</b> \$ <input type="text" value="3,336,667"/></p> <p>Collectables and personal use assets <b>M</b> \$ <input type="text"/></p> <p>Other assets <b>O</b> \$ <input type="text" value="36,193"/></p>
---	--

**15c Other investments**

Crypto-Currency **N** \$

**15d Overseas direct investments**

Overseas shares **P** \$

Overseas non-residential real property **Q** \$

Overseas residential real property **R** \$

Overseas managed investments **S** \$

Other overseas assets **T** \$

**TOTAL AUSTRALIAN AND OVERSEAS ASSETS** **U** \$   
(Sum of labels **A** to **T**)

**15e In-house assets**

Did the fund have a loan to, lease to or investment in, related parties (known as in-house assets) at the end of the income year? **A** No  Yes  \$

**15f Limited recourse borrowing arrangements**

If the fund had an LRBA were the LRBA borrowings from a licensed financial institution? **A** No  Yes

Did the members or related parties of the fund use personal guarantees or other security for the LRBA? **B** No  Yes

**16 LIABILITIES**

Borrowings for limited recourse borrowing arrangements				
<b>V1</b> \$	<input style="width: 100%;" type="text"/>			
Permissible temporary borrowings				
<b>V2</b> \$	<input style="width: 100%;" type="text"/>			
Other borrowings				
<b>V3</b> \$	<input style="width: 100%;" type="text"/>	Borrowings	<b>V</b> \$	<input style="width: 100%;" type="text"/>
Total member closing account balances (total of all <b>CLOSING ACCOUNT BALANCES</b> from Sections F and G)				
		<b>W</b> \$		3,975,509
		Reserve accounts	<b>X</b> \$	<input style="width: 100%;" type="text"/>
		Other liabilities	<b>Y</b> \$	79,099
<b>TOTAL LIABILITIES</b>		<b>Z</b> \$		4,054,608

**Section I: Taxation of financial arrangements**

**17 Taxation of financial arrangements (TOFA)**

Total TOFA gains **H** \$

Total TOFA losses **I** \$

**Section J: Other information**

**Family trust election status**

If the trust or fund has made, or is making, a family trust election, write the four-digit **income year specified** of the election (for example, for the 2021–22 income year, write **2022**). **A**

If revoking or varying a family trust election, print **R** for revoke or print **V** for variation, and complete and attach the *Family trust election, revocation or variation 2022*. **B**

**Interposed entity election status**

If the trust or fund has an existing election, write the earliest income year specified. If the trust or fund is making one or more elections this year, write the earliest income year being specified and complete an *Interposed entity election or revocation 2022* for each election. **C**

If revoking an interposed entity election, print **R**, and complete and attach the *Interposed entity election or revocation 2022*. **D**

**Section K: Declarations**

 Penalties may be imposed for false or misleading information in addition to penalties relating to any tax shortfalls.

**Important**

Before making this declaration check to ensure that all income has been disclosed and the annual return, all attached schedules and any additional documents are true and correct in every detail. If you leave labels blank, you will have specified a zero amount or the label was not applicable to you. If you are in doubt about any aspect of the annual return, place all the facts before the ATO.

**Privacy**

The ATO is authorised by the *Taxation Administration Act 1953* to request the provision of tax file numbers (TFNs). We will use the TFN to identify the entity in our records. It is not an offence not to provide the TFN. However if you do not provide the TFN, the processing of this form may be delayed.

Taxation law authorises the ATO to collect information and disclose it to other government agencies. For information about your privacy go to [ato.gov.au/privacy](http://ato.gov.au/privacy)

**TRUSTEE'S OR DIRECTOR'S DECLARATION:**

I declare that, the current trustees and directors have authorised this annual return and it is documented as such in the SMSF's records. I have received a copy of the audit report and are aware of any matters raised therein. The information on this annual return, including any attached schedules and additional documentation is true and correct.

Authorised trustee's, director's or public officer's signature

Date  /  /

**Preferred trustee or director contact details:**

Title: Mr  Mrs  Miss  Ms  Other

Family name

**Coco**

First given name

**Luigi**

Other given names

Phone number

Email address

Non-individual trustee name (if applicable)

ABN of non-individual trustee

Time taken to prepare and complete this annual return  Hrs

 The Commissioner of Taxation, as Registrar of the Australian Business Register, may use the ABN and business details which you provide on this annual return to maintain the integrity of the register. For further information, refer to the instructions.

**TAX AGENT'S DECLARATION:**

I declare that the *Self-managed superannuation fund annual return 2022* has been prepared in accordance with information provided by the trustees, that the trustees have given me a declaration stating that the information provided to me is true and correct, and that the trustees have authorised me to lodge this annual return.

Tax agent's signature

Date  /  /

**Tax agent's contact details**

Title: Mr  Mrs  Miss  Ms  Other

Family name

**Greco**

First given name

**Sam**

Other given names

Tax agent's practice

**Sam Greco & Co**

Tax agent's phone number

**07 32635200**

Reference number

**HIST0001**

Tax agent number

**74856004**

# Capital gains tax (CGT) schedule

# 2022

## When completing this form

- Print clearly, using a black or dark blue pen only.
- Use BLOCK LETTERS and print one character in each box.

S M I T H S T

- Do not use correction fluid or covering stickers.
- Sign next to any corrections with your **full signature** (not initials).

- Use in conjunction with company, trust, fund income tax return or the self-managed superannuation fund annual return.
- Refer to the *Guide to capital gains tax 2022* available on our website at [ato.gov.au](http://ato.gov.au) for instructions on how to complete this schedule.

**Tax file number (TFN)**

- !** We are authorised by law to request your TFN. You do not have to quote your TFN. However, if you don't it could increase the chance of delay or error in processing your form.

**Australian business number (ABN)**

## Taxpayer's name

Histar Superannuation Fund

## 1 Current year capital gains and capital losses

	Capital gain	Capital loss
Shares in companies listed on an Australian securities exchange	<b>A \$</b> <input type="text"/>	<b>K \$</b> <input type="text"/>
Other shares	<b>B \$</b> <input type="text"/>	<b>L \$</b> <input type="text"/>
Units in unit trusts listed on an Australian securities exchange	<b>C \$</b> <input type="text"/>	<b>M \$</b> <input type="text"/>
Other units	<b>D \$</b> <input type="text"/>	<b>N \$</b> <input type="text"/>
Real estate situated in Australia	<b>E \$</b> <input type="text"/>	<b>O \$</b> <input type="text"/>
Other real estate	<b>F \$</b> <input type="text"/>	<b>P \$</b> <input type="text"/>
Amount of capital gains from a trust (including a managed fund)	<b>G \$</b> <input type="text"/>	
Collectables	<b>H \$</b> <input type="text"/>	<b>Q \$</b> <input type="text"/>
Other CGT assets and any other CGT events	<b>I \$</b> <input type="text"/>	<b>R \$</b> <input type="text"/>
Amount of capital gain previously deferred under transitional CGT relief for superannuation funds	<b>S \$</b> <input type="text" value="0"/>	
<b>Total current year capital gains</b>	<b>J \$</b> <input type="text"/>	

Add the amounts at labels **K** to **R** and write the total in item 2 label **A** – **Total current year capital losses**.



Tax File Number **2 Capital losses**Total current year capital losses **A** \$ Total current year capital losses applied **B** \$ Total prior year net capital losses applied **C** \$ Total capital losses transferred in applied  
(only for transfers involving a foreign bank branch or  
permanent establishment of a foreign financial entity) **D** \$ Total capital losses applied **E** \$ Add amounts at **B**, **C** and **D**.**3 Unapplied net capital losses carried forward**Net capital losses from collectables carried forward to later income years **A** \$ Other net capital losses carried forward to later income years **B** \$ Add amounts at **A** and **B** and transfer the total  
to label **V** – **Net capital losses carried forward  
to later income years** on your tax return.**4 CGT discount**Total CGT discount applied **A** \$ **5 CGT concessions for small business**Small business active asset reduction **A** \$ Small business retirement exemption **B** \$ Small business rollover **C** \$ Total small business concessions applied **D** \$ **6 Net capital gain**Net capital gain **A** \$ **1J** less **2E** less **4A** less **5D** (cannot be less than  
zero). Transfer the amount at **A** to label **A** – **Net  
capital gain** on your tax return.

Tax File Number 779219566

**7 Earnout arrangements**

Are you a party to an earnout arrangement? **A** Yes, as a buyer  Yes, as a seller  No   
 (Print  in the appropriate box.)

**!** If you are a party to more than one earnout arrangement, copy and attach a separate sheet to this schedule providing the details requested here for each additional earnout arrangement.

How many years does the earnout arrangement run for? **B**

What year of that arrangement are you in? **C**

If you are the seller, what is the total estimated capital proceeds from the earnout arrangement? **D** \$

Amount of any capital gain or loss you made under your non-qualifying arrangement in the income year. **E** \$  /  <sup>LOSS</sup>

**!** **Request for amendment**

If you received or provided a financial benefit under a look-through earnout right created in an earlier income year and you wish to seek an amendment to that earlier income year, complete the following:

Income year earnout right created **F**

Amended net capital gain or capital losses carried forward **G** \$  /  <sup>LOSS</sup>

**8 Other CGT information required (if applicable)**

Small business 15 year exemption – exempt capital gains **A** \$  /  <sup>CODE</sup>

Capital gains disregarded by a foreign resident **B** \$

Capital gains disregarded as a result of a scrip for scrip rollover **C** \$

Capital gains disregarded as a result of an inter-company asset rollover **D** \$

Capital gains disregarded by a demerging entity **E** \$

Tax File Number 

## Taxpayer's declaration

**!** If the schedule is not lodged with the income tax return you are required to sign and date the schedule.

### Important

Before making this declaration check to ensure that all the information required has been provided on this form and any attachments to this form, and that the information provided is true and correct in every detail. If you are in doubt about any aspect of the tax return, place all the facts before the ATO. The income tax law imposes heavy penalties for false or misleading statements.

### Privacy

Taxation law authorises the ATO to collect information and disclose it to other government agencies. This includes personal information of the person authorised to sign the declaration. For information about your privacy go to [ato.gov.au/privacy](http://ato.gov.au/privacy)

*I declare that the information on this form is true and correct.*

Signature

Date

Day	Month	Year
<input type="text"/>	<input type="text"/>	<input type="text"/>

Contact name

Luigi Coco

Daytime contact number (include area code)

## Losses schedule

# 2022

Companies and trusts that do not join consolidated groups should complete and attach this schedule to their 2022 tax return. Superannuation funds should complete and attach this schedule to their 2022 tax return.

Print neatly in BLOCK LETTERS with a black or blue ballpoint pen only. Print one letter or number in each box. Do not use correction fluid or tape.

Place  in all applicable boxes.

Refer to *Losses schedule instructions 2022*, available on our website [ato.gov.au](http://ato.gov.au) for instructions on how to complete this schedule.

Tax file number (TFN)

779219566

Name of entity

Histar Superannuation Fund

Australian business number

34070700725

### Part A – Losses carried forward to the 2022–23 income year – excludes film losses

#### 1 Tax losses carried forward to later income years

Year of loss	
2021–22	<b>B</b> <input type="text"/>
2020–21	<b>C</b> <input type="text"/>
2019–20	<b>D</b> <input type="text"/>
2018–19	<b>E</b> <input type="text"/>
2017–18	<b>F</b> <input type="text"/>
2016–17 and earlier income years	<b>G</b> <input type="text"/>
<b>Total</b>	<b>U</b> <input type="text"/>

Transfer the amount at **U** to the **Tax losses carried forward to later income years** label on your tax return.

#### 2 Net capital losses carried forward to later income years

Year of loss	
2021–22	<b>H</b> <input type="text"/>
2020–21	<b>I</b> <input type="text"/>
2019–20	<b>J</b> <input type="text"/>
2018–19	<b>K</b> <input type="text"/>
2017–18	<b>L</b> <input type="text"/>
2016–17 and earlier income years	<b>M</b> <input type="text"/>
<b>Total</b>	<b>V</b> <input type="text"/>

Transfer the amount at **V** to the **Net capital losses carried forward to later income years** label on your tax return.

Tax File Number 779219566**Part B – Ownership and business continuity test** – company and listed widely held trust only

Complete item 3 of **Part B** if a loss is being carried forward to later income years and the business continuity test has to be satisfied in relation to that loss.

Do not complete items 1 or 2 of **Part B** if, in the 2021–22 income year, no loss has been claimed as a deduction, applied against a net capital gain or, in the case of companies, losses have not been transferred in or out.

**1 Whether continuity of majority ownership test passed**

**Note:** If the entity has deducted, applied, transferred in or transferred out (as applicable) in the 2021–22 income year a loss incurred in any of the listed years, print **X** in the **Yes** or **No** box to indicate whether the entity has satisfied the continuity of majority ownership test in respect of that loss.

Year of loss		Yes	No
2021–22	<b>A</b>	<input type="checkbox"/>	<input type="checkbox"/>
2020–21	<b>B</b>	<input type="checkbox"/>	<input type="checkbox"/>
2019–20	<b>C</b>	<input type="checkbox"/>	<input type="checkbox"/>
2018–19	<b>D</b>	<input type="checkbox"/>	<input type="checkbox"/>
2017–18	<b>E</b>	<input type="checkbox"/>	<input type="checkbox"/>
2016–17 and earlier income years	<b>F</b>	<input type="checkbox"/>	<input type="checkbox"/>

**2 Amount of losses deducted/applied for which the continuity of majority ownership test is not passed but the business continuity test is satisfied** – excludes film lossesTax losses **G** Net capital losses **H** **3 Losses carried forward for which the business continuity test must be satisfied before they can be deducted/applied in later years** – excludes film lossesTax losses **I** Net capital losses **J** **4 Do current year loss provisions apply?**

Is the company required to calculate its taxable income or tax loss for the year under Subdivision 165-B or its net capital gain or net capital loss for the year under Subdivision 165-CB of the *Income Tax Assessment Act 1997* (ITAA 1997)?

**K** Yes  No **Part C – Unrealised losses** – company only

**Note:** These questions relate to the operation of Subdivision 165-CC of ITAA 1997.

Has a changeover time occurred in relation to the company after 1.00pm by legal time in the Australian Capital Territory on 11 November 1999?

**L** Yes  No 

If you printed **X** in the **No** box at **L**, do not complete **M**, **N** or **O**.

At the changeover time did the company satisfy the maximum net asset value test under section 152-15 of ITAA 1997?

**M** Yes  No 

If you printed **X** in the **No** box at **M**, has the company determined it had an unrealised net loss at the changeover time?

**N** Yes  No 

If you printed **X** in the **Yes** box at **N**, what was the amount of unrealised net loss calculated under section 165-115E of ITAA 1997?

**O**

Tax File Number **Part D – Life insurance companies**Complying superannuation class tax losses carried forward to later income years **P** Complying superannuation net capital losses carried forward to later income years **Q** **Part E – Controlled foreign company losses**Current year CFC losses **M** CFC losses deducted **N** CFC losses carried forward **O** **Part F – Tax losses reconciliation statement**Balance of tax losses brought forward from the prior income year **A** **ADD** Uplift of tax losses of designated infrastructure project entities **B** **SUBTRACT** Net forgiven amount of debt **C** **ADD** Tax loss incurred (if any) during current year **D** **ADD** Tax loss amount from conversion of excess franking offsets **E** **SUBTRACT** Net exempt income **F** **SUBTRACT** Tax losses forgone **G** **SUBTRACT** Tax losses deducted **H** **SUBTRACT** Tax losses transferred out under Subdivision 170-A  
(only for transfers involving a foreign bank branch or a PE of a foreign financial entity) **I** Total tax losses carried forward to later income years **J**

**Tax File Number**

**If the schedule is not lodged with the income tax return you are required to sign and date the schedule.**

**Important**

Before making this declaration check to ensure that all the information required has been provided on this form and any attachments to this form, and that the information provided is true and correct in every detail. If you are in doubt about any aspect of the tax return, place all the facts before the ATO. The income tax law imposes heavy penalties for false or misleading statements.

**Privacy**

Taxation law authorises the ATO to collect information and disclose it to other government agencies. This includes personal information of the person authorised to sign the declaration. For information about your privacy go to [ato.gov.au/privacy](http://ato.gov.au/privacy)

**Taxpayer's declaration**

*I declare that the information on this form is true and correct.*

Signature

Date  /  /

Contact person

Daytime contact number (include area code)

# Histar Superannuation Fund

## General Ledger

As at 30 June 2022

Transaction Date	Description	Units	Debit	Credit	Balance \$
<b>Contributions (24200)</b>					
<u>(Contributions) Coco, Elena - Accumulation (COCELE00003A)</u>					
14/06/2022	ANZ INTERNET BANKING FUNDS TFER TRANSFER 967296 FROM 499172644			27,500.00	27,500.00 CR
22/06/2022	ANZ INTERNET BANKING FUNDS TFER TRANSFER 261640 FROM 499172644			27,500.00	55,000.00 CR
				<b>55,000.00</b>	<b>55,000.00 CR</b>
<b>Changes in Market Values of Investments (24700)</b>					
<u>Changes in Market Values of Investments (24700)</u>					
30/06/2022	Revaluation - 30/06/2022 @ \$505,000.000000 (Exit) - 1.000000 Units on hand (HIS0006)			165,869.37	165,869.37 CR
30/06/2022	Revaluation - 30/06/2022 @ \$1,466,667.000000 (Exit) - 1.000000 Units on hand (HIS0005)			48,035.15	213,904.52 CR
30/06/2022	Revaluation - 30/06/2022 @ \$640,000.000000 (Exit) - 1.000000 Units on hand (HIS0007)			242,500.00	456,404.52 CR
30/06/2022	Revaluation - 30/06/2022 @ \$2,430.600000 (Exit) - 1.000000 Units on hand (HIST0001_CARPORT-8LY)		0.04		456,404.48 CR
30/06/2022	Revaluation - 30/06/2022 @ \$725,000.000000 (Exit) - 1.000000 Units on hand (HIS0001)			306,531.97	762,936.45 CR
				<b>0.04</b>	<b>762,936.49</b>
					<b>762,936.45 CR</b>
<b>Interest Received (25000)</b>					
<u>ANZ Business Online Saver (ANZ198092405)</u>					
30/07/2021	CREDIT INTEREST PAID			18.97	18.97 CR
31/08/2021	CREDIT INTEREST PAID			20.84	39.81 CR
30/09/2021	CREDIT INTEREST PAID			20.55	60.36 CR
29/10/2021	CREDIT INTEREST PAID			8.71	69.07 CR
30/11/2021	CREDIT INTEREST PAID			4.74	73.81 CR
31/12/2021	CREDIT INTEREST PAID			4.64	78.45 CR
31/01/2022	CREDIT INTEREST PAID			4.65	83.10 CR
28/02/2022	CREDIT INTEREST PAID			4.24	87.34 CR
31/03/2022	CREDIT INTEREST PAID			4.80	92.14 CR
29/04/2022	CREDIT INTEREST PAID			4.61	96.75 CR
31/05/2022	CREDIT INTEREST PAID			5.07	101.82 CR
30/06/2022	CREDIT INTEREST PAID			15.23	117.05 CR
				<b>117.05</b>	<b>117.05 CR</b>
<u>ATO Interest (HIST0001_ATOINTEREST)</u>					
15/03/2022	TRANSFER FROM ATO ATO009000016017884			1.23	1.23 CR
				<b>1.23</b>	<b>1.23 CR</b>
<b>Property Income (28000)</b>					
<u>8 Lynch St, Elimbah (HIS0001)</u>					
01/07/2021	ANZ INTERNET BANKING TRANSFER RENT PAYMENT CPMS			400.33	400.33 CR
15/07/2021	ANZ INTERNET BANKING TRANSFER RENT PAYMENT CPMS			400.33	800.66 CR
15/07/2021	ANZ INTERNET BANKING TRANSFER RENT PAYMENT CPMS			501.39	1,302.05 CR
03/08/2021	ANZ INTERNET BANKING TRANSFER			400.33	1,702.38 CR



## Histar Superannuation Fund

# General Ledger

As at 30 June 2022

Transaction Date	Description	Units	Debit	Credit	Balance \$
	RENT PAYMENT ANZ				
16/08/2021	ANZ INTERNET BANKING TRANSFER RENT PAYMENT ANZ			800.66	2,503.04 CR
01/09/2021	ANZ INTERNET BANKING TRANSFER RENT PAYMENT ANZ			300.62	2,803.66 CR
15/09/2021	ANZ INTERNET BANKING TRANSFER RENT PAYMENT ANZ			400.33	3,203.99 CR
01/10/2021	ANZ INTERNET BANKING TRANSFER RENT PAYMENT ANZ			400.33	3,604.32 CR
18/10/2021	ANZ INTERNET BANKING TRANSFER RENT PAYMENT ANZ			400.33	4,004.65 CR
01/11/2021	ANZ INTERNET BANKING TRANSFER RENT PAYMENT ANZ			400.33	4,404.98 CR
01/12/2021	ANZ INTERNET BANKING TRANSFER RENT PAYMENT ANZ			404.98	4,809.96 CR
15/12/2021	ANZ INTERNET BANKING TRANSFER RENT PAYMENT ANZ			496.03	5,305.99 CR
18/01/2022	ANZ INTERNET BANKING TRANSFER RENT PAYMENT ANZ			678.92	5,984.91 CR
15/02/2022	ANZ INTERNET BANKING TRANSFER RENT PAYMENT ANZ			924.53	6,909.44 CR
01/03/2022	ANZ INTERNET BANKING TRANSFER RENT PAYMENT ANZ			409.64	7,319.08 CR
15/03/2022	ANZ INTERNET BANKING TRANSFER RENT PAYMENT ANZ			409.64	7,728.72 CR
01/04/2022	ANZ INTERNET BANKING TRANSFER RENT PAYMENT ANZ			409.64	8,138.36 CR
19/04/2022	ANZ INTERNET BANKING TRANSFER RENT PAYMENT ANZ			409.64	8,548.00 CR
03/05/2022	ANZ INTERNET BANKING TRANSFER RENT PAYMENT ANZ			409.64	8,957.64 CR
30/06/2022	GROSS UP AGENT EXPENSES 8 LYNCH STREET			2,148.11	11,105.75 CR
				<b>11,105.75</b>	<b>11,105.75 CR</b>
<u>235 Bartholemew Rd (HIS0005)</u>					
04/07/2021	ANZ INTERNET BANKING TRANSFER RENT SUNSHINE EMPLOYM			109.09	109.09 CR
04/07/2021	ANZ INTERNET BANKING TRANSFER RENT SUNSHINE EMPLOYM			109.09	218.18 CR
04/07/2021	ANZ INTERNET BANKING TRANSFER RENT SUNSHINE EMPLOYM			118.18	336.36 CR
04/07/2021	ANZ INTERNET BANKING TRANSFER RENT SUNSHINE EMPLOYM			118.18	454.54 CR
04/07/2021	ANZ INTERNET BANKING TRANSFER RENT SUNSHINE EMPLOYM			118.18	572.72 CR
10/07/2021	ANZ INTERNET BANKING FUNDS TFER TRANSFER 722625 FROM 499172644			4,018.18	4,590.90 CR
10/07/2021	ANZ INTERNET BANKING FUNDS TFER TRANSFER 722557 FROM 499172644			4,018.18	8,609.08 CR
11/07/2021	ANZ INTERNET BANKING TRANSFER RENT SUNSHINE EMPLOYM			118.18	8,727.26 CR
11/07/2021	ANZ INTERNET BANKING TRANSFER RENT SUNSHINE EMPLOYM			109.09	8,836.35 CR
11/07/2021	ANZ INTERNET BANKING TRANSFER RENT SUNSHINE EMPLOYM			109.09	8,945.44 CR
11/07/2021	ANZ INTERNET BANKING TRANSFER RENT SUNSHINE EMPLOYM			118.18	9,063.62 CR
15/07/2021	ANZ INTERNET BANKING FUNDS TFER TRANSFER 303031 FROM 499172644			4,018.18	13,081.80 CR
15/07/2021	ANZ INTERNET BANKING FUNDS TFER TRANSFER 303412 FROM 499172644			4,418.18	17,499.98 CR
18/07/2021	ANZ INTERNET BANKING TRANSFER RENT SUNSHINE EMPLOYM			118.18	17,618.16 CR
18/07/2021	ANZ INTERNET BANKING TRANSFER			109.09	17,727.25 CR

## Histar Superannuation Fund

# General Ledger

As at 30 June 2022

Transaction Date	Description	Units	Debit	Credit	Balance \$
	RENT SUNSHINE EMPLOYM				
18/07/2021	ANZ INTERNET BANKING TRANSFER RENT SUNSHINE EMPLOYM			118.18	17,845.43 CR
18/07/2021	ANZ INTERNET BANKING TRANSFER RENT SUNSHINE EMPLOYM			109.09	17,954.52 CR
18/07/2021	ANZ INTERNET BANKING TRANSFER RENT SUNSHINE EMPLOYM			118.18	18,072.70 CR
25/07/2021	ANZ INTERNET BANKING TRANSFER RENT SUNSHINE EMPLOYM			118.18	18,190.88 CR
25/07/2021	ANZ INTERNET BANKING TRANSFER RENT SUNSHINE EMPLOYM			118.18	18,309.06 CR
25/07/2021	ANZ INTERNET BANKING TRANSFER RENT SUNSHINE EMPLOYM			109.09	18,418.15 CR
25/07/2021	ANZ INTERNET BANKING TRANSFER RENT SUNSHINE EMPLOYM			109.09	18,527.24 CR
25/07/2021	ANZ INTERNET BANKING TRANSFER RENT SUNSHINE EMPLOYM			118.18	18,645.42 CR
25/07/2021	ANZ INTERNET BANKING TRANSFER RENT SUNSHINE EMPLOYM			118.18	18,763.60 CR
31/07/2021	July 2021 - Mystar's share of 235 Bartholomew Road and Signage Income transferred from Income to Mystar's loan account		6,254.55		12,509.05 CR
01/08/2021	ANZ INTERNET BANKING TRANSFER RENT SUNSHINE EMPLOYM			118.18	12,627.23 CR
01/08/2021	ANZ INTERNET BANKING TRANSFER RENT SUNSHINE EMPLOYM			118.18	12,745.41 CR
01/08/2021	ANZ INTERNET BANKING TRANSFER RENT SUNSHINE EMPLOYM			118.18	12,863.59 CR
01/08/2021	ANZ INTERNET BANKING TRANSFER RENT SUNSHINE EMPLOYM			118.18	12,981.77 CR
01/08/2021	ANZ INTERNET BANKING TRANSFER RENT SUNSHINE EMPLOYM			109.09	13,090.86 CR
01/08/2021	ANZ INTERNET BANKING TRANSFER RENT SUNSHINE EMPLOYM			109.09	13,199.95 CR
08/08/2021	ANZ INTERNET BANKING TRANSFER RENT SUNSHINE EMPLOYM			109.09	13,309.04 CR
08/08/2021	ANZ INTERNET BANKING TRANSFER RENT SUNSHINE EMPLOYM			118.18	13,427.22 CR
08/08/2021	ANZ INTERNET BANKING TRANSFER RENT SUNSHINE EMPLOYM			109.09	13,536.31 CR
08/08/2021	ANZ INTERNET BANKING TRANSFER RENT SUNSHINE EMPLOYM			118.18	13,654.49 CR
08/08/2021	ANZ INTERNET BANKING TRANSFER RENT SUNSHINE EMPLOYM			118.18	13,772.67 CR
08/08/2021	ANZ INTERNET BANKING TRANSFER RENT SUNSHINE EMPLOYM			118.18	13,890.85 CR
08/08/2021	ANZ INTERNET BANKING FUNDS TFER TRANSFER 567676 FROM 499172644			4,018.18	17,909.03 CR
08/08/2021	ANZ INTERNET BANKING FUNDS TFER TRANSFER 567373 FROM 499172644			4,018.18	21,927.21 CR
15/08/2021	ANZ INTERNET BANKING TRANSFER RENT SUNSHINE EMPLOYM			109.09	22,036.30 CR
15/08/2021	ANZ INTERNET BANKING TRANSFER RENT SUNSHINE EMPLOYM			109.09	22,145.39 CR
15/08/2021	ANZ INTERNET BANKING TRANSFER RENT SUNSHINE EMPLOYM			118.18	22,263.57 CR
15/08/2021	ANZ INTERNET BANKING TRANSFER RENT SUNSHINE EMPLOYM			118.18	22,381.75 CR
15/08/2021	ANZ INTERNET BANKING TRANSFER RENT SUNSHINE EMPLOYM			118.18	22,499.93 CR
18/08/2021	ANZ INTERNET BANKING FUNDS TFER TRANSFER 883434 FROM 499172644			4,018.18	26,518.11 CR
18/08/2021	ANZ INTERNET BANKING FUNDS TFER TRANSFER 883288 FROM 499172644			4,018.18	30,536.29 CR

# Histar Superannuation Fund

## General Ledger

As at 30 June 2022

Transaction Date	Description	Units	Debit	Credit	Balance \$
22/08/2021	ANZ INTERNET BANKING TRANSFER RENT SUNSHINE EMPLOYM			118.18	30,654.47 CR
22/08/2021	ANZ INTERNET BANKING TRANSFER RENT SUNSHINE EMPLOYM			109.09	30,763.56 CR
22/08/2021	ANZ INTERNET BANKING TRANSFER RENT SUNSHINE EMPLOYM			109.09	30,872.65 CR
22/08/2021	ANZ INTERNET BANKING TRANSFER RENT SUNSHINE EMPLOYM			118.18	30,990.83 CR
22/08/2021	ANZ INTERNET BANKING TRANSFER RENT SUNSHINE EMPLOYM			118.18	31,109.01 CR
29/08/2021	ANZ INTERNET BANKING TRANSFER RENT SUNSHINE EMPLOYM			109.09	31,218.10 CR
29/08/2021	ANZ INTERNET BANKING TRANSFER RENT SUNSHINE EMPLOYM			109.09	31,327.19 CR
29/08/2021	ANZ INTERNET BANKING TRANSFER RENT SUNSHINE EMPLOYM			118.18	31,445.37 CR
29/08/2021	ANZ INTERNET BANKING TRANSFER RENT SUNSHINE EMPLOYM			118.18	31,563.55 CR
29/08/2021	ANZ INTERNET BANKING TRANSFER RENT SUNSHINE EMPLOYM			118.18	31,681.73 CR
31/08/2021	Aug 2021 - Mystar's share of 235 Bartholomew Road and Signage Income transferred from Income to Mystar's loan account		6,390.91		25,290.82 CR
01/09/2021	ANZ INTERNET BANKING FUNDS TFER TRANSFER 280348 FROM 499172644			4,018.18	29,309.00 CR
01/09/2021	ANZ INTERNET BANKING FUNDS TFER TRANSFER 279767 FROM 499172644			4,018.18	33,327.18 CR
05/09/2021	ANZ INTERNET BANKING TRANSFER RENT SUNSHINE EMPLOYM			118.18	33,445.36 CR
05/09/2021	ANZ INTERNET BANKING TRANSFER RENT SUNSHINE EMPLOYM			118.18	33,563.54 CR
05/09/2021	ANZ INTERNET BANKING TRANSFER RENT SUNSHINE EMPLOYM			109.09	33,672.63 CR
05/09/2021	ANZ INTERNET BANKING TRANSFER RENT SUNSHINE EMPLOYM			45.45	33,718.08 CR
05/09/2021	ANZ INTERNET BANKING TRANSFER RENT SUNSHINE EMPLOYM			109.09	33,827.17 CR
12/09/2021	ANZ INTERNET BANKING TRANSFER RENT SUNSHINE EMPLOYM			109.09	33,936.26 CR
12/09/2021	ANZ INTERNET BANKING TRANSFER RENT SUNSHINE EMPLOYM			118.18	34,054.44 CR
12/09/2021	ANZ INTERNET BANKING TRANSFER RENT SUNSHINE EMPLOYM			118.18	34,172.62 CR
12/09/2021	ANZ INTERNET BANKING TRANSFER RENT SUNSHINE EMPLOYM			118.18	34,290.80 CR
12/09/2021	ANZ INTERNET BANKING TRANSFER RENT SUNSHINE EMPLOYM			109.09	34,399.89 CR
19/09/2021	ANZ INTERNET BANKING TRANSFER RENT SUNSHINE EMPLOYM			118.18	34,518.07 CR
19/09/2021	ANZ INTERNET BANKING TRANSFER RENT SUNSHINE EMPLOYM			109.09	34,627.16 CR
19/09/2021	ANZ INTERNET BANKING TRANSFER RENT SUNSHINE EMPLOYM			118.18	34,745.34 CR
19/09/2021	ANZ INTERNET BANKING TRANSFER RENT SUNSHINE EMPLOYM			109.09	34,854.43 CR
19/09/2021	ANZ INTERNET BANKING FUNDS TFER TRANSFER 546779 FROM 499172644			4,018.18	38,872.61 CR
19/09/2021	ANZ INTERNET BANKING FUNDS TFER TRANSFER 546695 FROM 499172644			4,018.18	42,890.79 CR
26/09/2021	ANZ INTERNET BANKING TRANSFER RENT SUNSHINE EMPLOYM			109.09	42,999.88 CR
26/09/2021	ANZ INTERNET BANKING TRANSFER RENT SUNSHINE EMPLOYM			118.18	43,118.06 CR
26/09/2021	ANZ INTERNET BANKING TRANSFER RENT SUNSHINE EMPLOYM			109.09	43,227.15 CR

## Histar Superannuation Fund

# General Ledger

As at 30 June 2022

Transaction Date	Description	Units	Debit	Credit	Balance \$
26/09/2021	ANZ INTERNET BANKING TRANSFER RENT SUNSHINE EMPLOYM			118.18	43,345.33 CR
29/09/2021	ANZ INTERNET BANKING FUNDS TFER TRANSFER 578014 FROM 499172644			4,018.18	47,363.51 CR
29/09/2021	ANZ INTERNET BANKING FUNDS TFER TRANSFER 577684 FROM 499172644			4,018.18	51,381.69 CR
30/09/2021	September 2021 - Myster's share of 235 Bartholomew Road and Signage Income transferred from Income to Myster's loan account		8,696.97		42,684.72 CR
03/10/2021	ANZ INTERNET BANKING TRANSFER RENT SUNSHINE EMPLOYM			118.18	42,802.90 CR
03/10/2021	ANZ INTERNET BANKING TRANSFER RENT SUNSHINE EMPLOYM			109.09	42,911.99 CR
03/10/2021	ANZ INTERNET BANKING TRANSFER RENT SUNSHINE EMPLOYM			109.09	43,021.08 CR
03/10/2021	ANZ INTERNET BANKING TRANSFER RENT SUNSHINE EMPLOYM			118.18	43,139.26 CR
10/10/2021	ANZ INTERNET BANKING TRANSFER RENT SUNSHINE EMPLOYM			109.09	43,248.35 CR
10/10/2021	ANZ INTERNET BANKING TRANSFER RENT SUNSHINE EMPLOYM			118.18	43,366.53 CR
10/10/2021	ANZ INTERNET BANKING TRANSFER RENT SUNSHINE EMPLOYM			109.09	43,475.62 CR
10/10/2021	ANZ INTERNET BANKING TRANSFER RENT SUNSHINE EMPLOYM			118.18	43,593.80 CR
17/10/2021	ANZ INTERNET BANKING TRANSFER RENT SUNSHINE EMPLOYM			118.18	43,711.98 CR
17/10/2021	ANZ INTERNET BANKING TRANSFER RENT SUNSHINE EMPLOYM			109.09	43,821.07 CR
17/10/2021	ANZ INTERNET BANKING TRANSFER RENT SUNSHINE EMPLOYM			109.09	43,930.16 CR
17/10/2021	ANZ INTERNET BANKING TRANSFER RENT SUNSHINE EMPLOYM			118.18	44,048.34 CR
22/10/2021	ANZ INTERNET BANKING FUNDS TFER TRANSFER 396014 FROM 499172644			4,018.18	48,066.52 CR
22/10/2021	ANZ INTERNET BANKING FUNDS TFER TRANSFER 395721 FROM 499172644			4,018.18	52,084.70 CR
24/10/2021	ANZ INTERNET BANKING TRANSFER RENT SUNSHINE EMPLOYM			109.09	52,193.79 CR
24/10/2021	ANZ INTERNET BANKING TRANSFER RENT SUNSHINE EMPLOYM			109.09	52,302.88 CR
24/10/2021	ANZ INTERNET BANKING TRANSFER RENT SUNSHINE EMPLOYM			118.18	52,421.06 CR
24/10/2021	ANZ INTERNET BANKING TRANSFER RENT SUNSHINE EMPLOYM			118.18	52,539.24 CR
29/10/2021	ANZ INTERNET BANKING FUNDS TFER TRANSFER 916628 FROM 499172644			4,018.18	56,557.42 CR
29/10/2021	ANZ INTERNET BANKING FUNDS TFER TRANSFER 916217 FROM 499172644			4,018.18	60,575.60 CR
31/10/2021	ANZ INTERNET BANKING TRANSFER RENT SUNSHINE EMPLOYM			163.64	60,739.24 CR
31/10/2021	ANZ INTERNET BANKING TRANSFER RENT SUNSHINE EMPLOYM			163.64	60,902.88 CR
31/10/2021	ANZ INTERNET BANKING TRANSFER RENT SUNSHINE EMPLOYM			118.18	61,021.06 CR
31/10/2021	ANZ INTERNET BANKING TRANSFER RENT SUNSHINE EMPLOYM			118.18	61,139.24 CR
31/10/2021	October 2021 - Myster's share of 235 Bartholomew Road and Signage Income transferred from Income to Myster's loan account		6,151.52		54,987.72 CR
07/11/2021	ANZ INTERNET BANKING TRANSFER RENT SUNSHINE EMPLOYM			109.09	55,096.81 CR

# Histar Superannuation Fund

## General Ledger

As at 30 June 2022

Transaction Date	Description	Units	Debit	Credit	Balance \$
07/11/2021	ANZ INTERNET BANKING TRANSFER RENT SUNSHINE EMPLOYM			118.18	55,214.99 CR
10/11/2021	ANZ INTERNET BANKING FUNDS TFER TRANSFER 939466 FROM 499172644			4,018.18	59,233.17 CR
10/11/2021	ANZ INTERNET BANKING FUNDS TFER TRANSFER 938959 FROM 499172644			5,963.64	65,196.81 CR
30/11/2021			3,403.03		61,793.78 CR
09/03/2022	ANZ INTERNET BANKING FUNDS TFER TRANSFER 243660 FROM 499172644			50,000.00	111,793.78 CR
14/06/2022	ANZ INTERNET BANKING FUNDS TFER TRANSFER 971292 FROM 499172644			50,000.00	161,793.78 CR
			<b>30,896.98</b>	<b>192,690.76</b>	<b>161,793.78 CR</b>
<b>30 Margaret Street (HIS0006)</b>					
01/07/2021	ANZ INTERNET BANKING TRANSFER RENT PAYMENT CPMS			636.67	636.67 CR
03/08/2021	ANZ INTERNET BANKING TRANSFER RENT PAYMENT ANZ			501.39	1,138.06 CR
16/08/2021	ANZ INTERNET BANKING TRANSFER RENT PAYMENT ANZ			501.39	1,639.45 CR
01/09/2021	ANZ INTERNET BANKING TRANSFER RENT PAYMENT ANZ			86.44	1,725.89 CR
18/10/2021	ANZ INTERNET BANKING TRANSFER RENT PAYMENT ANZ			177.31	1,903.20 CR
01/11/2021	ANZ INTERNET BANKING TRANSFER RENT PAYMENT ANZ			501.39	2,404.59 CR
01/12/2021	ANZ INTERNET BANKING TRANSFER RENT PAYMENT ANZ			501.39	2,905.98 CR
15/12/2021	ANZ INTERNET BANKING TRANSFER RENT PAYMENT ANZ			501.39	3,407.37 CR
04/01/2022	ANZ INTERNET BANKING TRANSFER RENT PAYMENT ANZ			501.39	3,908.76 CR
18/01/2022	ANZ INTERNET BANKING TRANSFER RENT PAYMENT ANZ			557.10	4,465.86 CR
02/02/2022	ANZ INTERNET BANKING TRANSFER RENT PAYMENT ANZ			557.10	5,022.96 CR
15/02/2022	ANZ INTERNET BANKING TRANSFER RENT PAYMENT ANZ			557.10	5,580.06 CR
01/03/2022	ANZ INTERNET BANKING TRANSFER RENT PAYMENT ANZ			510.68	6,090.74 CR
15/03/2022	ANZ INTERNET BANKING TRANSFER RENT PAYMENT ANZ			599.98	6,690.72 CR
01/04/2022	ANZ INTERNET BANKING TRANSFER RENT PAYMENT ANZ			1,114.20	7,804.92 CR
03/05/2022	ANZ INTERNET BANKING TRANSFER RENT PAYMENT ANZ			557.10	8,362.02 CR
16/05/2022	ANZ INTERNET BANKING TRANSFER RENT PAYMENT ANZ			1,114.20	9,476.22 CR
01/06/2022	ANZ INTERNET BANKING TRANSFER RENT PAYMENT ANZ			285.68	9,761.90 CR
15/06/2022	ANZ INTERNET BANKING TRANSFER RENT PAYMENT ANZ			604.80	10,366.70 CR
30/06/2022	GROSS UP AGENT EXPENSES 30 MARGARET			3,629.00	13,995.70 CR
30/06/2022	re allocation of rent received			1,002.78	14,998.48 CR
				<b>14,998.48</b>	<b>14,998.48 CR</b>
<b>6 Lynch Street (HIS0007)</b>					
01/07/2021	ANZ INTERNET BANKING TRANSFER RENT PAYMENT CPMS			470.32	470.32 CR
15/07/2021	ANZ INTERNET BANKING TRANSFER RENT PAYMENT CPMS			815.48	1,285.80 CR
03/08/2021	ANZ INTERNET BANKING TRANSFER RENT PAYMENT ANZ			670.32	1,956.12 CR

## Histar Superannuation Fund

# General Ledger

As at 30 June 2022

Transaction Date	Description	Units	Debit	Credit	Balance \$
16/08/2021	ANZ INTERNET BANKING TRANSFER RENT PAYMENT ANZ			670.32	2,626.44 CR
01/09/2021	ANZ INTERNET BANKING TRANSFER RENT PAYMENT ANZ			670.32	3,296.76 CR
15/09/2021	ANZ INTERNET BANKING TRANSFER RENT PAYMENT ANZ			335.16	3,631.92 CR
01/10/2021	ANZ INTERNET BANKING TRANSFER RENT PAYMENT ANZ			1,722.35	5,354.27 CR
18/10/2021	ANZ INTERNET BANKING TRANSFER RENT PAYMENT ANZ			344.47	5,698.74 CR
01/11/2021	ANZ INTERNET BANKING TRANSFER RENT PAYMENT ANZ			756.77	6,455.51 CR
15/11/2021	ANZ INTERNET BANKING TRANSFER RENT PAYMENT ANZ			248.94	6,704.45 CR
15/11/2021	ANZ INTERNET BANKING TRANSFER RENT PAYMENT ANZ			509.48	7,213.93 CR
15/11/2021	ANZ INTERNET BANKING TRANSFER RENT PAYMENT ANZ			501.39	7,715.32 CR
01/12/2021	ANZ INTERNET BANKING TRANSFER RENT PAYMENT ANZ			344.47	8,059.79 CR
15/12/2021	ANZ INTERNET BANKING TRANSFER RENT PAYMENT ANZ			883.84	8,943.63 CR
04/01/2022	ANZ INTERNET BANKING TRANSFER RENT PAYMENT ANZ			1,694.42	10,638.05 CR
18/01/2022	ANZ INTERNET BANKING TRANSFER RENT PAYMENT ANZ			372.40	11,010.45 CR
02/02/2022	ANZ INTERNET BANKING TRANSFER RENT PAYMENT ANZ			688.94	11,699.39 CR
15/02/2022	ANZ INTERNET BANKING TRANSFER RENT PAYMENT ANZ			688.94	12,388.33 CR
01/04/2022	ANZ INTERNET BANKING TRANSFER RENT PAYMENT ANZ			442.42	12,830.75 CR
19/04/2022	ANZ INTERNET BANKING TRANSFER RENT PAYMENT ANZ			623.77	13,454.52 CR
03/05/2022	ANZ INTERNET BANKING TRANSFER RENT PAYMENT ANZ			726.18	14,180.70 CR
16/05/2022	ANZ INTERNET BANKING TRANSFER RENT PAYMENT ANZ			726.18	14,906.88 CR
01/06/2022	ANZ INTERNET BANKING TRANSFER RENT PAYMENT ANZ			726.18	15,633.06 CR
15/06/2022	ANZ INTERNET BANKING TRANSFER RENT PAYMENT ANZ			726.18	16,359.24 CR
30/06/2022	GROSS UP AGENT EXPENSES 6 LYNCH STREET			4,056.50	20,415.74 CR
30/06/2022	re allocation of rent received		1,002.78		19,412.96 CR
			<b>1,002.78</b>	<b>20,415.74</b>	<b>19,412.96 CR</b>
<u>Signage (HIST0001_SIGNAGE)</u>					
30/07/2021	TRANSFER FROM BISHOPP OUTDOOR BOA PTY PAYMENT			412.50	412.50 CR
31/07/2021	July 2021 - Myster's share of 235 Bartholomew Road and Signage Income transferred from Income to Myster's loan account		137.50		275.00 CR
31/08/2021	Aug 2021 - Myster's share of 235 Bartholomew Road and Signage Income transferred from Income to Myster's loan account				275.00 CR
29/09/2021	TRANSFER FROM BISHOPP OUTDOOR BOA PTY PAYMENT			3,389.78	3,664.78 CR
30/09/2021	September 2021 - Myster's share of 235 Bartholomew Road and Signage Income transferred from Income to Myster's loan account		1,129.93		2,534.85 CR
28/10/2021	TRANSFER FROM BISHOPP OUTDOOR BOA PTY PAYMENT			412.50	2,947.35 CR
31/10/2021	October 2021 - Myster's share of 235 Bartholomew Road and Signage Income transferred from Income to Myster's loan		137.50		2,809.85 CR

# Histar Superannuation Fund

## General Ledger

As at 30 June 2022

Transaction Date	Description	Units	Debit	Credit	Balance \$
	account				
06/01/2022	TRANSFER FROM BISHOPP OUTDOOR BOA PTY PAYMENT			3,389.78	6,199.63 CR
06/01/2022			1,275.71		4,923.92 CR
28/01/2022	TRANSFER FROM BISHOPP OUTDOOR BOA PTY PAYMENT			437.34	5,361.26 CR
31/03/2022	TAKING UP SIGNAGE RENT			2,259.85	7,621.11 CR
04/05/2022	TRANSFER FROM BISHOPP OUTDOOR BOA PTY PAYMENT			432.71	8,053.82 CR
04/05/2022	TRANSFER FROM BISHOPP OUTDOOR BOA PTY PAYMENT		144.24		7,909.58 CR
			<b>2,824.88</b>	<b>10,734.46</b>	<b>7,909.58 CR</b>
<b>Accountancy Fees (30100)</b>					
<u>Accountancy Fees (30100)</u>					
28/02/2022	ANZ INTERNET BANKING FUNDS TFER TRANSFER 119526 TO 014720325438342		3,960.00		3,960.00 DR
30/06/2022	POSTING ANZ ESSENTIALS CASHBOOK		3,960.00		7,920.00 DR
			<b>7,920.00</b>		<b>7,920.00 DR</b>
<b>ATO Supervisory Levy (30400)</b>					
<u>ATO Supervisory Levy (30400)</u>					
22/10/2021	ANZ INTERNET BANKING FUNDS TFER TRANSFER 378052 TO 014669107917679		259.00		259.00 DR
15/03/2022	TRANSFER FROM ATO ATO009000016017884		259.00		518.00 DR
			<b>518.00</b>		<b>518.00 DR</b>
<b>Auditor's Remuneration (30700)</b>					
<u>Auditor's Remuneration (30700)</u>					
30/11/2021	ANZ INTERNET BANKING FUNDS TFER TRANSFER 735311 TO 014669107917679		440.00		440.00 DR
30/06/2022	POSTING ANZ ESSENTIALS CASHBOOK		440.00		880.00 DR
			<b>880.00</b>		<b>880.00 DR</b>
<b>Depreciation (33400)</b>					
<u>Amenities Block - 2/3 (HIST0001_AMENITIESBL)</u>					
30/06/2022	Depreciation for the period {2022}		158.13		158.13 DR
			<b>158.13</b>		<b>158.13 DR</b>
<u>Bathroom Renovation - Bart Rd (HIST0001_BATHROOMREN)</u>					
30/06/2022	Depreciation for the period {2022}		90.37		90.37 DR
			<b>90.37</b>		<b>90.37 DR</b>
<u>Capital Repairs - 30 Margaret (HIST0001_CAPITALREPA)</u>					
30/06/2022	Depreciation for the period {2022}		26.78		26.78 DR
			<b>26.78</b>		<b>26.78 DR</b>
<u>Carport - 8 Lynch St (HIST0001_CARPORT-8LY)</u>					
30/06/2022	Depreciation for the period {2022}		74.16		74.16 DR
			<b>74.16</b>		<b>74.16 DR</b>
<u>Cold Room - 2/3 (HIST0001_COLDROOM-2)</u>					
30/06/2022	Depreciation for the period {2022}		531.27		531.27 DR
			<b>531.27</b>		<b>531.27 DR</b>
<u>Fans - 30 Margaret (HIST0001_FANS-30MARG)</u>					



# Histar Superannuation Fund

## General Ledger

As at 30 June 2022

Transaction Date	Description	Units	Debit	Credit	Balance \$
30/06/2022	Depreciation for the period {2022}		9.19		9.19 DR
			<b>9.19</b>		<b>9.19 DR</b>
	<u>Flooring - Bart Rd (HIST0001_FLOORING-BA)</u>				
30/06/2022	Depreciation for the period {2022}		119.23		119.23 DR
			<b>119.23</b>		<b>119.23 DR</b>
	<u>Vinyl Flooring Bart Rd (HIST0001_FLOORINGFOR)</u>				
30/06/2022	Depreciation for the period {2022}		54.71		54.71 DR
			<b>54.71</b>		<b>54.71 DR</b>
	<u>Gravel - 2/3 (HIST0001_GRAVEL-2/3)</u>				
30/06/2022	Depreciation for the period {2022}		54.93		54.93 DR
			<b>54.93</b>		<b>54.93 DR</b>
	<u>Improvements - 8 Lynch St, Eimbah (HIST0001_IMPROVEMENT)</u>				
30/06/2022	Depreciation for the period {2022}		46.75		46.75 DR
			<b>46.75</b>		<b>46.75 DR</b>
	<u>Oven &amp; Cooktop - Lynch St (HIST0001_OVEN&amp;COOKTO)</u>				
30/06/2022	Depreciation for the period {2022}		55.84		55.84 DR
			<b>55.84</b>		<b>55.84 DR</b>
	<u>Shed (2) - 2/3 (HIST0001_SHED(2)-2/3)</u>				
30/06/2022	Depreciation for the period {2022}		286.58		286.58 DR
			<b>286.58</b>		<b>286.58 DR</b>
	<u>Shed - 2/3 (HIST0001_SHED-2/3)</u>				
30/06/2022	Depreciation for the period {2022}		393.70		393.70 DR
			<b>393.70</b>		<b>393.70 DR</b>
	<u>Stove (Bart Rd) (HIST0001_STOVE(BARTR))</u>				
30/06/2022	Depreciation for the period {2022}		2.89		2.89 DR
			<b>2.89</b>		<b>2.89 DR</b>
	<b><u>Pensions Paid (41600)</u></b>				
	<u>(Pensions Paid) Coco, Antonio - Pension (Pension No. 2) (COCANT00002P)</u>				
14/06/2022	ANZ INTERNET BANKING FUNDS TFER TRANSFER 970556 TO 014669107917679		1,500.00		1,500.00 DR
			<b>1,500.00</b>		<b>1,500.00 DR</b>
	<u>(Pensions Paid) Coco, Elena - Pension (Pension No. 1) (COCELE00001P)</u>				
14/06/2022	ANZ INTERNET BANKING FUNDS TFER TRANSFER 970556 TO 014669107917679		100.00		100.00 DR
			<b>100.00</b>		<b>100.00 DR</b>
	<u>(Pensions Paid) Coco, Elena - Pension (Pension No. 2) (COCELE00002P)</u>				
14/06/2022	ANZ INTERNET BANKING FUNDS TFER TRANSFER 970556 TO 014669107917679		300.00		300.00 DR
			<b>300.00</b>		<b>300.00 DR</b>
	<u>(Pensions Paid) Coco, Elena - Pension (Account Based Pension 4) (COCELE00005P)</u>				
14/06/2022	ANZ INTERNET BANKING FUNDS TFER TRANSFER 970556 TO 014669107917679		100.00		100.00 DR
			<b>100.00</b>		<b>100.00 DR</b>
	<u>(Pensions Paid) Coco, Elena - Pension (Account Based Pension 5) (COCELE00006P)</u>				



# Histar Superannuation Fund

## General Ledger

As at 30 June 2022

Transaction Date	Description	Units	Debit	Credit	Balance \$
14/06/2022	ANZ INTERNET BANKING FUNDS TFER TRANSFER 970556 TO 014669107917679		1,000.00		1,000.00 DR
			<b>1,000.00</b>		<b>1,000.00 DR</b>
<b>Property Expenses - Agents Management Fees (41930)</b>					
<u>8 Lynch St, Elimbah (HIS0001)</u>					
30/06/2022	GROSS UP AGENT EXPENSES 8 LYNCH STREET		789.21		789.21 DR
			<b>789.21</b>		<b>789.21 DR</b>
<u>30 Margaret Street (HIS0006)</u>					
30/06/2022	GROSS UP AGENT EXPENSES 30 MARGARET		1,055.33		1,055.33 DR
			<b>1,055.33</b>		<b>1,055.33 DR</b>
<u>6 Lynch Street (HIS0007)</u>					
30/06/2022	GROSS UP AGENT EXPENSES 6 LYNCH STREET		1,312.58		1,312.58 DR
			<b>1,312.58</b>		<b>1,312.58 DR</b>
<b>Property Expenses - Council Rates &amp; Taxes (41960)</b>					
<u>8 Lynch St, Elimbah (HIS0001)</u>					
25/07/2021	ANZ INTERNET BANKING FUNDS TFER TRANSFER 997855 TO 014507499172644		448.75		448.75 DR
20/09/2021	ANZ INTERNET BANKING FUNDS TFER TRANSFER 986204 TO 014507499172644		464.95		913.70 DR
22/12/2021	ANZ INTERNET BANKING FUNDS TFER TRANSFER 346279 TO 014507499172644		464.95		1,378.65 DR
21/03/2022	ANZ INTERNET BANKING FUNDS TFER TRANSFER 340046 TO 014507499172644		464.95		1,843.60 DR
30/06/2022	RECONCILING RATES NOT FULLY REIMBURSED TO COCO		16.20		1,859.80 DR
			<b>1,859.80</b>		<b>1,859.80 DR</b>
<u>235 Bartholemew Rd (HIS0005)</u>					
30/06/2022	RATES PAID BUT NOT REIMBURSED		667.43		667.43 DR
			<b>667.43</b>		<b>667.43 DR</b>
<u>30 Margaret Street (HIS0006)</u>					
25/07/2021	ANZ INTERNET BANKING FUNDS TFER TRANSFER 997855 TO 014507499172644		448.75		448.75 DR
20/09/2021	ANZ INTERNET BANKING FUNDS TFER TRANSFER 986204 TO 014507499172644		464.95		913.70 DR
22/12/2021	ANZ INTERNET BANKING FUNDS TFER TRANSFER 346279 TO 014507499172644		464.95		1,378.65 DR
21/03/2022	ANZ INTERNET BANKING FUNDS TFER TRANSFER 340046 TO 014507499172644		464.95		1,843.60 DR
30/06/2022	RECONCILING RATES NOT FULLY REIMBURSED TO COCO		16.20		1,859.80 DR
			<b>1,859.80</b>		<b>1,859.80 DR</b>
<u>6 Lynch Street (HIS0007)</u>					
25/07/2021	ANZ INTERNET BANKING FUNDS TFER TRANSFER 997855 TO 014507499172644		448.75		448.75 DR
20/09/2021	ANZ INTERNET BANKING FUNDS TFER TRANSFER 986204 TO		464.95		913.70 DR

# Histar Superannuation Fund

## General Ledger

As at 30 June 2022

Transaction Date	Description	Units	Debit	Credit	Balance \$
	014507499172644				
22/12/2021	ANZ INTERNET BANKING FUNDS TFER TRANSFER 346279 TO 014507499172644		464.95		1,378.65 DR
21/03/2022	ANZ INTERNET BANKING FUNDS TFER TRANSFER 340046 TO 014507499172644		464.95		1,843.60 DR
30/06/2022	RECONCILING RATES NOT FULLY REIMBURSED TO COCO		16.20		1,859.80 DR
			<b>1,859.80</b>		<b>1,859.80 DR</b>
<b>Property Expenses - Insurance Premium (41980)</b>					
<u>8 Lynch St, Elimbah (HIS0001)</u>					
30/06/2022	INSURANCE PAID ON 8 LYNCH BY COCO NOT REIMBURSED		1,447.00		1,447.00 DR
			<b>1,447.00</b>		<b>1,447.00 DR</b>
<u>30 Margaret Street (HIS0006)</u>					
30/06/2022	GROSS UP AGENT EXPENSES 30 MARGARET		2,248.96		2,248.96 DR
			<b>2,248.96</b>		<b>2,248.96 DR</b>
<u>6 Lynch Street (HIS0007)</u>					
30/06/2022	GROSS UP AGENT EXPENSES 6 LYNCH STREET		1,814.21		1,814.21 DR
			<b>1,814.21</b>		<b>1,814.21 DR</b>
<b>Property Expenses - Repairs Maintenance (42060)</b>					
<u>8 Lynch St, Elimbah (HIS0001)</u>					
30/06/2022	GROSS UP AGENT EXPENSES 8 LYNCH STREET		1,358.90		1,358.90 DR
			<b>1,358.90</b>		<b>1,358.90 DR</b>
<u>30 Margaret Street (HIS0006)</u>					
30/06/2022	GROSS UP AGENT EXPENSES 30 MARGARET		324.71		324.71 DR
			<b>324.71</b>		<b>324.71 DR</b>
<u>6 Lynch Street (HIS0007)</u>					
30/06/2022	GROSS UP AGENT EXPENSES 6 LYNCH STREET		929.71		929.71 DR
			<b>929.71</b>		<b>929.71 DR</b>
<b>Property Expenses - Water Rates (42150)</b>					
<u>8 Lynch St, Elimbah (HIS0001)</u>					
05/08/2021	ANZ INTERNET BANKING FUNDS TFER TRANSFER 162339 TO 014669107917679		188.45		188.45 DR
28/10/2021	ANZ INTERNET BANKING FUNDS TFER TRANSFER 201663 TO 014669107917679		192.01		380.46 DR
21/03/2022	ANZ INTERNET BANKING FUNDS TFER TRANSFER 340592 TO 014507499172644		229.93		610.39 DR
30/06/2022	POSTING ANZ ESSENTIALS CASHBOOK		178.54		788.93 DR
30/06/2022	re alloction of water rates			40.92	748.01 DR
			<b>788.93</b>	<b>40.92</b>	<b>748.01 DR</b>
<u>30 Margaret Street (HIS0006)</u>					
29/08/2021	ANZ INTERNET BANKING FUNDS TFER TRANSFER 414731 TO 014669107917679		282.44		282.44 DR
29/11/2021	ANZ INTERNET BANKING FUNDS TFER TRANSFER 236082 TO		321.77		604.21 DR

# Histar Superannuation Fund

## General Ledger

As at 30 June 2022

Transaction Date	Description	Units	Debit	Credit	Balance \$
	014669107917679				
21/03/2022	ANZ INTERNET BANKING FUNDS TFER TRANSFER 347720 TO 014669478257761		308.28		912.49 DR
30/06/2022	POSTING ANZ ESSENTIALS CASHBOOK		321.93		1,234.42 DR
			<b>1,234.42</b>		<b>1,234.42 DR</b>
<u>6 Lynch Street (HIS0007)</u>					
05/08/2021	ANZ INTERNET BANKING FUNDS TFER TRANSFER 162339 TO 014669107917679		260.61		260.61 DR
28/10/2021	ANZ INTERNET BANKING FUNDS TFER TRANSFER 202419 TO 014669107917679		277.76		538.37 DR
21/03/2022	ANZ INTERNET BANKING FUNDS TFER TRANSFER 340592 TO 014507499172644		229.93		768.30 DR
30/06/2022	POSTING ANZ ESSENTIALS CASHBOOK		264.29		1,032.59 DR
30/06/2022	re allocation of water rates		40.92		1,073.51 DR
			<b>1,073.51</b>		<b>1,073.51 DR</b>
<b>Income Tax Expense (48500)</b>					
<u>Income Tax Expense (48500)</u>					
30/06/2022	Create Entries - Income Tax Expense - 30/06/2022		31,252.20		31,252.20 DR
			<b>31,252.20</b>		<b>31,252.20 DR</b>
<b>Profit/Loss Allocation Account (49000)</b>					
<u>Profit/Loss Allocation Account (49000)</u>					
28/02/2022	Profit/Loss Allocation - 28/02/2022		38,447.03		38,447.03 DR
28/02/2022	Profit/Loss Allocation - 28/02/2022		23.73		38,470.76 DR
28/02/2022	Profit/Loss Allocation - 28/02/2022		38,367.92		76,838.68 DR
28/02/2022	Profit/Loss Allocation - 28/02/2022		189.86		77,028.54 DR
28/02/2022	Profit/Loss Allocation - 28/02/2022		221.51		77,250.05 DR
28/02/2022	Profit/Loss Allocation - 28/02/2022		1,139.17		78,389.22 DR
28/02/2022	Profit/Loss Allocation - 28/02/2022		23.73		78,412.95 DR
28/02/2022	Profit/Loss Allocation - 28/02/2022		696.16		79,109.11 DR
30/04/2022	Profit/Loss Allocation - 30/04/2022		24,302.34		103,411.45 DR
30/04/2022	Profit/Loss Allocation - 30/04/2022		15.00		103,426.45 DR
30/04/2022	Profit/Loss Allocation - 30/04/2022		24,252.33		127,678.78 DR
30/04/2022	Profit/Loss Allocation - 30/04/2022		120.01		127,798.79 DR
30/04/2022	Profit/Loss Allocation - 30/04/2022		140.01		127,938.80 DR
30/04/2022	Profit/Loss Allocation - 30/04/2022		720.07		128,658.87 DR
30/04/2022	Profit/Loss Allocation - 30/04/2022		15.00		128,673.87 DR
30/04/2022	Profit/Loss Allocation - 30/04/2022		440.04		129,113.91 DR
31/05/2022	Profit/Loss Allocation - 31/05/2022		2.23		129,116.14 DR
31/05/2022	Profit/Loss Allocation - 31/05/2022		0.01		129,116.15 DR
31/05/2022	Profit/Loss Allocation - 31/05/2022		2.23		129,118.38 DR
31/05/2022	Profit/Loss Allocation - 31/05/2022		0.01		129,118.39 DR
31/05/2022	Profit/Loss Allocation - 31/05/2022		0.01		129,118.40 DR
31/05/2022	Profit/Loss Allocation - 31/05/2022		0.07		129,118.47 DR
31/05/2022	Profit/Loss Allocation - 31/05/2022		0.01		129,118.48 DR
31/05/2022	Profit/Loss Allocation - 31/05/2022		0.04		129,118.52 DR
14/06/2022	System Member Journals		23,375.00		152,493.52 DR

# Histar Superannuation Fund

## General Ledger

As at 30 June 2022

Transaction Date	Description	Units	Debit	Credit	Balance \$
14/06/2022	System Member Journals			1,500.00	150,993.52 DR
14/06/2022	System Member Journals			100.00	150,893.52 DR
14/06/2022	System Member Journals			300.00	150,593.52 DR
14/06/2022	System Member Journals			100.00	150,493.52 DR
14/06/2022	System Member Journals			1,000.00	149,493.52 DR
22/06/2022	System Member Journals		27,500.00		176,993.52 DR
30/06/2022	Profit/Loss Allocation - 30/06/2022			1,415.50	175,578.02 DR
30/06/2022	Profit/Loss Allocation - 30/06/2022			0.88	175,577.14 DR
30/06/2022	Profit/Loss Allocation - 30/06/2022			1,412.59	174,164.55 DR
30/06/2022	Profit/Loss Allocation - 30/06/2022			6.99	174,157.56 DR
30/06/2022	Profit/Loss Allocation - 30/06/2022			8.15	174,149.41 DR
30/06/2022	Profit/Loss Allocation - 30/06/2022			41.94	174,107.47 DR
30/06/2022	Profit/Loss Allocation - 30/06/2022			0.88	174,106.59 DR
30/06/2022	Profit/Loss Allocation - 30/06/2022			25.63	174,080.96 DR
30/06/2022	Create Entries - Profit/Loss Allocation - 30/06/2022		1,968.64		176,049.60 DR
30/06/2022	Create Entries - Profit/Loss Allocation - 30/06/2022		398,364.08		574,413.68 DR
30/06/2022	Create Entries - Profit/Loss Allocation - 30/06/2022		246.08		574,659.76 DR
30/06/2022	Create Entries - Profit/Loss Allocation - 30/06/2022		2,296.73		576,956.49 DR
30/06/2022	Create Entries - Profit/Loss Allocation - 30/06/2022		12,379.67		589,336.16 DR
30/06/2022	Create Entries - Profit/Loss Allocation - 30/06/2022		246.08		589,582.24 DR
30/06/2022	Create Entries - Profit/Loss Allocation - 30/06/2022		7,218.32		596,800.56 DR
30/06/2022	Create Entries - Profit/Loss Allocation - 30/06/2022		397,543.81		994,344.37 DR
30/06/2022	Create Entries - Income Tax Expense Allocation - 30/06/2022			13,371.00	980,973.37 DR
30/06/2022	Create Entries - Income Tax Expense Allocation - 30/06/2022			412.33	980,561.04 DR
30/06/2022	Create Entries - Income Tax Expense Allocation - 30/06/2022			13,343.87	967,217.17 DR
			<b>1,000,256.93</b>	<b>33,039.76</b>	<b>967,217.17 DR</b>

### Opening Balance (50010)

#### (Opening Balance) Coco, Antonio - Pension (Pension No. 2) (COCANT00002P)

01/07/2021	Opening Balance				6,966.52 CR
01/07/2021	Close Period Journal			319.47	7,285.99 CR
				<b>319.47</b>	<b>7,285.99 CR</b>

#### (Opening Balance) Coco, Elena - Pension (Pension No. 1) (COCELE00001P)

01/07/2021	Opening Balance				901.03 CR
01/07/2021	Close Period Journal			39.93	940.96 CR
				<b>39.93</b>	<b>940.96 CR</b>

#### (Opening Balance) Coco, Elena - Pension (Pension No. 2) (COCELE00002P)

01/07/2021	Opening Balance				8,193.07 CR
01/07/2021	Close Period Journal			372.72	8,565.79 CR
				<b>372.72</b>	<b>8,565.79 CR</b>

#### (Opening Balance) Coco, Elena - Accumulation (COCELE00003A)

01/07/2021	Opening Balance				21,348.66 CR
01/07/2021	Close Period Journal			22,087.67	43,436.33 CR

# Histar Superannuation Fund

## General Ledger

As at 30 June 2022

Transaction Date	Description	Units	Debit	Credit	Balance \$
				<b>22,087.67</b>	<b>43,436.33 CR</b>
	<u>(Opening Balance) Coco, Elena - Pension (Account Based Pension 4) (COCELE00005P)</u>				
01/07/2021	Opening Balance				810.65 CR
01/07/2021	Close Period Journal			39.93	850.58 CR
				<b>39.93</b>	<b>850.58 CR</b>
	<u>(Opening Balance) Coco, Elena - Pension (Account Based Pension 5) (COCELE00006P)</u>				
01/07/2021	Opening Balance				25,325.70 CR
01/07/2021	Close Period Journal			1,171.40	26,497.10 CR
				<b>1,171.40</b>	<b>26,497.10 CR</b>
	<u>(Opening Balance) Coco, Giuseppe - Accumulation (COCGIU00002A)</u>				
01/07/2021	Opening Balance				1,406,968.74 CR
01/07/2021	Close Period Journal			54,796.55	1,461,765.29 CR
				<b>54,796.55</b>	<b>1,461,765.29 CR</b>
	<u>(Opening Balance) Coco, Luigi - Accumulation (COCLUI00002A)</u>				
01/07/2021	Opening Balance				1,404,280.86 CR
01/07/2021	Close Period Journal			54,668.89	1,458,949.75 CR
				<b>54,668.89</b>	<b>1,458,949.75 CR</b>
	<b>Contributions (52420)</b>				
	<u>(Contributions) Coco, Elena - Accumulation (COCELE00003A)</u>				
01/07/2021	Opening Balance				25,000.00 CR
01/07/2021	Close Period Journal		25,000.00		0.00 DR
14/06/2022	System Member Journals			27,500.00	27,500.00 CR
22/06/2022	System Member Journals			27,500.00	55,000.00 CR
			<b>25,000.00</b>	<b>55,000.00</b>	<b>55,000.00 CR</b>
	<b>Share of Profit/(Loss) (53100)</b>				
	<u>(Share of Profit/(Loss)) Coco, Antonio - Pension (Pension No. 2) (COCANT00002P)</u>				
01/07/2021	Opening Balance				319.47 CR
01/07/2021	Close Period Journal		319.47		0.00 DR
28/02/2022	Profit/Loss Allocation - 28/02/2022			189.86	189.86 CR
30/04/2022	Profit/Loss Allocation - 30/04/2022			120.01	309.87 CR
31/05/2022	Profit/Loss Allocation - 31/05/2022			0.01	309.88 CR
30/06/2022	Profit/Loss Allocation - 30/06/2022		6.99		302.89 CR
30/06/2022	Create Entries - Profit/Loss Allocation - 30/06/2022			1,968.64	2,271.53 CR
			<b>326.46</b>	<b>2,278.52</b>	<b>2,271.53 CR</b>
	<u>(Share of Profit/(Loss)) Coco, Elena - Pension (Pension No. 1) (COCELE00001P)</u>				
01/07/2021	Opening Balance				39.93 CR
01/07/2021	Close Period Journal		39.93		0.00 DR
28/02/2022	Profit/Loss Allocation - 28/02/2022			23.73	23.73 CR
30/04/2022	Profit/Loss Allocation - 30/04/2022			15.00	38.73 CR
31/05/2022	Profit/Loss Allocation - 31/05/2022			0.01	38.74 CR
30/06/2022	Profit/Loss Allocation - 30/06/2022		0.88		37.86 CR
30/06/2022	Create Entries - Profit/Loss Allocation - 30/06/2022			246.08	283.94 CR
			<b>40.81</b>	<b>284.82</b>	<b>283.94 CR</b>
	<u>(Share of Profit/(Loss)) Coco, Elena - Pension (Pension No. 2) (COCELE00002P)</u>				

# Histar Superannuation Fund

## General Ledger

As at 30 June 2022

Transaction Date	Description	Units	Debit	Credit	Balance \$
01/07/2021	Opening Balance				372.72 CR
01/07/2021	Close Period Journal		372.72		0.00 DR
28/02/2022	Profit/Loss Allocation - 28/02/2022			221.51	221.51 CR
30/04/2022	Profit/Loss Allocation - 30/04/2022			140.01	361.52 CR
31/05/2022	Profit/Loss Allocation - 31/05/2022			0.01	361.53 CR
30/06/2022	Profit/Loss Allocation - 30/06/2022		8.15		353.38 CR
30/06/2022	Create Entries - Profit/Loss Allocation - 30/06/2022			2,296.73	2,650.11 CR
			<b>380.87</b>	<b>2,658.26</b>	<b>2,650.11 CR</b>
<u>(Share of Profit/(Loss)) Coco, Elena - Accumulation (COCELE00003A)</u>					
01/07/2021	Opening Balance				998.35 CR
01/07/2021	Close Period Journal		998.35		0.00 DR
28/02/2022	Profit/Loss Allocation - 28/02/2022			1,139.17	1,139.17 CR
30/04/2022	Profit/Loss Allocation - 30/04/2022			720.07	1,859.24 CR
31/05/2022	Profit/Loss Allocation - 31/05/2022			0.07	1,859.31 CR
30/06/2022	Profit/Loss Allocation - 30/06/2022		41.94		1,817.37 CR
30/06/2022	Create Entries - Profit/Loss Allocation - 30/06/2022			12,379.67	14,197.04 CR
			<b>1,040.29</b>	<b>14,238.98</b>	<b>14,197.04 CR</b>
<u>(Share of Profit/(Loss)) Coco, Elena - Pension (Account Based Pension 4) (COCELE00005P)</u>					
01/07/2021	Opening Balance				39.93 CR
01/07/2021	Close Period Journal		39.93		0.00 DR
28/02/2022	Profit/Loss Allocation - 28/02/2022			23.73	23.73 CR
30/04/2022	Profit/Loss Allocation - 30/04/2022			15.00	38.73 CR
31/05/2022	Profit/Loss Allocation - 31/05/2022			0.01	38.74 CR
30/06/2022	Profit/Loss Allocation - 30/06/2022		0.88		37.86 CR
30/06/2022	Create Entries - Profit/Loss Allocation - 30/06/2022			246.08	283.94 CR
			<b>40.81</b>	<b>284.82</b>	<b>283.94 CR</b>
<u>(Share of Profit/(Loss)) Coco, Elena - Pension (Account Based Pension 5) (COCELE00006P)</u>					
01/07/2021	Opening Balance				1,171.40 CR
01/07/2021	Close Period Journal		1,171.40		0.00 DR
28/02/2022	Profit/Loss Allocation - 28/02/2022			696.16	696.16 CR
30/04/2022	Profit/Loss Allocation - 30/04/2022			440.04	1,136.20 CR
31/05/2022	Profit/Loss Allocation - 31/05/2022			0.04	1,136.24 CR
30/06/2022	Profit/Loss Allocation - 30/06/2022		25.63		1,110.61 CR
30/06/2022	Create Entries - Profit/Loss Allocation - 30/06/2022			7,218.32	8,328.93 CR
			<b>1,197.03</b>	<b>8,354.56</b>	<b>8,328.93 CR</b>
<u>(Share of Profit/(Loss)) Coco, Giuseppe - Accumulation (COCGIU00002A)</u>					
01/07/2021	Opening Balance				65,159.15 CR
01/07/2021	Close Period Journal		65,159.15		0.00 DR
28/02/2022	Profit/Loss Allocation - 28/02/2022			38,447.03	38,447.03 CR
30/04/2022	Profit/Loss Allocation - 30/04/2022			24,302.34	62,749.37 CR
31/05/2022	Profit/Loss Allocation - 31/05/2022			2.23	62,751.60 CR
30/06/2022	Profit/Loss Allocation - 30/06/2022		1,415.50		61,336.10 CR
30/06/2022	Create Entries - Profit/Loss Allocation - 30/06/2022			398,364.08	459,700.18 CR
			<b>66,574.65</b>	<b>461,115.68</b>	<b>459,700.18 CR</b>

# Histar Superannuation Fund

## General Ledger

As at 30 June 2022

Transaction Date	Description	Units	Debit	Credit	Balance \$
<u>(Share of Profit/(Loss)) Coco, Luigi - Accumulation (COCLUI00002A)</u>					
01/07/2021	Opening Balance				65,012.71 CR
01/07/2021	Close Period Journal		65,012.71		0.00 DR
28/02/2022	Profit/Loss Allocation - 28/02/2022			38,367.92	38,367.92 CR
30/04/2022	Profit/Loss Allocation - 30/04/2022			24,252.33	62,620.25 CR
31/05/2022	Profit/Loss Allocation - 31/05/2022			2.23	62,622.48 CR
30/06/2022	Profit/Loss Allocation - 30/06/2022		1,412.59		61,209.89 CR
30/06/2022	Create Entries - Profit/Loss Allocation - 30/06/2022			397,543.81	458,753.70 CR
			<b>66,425.30</b>	<b>460,166.29</b>	<b>458,753.70 CR</b>
<b>Income Tax (53330)</b>					
<u>(Income Tax) Coco, Elena - Accumulation (COCELE00003A)</u>					
01/07/2021	Opening Balance				160.68 DR
01/07/2021	Close Period Journal			160.68	0.00 DR
30/06/2022	Create Entries - Income Tax Expense Allocation - 30/06/2022		412.33		412.33 DR
			<b>412.33</b>	<b>160.68</b>	<b>412.33 DR</b>
<u>(Income Tax) Coco, Giuseppe - Accumulation (COCGIU00002A)</u>					
01/07/2021	Opening Balance				10,362.60 DR
01/07/2021	Close Period Journal			10,362.60	0.00 DR
30/06/2022	Create Entries - Income Tax Expense Allocation - 30/06/2022		13,371.00		13,371.00 DR
			<b>13,371.00</b>	<b>10,362.60</b>	<b>13,371.00 DR</b>
<u>(Income Tax) Coco, Luigi - Accumulation (COCLUI00002A)</u>					
01/07/2021	Opening Balance				10,343.82 DR
01/07/2021	Close Period Journal			10,343.82	0.00 DR
30/06/2022	Create Entries - Income Tax Expense Allocation - 30/06/2022		13,343.87		13,343.87 DR
			<b>13,343.87</b>	<b>10,343.82</b>	<b>13,343.87 DR</b>
<b>Contributions Tax (53800)</b>					
<u>(Contributions Tax) Coco, Elena - Accumulation (COCELE00003A)</u>					
01/07/2021	Opening Balance				3,750.00 DR
01/07/2021	Close Period Journal			3,750.00	0.00 DR
14/06/2022	System Member Journals		4,125.00		4,125.00 DR
			<b>4,125.00</b>	<b>3,750.00</b>	<b>4,125.00 DR</b>
<b>Pensions Paid (54160)</b>					
<u>(Pensions Paid) Coco, Antonio - Pension (Pension No. 2) (COCANT00002P)</u>					
14/06/2022	System Member Journals		1,500.00		1,500.00 DR
			<b>1,500.00</b>		<b>1,500.00 DR</b>
<u>(Pensions Paid) Coco, Elena - Pension (Pension No. 1) (COCELE00001P)</u>					
14/06/2022	System Member Journals		100.00		100.00 DR
			<b>100.00</b>		<b>100.00 DR</b>
<u>(Pensions Paid) Coco, Elena - Pension (Pension No. 2) (COCELE00002P)</u>					
14/06/2022	System Member Journals		300.00		300.00 DR
			<b>300.00</b>		<b>300.00 DR</b>
<u>(Pensions Paid) Coco, Elena - Pension (Account Based Pension 4) (COCELE00005P)</u>					
14/06/2022	System Member Journals		100.00		100.00 DR

# Histar Superannuation Fund

## General Ledger

As at 30 June 2022

Transaction Date	Description	Units	Debit	Credit	Balance \$
			100.00		100.00 DR
	<u>(Pensions Paid) Coco. Elena - Pension (Account Based Pension 5) (COCELE00006P)</u>				
14/06/2022	System Member Journals		1,000.00		1,000.00 DR
			1,000.00		1,000.00 DR
<b>Bank Accounts (60400)</b>					
<u>ANZ Business Online Saver (ANZ198092405)</u>					
01/07/2021	Opening Balance				448,433.17 DR
01/07/2021	ANZ INTERNET BANKING TRANSFER RENT PAYMENT CPMS		400.33		448,833.50 DR
01/07/2021	ANZ INTERNET BANKING TRANSFER RENT PAYMENT CPMS		470.32		449,303.82 DR
01/07/2021	ANZ INTERNET BANKING TRANSFER RENT PAYMENT CPMS		636.67		449,940.49 DR
04/07/2021	ANZ INTERNET BANKING TRANSFER RENT SUNSHINE EMPLOYM		120.00		450,060.49 DR
04/07/2021	ANZ INTERNET BANKING TRANSFER RENT SUNSHINE EMPLOYM		120.00		450,180.49 DR
04/07/2021	ANZ INTERNET BANKING TRANSFER RENT SUNSHINE EMPLOYM		130.00		450,310.49 DR
04/07/2021	ANZ INTERNET BANKING TRANSFER RENT SUNSHINE EMPLOYM		130.00		450,440.49 DR
04/07/2021	ANZ INTERNET BANKING TRANSFER RENT SUNSHINE EMPLOYM		130.00		450,570.49 DR
10/07/2021	ANZ INTERNET BANKING FUNDS TFER TRANSFER 722625 FROM 499172644		4,420.00		454,990.49 DR
10/07/2021	ANZ INTERNET BANKING FUNDS TFER TRANSFER 722557 FROM 499172644		4,420.00		459,410.49 DR
11/07/2021	ANZ INTERNET BANKING TRANSFER RENT SUNSHINE EMPLOYM		120.00		459,530.49 DR
11/07/2021	ANZ INTERNET BANKING TRANSFER RENT SUNSHINE EMPLOYM		120.00		459,650.49 DR
11/07/2021	ANZ INTERNET BANKING TRANSFER RENT SUNSHINE EMPLOYM		130.00		459,780.49 DR
11/07/2021	ANZ INTERNET BANKING TRANSFER RENT SUNSHINE EMPLOYM		130.00		459,910.49 DR
15/07/2021	ANZ INTERNET BANKING TRANSFER RENT PAYMENT CPMS		400.33		460,310.82 DR
15/07/2021	ANZ INTERNET BANKING TRANSFER RENT PAYMENT CPMS		501.39		460,812.21 DR
15/07/2021	ANZ INTERNET BANKING TRANSFER RENT PAYMENT CPMS		815.48		461,627.69 DR
15/07/2021	ANZ INTERNET BANKING FUNDS TFER TRANSFER 303031 FROM 499172644		4,420.00		466,047.69 DR
15/07/2021	ANZ INTERNET BANKING FUNDS TFER TRANSFER 303412 FROM 499172644		4,860.00		470,907.69 DR
18/07/2021	ANZ INTERNET BANKING TRANSFER RENT SUNSHINE EMPLOYM		120.00		471,027.69 DR
18/07/2021	ANZ INTERNET BANKING TRANSFER RENT SUNSHINE EMPLOYM		120.00		471,147.69 DR
18/07/2021	ANZ INTERNET BANKING TRANSFER RENT SUNSHINE EMPLOYM		130.00		471,277.69 DR
18/07/2021	ANZ INTERNET BANKING TRANSFER RENT SUNSHINE EMPLOYM		130.00		471,407.69 DR
18/07/2021	ANZ INTERNET BANKING TRANSFER RENT SUNSHINE EMPLOYM		130.00		471,537.69 DR
25/07/2021	ANZ INTERNET BANKING TRANSFER RENT SUNSHINE EMPLOYM		120.00		471,657.69 DR
25/07/2021	ANZ INTERNET BANKING TRANSFER RENT SUNSHINE EMPLOYM		120.00		471,777.69 DR
25/07/2021	ANZ INTERNET BANKING TRANSFER RENT SUNSHINE EMPLOYM		130.00		471,907.69 DR



## Histar Superannuation Fund

# General Ledger

As at 30 June 2022

Transaction Date	Description	Units	Debit	Credit	Balance \$
25/07/2021	ANZ INTERNET BANKING TRANSFER RENT SUNSHINE EMPLOYM		130.00		472,037.69 DR
25/07/2021	ANZ INTERNET BANKING TRANSFER RENT SUNSHINE EMPLOYM		130.00		472,167.69 DR
25/07/2021	ANZ INTERNET BANKING TRANSFER RENT SUNSHINE EMPLOYM		130.00		472,297.69 DR
25/07/2021	ANZ INTERNET BANKING FUNDS TFER TRANSFER 997855 TO 014507499172644			1,346.25	470,951.44 DR
28/07/2021	ANZ INTERNET BANKING FUNDS TFER TRANSFER 514773 TO 014669107917679			9,574.00	461,377.44 DR
30/07/2021	TRANSFER FROM BISHOPP OUTDOOR BOA PTY PAYMENT		453.75		461,831.19 DR
30/07/2021	CREDIT INTEREST PAID		18.97		461,850.16 DR
01/08/2021	ANZ INTERNET BANKING TRANSFER RENT SUNSHINE EMPLOYM		120.00		461,970.16 DR
01/08/2021	ANZ INTERNET BANKING TRANSFER RENT SUNSHINE EMPLOYM		120.00		462,090.16 DR
01/08/2021	ANZ INTERNET BANKING TRANSFER RENT SUNSHINE EMPLOYM		130.00		462,220.16 DR
01/08/2021	ANZ INTERNET BANKING TRANSFER RENT SUNSHINE EMPLOYM		130.00		462,350.16 DR
01/08/2021	ANZ INTERNET BANKING TRANSFER RENT SUNSHINE EMPLOYM		130.00		462,480.16 DR
01/08/2021	ANZ INTERNET BANKING TRANSFER RENT SUNSHINE EMPLOYM		130.00		462,610.16 DR
03/08/2021	ANZ INTERNET BANKING TRANSFER RENT PAYMENT ANZ		400.33		463,010.49 DR
03/08/2021	ANZ INTERNET BANKING TRANSFER RENT PAYMENT ANZ		501.39		463,511.88 DR
03/08/2021	ANZ INTERNET BANKING TRANSFER RENT PAYMENT ANZ		670.32		464,182.20 DR
05/08/2021	ANZ INTERNET BANKING FUNDS TFER TRANSFER 162339 TO 014669107917679			449.06	463,733.14 DR
08/08/2021	ANZ INTERNET BANKING TRANSFER RENT SUNSHINE EMPLOYM		120.00		463,853.14 DR
08/08/2021	ANZ INTERNET BANKING TRANSFER RENT SUNSHINE EMPLOYM		120.00		463,973.14 DR
08/08/2021	ANZ INTERNET BANKING TRANSFER RENT SUNSHINE EMPLOYM		130.00		464,103.14 DR
08/08/2021	ANZ INTERNET BANKING TRANSFER RENT SUNSHINE EMPLOYM		130.00		464,233.14 DR
08/08/2021	ANZ INTERNET BANKING TRANSFER RENT SUNSHINE EMPLOYM		130.00		464,363.14 DR
08/08/2021	ANZ INTERNET BANKING TRANSFER RENT SUNSHINE EMPLOYM		130.00		464,493.14 DR
08/08/2021	ANZ INTERNET BANKING FUNDS TFER TRANSFER 567676 FROM 499172644		4,420.00		468,913.14 DR
08/08/2021	ANZ INTERNET BANKING FUNDS TFER TRANSFER 567373 FROM 499172644		4,420.00		473,333.14 DR
15/08/2021	ANZ INTERNET BANKING TRANSFER RENT SUNSHINE EMPLOYM		120.00		473,453.14 DR
15/08/2021	ANZ INTERNET BANKING TRANSFER RENT SUNSHINE EMPLOYM		120.00		473,573.14 DR
15/08/2021	ANZ INTERNET BANKING TRANSFER RENT SUNSHINE EMPLOYM		130.00		473,703.14 DR
15/08/2021	ANZ INTERNET BANKING TRANSFER RENT SUNSHINE EMPLOYM		130.00		473,833.14 DR
15/08/2021	ANZ INTERNET BANKING TRANSFER RENT SUNSHINE EMPLOYM		130.00		473,963.14 DR
16/08/2021	ANZ INTERNET BANKING TRANSFER RENT PAYMENT ANZ		501.39		474,464.53 DR
16/08/2021	ANZ INTERNET BANKING TRANSFER RENT PAYMENT ANZ		670.32		475,134.85 DR
16/08/2021	ANZ INTERNET BANKING TRANSFER RENT PAYMENT ANZ		800.66		475,935.51 DR

## Histar Superannuation Fund

# General Ledger

As at 30 June 2022

Transaction Date	Description	Units	Debit	Credit	Balance \$
18/08/2021	ANZ INTERNET BANKING FUNDS TFER TRANSFER 883434 FROM 499172644		4,420.00		480,355.51 DR
18/08/2021	ANZ INTERNET BANKING FUNDS TFER TRANSFER 883288 FROM 499172644		4,420.00		484,775.51 DR
22/08/2021	ANZ INTERNET BANKING TRANSFER RENT SUNSHINE EMPLOYM		120.00		484,895.51 DR
22/08/2021	ANZ INTERNET BANKING TRANSFER RENT SUNSHINE EMPLOYM		120.00		485,015.51 DR
22/08/2021	ANZ INTERNET BANKING TRANSFER RENT SUNSHINE EMPLOYM		130.00		485,145.51 DR
22/08/2021	ANZ INTERNET BANKING TRANSFER RENT SUNSHINE EMPLOYM		130.00		485,275.51 DR
22/08/2021	ANZ INTERNET BANKING TRANSFER RENT SUNSHINE EMPLOYM		130.00		485,405.51 DR
29/08/2021	ANZ INTERNET BANKING TRANSFER RENT SUNSHINE EMPLOYM		120.00		485,525.51 DR
29/08/2021	ANZ INTERNET BANKING TRANSFER RENT SUNSHINE EMPLOYM		120.00		485,645.51 DR
29/08/2021	ANZ INTERNET BANKING TRANSFER RENT SUNSHINE EMPLOYM		130.00		485,775.51 DR
29/08/2021	ANZ INTERNET BANKING TRANSFER RENT SUNSHINE EMPLOYM		130.00		485,905.51 DR
29/08/2021	ANZ INTERNET BANKING TRANSFER RENT SUNSHINE EMPLOYM		130.00		486,035.51 DR
29/08/2021	ANZ INTERNET BANKING FUNDS TFER TRANSFER 414731 TO 014669107917679			282.44	485,753.07 DR
31/08/2021	CREDIT INTEREST PAID		20.84		485,773.91 DR
01/09/2021	ANZ INTERNET BANKING TRANSFER RENT PAYMENT ANZ		86.44		485,860.35 DR
01/09/2021	ANZ INTERNET BANKING TRANSFER RENT PAYMENT ANZ		300.62		486,160.97 DR
01/09/2021	ANZ INTERNET BANKING TRANSFER RENT PAYMENT ANZ		670.32		486,831.29 DR
01/09/2021	ANZ INTERNET BANKING FUNDS TFER TRANSFER 280348 FROM 499172644		4,420.00		491,251.29 DR
01/09/2021	ANZ INTERNET BANKING FUNDS TFER TRANSFER 279767 FROM 499172644		4,420.00		495,671.29 DR
05/09/2021	ANZ INTERNET BANKING TRANSFER RENT SUNSHINE EMPLOYM		50.00		495,721.29 DR
05/09/2021	ANZ INTERNET BANKING TRANSFER RENT SUNSHINE EMPLOYM		120.00		495,841.29 DR
05/09/2021	ANZ INTERNET BANKING TRANSFER RENT SUNSHINE EMPLOYM		120.00		495,961.29 DR
05/09/2021	ANZ INTERNET BANKING TRANSFER RENT SUNSHINE EMPLOYM		130.00		496,091.29 DR
05/09/2021	ANZ INTERNET BANKING TRANSFER RENT SUNSHINE EMPLOYM		130.00		496,221.29 DR
12/09/2021	ANZ INTERNET BANKING TRANSFER RENT SUNSHINE EMPLOYM		120.00		496,341.29 DR
12/09/2021	ANZ INTERNET BANKING TRANSFER RENT SUNSHINE EMPLOYM		120.00		496,461.29 DR
12/09/2021	ANZ INTERNET BANKING TRANSFER RENT SUNSHINE EMPLOYM		130.00		496,591.29 DR
12/09/2021	ANZ INTERNET BANKING TRANSFER RENT SUNSHINE EMPLOYM		130.00		496,721.29 DR
12/09/2021	ANZ INTERNET BANKING TRANSFER RENT SUNSHINE EMPLOYM		130.00		496,851.29 DR
15/09/2021	ANZ INTERNET BANKING TRANSFER RENT PAYMENT ANZ		335.16		497,186.45 DR
15/09/2021	ANZ INTERNET BANKING TRANSFER RENT PAYMENT ANZ		400.33		497,586.78 DR
19/09/2021	ANZ INTERNET BANKING TRANSFER RENT SUNSHINE EMPLOYM		120.00		497,706.78 DR
19/09/2021	ANZ INTERNET BANKING TRANSFER RENT SUNSHINE EMPLOYM		120.00		497,826.78 DR

# Histar Superannuation Fund

## General Ledger

As at 30 June 2022

Transaction Date	Description	Units	Debit	Credit	Balance \$
19/09/2021	ANZ INTERNET BANKING TRANSFER RENT SUNSHINE EMPLOYM		130.00		497,956.78 DR
19/09/2021	ANZ INTERNET BANKING TRANSFER RENT SUNSHINE EMPLOYM		130.00		498,086.78 DR
19/09/2021	ANZ INTERNET BANKING FUNDS TFER TRANSFER 546779 FROM 499172644		4,420.00		502,506.78 DR
19/09/2021	ANZ INTERNET BANKING FUNDS TFER TRANSFER 546695 FROM 499172644		4,420.00		506,926.78 DR
20/09/2021	ANZ INTERNET BANKING FUNDS TFER TRANSFER 986204 TO 014507499172644			1,394.85	505,531.93 DR
26/09/2021	ANZ INTERNET BANKING TRANSFER RENT SUNSHINE EMPLOYM		120.00		505,651.93 DR
26/09/2021	ANZ INTERNET BANKING TRANSFER RENT SUNSHINE EMPLOYM		120.00		505,771.93 DR
26/09/2021	ANZ INTERNET BANKING TRANSFER RENT SUNSHINE EMPLOYM		130.00		505,901.93 DR
26/09/2021	ANZ INTERNET BANKING TRANSFER RENT SUNSHINE EMPLOYM		130.00		506,031.93 DR
29/09/2021	TRANSFER FROM BISHOPP OUTDOOR BOA PTY PAYMENT		3,728.76		509,760.69 DR
29/09/2021	ANZ INTERNET BANKING FUNDS TFER TRANSFER 578014 FROM 499172644		4,420.00		514,180.69 DR
29/09/2021	ANZ INTERNET BANKING FUNDS TFER TRANSFER 577684 FROM 499172644		4,420.00		518,600.69 DR
30/09/2021	CREDIT INTEREST PAID		20.55		518,621.24 DR
01/10/2021	ANZ INTERNET BANKING TRANSFER RENT PAYMENT ANZ		400.33		519,021.57 DR
01/10/2021	ANZ INTERNET BANKING TRANSFER RENT PAYMENT ANZ		1,722.35		520,743.92 DR
03/10/2021	ANZ INTERNET BANKING TRANSFER RENT SUNSHINE EMPLOYM		120.00		520,863.92 DR
03/10/2021	ANZ INTERNET BANKING TRANSFER RENT SUNSHINE EMPLOYM		120.00		520,983.92 DR
03/10/2021	ANZ INTERNET BANKING TRANSFER RENT SUNSHINE EMPLOYM		130.00		521,113.92 DR
03/10/2021	ANZ INTERNET BANKING TRANSFER RENT SUNSHINE EMPLOYM		130.00		521,243.92 DR
10/10/2021	ANZ INTERNET BANKING TRANSFER RENT SUNSHINE EMPLOYM		120.00		521,363.92 DR
10/10/2021	ANZ INTERNET BANKING TRANSFER RENT SUNSHINE EMPLOYM		120.00		521,483.92 DR
10/10/2021	ANZ INTERNET BANKING TRANSFER RENT SUNSHINE EMPLOYM		130.00		521,613.92 DR
10/10/2021	ANZ INTERNET BANKING TRANSFER RENT SUNSHINE EMPLOYM		130.00		521,743.92 DR
17/10/2021	ANZ INTERNET BANKING TRANSFER RENT SUNSHINE EMPLOYM		120.00		521,863.92 DR
17/10/2021	ANZ INTERNET BANKING TRANSFER RENT SUNSHINE EMPLOYM		120.00		521,983.92 DR
17/10/2021	ANZ INTERNET BANKING TRANSFER RENT SUNSHINE EMPLOYM		130.00		522,113.92 DR
17/10/2021	ANZ INTERNET BANKING TRANSFER RENT SUNSHINE EMPLOYM		130.00		522,243.92 DR
18/10/2021	ANZ INTERNET BANKING TRANSFER RENT PAYMENT ANZ		177.31		522,421.23 DR
18/10/2021	ANZ INTERNET BANKING TRANSFER RENT PAYMENT ANZ		344.47		522,765.70 DR
18/10/2021	ANZ INTERNET BANKING TRANSFER RENT PAYMENT ANZ		400.33		523,166.03 DR
22/10/2021	ANZ INTERNET BANKING FUNDS TFER TRANSFER 396014 FROM 499172644		4,420.00		527,586.03 DR
22/10/2021	ANZ INTERNET BANKING FUNDS TFER TRANSFER 395721 FROM 499172644		4,420.00		532,006.03 DR

# Histar Superannuation Fund

## General Ledger

As at 30 June 2022

Transaction Date	Description	Units	Debit	Credit	Balance \$
22/10/2021	ANZ INTERNET BANKING FUNDS TFER TRANSFER 378052 TO 014669107917679			1,150.05	530,855.98 DR
22/10/2021	ANZ INTERNET BANKING FUNDS TFER TRANSFER 383145 TO 014669107917679			9,574.00	521,281.98 DR
24/10/2021	ANZ INTERNET BANKING TRANSFER RENT SUNSHINE EMPLOYM		120.00		521,401.98 DR
24/10/2021	ANZ INTERNET BANKING TRANSFER RENT SUNSHINE EMPLOYM		120.00		521,521.98 DR
24/10/2021	ANZ INTERNET BANKING TRANSFER RENT SUNSHINE EMPLOYM		130.00		521,651.98 DR
24/10/2021	ANZ INTERNET BANKING TRANSFER RENT SUNSHINE EMPLOYM		130.00		521,781.98 DR
28/10/2021	TRANSFER FROM BISHOPP OUTDOOR BOA PTY PAYMENT		453.75		522,235.73 DR
28/10/2021	ANZ INTERNET BANKING FUNDS TFER TRANSFER 201663 TO 014669107917679			192.01	522,043.72 DR
28/10/2021	ANZ INTERNET BANKING FUNDS TFER TRANSFER 202419 TO 014669107917679			277.76	521,765.96 DR
29/10/2021	ANZ INTERNET BANKING FUNDS TFER TRANSFER 916628 FROM 499172644		4,420.00		526,185.96 DR
29/10/2021	ANZ INTERNET BANKING FUNDS TFER TRANSFER 916217 FROM 499172644		4,420.00		530,605.96 DR
29/10/2021	CREDIT INTEREST PAID		8.71		530,614.67 DR
31/10/2021	ANZ INTERNET BANKING TRANSFER RENT SUNSHINE EMPLOYM		130.00		530,744.67 DR
31/10/2021	ANZ INTERNET BANKING TRANSFER RENT SUNSHINE EMPLOYM		130.00		530,874.67 DR
31/10/2021	ANZ INTERNET BANKING TRANSFER RENT SUNSHINE EMPLOYM		180.00		531,054.67 DR
31/10/2021	ANZ INTERNET BANKING TRANSFER RENT SUNSHINE EMPLOYM		180.00		531,234.67 DR
01/11/2021	ANZ INTERNET BANKING TRANSFER RENT PAYMENT ANZ		400.33		531,635.00 DR
01/11/2021	ANZ INTERNET BANKING TRANSFER RENT PAYMENT ANZ		501.39		532,136.39 DR
01/11/2021	ANZ INTERNET BANKING TRANSFER RENT PAYMENT ANZ		756.77		532,893.16 DR
07/11/2021	ANZ INTERNET BANKING TRANSFER RENT SUNSHINE EMPLOYM		120.00		533,013.16 DR
07/11/2021	ANZ INTERNET BANKING TRANSFER RENT SUNSHINE EMPLOYM		130.00		533,143.16 DR
10/11/2021	ANZ INTERNET BANKING FUNDS TFER TRANSFER 939466 FROM 499172644		4,420.00		537,563.16 DR
10/11/2021	ANZ INTERNET BANKING FUNDS TFER TRANSFER 938959 FROM 499172644		6,560.00		544,123.16 DR
15/11/2021	ANZ INTERNET BANKING TRANSFER RENT PAYMENT ANZ		248.94		544,372.10 DR
15/11/2021	ANZ INTERNET BANKING TRANSFER RENT PAYMENT ANZ		501.39		544,873.49 DR
15/11/2021	ANZ INTERNET BANKING TRANSFER RENT PAYMENT ANZ		509.48		545,382.97 DR
29/11/2021	ANZ INTERNET BANKING FUNDS TFER TRANSFER 236082 TO 014669107917679			321.77	545,061.20 DR
30/11/2021	ANZ INTERNET BANKING FUNDS TFER TRANSFER 735311 TO 014669107917679			440.00	544,621.20 DR
30/11/2021	CREDIT INTEREST PAID		4.74		544,625.94 DR
01/12/2021	ANZ INTERNET BANKING TRANSFER RENT PAYMENT ANZ		344.47		544,970.41 DR
01/12/2021	ANZ INTERNET BANKING TRANSFER		404.98		545,375.39 DR

# Histar Superannuation Fund

## General Ledger

As at 30 June 2022

Transaction Date	Description	Units	Debit	Credit	Balance \$
	RENT PAYMENT ANZ				
01/12/2021	ANZ INTERNET BANKING TRANSFER RENT PAYMENT ANZ		501.39		545,876.78 DR
15/12/2021	ANZ INTERNET BANKING TRANSFER RENT PAYMENT ANZ		496.03		546,372.81 DR
15/12/2021	ANZ INTERNET BANKING TRANSFER RENT PAYMENT ANZ		501.39		546,874.20 DR
15/12/2021	ANZ INTERNET BANKING TRANSFER RENT PAYMENT ANZ		883.84		547,758.04 DR
22/12/2021	ANZ INTERNET BANKING FUNDS TFER TRANSFER 346279 TO 014507499172644			1,394.85	546,363.19 DR
31/12/2021	ANZ INTERNET BANKING FUNDS TFER TRANSFER 453824 TO 014720325438342			3,965.00	542,398.19 DR
31/12/2021	CREDIT INTEREST PAID		4.64		542,402.83 DR
04/01/2022	ANZ INTERNET BANKING TRANSFER RENT PAYMENT ANZ		501.39		542,904.22 DR
04/01/2022	ANZ INTERNET BANKING TRANSFER RENT PAYMENT ANZ		1,694.42		544,598.64 DR
06/01/2022	TRANSFER FROM BISHOPP OUTDOOR BOA PTY PAYMENT		3,728.76		548,327.40 DR
18/01/2022	ANZ INTERNET BANKING TRANSFER RENT PAYMENT ANZ		372.40		548,699.80 DR
18/01/2022	ANZ INTERNET BANKING TRANSFER RENT PAYMENT ANZ		557.10		549,256.90 DR
18/01/2022	ANZ INTERNET BANKING TRANSFER RENT PAYMENT ANZ		678.92		549,935.82 DR
28/01/2022	TRANSFER FROM BISHOPP OUTDOOR BOA PTY PAYMENT		481.07		550,416.89 DR
31/01/2022	CREDIT INTEREST PAID		4.65		550,421.54 DR
02/02/2022	ANZ INTERNET BANKING TRANSFER RENT PAYMENT ANZ		557.10		550,978.64 DR
02/02/2022	ANZ INTERNET BANKING TRANSFER RENT PAYMENT ANZ		688.94		551,667.58 DR
15/02/2022	ANZ INTERNET BANKING TRANSFER RENT PAYMENT ANZ		557.10		552,224.68 DR
15/02/2022	ANZ INTERNET BANKING TRANSFER RENT PAYMENT ANZ		688.94		552,913.62 DR
15/02/2022	ANZ INTERNET BANKING TRANSFER RENT PAYMENT ANZ		924.53		553,838.15 DR
24/02/2022	ANZ INTERNET BANKING FUNDS TFER TRANSFER 168933 TO 014669478257761			5,417.00	548,421.15 DR
28/02/2022	ANZ INTERNET BANKING FUNDS TFER TRANSFER 119526 TO 014720325438342			3,960.00	544,461.15 DR
28/02/2022	CREDIT INTEREST PAID		4.24		544,465.39 DR
01/03/2022	ANZ INTERNET BANKING TRANSFER RENT PAYMENT ANZ		409.64		544,875.03 DR
01/03/2022	ANZ INTERNET BANKING TRANSFER RENT PAYMENT ANZ		510.68		545,385.71 DR
09/03/2022	ANZ INTERNET BANKING FUNDS TFER TRANSFER 243660 FROM 499172644		55,000.00		600,385.71 DR
09/03/2022	ANZ INTERNET BANKING FUNDS TFER TRANSFER 237644 TO 014507499172644			36,000.00	564,385.71 DR
15/03/2022	ANZ INTERNET BANKING TRANSFER RENT PAYMENT ANZ		409.64		564,795.35 DR
15/03/2022	ANZ INTERNET BANKING TRANSFER RENT PAYMENT ANZ		599.98		565,395.33 DR
15/03/2022	TRANSFER FROM ATO ATO009000016017884		13,421.13		578,816.46 DR
19/03/2022	ANZ INTERNET BANKING FUNDS TFER TRANSFER 672458 TO 014720325438342			440.00	578,376.46 DR
21/03/2022	ANZ INTERNET BANKING FUNDS TFER			308.28	578,068.18 DR

# Histar Superannuation Fund

## General Ledger

As at 30 June 2022

Transaction Date	Description	Units	Debit	Credit	Balance \$
	TRANSFER 347720 TO 014669478257761				
21/03/2022	ANZ INTERNET BANKING FUNDS TFER TRANSFER 340592 TO 014507499172644			459.86	577,608.32 DR
21/03/2022	ANZ INTERNET BANKING FUNDS TFER TRANSFER 340046 TO 014507499172644			1,394.85	576,213.47 DR
31/03/2022	TAKING UP SIGNAGE RENT		3,728.76		579,942.23 DR
31/03/2022	CREDIT INTEREST PAID		4.80		579,947.03 DR
01/04/2022	ANZ INTERNET BANKING TRANSFER RENT PAYMENT ANZ		409.64		580,356.67 DR
01/04/2022	ANZ INTERNET BANKING TRANSFER RENT PAYMENT ANZ		442.42		580,799.09 DR
01/04/2022	ANZ INTERNET BANKING TRANSFER RENT PAYMENT ANZ		1,114.20		581,913.29 DR
19/04/2022	ANZ INTERNET BANKING TRANSFER RENT PAYMENT ANZ		409.64		582,322.93 DR
19/04/2022	ANZ INTERNET BANKING TRANSFER RENT PAYMENT ANZ		623.77		582,946.70 DR
23/04/2022	ANZ INTERNET BANKING FUNDS TFER TRANSFER 670621 TO 014720325438342			7,495.00	575,451.70 DR
29/04/2022	CREDIT INTEREST PAID		4.61		575,456.31 DR
03/05/2022	ANZ INTERNET BANKING TRANSFER RENT PAYMENT ANZ		409.64		575,865.95 DR
03/05/2022	ANZ INTERNET BANKING TRANSFER RENT PAYMENT ANZ		557.10		576,423.05 DR
03/05/2022	ANZ INTERNET BANKING TRANSFER RENT PAYMENT ANZ		726.18		577,149.23 DR
04/05/2022	TRANSFER FROM BISHOPP OUTDOOR BOA PTY PAYMENT		475.98		577,625.21 DR
10/05/2022	ANZ INTERNET BANKING FUNDS TFER TRANSFER 370817 TO 014720325438342			442.83	577,182.38 DR
16/05/2022	ANZ INTERNET BANKING TRANSFER RENT PAYMENT ANZ		726.18		577,908.56 DR
16/05/2022	ANZ INTERNET BANKING TRANSFER RENT PAYMENT ANZ		1,114.20		579,022.76 DR
31/05/2022	CREDIT INTEREST PAID		5.07		579,027.83 DR
01/06/2022	ANZ INTERNET BANKING TRANSFER RENT PAYMENT ANZ		285.68		579,313.51 DR
01/06/2022	ANZ INTERNET BANKING TRANSFER RENT PAYMENT ANZ		726.18		580,039.69 DR
01/06/2022	ANZ INTERNET BANKING FUNDS TFER TRANSFER 453840 TO 014720325438342			321.00	579,718.69 DR
14/06/2022	ANZ INTERNET BANKING FUNDS TFER TRANSFER 967296 FROM 499172644		27,500.00		607,218.69 DR
14/06/2022	ANZ INTERNET BANKING FUNDS TFER TRANSFER 971292 FROM 499172644		48,679.48		655,898.17 DR
14/06/2022	ANZ INTERNET BANKING FUNDS TFER TRANSFER 970556 TO 014669107917679			3,000.00	652,898.17 DR
15/06/2022	ANZ INTERNET BANKING TRANSFER RENT PAYMENT ANZ		604.80		653,502.97 DR
15/06/2022	ANZ INTERNET BANKING TRANSFER RENT PAYMENT ANZ		726.18		654,229.15 DR
22/06/2022	ANZ INTERNET BANKING FUNDS TFER TRANSFER 261640 FROM 499172644		27,500.00		681,729.15 DR
30/06/2022	CREDIT INTEREST PAID		15.23		681,744.38 DR
			<b>322,912.07</b>	<b>89,600.86</b>	<b>681,744.38 DR</b>

ANZ Business Essentials (ANZ325438342)

# Histar Superannuation Fund

## General Ledger

As at 30 June 2022

Transaction Date	Description	Units	Debit	Credit	Balance \$
30/06/2022	POSTING ANZ ESSENTIALS CASHBOOK		5,168.83		5,168.83 DR
30/06/2022	POSTING ANZ ESSENTIALS CASHBOOK			5,164.76	4.07 DR
			<b>5,168.83</b>	<b>5,164.76</b>	<b>4.07 DR</b>
<b>Plant and Equipment (at written down value) - Unitised (76550)</b>					
<u>Amenities Block - 2/3 (HIST0001_AMENITIESBL)</u>					
01/07/2021	Opening Balance	1.00			4,427.51 DR
30/06/2022	Depreciation for the period {2022}			158.13	4,269.38 DR
		<b>1.00</b>		<b>158.13</b>	<b>4,269.38 DR</b>
<u>Bathroom Renovation - Bart Rd (HIST0001_BATHROOMREN)</u>					
01/07/2021	Opening Balance	1.00			2,962.97 DR
30/06/2022	Depreciation for the period {2022}			90.37	2,872.60 DR
		<b>1.00</b>		<b>90.37</b>	<b>2,872.60 DR</b>
<u>Capital Repairs - 30 Margaret (HIST0001_CAPITALREPA)</u>					
01/07/2021	Opening Balance	1.00			803.38 DR
30/06/2022	Depreciation for the period {2022}			26.78	776.60 DR
		<b>1.00</b>		<b>26.78</b>	<b>776.60 DR</b>
<u>Carport - 8 Lynch St (HIST0001_CARPORT-8LY)</u>					
01/07/2021	Opening Balance	1.00			2,504.80 DR
30/06/2022	Depreciation for the period {2022}			74.16	2,430.64 DR
30/06/2022	Revaluation - 30/06/2022 @ \$2,430.600000 (Exit) - 1.000000 Units on hand			0.04	2,430.60 DR
		<b>1.00</b>		<b>74.20</b>	<b>2,430.60 DR</b>
<u>Cold Room - 2/3 (HIST0001_COLDROOM-2/)</u>					
01/07/2021	Opening Balance	1.00			4,722.36 DR
30/06/2022	Depreciation for the period {2022}			531.27	4,191.09 DR
		<b>1.00</b>		<b>531.27</b>	<b>4,191.09 DR</b>
<u>Curtains - 30 Margaret (HIST0001_CURTAINS-30)</u>					
01/07/2021	Opening Balance	1.00			0.00 DR
		<b>1.00</b>			<b>0.00 DR</b>
<u>Fans - 30 Margaret (HIST0001_FANS-30MARG)</u>					
01/07/2021	Opening Balance	1.00			24.51 DR
30/06/2022	Depreciation for the period {2022}			9.19	15.32 DR
		<b>1.00</b>		<b>9.19</b>	<b>15.32 DR</b>
<u>Flooring - Bart Rd (HIST0001_FLOORING-BA)</u>					
01/07/2021	Opening Balance	1.00			596.16 DR
30/06/2022	Depreciation for the period {2022}			119.23	476.93 DR
		<b>1.00</b>		<b>119.23</b>	<b>476.93 DR</b>
<u>Flooring for Accommodation (HIST0001_FLOORINGFOR)</u>					
01/07/2021	Opening Balance	1.00			145.88 DR
30/06/2022	Depreciation for the period {2022}			54.71	91.17 DR
		<b>1.00</b>		<b>54.71</b>	<b>91.17 DR</b>
<u>Gravel - 2/3 (HIST0001_GRAVEL-2/3)</u>					
01/07/2021	Opening Balance	1.00			1,537.91 DR
30/06/2022	Depreciation for the period {2022}			54.93	1,482.98 DR
		<b>1.00</b>		<b>54.93</b>	<b>1,482.98 DR</b>



# Histar Superannuation Fund

## General Ledger

As at 30 June 2022

Transaction Date	Description	Units	Debit	Credit	Balance \$
<u>Improvements - 8 Lynch St, Elimbah (HIST0001_IMPROVEMENT)</u>					
01/07/2021	Opening Balance	1.00			1,168.00 DR
30/06/2022	Depreciation for the period {2022}			46.75	1,121.25 DR
		<b>1.00</b>		<b>46.75</b>	<b>1,121.25 DR</b>
<u>Oven &amp; Cooktop - Lynch St (HIST0001_OVEN&amp;COOKTO)</u>					
01/07/2021	Opening Balance	1.00			148.91 DR
30/06/2022	Depreciation for the period {2022}			55.84	93.07 DR
		<b>1.00</b>		<b>55.84</b>	<b>93.07 DR</b>
<u>Shed (2) - 2/3 (HIST0001_SHED(2)-2/3)</u>					
01/07/2021	Opening Balance	1.00			8,024.04 DR
30/06/2022	Depreciation for the period {2022}			286.58	7,737.46 DR
		<b>1.00</b>		<b>286.58</b>	<b>7,737.46 DR</b>
<u>Shed - 2/3 (HIST0001_SHED-2/3)</u>					
01/07/2021	Opening Balance	1.00			11,023.60 DR
30/06/2022	Depreciation for the period {2022}			393.70	10,629.90 DR
		<b>1.00</b>		<b>393.70</b>	<b>10,629.90 DR</b>
<u>Stove (Bart Rd) (HIST0001_STOVE(BARTR))</u>					
01/07/2021	Opening Balance	1.00			7.70 DR
30/06/2022	Depreciation for the period {2022}			2.89	4.81 DR
		<b>1.00</b>		<b>2.89</b>	<b>4.81 DR</b>
<b><u>Real Estate Properties ( Australian - Residential) (77200)</u></b>					
<u>8 Lynch St, Elimbah (HIS0001)</u>					
01/07/2021	Opening Balance	1.00			418,468.03 DR
30/06/2022	Revaluation - 30/06/2022 @ \$725,000.000000 (Exit) - 1.000000 Units on hand		306,531.97		725,000.00 DR
		<b>1.00</b>	<b>306,531.97</b>		<b>725,000.00 DR</b>
<u>235 Bartholemew Rd (HIS0005)</u>					
01/07/2021	Opening Balance	1.00			1,418,631.85 DR
30/06/2022	Revaluation - 30/06/2022 @ \$1,466,667.000000 (Exit) - 1.000000 Units on hand		48,035.15		1,466,667.00 DR
		<b>1.00</b>	<b>48,035.15</b>		<b>1,466,667.00 DR</b>
<u>30 Margaret Street (HIS0006)</u>					
01/07/2021	Opening Balance	1.00			339,130.63 DR
30/06/2022	Revaluation - 30/06/2022 @ \$505,000.000000 (Exit) - 1.000000 Units on hand		165,869.37		505,000.00 DR
		<b>1.00</b>	<b>165,869.37</b>		<b>505,000.00 DR</b>
<u>6 Lynch Street (HIS0007)</u>					
01/07/2021	Opening Balance	1.00			397,500.00 DR
30/06/2022	Revaluation - 30/06/2022 @ \$640,000.000000 (Exit) - 1.000000 Units on hand		242,500.00		640,000.00 DR
		<b>1.00</b>	<b>242,500.00</b>		<b>640,000.00 DR</b>
<b><u>GST Payable/Refundable (84000)</u></b>					
<u>GST Payable/Refundable (84000)</u>					
04/07/2021	ANZ INTERNET BANKING TRANSFER RENT SUNSHINE EMPLOYM			10.91	10.91 CR



## Histar Superannuation Fund

# General Ledger

As at 30 June 2022

Transaction Date	Description	Units	Debit	Credit	Balance \$
04/07/2021	ANZ INTERNET BANKING TRANSFER RENT SUNSHINE EMPLOYM			11.82	22.73 CR
04/07/2021	ANZ INTERNET BANKING TRANSFER RENT SUNSHINE EMPLOYM			10.91	33.64 CR
04/07/2021	ANZ INTERNET BANKING TRANSFER RENT SUNSHINE EMPLOYM			11.82	45.46 CR
04/07/2021	ANZ INTERNET BANKING TRANSFER RENT SUNSHINE EMPLOYM			11.82	57.28 CR
10/07/2021	ANZ INTERNET BANKING FUNDS TFER TRANSFER 722625 FROM 499172644			401.82	459.10 CR
10/07/2021	ANZ INTERNET BANKING FUNDS TFER TRANSFER 722557 FROM 499172644			401.82	860.92 CR
11/07/2021	ANZ INTERNET BANKING TRANSFER RENT SUNSHINE EMPLOYM			11.82	872.74 CR
11/07/2021	ANZ INTERNET BANKING TRANSFER RENT SUNSHINE EMPLOYM			10.91	883.65 CR
11/07/2021	ANZ INTERNET BANKING TRANSFER RENT SUNSHINE EMPLOYM			10.91	894.56 CR
11/07/2021	ANZ INTERNET BANKING TRANSFER RENT SUNSHINE EMPLOYM			11.82	906.38 CR
15/07/2021	ANZ INTERNET BANKING FUNDS TFER TRANSFER 303031 FROM 499172644			401.82	1,308.20 CR
15/07/2021	ANZ INTERNET BANKING FUNDS TFER TRANSFER 303412 FROM 499172644			441.82	1,750.02 CR
18/07/2021	ANZ INTERNET BANKING TRANSFER RENT SUNSHINE EMPLOYM			11.82	1,761.84 CR
18/07/2021	ANZ INTERNET BANKING TRANSFER RENT SUNSHINE EMPLOYM			11.82	1,773.66 CR
18/07/2021	ANZ INTERNET BANKING TRANSFER RENT SUNSHINE EMPLOYM			10.91	1,784.57 CR
18/07/2021	ANZ INTERNET BANKING TRANSFER RENT SUNSHINE EMPLOYM			10.91	1,795.48 CR
18/07/2021	ANZ INTERNET BANKING TRANSFER RENT SUNSHINE EMPLOYM			11.82	1,807.30 CR
25/07/2021	ANZ INTERNET BANKING TRANSFER RENT SUNSHINE EMPLOYM			11.82	1,819.12 CR
25/07/2021	ANZ INTERNET BANKING TRANSFER RENT SUNSHINE EMPLOYM			11.82	1,830.94 CR
25/07/2021	ANZ INTERNET BANKING TRANSFER RENT SUNSHINE EMPLOYM			11.82	1,842.76 CR
25/07/2021	ANZ INTERNET BANKING TRANSFER RENT SUNSHINE EMPLOYM			11.82	1,854.58 CR
25/07/2021	ANZ INTERNET BANKING TRANSFER RENT SUNSHINE EMPLOYM			10.91	1,865.49 CR
25/07/2021	ANZ INTERNET BANKING TRANSFER RENT SUNSHINE EMPLOYM			10.91	1,876.40 CR
30/07/2021	TRANSFER FROM BISHOPP OUTDOOR BOA PTY PAYMENT			41.25	1,917.65 CR
31/07/2021	July 2021 - Mystar's share of 235 Bartholomew Road and Signage Income transferred from Income to Mystar's loan account		639.20		1,278.45 CR
01/08/2021	ANZ INTERNET BANKING TRANSFER RENT SUNSHINE EMPLOYM			11.82	1,290.27 CR
01/08/2021	ANZ INTERNET BANKING TRANSFER RENT SUNSHINE EMPLOYM			11.82	1,302.09 CR
01/08/2021	ANZ INTERNET BANKING TRANSFER RENT SUNSHINE EMPLOYM			11.82	1,313.91 CR
01/08/2021	ANZ INTERNET BANKING TRANSFER RENT SUNSHINE EMPLOYM			11.82	1,325.73 CR
01/08/2021	ANZ INTERNET BANKING TRANSFER RENT SUNSHINE EMPLOYM			10.91	1,336.64 CR
01/08/2021	ANZ INTERNET BANKING TRANSFER RENT SUNSHINE EMPLOYM			10.91	1,347.55 CR
08/08/2021	ANZ INTERNET BANKING FUNDS TFER TRANSFER 567676 FROM			401.82	1,749.37 CR

## Histar Superannuation Fund

# General Ledger

As at 30 June 2022

Transaction Date	Description	Units	Debit	Credit	Balance \$
	499172644				
08/08/2021	ANZ INTERNET BANKING FUNDS TFER TRANSFER 567373 FROM 499172644			401.82	2,151.19 CR
08/08/2021	ANZ INTERNET BANKING TRANSFER RENT SUNSHINE EMPLOYM			11.82	2,163.01 CR
08/08/2021	ANZ INTERNET BANKING TRANSFER RENT SUNSHINE EMPLOYM			11.82	2,174.83 CR
08/08/2021	ANZ INTERNET BANKING TRANSFER RENT SUNSHINE EMPLOYM			11.82	2,186.65 CR
08/08/2021	ANZ INTERNET BANKING TRANSFER RENT SUNSHINE EMPLOYM			11.82	2,198.47 CR
08/08/2021	ANZ INTERNET BANKING TRANSFER RENT SUNSHINE EMPLOYM			10.91	2,209.38 CR
08/08/2021	ANZ INTERNET BANKING TRANSFER RENT SUNSHINE EMPLOYM			10.91	2,220.29 CR
15/08/2021	ANZ INTERNET BANKING TRANSFER RENT SUNSHINE EMPLOYM			10.91	2,231.20 CR
15/08/2021	ANZ INTERNET BANKING TRANSFER RENT SUNSHINE EMPLOYM			10.91	2,242.11 CR
15/08/2021	ANZ INTERNET BANKING TRANSFER RENT SUNSHINE EMPLOYM			11.82	2,253.93 CR
15/08/2021	ANZ INTERNET BANKING TRANSFER RENT SUNSHINE EMPLOYM			11.82	2,265.75 CR
15/08/2021	ANZ INTERNET BANKING TRANSFER RENT SUNSHINE EMPLOYM			11.82	2,277.57 CR
18/08/2021	ANZ INTERNET BANKING FUNDS TFER TRANSFER 883434 FROM 499172644			401.82	2,679.39 CR
18/08/2021	ANZ INTERNET BANKING FUNDS TFER TRANSFER 883288 FROM 499172644			401.82	3,081.21 CR
22/08/2021	ANZ INTERNET BANKING TRANSFER RENT SUNSHINE EMPLOYM			11.82	3,093.03 CR
22/08/2021	ANZ INTERNET BANKING TRANSFER RENT SUNSHINE EMPLOYM			10.91	3,103.94 CR
22/08/2021	ANZ INTERNET BANKING TRANSFER RENT SUNSHINE EMPLOYM			10.91	3,114.85 CR
22/08/2021	ANZ INTERNET BANKING TRANSFER RENT SUNSHINE EMPLOYM			11.82	3,126.67 CR
22/08/2021	ANZ INTERNET BANKING TRANSFER RENT SUNSHINE EMPLOYM			11.82	3,138.49 CR
29/08/2021	ANZ INTERNET BANKING TRANSFER RENT SUNSHINE EMPLOYM			11.82	3,150.31 CR
29/08/2021	ANZ INTERNET BANKING TRANSFER RENT SUNSHINE EMPLOYM			11.82	3,162.13 CR
29/08/2021	ANZ INTERNET BANKING TRANSFER RENT SUNSHINE EMPLOYM			10.91	3,173.04 CR
29/08/2021	ANZ INTERNET BANKING TRANSFER RENT SUNSHINE EMPLOYM			11.82	3,184.86 CR
29/08/2021	ANZ INTERNET BANKING TRANSFER RENT SUNSHINE EMPLOYM			10.91	3,195.77 CR
31/08/2021	Aug 2021 - Myster's share of 235 Bartholomew Road and Signage Income transferred from Income to Myster's loan account		639.09		2,556.68 CR
01/09/2021	ANZ INTERNET BANKING FUNDS TFER TRANSFER 280348 FROM 499172644			401.82	2,958.50 CR
01/09/2021	ANZ INTERNET BANKING FUNDS TFER TRANSFER 279767 FROM 499172644			401.82	3,360.32 CR
05/09/2021	ANZ INTERNET BANKING TRANSFER RENT SUNSHINE EMPLOYM			11.82	3,372.14 CR
05/09/2021	ANZ INTERNET BANKING TRANSFER RENT SUNSHINE EMPLOYM			11.82	3,383.96 CR
05/09/2021	ANZ INTERNET BANKING TRANSFER RENT SUNSHINE EMPLOYM			4.55	3,388.51 CR
05/09/2021	ANZ INTERNET BANKING TRANSFER RENT SUNSHINE EMPLOYM			10.91	3,399.42 CR

## Histar Superannuation Fund

# General Ledger

As at 30 June 2022

Transaction Date	Description	Units	Debit	Credit	Balance \$
05/09/2021	ANZ INTERNET BANKING TRANSFER RENT SUNSHINE EMPLOYM			10.91	3,410.33 CR
12/09/2021	ANZ INTERNET BANKING TRANSFER RENT SUNSHINE EMPLOYM			11.82	3,422.15 CR
12/09/2021	ANZ INTERNET BANKING TRANSFER RENT SUNSHINE EMPLOYM			11.82	3,433.97 CR
12/09/2021	ANZ INTERNET BANKING TRANSFER RENT SUNSHINE EMPLOYM			10.91	3,444.88 CR
12/09/2021	ANZ INTERNET BANKING TRANSFER RENT SUNSHINE EMPLOYM			11.82	3,456.70 CR
12/09/2021	ANZ INTERNET BANKING TRANSFER RENT SUNSHINE EMPLOYM			10.91	3,467.61 CR
19/09/2021	ANZ INTERNET BANKING FUNDS TFER TRANSFER 546779 FROM 499172644			401.82	3,869.43 CR
19/09/2021	ANZ INTERNET BANKING FUNDS TFER TRANSFER 546695 FROM 499172644			401.82	4,271.25 CR
19/09/2021	ANZ INTERNET BANKING TRANSFER RENT SUNSHINE EMPLOYM			11.82	4,283.07 CR
19/09/2021	ANZ INTERNET BANKING TRANSFER RENT SUNSHINE EMPLOYM			10.91	4,293.98 CR
19/09/2021	ANZ INTERNET BANKING TRANSFER RENT SUNSHINE EMPLOYM			10.91	4,304.89 CR
19/09/2021	ANZ INTERNET BANKING TRANSFER RENT SUNSHINE EMPLOYM			11.82	4,316.71 CR
26/09/2021	ANZ INTERNET BANKING TRANSFER RENT SUNSHINE EMPLOYM			10.91	4,327.62 CR
26/09/2021	ANZ INTERNET BANKING TRANSFER RENT SUNSHINE EMPLOYM			10.91	4,338.53 CR
26/09/2021	ANZ INTERNET BANKING TRANSFER RENT SUNSHINE EMPLOYM			11.82	4,350.35 CR
26/09/2021	ANZ INTERNET BANKING TRANSFER RENT SUNSHINE EMPLOYM			11.82	4,362.17 CR
29/09/2021	ANZ INTERNET BANKING FUNDS TFER TRANSFER 578014 FROM 499172644			401.82	4,763.99 CR
29/09/2021	ANZ INTERNET BANKING FUNDS TFER TRANSFER 577684 FROM 499172644			401.82	5,165.81 CR
29/09/2021	TRANSFER FROM BISHOPP OUTDOOR BOA PTY PAYMENT			338.98	5,504.79 CR
30/09/2021	September 2021 - Mystar's share of 235 Bartholomew Road and Signage Income transferred from Income to Mystar's loan account		982.69		4,522.10 CR
03/10/2021	ANZ INTERNET BANKING TRANSFER RENT SUNSHINE EMPLOYM			10.91	4,533.01 CR
03/10/2021	ANZ INTERNET BANKING TRANSFER RENT SUNSHINE EMPLOYM			10.91	4,543.92 CR
03/10/2021	ANZ INTERNET BANKING TRANSFER RENT SUNSHINE EMPLOYM			11.82	4,555.74 CR
03/10/2021	ANZ INTERNET BANKING TRANSFER RENT SUNSHINE EMPLOYM			11.82	4,567.56 CR
10/10/2021	ANZ INTERNET BANKING TRANSFER RENT SUNSHINE EMPLOYM			10.91	4,578.47 CR
10/10/2021	ANZ INTERNET BANKING TRANSFER RENT SUNSHINE EMPLOYM			10.91	4,589.38 CR
10/10/2021	ANZ INTERNET BANKING TRANSFER RENT SUNSHINE EMPLOYM			11.82	4,601.20 CR
10/10/2021	ANZ INTERNET BANKING TRANSFER RENT SUNSHINE EMPLOYM			11.82	4,613.02 CR
17/10/2021	ANZ INTERNET BANKING TRANSFER RENT SUNSHINE EMPLOYM			10.91	4,623.93 CR
17/10/2021	ANZ INTERNET BANKING TRANSFER RENT SUNSHINE EMPLOYM			10.91	4,634.84 CR
17/10/2021	ANZ INTERNET BANKING TRANSFER RENT SUNSHINE EMPLOYM			11.82	4,646.66 CR
17/10/2021	ANZ INTERNET BANKING TRANSFER RENT SUNSHINE EMPLOYM			11.82	4,658.48 CR

## Histar Superannuation Fund

# General Ledger

As at 30 June 2022

Transaction Date	Description	Units	Debit	Credit	Balance \$
22/10/2021	ANZ INTERNET BANKING FUNDS TFER TRANSFER 396014 FROM 499172644			401.82	5,060.30 CR
22/10/2021	ANZ INTERNET BANKING FUNDS TFER TRANSFER 395721 FROM 499172644			401.82	5,462.12 CR
24/10/2021	ANZ INTERNET BANKING TRANSFER RENT SUNSHINE EMPLOYM			10.91	5,473.03 CR
24/10/2021	ANZ INTERNET BANKING TRANSFER RENT SUNSHINE EMPLOYM			10.91	5,483.94 CR
24/10/2021	ANZ INTERNET BANKING TRANSFER RENT SUNSHINE EMPLOYM			11.82	5,495.76 CR
24/10/2021	ANZ INTERNET BANKING TRANSFER RENT SUNSHINE EMPLOYM			11.82	5,507.58 CR
28/10/2021	TRANSFER FROM BISHOPP OUTDOOR BOA PTY PAYMENT			41.25	5,548.83 CR
29/10/2021	ANZ INTERNET BANKING FUNDS TFER TRANSFER 916628 FROM 499172644			401.82	5,950.65 CR
29/10/2021	ANZ INTERNET BANKING FUNDS TFER TRANSFER 916217 FROM 499172644			401.82	6,352.47 CR
31/10/2021	ANZ INTERNET BANKING TRANSFER RENT SUNSHINE EMPLOYM			11.82	6,364.29 CR
31/10/2021	ANZ INTERNET BANKING TRANSFER RENT SUNSHINE EMPLOYM			11.82	6,376.11 CR
31/10/2021	ANZ INTERNET BANKING TRANSFER RENT SUNSHINE EMPLOYM			16.36	6,392.47 CR
31/10/2021	ANZ INTERNET BANKING TRANSFER RENT SUNSHINE EMPLOYM			16.36	6,408.83 CR
31/10/2021	October 2021 - Myster's share of 235 Bartholomew Road and Signage Income transferred from Income to Myster's loan account		628.90		5,779.93 CR
07/11/2021	ANZ INTERNET BANKING TRANSFER RENT SUNSHINE EMPLOYM			10.91	5,790.84 CR
07/11/2021	ANZ INTERNET BANKING TRANSFER RENT SUNSHINE EMPLOYM			11.82	5,802.66 CR
10/11/2021	ANZ INTERNET BANKING FUNDS TFER TRANSFER 939466 FROM 499172644			401.82	6,204.48 CR
10/11/2021	ANZ INTERNET BANKING FUNDS TFER TRANSFER 938959 FROM 499172644			596.36	6,800.84 CR
30/11/2021			340.30		6,460.54 CR
06/01/2022	TRANSFER FROM BISHOPP OUTDOOR BOA PTY PAYMENT			338.98	6,799.52 CR
06/01/2022			127.57		6,671.95 CR
28/01/2022	TRANSFER FROM BISHOPP OUTDOOR BOA PTY PAYMENT			43.73	6,715.68 CR
09/03/2022	ANZ INTERNET BANKING FUNDS TFER TRANSFER 243660 FROM 499172644			5,000.00	11,715.68 CR
31/03/2022	TAKING UP SIGNAGE RENT			225.99	11,941.67 CR
04/05/2022	TRANSFER FROM BISHOPP OUTDOOR BOA PTY PAYMENT			28.85	11,970.52 CR
14/06/2022	ANZ INTERNET BANKING FUNDS TFER TRANSFER 971292 FROM 499172644			5,000.00	16,970.52 CR
30/06/2022	TRANSFERING GST ACCOUNT TO COCO LOAN		16,970.52		0.00 DR
			<b>20,328.27</b>	<b>20,328.27</b>	<b>0.00 DR</b>

### Income Tax Payable/Refundable (85000)

#### Income Tax Payable/Refundable (85000)

01/07/2021	Opening Balance				12,787.85 DR
22/10/2021	ANZ INTERNET BANKING FUNDS TFER		9,574.00		22,361.85 DR

# Histar Superannuation Fund

## General Ledger

As at 30 June 2022

Transaction Date	Description	Units	Debit	Credit	Balance \$
	TRANSFER 383145 TO 014669107917679				
22/10/2021	ANZ INTERNET BANKING FUNDS TFER TRANSFER 378052 TO 014669107917679		891.05		23,252.90 DR
24/02/2022	ANZ INTERNET BANKING FUNDS TFER TRANSFER 168933 TO 014669478257761		5,417.00		28,669.90 DR
15/03/2022	TRANSFER FROM ATO ATO009000016017884			13,678.90	14,991.00 DR
23/04/2022	ANZ INTERNET BANKING FUNDS TFER TRANSFER 670621 TO 014720325438342		7,495.00		22,486.00 DR
30/06/2022	PAYG INSTALLMENT PAID JULY		2,129.00		24,615.00 DR
30/06/2022	Create Entries - Income Tax Expense - 30/06/2022			31,252.20	6,637.20 CR
			<b>25,506.05</b>	<b>44,931.10</b>	<b>6,637.20 CR</b>
<b>PAYG Instalment Payable (86000)</b>					
<u>PAYG Instalment Payable (86000)</u>					
01/07/2021	Opening Balance				9,574.00 CR
28/07/2021	ANZ INTERNET BANKING FUNDS TFER TRANSFER 514773 TO 014669107917679		9,574.00		0.00 DR
30/06/2022	PAYG INSTALLMENT PAID JULY			2,129.00	2,129.00 CR
			<b>9,574.00</b>	<b>2,129.00</b>	<b>2,129.00 CR</b>
<b>Loans (88100)</b>					
<u>Coco Family Trust (00003)</u>					
01/07/2021	Opening Balance				33,733.93 CR
09/03/2022	ANZ INTERNET BANKING FUNDS TFER TRANSFER 237644 TO 014507499172644		36,000.00		2,266.07 DR
14/06/2022	ANZ INTERNET BANKING FUNDS TFER TRANSFER 971292 FROM 499172644		6,320.52		8,586.59 DR
30/06/2022	RATES PAID BUT NOT REIMBURSED			667.43	7,919.16 DR
30/06/2022	INSURANCE PAID ON 8 LYNCH BY COCO NOT REIMBURSED			1,447.00	6,472.16 DR
30/06/2022	TRANSFERRING GST ACCOUNT TO COCO LOAN			16,970.52	10,498.36 CR
30/06/2022	RECONCILING RATES NOT FULLY REIMBURSED TO COCO			48.60	10,546.96 CR
			<b>42,320.52</b>	<b>19,133.55</b>	<b>10,546.96 CR</b>
<u>Mystar Super Fund (00004)</u>					
01/07/2021	Opening Balance				21,449.54 CR
31/07/2021	July 2021 - Mystar's share of 235 Bartholomew Road and Signage Income transferred from Income to Mystar's loan account			7,031.25	28,480.79 CR
31/08/2021	Aug 2021 - Mystar's share of 235 Bartholomew Road and Signage Income transferred from Income to Mystar's loan account			7,030.00	35,510.79 CR
30/09/2021	September 2021 - Mystar's share of 235 Bartholomew Road and Signage Income transferred from Income to Mystar's loan account			10,809.59	46,320.38 CR
31/10/2021	October 2021 - Mystar's share of 235 Bartholomew Road and Signage Income transferred from Income to Mystar's loan account			6,917.92	53,238.30 CR
30/11/2021				3,743.33	56,981.63 CR

# Histar Superannuation Fund

## General Ledger

As at 30 June 2022

Transaction Date	Description	Units	Debit	Credit	Balance \$
06/01/2022				1,403.28	58,384.91 CR
31/03/2022	TAKING UP SIGNAGE RENT			1,242.92	59,627.83 CR
04/05/2022	TRANSFER FROM BISHOPP OUTDOOR BOA PTY PAYMENT			158.66	59,786.49 CR
				<b>38,336.95</b>	<b>59,786.49 CR</b>

### Bank Data Clearing Account (91000)

Bank Data Clearing Account (91000)

31/12/2021	ANZ INTERNET BANKING FUNDS TFER TRANSFER 453824 TO 014720325438342		3,965.00		3,965.00 DR
19/03/2022	ANZ INTERNET BANKING FUNDS TFER TRANSFER 672458 TO 014720325438342		440.00		4,405.00 DR
10/05/2022	ANZ INTERNET BANKING FUNDS TFER TRANSFER 370817 TO 014720325438342		442.83		4,847.83 DR
01/06/2022	ANZ INTERNET BANKING FUNDS TFER TRANSFER 453840 TO 014720325438342		321.00		5,168.83 DR
30/06/2022	POSTING ANZ ESSENTIALS CASHBOOK			5,168.83	0.00 DR
			<b>5,168.83</b>	<b>5,168.83</b>	<b>0.00 DR</b>

**Total Debits: 2,490,274.12**

**Total Credits: 2,490,274.12**

# Histar Superannuation Fund

## Statement of Financial Position

As at 30 June 2022

	Note	2022 \$	2021 \$
<b>Assets</b>			
<b>Investments</b>			
Plant and Equipment (at written down value) - Unitised	2	36,193.16	38,097.73
Real Estate Properties ( Australian - Residential)	3	3,336,667.00	2,573,730.51
<b>Total Investments</b>		<u>3,372,860.16</u>	<u>2,611,828.24</u>
<b>Other Assets</b>			
ANZ Business Online Saver		681,744.38	448,433.17
ANZ Business Essentials		4.07	0.00
Income Tax Refundable		0.00	12,787.85
<b>Total Other Assets</b>		<u>681,748.45</u>	<u>461,221.02</u>
<b>Total Assets</b>		<u>4,054,608.61</u>	<u>3,073,049.26</u>
Less:			
<b>Liabilities</b>			
Income Tax Payable		6,637.20	0.00
PAYG Instalment Payable		2,129.00	9,574.00
Loans		70,333.45	55,183.47
<b>Total Liabilities</b>		<u>79,099.65</u>	<u>64,757.47</u>
<b>Net assets available to pay benefits</b>		<u>3,975,508.96</u>	<u>3,008,291.79</u>
Represented by:			
<b>Liability for accrued benefits allocated to members' accounts</b>	5, 6		
Coco, Antonio - Pension (Pension No. 2)		8,057.52	7,285.99
Coco, Giuseppe - Accumulation		1,908,094.47	1,461,765.29
Coco, Elena - Pension (Pension No. 1)		1,124.90	940.96
Coco, Elena - Pension (Pension No. 2)		10,915.90	8,565.79
Coco, Elena - Accumulation		108,096.04	43,436.33
Coco, Elena - Pension (Account Based Pension 4)		1,034.52	850.58
Coco, Elena - Pension (Account Based Pension 5)		33,826.03	26,497.10
Coco, Luigi - Accumulation		1,904,359.58	1,458,949.75
<b>Total Liability for accrued benefits allocated to members' accounts</b>		<u>3,975,508.96</u>	<u>3,008,291.79</u>

The accompanying notes form part of these financial statements.

Refer to compilation report

# Histar Superannuation Fund

## Operating Statement

For the year ended 30 June 2022

	Note	2022 \$	2021 \$
<b>Income</b>			
<b>Investment Income</b>			
Interest Received		118.28	152.31
Property Income	8	215,220.55	180,495.24
<b>Investment Gains</b>			
Changes in Market Values	9	762,936.45	(6,000.00)
<b>Contribution Income</b>			
Employer Contributions		0.00	25,000.00
Personal Concessional		27,500.00	0.00
Personal Non Concessional		27,500.00	0.00
<b>Total Income</b>		<u>1,033,275.28</u>	<u>199,647.55</u>
<b>Expenses</b>			
Accountancy Fees		7,920.00	0.00
ATO Supervisory Levy		518.00	0.00
Auditor's Remuneration		880.00	0.00
Depreciation		1,904.53	2,075.25
Property Expenses - Agents Management Fees		3,157.12	3,177.29
Property Expenses - Council Rates & Taxes		6,246.83	7,961.27
Property Expenses - Insurance Premium		5,510.17	6,260.81
Property Expenses - Repairs Maintenance		2,613.32	18,837.80
Property Expenses - Water Rates		3,055.94	3,221.47
		<u>31,805.91</u>	<u>41,533.89</u>
<b>Member Payments</b>			
Pensions Paid		3,000.00	0.00
<b>Total Expenses</b>		<u>34,805.91</u>	<u>41,533.89</u>
<b>Benefits accrued as a result of operations before income tax</b>		<u>998,469.37</u>	<u>158,113.66</u>
Income Tax Expense	10	31,252.20	24,617.10
<b>Benefits accrued as a result of operations</b>		<u>967,217.17</u>	<u>133,496.56</u>

The accompanying notes form part of these financial statements.

Refer to compilation report







Cannot generate Dividend Reconciliation report. ERROR - There is no data. Dividend Reconciliation Report cannot be displayed.

Cannot generate Distribution Reconciliation report. ERROR - There is no data. Distribution Reconciliation Report cannot be displayed.

Cannot generate Realised Capital Gains report. Realised Capital Gains has no data to prepare

Cannot generate Investment Income Comparison report. ERROR - There is no data. Investment Income Comparison cannot be displayed.