

RN & CB Rose Fund

Bank Statement Report

For The Period 01 July 2021 to 30 June 2022

Chart Code: 60400 / CBA10503160

Account Name: CBA Business Transaction Account 10503160

BSB and Account Number: 062900 10503160

Opening Balance	-	Total Debits	+	Total Credits	=	Closing Balance	Data Feed Used
\$ 7,499.06		\$ 42,755.00		\$ 35,459.71		\$ 203.77	

Date	Description	Debit \$	Credit \$	Ledger Balance \$	Statement Balance \$	Variance \$
01/07/2021	Opening Balance			7,499.06		
24/09/2021	Transfer to xx1434 NetBank rose pension	5,212.00		2,287.06		
13/12/2021	Transfer from xx4147 NetBank rrose pension [Transfer to xx3160 NetBank rrose pension]		5,000.00	7,287.06		
13/12/2021	Transfer to xx1434 NetBank rrose pension	5,212.00		2,075.06		
11/01/2022	Transfer to CBA A/c NetBank superhelp 1	550.00		1,525.06		
14/01/2022	Transfer from xx4147 NetBank fdv [Transfer to xx3160 NetBank fdv]		20,000.00	21,525.06		
14/01/2022	FDV SPP 2021 NetBank BPAY 372201 159279900101960433 frontier digital [Share Purchase Plan at \$1.5]	20,000.00		1,525.06		
20/04/2022	Transfer to CBA A/c NetBank superhelp	1,295.00		230.06		
03/05/2022	Direct Credit 012721 ATO ATO008000016278335		459.71	689.77		
23/06/2022	Transfer from xx4147 NetBank rrose pension [Transfer to xx3160 NetBank rrose pension]		10,000.00	10,689.77		
23/06/2022	Transfer to xx1434 NetBank rrose pension	10,486.00		203.77		
30/06/2022	CLOSING BALANCE			203.77		
		42,755.00	35,459.71			

RN & CB Rose Fund

Bank Statement Report

For The Period 01 July 2021 to 30 June 2022

Chart Code: 60400 / CBA10504147

Account Name: CBA Direct Investment Account 10504147

BSB and Account Number: 062900 10504147

Opening Balance	-	Total Debits	+	Total Credits	=	Closing Balance	Data Feed Used
\$ 332,424.91		\$ 327,293.43		\$ 266,525.50		\$ 271,656.98	

Date	Description	Debit \$	Credit \$	Ledger Balance \$	Statement Balance \$	Variance \$
01/07/2021	Opening Balance			332,424.91		
21/07/2021	Direct Credit 458106 THORN GROUP LTD JUL21/00801056 [System Matched Income Data]		520.00	332,944.91		
28/07/2021	Direct Credit 255730 360Capital Group S00021836524 [Amount Receivable]		670.00	333,614.91		
06/09/2021	Direct Credit 219182 PDN UMP 2021 SEP21/00804893		294.83	333,909.74		
14/09/2021	Direct Credit 458106 BAP DIVIDEND SEP21/00804583 [System Matched Income Data]		1,815.00	335,724.74		
22/09/2021	Direct Credit 489275 IOOF DIVIDEND S00021836524 [System Matched Income Data]		1,426.00	337,150.74		
23/09/2021	Direct Credit 396297 RESMED DIVIDEND SEP21/00813133		199.78	337,350.52		
24/09/2021	Direct Credit 458106 WOODSIDE INT21/00567030 [System Matched Income Data]		1,272.06	338,622.58		
28/09/2021	Direct Credit 326860 ALTIUM LIMITED SEP21/00805743 [System Matched Income Data]		357.00	338,979.58		
30/09/2021	Direct Credit 458106 CSL LTD DIVIDEND AUD21/00965598 [System Matched Income Data]		794.83	339,774.41		
30/09/2021	Direct Credit 423240 RHC Dividend S00021836524 [System Matched Income Data]		747.78	340,522.19		
30/09/2021	Direct Debit 062934 COMMSEC SECURITI COMMSEC	221,080.91		119,441.28		
07/10/2021	Direct Debit 062934 COMMSEC SECURITI COMMSEC	61,310.57		58,130.71		
08/10/2021	Direct Credit 407459 MVF FNL DIV 001267659414 [System Matched Income Data]		567.00	58,697.71		
14/10/2021	Direct Credit 062895 COMMONWEALTH SEC COMMSEC		40,771.02	99,468.73		
20/10/2021	Direct Credit 498510 LNK FNL DIV 001266496919 [System Matched Income Data]		605.00	100,073.73		

RN & CB Rose Fund

Bank Statement Report

For The Period 01 July 2021 to 30 June 2022

Date	Description	Debit \$	Credit \$	Ledger Balance \$	Statement Balance \$	Variance \$
27/10/2021	Direct Credit 255730 360Capital Group S00021836524 [System Matched Income Data]		1,005.00	101,078.73		
29/10/2021	Direct Credit 302169 VRT FNL DIV 001268582088 [System Matched Income Data]		840.00	101,918.73		
05/11/2021	Direct Credit 444594 MAGELLAN FLAGSHIP S00021836524 [System Matched Income Data]		4,045.41	105,964.14		
22/11/2021	Direct Debit 062934 COMMSEC SECURITI COMMSEC	9,901.95		96,062.19		
24/11/2021	Direct Credit 018216 BRICKWORKS DIV NOV21/00806483 [System Matched Income Data]		2,000.00	98,062.19		
13/12/2021	Transfer from xx4147 NetBank rnrose pension [Transfer to xx3160 NetBank rnrose pension]	5,000.00		93,062.19		
16/12/2021	Direct Credit 396297 RESMED DIVIDEND DEC21/00813193		195.78	93,257.97		
17/12/2021	Direct Credit 609760 UMG DIV 001270123083 [System Matched Income Data]		525.00	93,782.97		
14/01/2022	Transfer from xx4147 NetBank fdv [Transfer to xx3160 NetBank fdv]	20,000.00		73,782.97		
27/01/2022	Direct Credit 255730 360Capital Group S00021836524 [System Matched Income Data]		1,005.00	74,787.97		
09/02/2022	Direct Credit 458106 THORN GROUP LTD FEB22/00801067 [System Matched Income Data]		3,640.00	78,427.97		
08/03/2022	Direct Credit 325300 MAGELLAN FIN GRP S00021836524 [System Matched Income Data]		1,981.80	80,409.77		
09/03/2022	Direct Credit 219182 SYD SCHEME PYMT AUD01/00840823 [SYD.AX merger / takeover as at 09/03/2022]		183,426.25	263,836.02		
14/03/2022	Direct Credit 458106 BAP DIVIDEND MAR22/00804811 [System Matched Income Data]		1,650.00	265,486.02		
16/03/2022	Direct Credit 612445 LLC DIST INT22/00824658		281.25	265,767.27		
17/03/2022	Direct Credit 396297 RESMED DIVIDEND MAR22/00813278		164.11	265,931.38		
22/03/2022	Direct Credit 326860 ALTIUM LIMITED MAR22/00805343 [System Matched Income Data]		357.00	266,288.38		
23/03/2022	Direct Credit 458106 WOODSIDE FIN21/00568721 [System Matched Income Data]		4,530.90	270,819.28		
31/03/2022	Direct Credit 423240 RHC Dividend S00021836524 [System Matched Income Data]		352.11	271,171.39		

RN & CB Rose Fund

Bank Statement Report

For The Period 01 July 2021 to 30 June 2022

Date	Description	Debit \$	Credit \$	Ledger Balance \$	Statement Balance \$	Variance \$
01/04/2022	Direct Credit 489275 IFL DIVIDEND S00021836524 [System Matched Income Data]		1,463.20	272,634.59		
04/04/2022	Direct Credit 407459 MVF ITM DIV 001275686100 [System Matched Income Data]		594.00	273,228.59		
06/04/2022	Direct Credit 458106 CSL LTD DIVIDEND 22AUD/00866747 [System Matched Income Data]		711.45	273,940.04		
08/04/2022	Direct Credit 498510 LNK DIV 001276199087 [System Matched Income Data]		330.00	274,270.04		
14/04/2022	Direct Credit 302169 VRT DIV 001276766182 [System Matched Income Data]		840.00	275,110.04		
27/04/2022	Direct Credit 255730 360Capital Group S00021836524 [System Matched Income Data]		1,005.00	276,115.04		
03/05/2022	Direct Credit 018216 BRICKWORKS DIV MAY22/00806744 [System Matched Income Data]		1,100.00	277,215.04		
13/05/2022	Direct Credit 444594 MAGELLAN FLAGSHIP S00021836524 [System Matched Income Data]		4,045.41	281,260.45		
16/06/2022	Direct Credit 396297 RESMED DIVIDEND JNE22/00813443		171.53	281,431.98		
17/06/2022	Direct Credit 609760 UMG DIV 001278228834 [System Matched Income Data]		225.00	281,656.98		
23/06/2022	Transfer from xx4147 NetBank rrose pension [Transfer to xx3160 NetBank rrose pension]	10,000.00		271,656.98		
30/06/2022	CLOSING BALANCE			271,656.98		
		327,293.43	266,525.50			



Your Statement

Statement 169 (Page 1 of 1)

Account Number 06 2900 10503179

Statement Period 6 Jun 2021 - 5 Jul 2021

Closing Balance \$8,468.89 CR

Enquiries 13 1998
 (24 hours a day, 7 days a week)



019

THE TRUSTEES
 RN AND CB ROSE FUND
 23 BRAGG ST
 HACKETT ACT 2602

Business Online Saver

Name: ROGER NOEL ROSE AND
 CATHERINE BEVELEY ROSE IN TRUST FOR
 RN AND CB ROSE FUND

Note: Have you checked your statement today? It's easy to find out more information about each of your transactions by logging on to the CommBank App or NetBank. Should you have any questions on fees or see an error please contact us on the details above. Cheque proceeds are available when cleared.

The date of transactions shown here may be different on your other transaction lists (for example, the transaction list that appears on the CommBank app).

Date	Transaction	Debit	Credit	Balance	
06 Jun 2021	OPENING BALANCE			\$8,468.89 CR	
05 Jul 2021	CLOSING BALANCE			\$8,468.89 CR	
	Opening balance	-	Total debits	+ Total credits = Closing balance	
	\$8,468.89 CR		Nil	Nil	\$8,468.89 CR

Your Credit Interest Rate Summary

Date	Balance	Standard Credit Interest Rate (p.a.)#
05 Jul	Less than \$10,000.00	0.00%
	\$10,000.00 and over	0.01%

#If your pricing is linked to the Reserve Bank of Australia's target cash rate, the interest rate will fluctuate with the cash rate movements. Note. Interest rates are effective as at the date shown but are subject to change.





Your Statement

Statement 170 (Page 1 of 1)

Account Number 06 2900 10503179

Statement Period 6 Jul 2021 - 5 Aug 2021

Closing Balance \$8,468.89 CR

Enquiries 13 1998
 (24 hours a day, 7 days a week)



019

THE TRUSTEES
 RN AND CB ROSE FUND
 23 BRAGG ST
 HACKETT ACT 2602

Business Online Saver

Name: ROGER NOEL ROSE AND
 CATHERINE BEVELEY ROSE IN TRUST FOR
 RN AND CB ROSE FUND

Note: Have you checked your statement today? It's easy to find out more information about each of your transactions by logging on to the CommBank App or NetBank. Should you have any questions on fees or see an error please contact us on the details above. Cheque proceeds are available when cleared.

The date of transactions shown here may be different on your other transaction lists (for example, the transaction list that appears on the CommBank app).

Date	Transaction	Debit	Credit	Balance	
06 Jul	2021 OPENING BALANCE			\$8,468.89 CR	
05 Aug	2021 CLOSING BALANCE			\$8,468.89 CR	
	Opening balance	-	Total debits	+ Total credits = Closing balance	
	\$8,468.89 CR		Nil	Nil	\$8,468.89 CR

Your Credit Interest Rate Summary

Date	Balance	Standard Credit Interest Rate (p.a.)#
05 Aug	Less than \$10,000.00	0.00%
	\$10,000.00 and over	0.01%

#If your pricing is linked to the Reserve Bank of Australia's target cash rate, the interest rate will fluctuate with the cash rate movements. Note. Interest rates are effective as at the date shown but are subject to change.





Your Statement

Statement 171 (Page 1 of 1)

Account Number 06 2900 10503179

Statement Period 6 Aug 2021 - 5 Sep 2021

Closing Balance \$8,468.89 CR

Enquiries 13 1998
 (24 hours a day, 7 days a week)



019

THE TRUSTEES
 RN AND CB ROSE FUND
 23 BRAGG ST
 HACKETT ACT 2602

Business Online Saver

Name: ROGER NOEL ROSE AND
 CATHERINE BEVELEY ROSE IN TRUST FOR
 RN AND CB ROSE FUND

Note: Have you checked your statement today? It's easy to find out more information about each of your transactions by logging on to the CommBank App or NetBank. Should you have any questions on fees or see an error please contact us on the details above. Cheque proceeds are available when cleared.

The date of transactions shown here may be different on your other transaction lists (for example, the transaction list that appears on the CommBank app).

Date	Transaction	Debit	Credit	Balance
06 Aug 2021	OPENING BALANCE			\$8,468.89 CR
05 Sep 2021	CLOSING BALANCE			\$8,468.89 CR
	Opening balance			
	- Total debits			
	+ Total credits			
	= Closing balance			
	\$8,468.89 CR	Nil	Nil	\$8,468.89 CR

Your Credit Interest Rate Summary

Date	Balance	Standard Credit Interest Rate (p.a.)#
05 Sep	Less than \$10,000.00	0.00%
	\$10,000.00 and over	0.01%

#If your pricing is linked to the Reserve Bank of Australia's target cash rate, the interest rate will fluctuate with the cash rate movements. Note. Interest rates are effective as at the date shown but are subject to change.





Your Statement

Statement 172 (Page 1 of 1)

Account Number 06 2900 10503179

Statement Period 6 Sep 2021 - 5 Oct 2021

Closing Balance \$8,468.89 CR

Enquiries 13 1998
 (24 hours a day, 7 days a week)



019

THE TRUSTEES
 RN AND CB ROSE FUND
 23 BRAGG ST
 HACKETT ACT 2602

Business Online Saver

Name: ROGER NOEL ROSE AND
 CATHERINE BEVELEY ROSE IN TRUST FOR
 RN AND CB ROSE FUND

Note: Have you checked your statement today? It's easy to find out more information about each of your transactions by logging on to the CommBank App or NetBank. Should you have any questions on fees or see an error please contact us on the details above. Cheque proceeds are available when cleared.

The date of transactions shown here may be different on your other transaction lists (for example, the transaction list that appears on the CommBank app).

Date	Transaction	Debit	Credit	Balance
06 Sep 2021	OPENING BALANCE			\$8,468.89 CR
05 Oct 2021	CLOSING BALANCE			\$8,468.89 CR
	Opening balance	-	Total debits	+ Total credits = Closing balance
	\$8,468.89 CR		Nil	Nil \$8,468.89 CR

Your Credit Interest Rate Summary

Date	Balance	Standard Credit Interest Rate (p.a.)#
05 Oct	Less than \$10,000.00	0.00%
	\$10,000.00 and over	0.01%

#If your pricing is linked to the Reserve Bank of Australia's target cash rate, the interest rate will fluctuate with the cash rate movements. Note. Interest rates are effective as at the date shown but are subject to change.





Your Statement

Statement 173

(Page 1 of 2)



019

THE TRUSTEES
RN AND CB ROSE FUND
23 BRAGG ST
HACKETT ACT 2602**Account Number** 06 2900 10503179**Statement****Period**

6 Oct 2021 - 5 Nov 2021

Closing Balance

\$8,468.89 CR

Enquiries

13 1998

(24 hours a day, 7 days a week)

Business Online Saver

Name: ROGER NOEL ROSE AND
CATHERINE BEVELEY ROSE IN TRUST FOR
RN AND CB ROSE FUND**Note:** Have you checked your statement today? It's easy to find out more information about each of your transactions by logging on to the CommBank App or NetBank. Should you have any questions on fees or see an error please contact us on the details above. Cheque proceeds are available when cleared.

The date of transactions shown here may be different on your other transaction lists (for example, the transaction list that appears on the CommBank app).

Date	Transaction	Debit	Credit	Balance	
06 Oct 2021	OPENING BALANCE			\$8,468.89 CR	
05 Nov 2021	CLOSING BALANCE			\$8,468.89 CR	
	Opening balance				
	- Total debits				
	+ Total credits				
	= Closing balance				
		\$8,468.89 CR	Nil	Nil	\$8,468.89 CR

Your Credit Interest Rate Summary

Date	Balance	Standard Credit Interest Rate (p.a.)#
05 Nov	Less than \$10,000.00	0.00%
	\$10,000.00 and over	0.01%

#If your pricing is linked to the Reserve Bank of Australia's target cash rate, the interest rate will fluctuate with the cash rate movements.
Note. Interest rates are effective as at the date shown but are subject to change.

**Important Information:**

We try to get things right the first time – but if we don't, we'll do what we can to fix it.

You can fix most problems simply by contacting us.

Write to: CBA Group Customer Relations, Reply Paid 41, Sydney NSW 2001

Tell us online: commbank.com.au/support/compliments-and-complaints.html

Call: 1800 805 605 (free call)

You can also contact the Australian Financial Complaints Authority, AFCA, an independent external dispute resolution body approved by ASIC - time limits may apply, visit AFCA, afca.org.au, website for more information.

Write to: Australian Financial Complaints Authority, GPO Box 3, Melbourne VIC 3001

Email: info@afca.org.au

Call: 1800 931 678, free call Monday to Friday 9am– 5pm, AEST



Your Statement

Statement 174 (Page 1 of 2)

Account Number 06 2900 10503179

Statement Period 6 Nov 2021 - 5 Dec 2021

Closing Balance \$8,468.89 CR

Enquiries 13 1998
 (24 hours a day, 7 days a week)



019

THE TRUSTEES
 RN AND CB ROSE FUND
 23 BRAGG ST
 HACKETT ACT 2602

Business Online Saver

Name: ROGER NOEL ROSE AND
 CATHERINE BEVELEY ROSE IN TRUST FOR
 RN AND CB ROSE FUND

Note: Have you checked your statement today? It's easy to find out more information about each of your transactions by logging on to the CommBank App or NetBank. Should you have any questions on fees or see an error please contact us on the details above. Cheque proceeds are available when cleared.

The date of transactions shown here may be different on your other transaction lists (for example, the transaction list that appears on the CommBank app).

Date	Transaction	Debit	Credit	Balance
06 Nov 2021	OPENING BALANCE			\$8,468.89 CR
05 Dec 2021	CLOSING BALANCE			\$8,468.89 CR
	Opening balance			
	- Total debits			
	+ Total credits			
	= Closing balance			
	\$8,468.89 CR	Nil	Nil	\$8,468.89 CR


Your Credit Interest Rate Summary

Date	Balance	Standard Credit Interest Rate (p.a.)#
05 Dec	Less than \$10,000.00	0.00%
	\$10,000.00 and over	0.01%

#If your pricing is linked to the Reserve Bank of Australia's target cash rate, the interest rate will fluctuate with the cash rate movements. Note. Interest rates are effective as at the date shown but are subject to change.



*# 12198.33472.1.1 ZZ258R3 0303 SL.R3.S961.D340.O.V06.00.34

**Important Information:**

We try to get things right the first time – but if we don't, we'll do what we can to fix it.

You can fix most problems simply by contacting us.

Write to: CBA Group Customer Relations, Reply Paid 41, Sydney NSW 2001

Tell us online: commbank.com.au/support/compliments-and-complaints.html

Call: 1800 805 605 (free call)

You can also contact the Australian Financial Complaints Authority, AFCA, an independent external dispute resolution body approved by ASIC - time limits may apply, visit AFCA, afca.org.au, website for more information.

Write to: Australian Financial Complaints Authority, GPO Box 3, Melbourne VIC 3001

Email: info@afca.org.au

Call: 1800 931 678, free call Monday to Friday 9am– 5pm, AEST



Your Statement

Statement 175 (Page 1 of 2)

Account Number 06 2900 10503179

Statement Period 6 Dec 2021 - 5 Jan 2022

Closing Balance \$8,468.89 CR

Enquiries 13 1998
 (24 hours a day, 7 days a week)



019

THE TRUSTEES
 RN AND CB ROSE FUND
 23 BRAGG ST
 HACKETT ACT 2602



Business Online Saver

Name: ROGER NOEL ROSE AND
 CATHERINE BEVELEY ROSE IN TRUST FOR
 RN AND CB ROSE FUND

Note: Have you checked your statement today? It's easy to find out more information about each of your transactions by logging on to the CommBank App or NetBank. Should you have any questions on fees or see an error please contact us on the details above. Cheque proceeds are available when cleared.


The date of transactions shown here may be different on your other transaction lists (for example, the transaction list that appears on the CommBank app).

Date	Transaction	Debit	Credit	Balance
06 Dec 2021	OPENING BALANCE			\$8,468.89 CR
05 Jan 2022	CLOSING BALANCE			\$8,468.89 CR
	Opening balance			
	- Total debits			
	+ Total credits			
	= Closing balance			
	\$8,468.89 CR	Nil	Nil	\$8,468.89 CR

Your Credit Interest Rate Summary

Date	Balance	Standard Credit Interest Rate (p.a.)#
05 Jan	Less than \$10,000.00	0.00%
	\$10,000.00 and over	0.01%

#If your pricing is linked to the Reserve Bank of Australia's target cash rate, the interest rate will fluctuate with the cash rate movements. Note. Interest rates are effective as at the date shown but are subject to change.

**Important Information:**

We try to get things right the first time – but if we don't, we'll do what we can to fix it.

You can fix most problems simply by contacting us.

Write to: CBA Group Customer Relations, Reply Paid 41, Sydney NSW 2001

Tell us online: commbank.com.au/support/compliments-and-complaints.html

Call: 1800 805 605 (free call)

You can also contact the Australian Financial Complaints Authority, AFCA, an independent external dispute resolution body approved by ASIC - time limits may apply, visit AFCA, afca.org.au, website for more information.

Write to: Australian Financial Complaints Authority, GPO Box 3, Melbourne VIC 3001

Email: info@afca.org.au

Call: 1800 931 678, free call Monday to Friday 9am– 5pm, AEST



Your Statement

Statement 176 (Page 1 of 2)

Account Number 06 2900 10503179

Statement Period 6 Jan 2022 - 5 Feb 2022

Closing Balance \$8,468.89 CR

Enquiries 13 1998
 (24 hours a day, 7 days a week)



019

THE TRUSTEES
 RN AND CB ROSE FUND
 23 BRAGG ST
 HACKETT ACT 2602

Business Online Saver

Name: ROGER NOEL ROSE AND
 CATHERINE BEVELEY ROSE IN TRUST FOR
 RN AND CB ROSE FUND

Note: Have you checked your statement today? It's easy to find out more information about each of your transactions by logging on to the CommBank App or NetBank. Should you have any questions on fees or see an error please contact us on the details above. Cheque proceeds are available when cleared.

The date of transactions shown here may be different on your other transaction lists (for example, the transaction list that appears on the CommBank app).


Date	Transaction	Debit	Credit	Balance
06 Jan 2022	OPENING BALANCE			\$8,468.89 CR
05 Feb 2022	CLOSING BALANCE			\$8,468.89 CR


Opening balance	-	Total debits	+	Total credits	=	Closing balance
\$8,468.89 CR		Nil		Nil		\$8,468.89 CR

Your Credit Interest Rate Summary

Date	Balance	Standard Credit Interest Rate (p.a.)#
05 Feb	Less than \$10,000.00	0.00%
	\$10,000.00 and over	0.01%

#If your pricing is linked to the Reserve Bank of Australia's target cash rate, the interest rate will fluctuate with the cash rate movements. Note. Interest rates are effective as at the date shown but are subject to change.



**Important Information:**

We try to get things right the first time – but if we don't, we'll do what we can to fix it.

You can fix most problems simply by contacting us.

Write to: CBA Group Customer Relations, Reply Paid 41, Sydney NSW 2001

Tell us online: commbank.com.au/support/compliments-and-complaints.html

Call: 1800 805 605 (free call)

You can also contact the Australian Financial Complaints Authority, AFCA, an independent external dispute resolution body approved by ASIC - time limits may apply, visit AFCA, afca.org.au, website for more information.

Write to: Australian Financial Complaints Authority, GPO Box 3, Melbourne VIC 3001

Email: info@afca.org.au

Call: 1800 931 678, free call Monday to Friday 9am– 5pm, AEST



Your Statement

Statement 177 (Page 1 of 2)

Account Number 06 2900 10503179

Statement Period 6 Feb 2022 - 5 Mar 2022

Closing Balance \$8,468.89 CR

Enquiries 13 1998
 (24 hours a day, 7 days a week)



019

THE TRUSTEES
 RN AND CB ROSE FUND
 23 BRAGG ST
 HACKETT ACT 2602

Business Online Saver

Name: ROGER NOEL ROSE AND
 CATHERINE BEVELEY ROSE IN TRUST FOR
 RN AND CB ROSE FUND

Note: Have you checked your statement today? It's easy to find out more information about each of your transactions by logging on to the CommBank App or NetBank. Should you have any questions on fees or see an error please contact us on the details above. Cheque proceeds are available when cleared.

The date of transactions shown here may be different on your other transaction lists (for example, the transaction list that appears on the CommBank app).

Date	Transaction	Debit	Credit	Balance
06 Feb 2022	OPENING BALANCE			\$8,468.89 CR
05 Mar 2022	CLOSING BALANCE			\$8,468.89 CR
	Opening balance			
		-	Total debits	
			+	Total credits
			=	Closing balance
		\$8,468.89 CR	Nil	Nil
				\$8,468.89 CR

Your Credit Interest Rate Summary

Date	Balance	Standard Credit Interest Rate (p.a.)#
05 Mar	Less than \$10,000.00	0.00%
	\$10,000.00 and over	0.01%

#If your pricing is linked to the Reserve Bank of Australia's target cash rate, the interest rate will fluctuate with the cash rate movements. Note. Interest rates are effective as at the date shown but are subject to change.



**Important Information:**

We try to get things right the first time – but if we don't, we'll do what we can to fix it.

You can fix most problems simply by contacting us.

Write to: CBA Group Customer Relations, Reply Paid 41, Sydney NSW 2001

Tell us online: commbank.com.au/support/compliments-and-complaints.html

Call: 1800 805 605 (free call)

You can also contact the Australian Financial Complaints Authority, AFCA, an independent external dispute resolution body approved by ASIC - time limits may apply, visit AFCA, afca.org.au, website for more information.

Write to: Australian Financial Complaints Authority, GPO Box 3, Melbourne VIC 3001

Email: info@afca.org.au

Call: 1800 931 678, free call Monday to Friday 9am– 5pm, AEST



Your Statement

Statement 178 (Page 1 of 2)

Account Number 06 2900 10503179

Statement Period 6 Mar 2022 - 5 Apr 2022

Closing Balance \$8,468.89 CR

Enquiries 13 1998
 (24 hours a day, 7 days a week)



019

THE TRUSTEES
 RN AND CB ROSE FUND
 23 BRAGG ST
 HACKETT ACT 2602

Business Online Saver

Name: ROGER NOEL ROSE AND
 CATHERINE BEVELEY ROSE IN TRUST FOR
 RN AND CB ROSE FUND

Note: Have you checked your statement today? It's easy to find out more information about each of your transactions by logging on to the CommBank App or NetBank. Should you have any questions on fees or see an error please contact us on the details above. Cheque proceeds are available when cleared.

The date of transactions shown here may be different on your other transaction lists (for example, the transaction list that appears on the CommBank app).

Date	Transaction	Debit	Credit	Balance
06 Mar 2022	OPENING BALANCE			\$8,468.89 CR
05 Apr 2022	CLOSING BALANCE			\$8,468.89 CR

Opening balance	-	Total debits	+	Total credits	=	Closing balance
\$8,468.89 CR		Nil		Nil		\$8,468.89 CR


Your Credit Interest Rate Summary

Date	Balance	Standard Credit Interest Rate (p.a.)#
05 Apr	Less than \$10,000.00	0.00%
	\$10,000.00 and over	0.01%

#If your pricing is linked to the Reserve Bank of Australia's target cash rate, the interest rate will fluctuate with the cash rate movements. Note. Interest rates are effective as at the date shown but are subject to change.



3810.10698.1.1 ZZZ258R3 0303SL_R3.S961.D095.O V06.00.35

**Important Information:**

We try to get things right the first time – but if we don't, we'll do what we can to fix it.

You can fix most problems simply by contacting us.

Write to: CBA Group Customer Relations, Reply Paid 41, Sydney NSW 2001

Tell us online: commbank.com.au/support/compliments-and-complaints.html

Call: 1800 805 605 (free call)

You can also contact the Australian Financial Complaints Authority, AFCA, an independent external dispute resolution body approved by ASIC - time limits may apply, visit AFCA, afca.org.au, website for more information.

Write to: Australian Financial Complaints Authority, GPO Box 3, Melbourne VIC 3001

Email: info@afca.org.au

Call: 1800 931 678, free call Monday to Friday 9am– 5pm, AEST



Your Statement

Statement 179 (Page 1 of 2)

Account Number 06 2900 10503179

Statement Period 6 Apr 2022 - 5 May 2022

Closing Balance \$8,468.89 CR

Enquiries 13 1998
 (24 hours a day, 7 days a week)



019

THE TRUSTEES
 RN AND CB ROSE FUND
 23 BRAGG ST
 HACKETT ACT 2602

Business Online Saver

Name: ROGER NOEL ROSE AND
 CATHERINE BEVELEY ROSE IN TRUST FOR
 RN AND CB ROSE FUND

Note: Have you checked your statement today? It's easy to find out more information about each of your transactions by logging on to the CommBank App or NetBank. Should you have any questions on fees or see an error please contact us on the details above. Cheque proceeds are available when cleared.

The date of transactions shown here may be different on your other transaction lists (for example, the transaction list that appears on the CommBank app).


Date	Transaction	Debit	Credit	Balance			
06 Apr 2022	OPENING BALANCE			\$8,468.89 CR			
05 May 2022	CLOSING BALANCE			\$8,468.89 CR			
	Opening balance	-	Total debits	+	Total credits	=	Closing balance
	\$8,468.89 CR		Nil		Nil		\$8,468.89 CR

Your Credit Interest Rate Summary

Date	Balance	Standard Credit Interest Rate (p.a.)#
05 May	Less than \$10,000.00	0.00%
	\$10,000.00 and over	0.01%

#If your pricing is linked to the Reserve Bank of Australia's target cash rate, the interest rate will fluctuate with the cash rate movements. Note. Interest rates are effective as at the date shown but are subject to change.



**Important Information:**

We try to get things right the first time – but if we don't, we'll do what we can to fix it.

You can fix most problems simply by contacting us.

Write to: CBA Group Customer Relations, Reply Paid 41, Sydney NSW 2001

Tell us online: commbank.com.au/support/compliments-and-complaints.html

Call: 1800 805 605 (free call)

You can also contact the Australian Financial Complaints Authority, AFCA, an independent external dispute resolution body approved by ASIC - time limits may apply, visit AFCA, afca.org.au, website for more information.

Write to: Australian Financial Complaints Authority, GPO Box 3, Melbourne VIC 3001

Email: info@afca.org.au

Call: 1800 931 678, free call Monday to Friday 9am– 5pm, AEST



Your Statement

Statement 180 (Page 1 of 2)

Account Number 06 2900 10503179

Statement Period 6 May 2022 - 5 Jun 2022

Closing Balance \$8,468.89 CR

Enquiries 13 1998
 (24 hours a day, 7 days a week)



019

THE TRUSTEES
 RN AND CB ROSE FUND
 23 BRAGG ST
 HACKETT ACT 2602

Business Online Saver

Name: ROGER NOEL ROSE AND
 CATHERINE BEVELEY ROSE IN TRUST FOR
 RN AND CB ROSE FUND

Note: Have you checked your statement today? It's easy to find out more information about each of your transactions by logging on to the CommBank App or NetBank. Should you have any questions on fees or see an error please contact us on the details above. Cheque proceeds are available when cleared.

The date of transactions shown here may be different on your other transaction lists (for example, the transaction list that appears on the CommBank app).

Date	Transaction	Debit	Credit	Balance
06 May 2022	OPENING BALANCE			\$8,468.89 CR
05 Jun 2022	CLOSING BALANCE			\$8,468.89 CR

Opening balance	-	Total debits	+	Total credits	=	Closing balance
\$8,468.89 CR		Nil		Nil		\$8,468.89 CR


Your Credit Interest Rate Summary

Date	Balance	Standard Credit Interest Rate (p.a.)#
05 Jun	Less than \$10,000.00	0.00%
	\$10,000.00 and over	0.01%

#If your pricing is linked to the Reserve Bank of Australia's target cash rate, the interest rate will fluctuate with the cash rate movements. Note. Interest rates are effective as at the date shown but are subject to change.



10882.28036.1.1.ZZ258R3.0303.SL.R3.S961.D157.OV06.00.35

**Important Information:**

We try to get things right the first time – but if we don't, we'll do what we can to fix it.

You can fix most problems simply by contacting us.

Write to: CBA Group Customer Relations, Reply Paid 41, Sydney NSW 2001

Tell us online: commbank.com.au/support/compliments-and-complaints.html

Call: 1800 805 605 (free call)

You can also contact the Australian Financial Complaints Authority, AFCA, an independent external dispute resolution body approved by ASIC - time limits may apply, visit AFCA, afca.org.au, website for more information.

Write to: Australian Financial Complaints Authority, GPO Box 3, Melbourne VIC 3001

Email: info@afca.org.au

Call: 1800 931 678, free call Monday to Friday 9am– 5pm, AEST



Your Statement

Statement 181 (Page 1 of 2)

Account Number 06 2900 10503179

Statement Period 6 Jun 2022 - 5 Jul 2022


Closing Balance \$8,468.89 CR

Enquiries 13 1998
 (24 hours a day, 7 days a week)



019

THE TRUSTEES
 RN AND CB ROSE FUND
 23 BRAGG ST
 HACKETT ACT 2602



Business Online Saver

Name: ROGER NOEL ROSE AND
 CATHERINE BEVELEY ROSE IN TRUST FOR
 RN AND CB ROSE FUND

Note: Have you checked your statement today? It's easy to find out more information about each of your transactions by logging on to the CommBank App or NetBank. Should you have any questions on fees or see an error please contact us on the details above. Cheque proceeds are available when cleared.


The date of transactions shown here may be different on your other transaction lists (for example, the transaction list that appears on the CommBank app).

Date	Transaction	Debit	Credit	Balance	
06 Jun 2022	OPENING BALANCE			\$8,468.89 CR	
05 Jul 2022	CLOSING BALANCE			\$8,468.89 CR	
	Opening balance				
	- Total debits				
	+ Total credits				
	= Closing balance				
		\$8,468.89 CR	Nil	Nil	\$8,468.89 CR

Your Credit Interest Rate Summary

Date	Balance	Standard Credit Interest Rate (p.a.)#
05 Jul	Less than \$10,000.00	0.00%
	\$10,000.00 and over	0.20%

#If your pricing is linked to the Reserve Bank of Australia's target cash rate, the interest rate will fluctuate with the cash rate movements. Note. Interest rates are effective as at the date shown but are subject to change.

**Important Information:**

We try to get things right the first time – but if we don't, we'll do what we can to fix it.

You can fix most problems simply by contacting us.

Write to: CBA Group Customer Relations, Reply Paid 41, Sydney NSW 2001

Tell us online: commbank.com.au/support/compliments-and-complaints.html

Call: 1800 805 605 (free call)

You can also contact the Australian Financial Complaints Authority, AFCA, an independent external dispute resolution body approved by ASIC - time limits may apply, visit AFCA, afca.org.au, website for more information.

Write to: Australian Financial Complaints Authority, GPO Box 3, Melbourne VIC 3001

Email: info@afca.org.au

Call: 1800 931 678, free call Monday to Friday 9am– 5pm, AEST



019

THE TRUSTEES
 RN AND CB ROSE FUND
 23 BRAGG ST
 HACKETT ACT 2602

Account Number 06 2900 10503160

Statement Period 12 Apr 2021 - 11 Jul 2021

Closing Balance \$7,499.06 CR

Enquiries 13 1998
 (24 hours a day, 7 days a week)

Business Transaction Account

If this account has an attached overdraft limit or facility which is secured over your primary place of residence or over a residential investment property you should ensure that the property is insured in accordance with the terms and conditions of the mortgage. If you have any queries about your insurance cover you should contact your insurer. Information on property insurance can also be found on www.moneysmart.gov.au. Note, if this account has an attached overdraft limit or facility and we send you a statement every 4 or 6 months, we will update your statement preference to every 3 months as part of changes made to the new Banking Code of Practice from 1 July 2019.

Name: ROGER NOEL ROSE AND
 CATHERINE BEVELEY ROSE IN TRUST FOR
 RN AND CB ROSE FUND

Note: Have you checked your statement today? It's easy to find out more information about each of your transactions by logging on to the CommBank App or NetBank. Should you have any questions on fees or see an error please contact us on the details above. Cheque proceeds are available when cleared.

The date of transactions shown here may be different on your other transaction lists (for example, the transaction list that appears on the CommBank app).

Date	Transaction	Debit	Credit	Balance
12 Apr	2021 OPENING BALANCE			\$1,231.11 CR
26 Apr	Transfer to CBA A/c NetBank superhelp annual 2	1,255.00		\$23.89 DR
26 Apr	Transfer from xx4147 NetBank mrose pension		2,500.00	\$2,476.11 CR
26 Apr	Transfer to xx1434 NetBank mrose pension	2,548.00		\$71.89 DR
01 May	Debit Excess Interest	0.18		\$72.07 DR
02 May	Direct Credit 012721 ATO ATO004000014363792		7,571.17	\$7,499.10 CR
01 Jun	Debit Excess Interest	0.04		\$7,499.06 CR
01 Jul	DEBIT INTEREST CHARGED on this account to June 30, 2021 is \$0.22			
11 Jul	2021 CLOSING BALANCE			\$7,499.06 CR

Opening balance	-	Total debits	+	Total credits	=	Closing balance
\$1,231.11 CR		\$3,803.22		\$10,071.17		\$7,499.06 CR

9950.24773.1.1 ZZ258R3 0303 SL.R3.S961.D193.O V06.00.33



019

THE TRUSTEES
 RN AND CB ROSE FUND
 23 BRAGG ST
 HACKETT ACT 2602

Account Number 06 2900 10503160

Statement Period 12 Jul 2021 - 11 Oct 2021

Closing Balance \$2,287.06 CR

Enquiries 13 1998
 (24 hours a day, 7 days a week)



Business Transaction Account

If this account has an attached overdraft limit or facility which is secured over your primary place of residence or over a residential investment property you should ensure that the property is insured in accordance with the terms and conditions of the mortgage. If you have any queries about your insurance cover you should contact your insurer. Information on property insurance can also be found on www.moneysmart.gov.au. Note, if this account has an attached overdraft limit or facility and we send you a statement every 4 or 6 months, we will update your statement preference to every 3 months as part of changes made to the new Banking Code of Practice from 1 July 2019.

Name: ROGER NOEL ROSE AND
 CATHERINE BEVELEY ROSE IN TRUST FOR
 RN AND CB ROSE FUND

Note: Have you checked your statement today? It's easy to find out more information about each of your transactions by logging on to the CommBank App or NetBank. Should you have any questions on fees or see an error please contact us on the details above. Cheque proceeds are available when cleared.

The date of transactions shown here may be different on your other transaction lists (for example, the transaction list that appears on the CommBank app).

Date	Transaction	Debit	Credit	Balance
12 Jul	2021 OPENING BALANCE			\$7,499.06 CR
24 Sep	Transfer to xx1434 NetBank m rose pension	5,212.00		\$2,287.06 CR
11 Oct	2021 CLOSING BALANCE			\$2,287.06 CR

179

Opening balance	-	Total debits	+	Total credits	=	Closing balance
\$7,499.06 CR		\$5,212.00		Nil		\$2,287.06 CR



Account Number 06 2900 10503160

Statement Period 12 Oct 2021 - 11 Jan 2022

Closing Balance \$1,525.06 CR

Enquiries 13 1998
 (24 hours a day, 7 days a week)



019

THE TRUSTEES
 RN AND CB ROSE FUND
 23 BRAGG ST
 HACKETT ACT 2602



Business Transaction Account

If this account has an attached overdraft limit or facility which is secured over your primary place of residence or over a residential investment property you should ensure that the property is insured in accordance with the terms and conditions of the mortgage. If you have any queries about your insurance cover you should contact your insurer. Information on property insurance can also be found on www.moneysmart.gov.au. Note, if this account has an attached overdraft limit or facility and we send you a statement every 4 or 6 months, we will update your statement preference to every 3 months as part of changes made to the new Banking Code of Practice from 1 July 2019.

Name: ROGER NOEL ROSE AND
 CATHERINE BEVELEY ROSE IN TRUST FOR
 RN AND CB ROSE FUND

Note: Have you checked your statement today? It's easy to find out more information about each of your transactions by logging on to the CommBank App or NetBank. Should you have any questions on fees or see an error please contact us on the details above. Cheque proceeds are available when cleared.

The date of transactions shown here may be different on your other transaction lists (for example, the transaction list that appears on the CommBank app).

Date	Transaction	Debit	Credit	Balance
12 Oct 2021	OPENING BALANCE			\$2,287.06 CR
13 Dec	Transfer from xx4147 NetBank mrose pension		5,000.00	\$7,287.06 CR
13 Dec	Transfer to xx1434 NetBank mrose pension	5,212.00		\$2,075.06 CR
11 Jan	Transfer to CBA A/c NetBank superhelp 1	550.00		\$1,525.06 CR
11 Jan 2022	CLOSING BALANCE			\$1,525.06 CR

Opening balance	-	Total debits	+	Total credits	=	Closing balance
\$2,287.06 CR		\$5,762.00		\$5,000.00		\$1,525.06 CR

*# 14983.20837.1.2 ZZ258R3 0303 SL_R3_S961.D011.OV06.00.35

P2
81



Account Number 06 2900 10503160

Statement Period 12 Jan 2022 - 11 Apr 2022

Closing Balance \$1,525.06 CR

Enquiries 13 1998
 (24 hours a day, 7 days a week)



019

THE TRUSTEES
 RN AND CB ROSE FUND
 23 BRAGG ST
 HACKETT ACT 2602

Business Transaction Account

If this account has an attached overdraft limit or facility which is secured over your primary place of residence or over a residential investment property you should ensure that the property is insured in accordance with the terms and conditions of the mortgage. If you have any queries about your insurance cover you should contact your insurer. Information on property insurance can also be found on www.moneysmart.gov.au. Note, if this account has an attached overdraft limit or facility and we send you a statement every 4 or 6 months, we will update your statement preference to every 3 months as part of changes made to the new Banking Code of Practice from 1 July 2019.

Name: ROGER NOEL ROSE AND
 CATHERINE BEVELEY ROSE IN TRUST FOR
 RN AND CB ROSE FUND

Note: Have you checked your statement today? It's easy to find out more information about each of your transactions by logging on to the CommBank App or NetBank. Should you have any questions on fees or see an error please contact us on the details above. Cheque proceeds are available when cleared.

The date of transactions shown here may be different on your other transaction lists (for example, the transaction list that appears on the CommBank app).

Date	Transaction	Debit	Credit	Balance
12 Jan 2022	OPENING BALANCE			\$1,525.06 CR
14 Jan	Transfer from xx4147 NetBank fdv		20,000.00	\$21,525.06 CR
14 Jan	FDV SPP 2021 NetBank BPAY 372201 159279900101960433 frontier digital	20,000.00		\$1,525.06 CR
11 Apr 2022	CLOSING BALANCE			\$1,525.06 CR

Opening balance	-	Total debits	+	Total credits	=	Closing balance
\$1,525.06 CR		\$20,000.00		\$20,000.00		\$1,525.06 CR

*# 23767.41672.1.2 ZZ258R3 0303 SL.R3.S961.D101.OV06.00.35

A10



019

THE TRUSTEES
 RN AND CB ROSE FUND
 23 BRAGG ST
 HACKETT ACT 2602

Account Number 06 2900 10503160

Statement Period 12 Apr 2022 - 11 Jul 2022

Closing Balance \$203.77 CR

Enquiries 13 1998
 (24 hours a day, 7 days a week)



Business Transaction Account

If this account has an attached overdraft limit or facility which is secured over your primary place of residence or over a residential investment property you should ensure that the property is insured in accordance with the terms and conditions of the mortgage. If you have any queries about your insurance cover you should contact your insurer. Information on property insurance can also be found on www.moneysmart.gov.au. Note, if this account has an attached overdraft limit or facility and we send you a statement every 4 or 6 months, we will update your statement preference to every 3 months as part of changes made to the new Banking Code of Practice from 1 July 2019.

Name: ROGER NOEL ROSE AND
 CATHERINE BEVELEY ROSE IN TRUST FOR
 RN AND CB ROSE FUND

Note: Have you checked your statement today? It's easy to find out more information about each of your transactions by logging on to the CommBank App or NetBank. Should you have any questions on fees or see an error please contact us on the details above. Cheque proceeds are available when cleared.

The date of transactions shown here may be different on your other transaction lists (for example, the transaction list that appears on the CommBank app).

Date	Transaction	Debit	Credit	Balance
12 Apr	2022 OPENING BALANCE			\$1,525.06 CR
20 Apr	Transfer to CBA A/c NetBank superhelp	1,295.00		\$230.06 CR <i>S2</i>
03 May	Direct Credit 012721 ATO ATO008000016278335		459.71	\$689.77 CR <i>ATO</i>
23 Jun	Transfer from xx4147 NetBank mrose pension		10,000.00	\$10,689.77 CR
23 Jun	Transfer to xx1434 NetBank mrose pension	10,486.00		\$203.77 CR <i>P4</i>
11 Jul	2022 CLOSING BALANCE			\$203.77 CR

Opening balance	-	Total debits	+	Total credits	=	Closing balance
\$1,525.06 CR		\$11,781.00		\$10,459.71		\$203.77 CR

*# 20508.36522.1.2 ZZ258R3 0303 SL.R3.S961.D192.OV06.00.35



019

MR R AND MRS C ROSE
 23 BRAGG ST
 HACKETT ACT 2602

Account Number 06 2900 10504147

Statement Period 6 Jun 2021 - 5 Sep 2021

Closing Balance \$333,614.91 CR

Enquiries 13 1998
 (24 hours a day, 7 days a week)



Direct Investment Account

If this account has an attached overdraft limit or facility and we send you a statement every 4 or 6 months, we will update your statement preference to every 3 months as part of changes made to the new Banking Code of Practice from 1 July 2019.

Name: ROGER NOEL ROSE AND
 CATHERINE BEVERLEY ROSE IN TRUST FOR
 RN AND CB ROSE FUND

Note: Have you checked your statement today? It's easy to find out more information about each of your transactions by logging on to the CommBank App or NetBank. Should you have any questions on fees or see an error please contact us on the details above. Cheque proceeds are available when cleared.

The date of transactions shown here may be different on your other transaction lists (for example, the transaction list that appears on the CommBank app).

Date	Transaction	Debit	Credit	Balance
06 Jun 2021	OPENING BALANCE			\$332,253.35 CR
17 Jun	Direct Credit 396297 RESMED DIVIDEND JUN21/00813538		171.56	\$332,424.91 CR
21 Jul	Direct Credit 458106 THORN GROUP LTD JUL21/00801056		520.00	\$332,944.91 CR <i>d10</i>
28 Jul	Direct Credit 255730 360Capital Group S00021836524		670.00	\$333,614.91 CR <i>d7</i>
05 Sep 2021	CLOSING BALANCE			\$333,614.91 CR

Opening balance	-	Total debits	+	Total credits	=	Closing balance
\$332,253.35 CR		Nil		\$1,361.56		\$333,614.91 CR

Your Credit Interest Rate Summary

Date	Balance	Standard Credit Interest Rate (p.a.)
05 Sep	Less than \$5,000.00	0.00%
	\$5,000.00 - \$49,999.99	0.00%
	\$50,000.00 - \$249,999.99	0.00%
	\$250,000.00 and over	0.00%

Note. Interest rates are effective as at the date shown but are subject to change.



019

MR R AND MRS C ROSE
 23 BRAGG ST
 HACKETT ACT 2602

Account Number 06 2900 10504147

Statement Period 6 Sep 2021 - 5 Dec 2021

Closing Balance \$98,062.19 CR

Enquiries 13 1998
 (24 hours a day, 7 days a week)

Direct Investment Account

If this account has an attached overdraft limit or facility and we send you a statement every 4 or 6 months, we will update your statement preference to every 3 months as part of changes made to the new Banking Code of Practice from 1 July 2019.

Name: ROGER NOEL ROSE AND
 CATHERINE BEVERLEY ROSE IN TRUST FOR
 RN AND CB ROSE FUND


Note: Have you checked your statement today? It's easy to find out more information about each of your transactions by logging on to the CommBank App or NetBank. Should you have any questions on fees or see an error please contact us on the details above. Cheque proceeds are available when cleared.

The date of transactions shown here may be different on your other transaction lists (for example, the transaction list that appears on the CommBank app).

Date	Transaction	Debit	Credit	Balance
06 Sep 2021	OPENING BALANCE			\$333,614.91 CR
06 Sep	Direct Credit 219182 PDN UMP 2021 SEP21/00804893		294.83	\$333,909.74 CR
14 Sep	Direct Credit 458106 BAP DIVIDEND SEP21/00804583		1,815.00	\$335,724.74 CR
22 Sep	Direct Credit 489275 IOOF DIVIDEND S00021836524		1,426.00	\$337,150.74 CR
23 Sep	Direct Credit 396297 RESMED DIVIDEND SEP21/00813133		199.78	\$337,350.52 CR
24 Sep	Direct Credit 458106 WOODSIDE INT21/00567030		1,272.06	\$338,622.58 CR
28 Sep	Direct Credit 326860 ALTIUM LIMITED SEP21/00805743		357.00	\$338,979.58 CR
30 Sep	Direct Credit 458106 CSL LTD DIVIDEND AUD21/00965598		794.83	\$339,774.41 CR
30 Sep	Direct Credit 423240 RHC Dividend S00021836524		747.78	\$340,522.19 CR
30 Sep	Direct Debit 062934 COMMSEC SECURITI COMMSEC	221,080.91		\$119,441.28 CR
07 Oct	Direct Debit 062934 COMMSEC SECURITI COMMSEC	61,310.57		\$58,130.71 CR
08 Oct	Direct Credit 407459 MVF FNL DIV 001267659414		567.00	\$58,697.71 CR

*# 2619.6077.1.2 ZZ258R3 0303.SL.R3.S161.D340.O.V06.00.34

Handwritten notes:
 A6
 d32
 d25
 d13
 d2
 d33
 d28
 d16
 A8, b.
 d18
 A1,2,3,4: b1,2,3,4



Date	Transaction	Debit	Credit	Balance
14 Oct	Direct Credit 062895 COMMONWEALTH SEC COMMSEC		40,771.02	\$99,468.73 CR
20 Oct	Direct Credit 498510 LNK FNL DIV 001266496919		605.00	\$100,073.73 CR
27 Oct	Direct Credit 255730 360Capital Group S00021836524		1,005.00	\$101,078.73 CR
29 Oct	Direct Credit 302169 VRT FNL DIV 001268582088		840.00	\$101,918.73 CR
05 Nov	Direct Credit 444594 MAGELLAN FLAGSHIP S00021836524		4,045.41	\$105,964.14 CR
22 Nov	Direct Debit 062934 COMMSEC SECURITI COMMSEC	9,901.95		\$96,062.19 CR
24 Nov	Direct Credit 018216 BRICKWORKS DIV NOV21/00806483		2,000.00	\$98,062.19 CR
05 Dec	2021 CLOSING BALANCE			\$98,062.19 CR

Handwritten notes:
 14 Oct: A6, b5
 20 Oct: d22
 27 Oct: d6
 29 Oct: d35
 05 Nov: d20
 22 Nov: A8, b6
 24 Nov: d29

Opening balance	-	Total debits	+	Total credits	=	Closing balance
\$333,614.91 CR		\$292,293.43		\$56,740.71		\$98,062.19 CR

Your Credit Interest Rate Summary

Date	Balance	Standard Credit Interest Rate (p.a.)
05 Dec	Less than \$5,000.00	0.00%
	\$5,000.00 - \$49,999.99	0.00%
	\$50,000.00 - \$249,999.99	0.00%
	\$250,000.00 and over	0.00%

Note. Interest rates are effective as at the date shown but are subject to change.



019

MR R AND MRS C ROSE
 23 BRAGG ST
 HACKETT ACT 2602

Account Number 06 2900 10504147

Statement Period 6 Dec 2021 - 5 Mar 2022

Closing Balance \$78,427.97 CR

Enquiries 13 1998
 (24 hours a day, 7 days a week)



Direct Investment Account

If this account has an attached overdraft limit or facility and we send you a statement every 4 or 6 months, we will update your statement preference to every 3 months as part of changes made to the new Banking Code of Practice from 1 July 2019.

Name: ROGER NOEL ROSE AND
 CATHERINE BEVERLEY ROSE IN TRUST FOR
 RN AND CB ROSE FUND

Note: Have you checked your statement today? It's easy to find out more information about each of your transactions by logging on to the CommBank App or NetBank. Should you have any questions on fees or see an error please contact us on the details above. Cheque proceeds are available when cleared.

The date of transactions shown here may be different on your other transaction lists (for example, the transaction list that appears on the CommBank app).

Date	Transaction	Debit	Credit	Balance
06 Dec 2021	OPENING BALANCE			\$98,062.19 CR
13 Dec	Transfer to xx3160 NetBank rrose pension	5,000.00		\$93,062.19 CR
16 Dec	Direct Credit 396297 RESMED DIVIDEND DEC21/00813193		195.78	\$93,257.97 CR <i>d12</i>
17 Dec	Direct Credit 609760 UMG DIV 001270123083		525.00	\$93,782.97 CR <i>d3</i>
14 Jan	Transfer to xx3160 NetBank fdv	20,000.00		\$73,782.97 CR
27 Jan	Direct Credit 255730 360Capital Group S00021836524		1,005.00	\$74,787.97 CR <i>d8</i>
09 Feb	Direct Credit 458106 THORN GROUP LTD FEB22/00801067		3,640.00	\$78,427.97 CR <i>d9</i>
05 Mar 2022	CLOSING BALANCE			\$78,427.97 CR

Opening balance	-	Total debits	+	Total credits	=	Closing balance
\$98,062.19 CR		\$25,000.00		\$5,365.78		\$78,427.97 CR



019

MR R AND MRS C ROSE
 23 BRAGG ST
 HACKETT ACT 2602

Account Number 06 2900 10504147

Statement Period 6 Mar 2022 - 5 Jun 2022

Closing Balance \$281,260.45 CR

Enquiries 13 1998
 (24 hours a day, 7 days a week)

Direct Investment Account

If this account has an attached overdraft limit or facility and we send you a statement every 4 or 6 months, we will update your statement preference to every 3 months as part of changes made to the new Banking Code of Practice from 1 July 2019.

Name: ROGER NOEL ROSE AND
 CATHERINE BEVERLEY ROSE IN TRUST FOR
 RN AND CB ROSE FUND

Note: Have you checked your statement today? It's easy to find out more information about each of your transactions by logging on to the CommBank App or NetBank. Should you have any questions on fees or see an error please contact us on the details above. Cheque proceeds are available when cleared.


The date of transactions shown here may be different on your other transaction lists (for example, the transaction list that appears on the CommBank app).

Date	Transaction	Debit	Credit	Balance
06 Mar	2022 OPENING BALANCE			\$78,427.97 CR
08 Mar	Direct Credit 325300 MAGELLAN FIN GRP S00021836524		1,981.80	\$80,409.77 CR <i>d19</i>
09 Mar	Direct Credit 219182 SYD SCHEME PYMT AUD01/00840823		183,426.25	\$263,836.02 CR <i>A12</i>
14 Mar	Direct Credit 458106 BAP DIVIDEND MAR22/00804811		1,650.00	\$265,486.02 CR <i>d31</i>
16 Mar	Direct Credit 612445 LLC DIST INT22/00824658		281.25	\$265,767.27 CR <i>d24</i>
17 Mar	Direct Credit 396297 RESMED DIVIDEND MAR22/00813278		164.11	\$265,931.38 CR <i>d11</i>
22 Mar	Direct Credit 326860 ALTIUM LIMITED MAR22/00805343		357.00	\$266,288.38 CR <i>d33</i>
23 Mar	Direct Credit 458106 WOODSIDE FIN21/00568721		4,530.90	\$270,819.28 CR <i>d1</i>
31 Mar	Direct Credit 423240 RHC Dividend S00021836524		352.11	\$271,171.39 CR <i>d15</i>
01 Apr	Direct Credit 489275 IFL DIVIDEND S00021836524		1,463.20	\$272,634.59 CR <i>d26</i>
04 Apr	Direct Credit 407459 MVF ITM DIV 001275686100		594.00	\$273,228.59 CR <i>d17</i>
06 Apr	Direct Credit 458106 CSL LTD DIVIDEND 22AUD/00866747		711.45	\$273,940.04 CR <i>d27</i>

*# 2325.5256.1.2 ZZ258R3 0303.SL.R3.S161.D157.O.V06.00.35

Account Number

06 2900 10504147



Date	Transaction	Debit	Credit	Balance
08 Apr	Direct Credit 498510 LNK DIV 001276199087		330.00	\$274,270.04 CR
14 Apr	Direct Credit 302169 VRT DIV 001276766182		840.00	\$275,110.04 CR
27 Apr	Direct Credit 255730 360Capital Group S00021836524		1,005.00	\$276,115.04 CR
03 May	Direct Credit 018216 BRICKWORKS DIV MAY22/00806744		1,100.00	\$277,215.04 CR
13 May	Direct Credit 444594 MAGELLAN FLAGSHIP S00021836524		4,045.41	\$281,260.45 CR
05 Jun 2022	CLOSING BALANCE			\$281,260.45 CR

d23
d36
d37
d30
d21

Opening balance	-	Total debits	+	Total credits	=	Closing balance
\$78,427.97 CR		Nil		\$202,832.48		\$281,260.45 CR

Your Credit Interest Rate Summary

Date	Balance	Standard Credit Interest Rate (p.a.)
05 Jun	Less than \$5,000.00	0.00%
	\$5,000.00 - \$49,999.99	0.00%
	\$50,000.00 - \$249,999.99	0.00%
	\$250,000.00 and over	0.00%

Note. Interest rates are effective as at the date shown but are subject to change.

Important Information:

We try to get things right the first time – but if we don't, we'll do what we can to fix it. You can fix most problems simply by contacting us.
 Write to: CBA Group Customer Relations, Reply Paid 41, Sydney NSW 2001
 Tell us online: commbank.com.au/support/compliments-and-complaints.html
 Call: 1800 805 605 (free call)

You can also contact the Australian Financial Complaints Authority, AFCA, an independent external dispute resolution body approved by ASIC - time limits may apply, visit AFCA, afca.org.au, website for more information.
 Write to: Australian Financial Complaints Authority, GPO Box 3, Melbourne VIC 3001
 Email: info@afca.org.au
 Call: 1800 931 678, free call Monday to Friday 9am– 5pm, AEST



Statement 74 (Page 1 of 2)

Account Number 06 2900 10504147

Statement Period 6 Jun 2022 - 5 Sep 2022

Closing Balance \$330,266.98 CR

Enquiries 13 1998
 (24 hours a day, 7 days a week)



019

MR R AND MRS C ROSE
 23 BRAGG ST
 HACKETT ACT 2602

Direct Investment Account

If this account has an attached overdraft limit or facility and we send you a statement every 4 or 6 months, we will update your statement preference to every 3 months as part of changes made to the new Banking Code of Practice from 1 July 2019.

Name: ROGER NOEL ROSE AND
 CATHERINE BEVERLEY ROSE IN TRUST FOR
 RN AND CB ROSE FUND

Note: Have you checked your statement today? It's easy to find out more information about each of your transactions by logging on to the CommBank App or NetBank. Should you have any questions on fees or see an error please contact us on the details above. Cheque proceeds are available when cleared.

The date of transactions shown here may be different on your other transaction lists (for example, the transaction list that appears on the CommBank app).

Date	Transaction	Debit	Credit	Balance			
06 Jun 2022	OPENING BALANCE			\$281,260.45 CR			
16 Jun	Direct Credit 396297 RESMED DIVIDEND JNE22/00813443		171.53	\$281,431.98 CR <i>d14</i>			
17 Jun	Direct Credit 609760 UMG DIV 001278228834		225.00	\$281,656.98 CR <i>d5</i>			
23 Jun	Transfer to xx3160 NetBank rnrose pension	10,000.00		\$271,656.98 CR			
01 Jul	Direct Credit 302169 VRT DIV 001278641792		2,100.00	\$273,756.98 CR			
12 Jul	DEPOSIT CASH \$0.00 CHEQUE \$54985.00 Branch DICKSON		54,985.00	\$328,741.98 CR			
25 Jul	Direct Credit 458106 THORN GROUP LTD JUL22/00800835		520.00	\$329,261.98 CR			
27 Jul	Direct Credit 255730 360Capital Group S00021836524		1,005.00	\$330,266.98 CR			
05 Sep 2022	CLOSING BALANCE			\$330,266.98 CR			
Opening balance		-	Total debits	+	Total credits	=	Closing balance
\$281,260.45 CR			\$10,000.00		\$59,006.53		\$330,266.98 CR

** 2230.5660.1.1.ZZ258R3 0303.SL.R3.S161.D248.O.V06.00.35

61800 - Distributions Receivable

2022 Financial Year

Preparer Jelly Cadiang

Reviewer Steven Lee

Status Completed

Account Code	Description	CY Balance	LY Balance	Change
LLC.AXW	Lendlease Group	\$296.56		100%
TGP.AX1	360 Capital Group		\$670.00	100%
TOTAL		CY Balance	LY Balance	
		\$296.56	\$670.00	

Supporting Documents

- General Ledger [Report](#)

Standard Checklist

- Review aging of amounts receivable and comment on any delay in payment

RN & CB Rose Fund General Ledger

As at 30 June 2022

Transaction Date	Description	Units	Debit	Credit	Balance \$
Distributions Receivable (61800)					
<u>Lendlease Group (LLC.AXW)</u>					
30/06/2022	LLC June 2022 distribution		296.56		296.56 DR
			296.56		296.56 DR
<u>360 Capital Group (TGP.AX1)</u>					
01/07/2021	Opening Balance				670.00 DR
28/07/2021	Direct Credit 255730 360Capital Group S00021836524 [Amount Receivable]			670.00	0.00 DR
				670.00	0.00 DR
Total Debits:	296.56				
Total Credits:	670.00				

68000 - Sundry Debtors

2022 Financial Year

Preparer Jelly Cadiang

Reviewer Steven Lee

Status Completed

Account Code	Description	CY Balance	LY Balance	Change
68000	Sundry Debtors	\$54,985.00		100%
TOTAL		CY Balance	LY Balance	
		\$54,985.00		

Supporting Documents

- General Ledger [Report](#)
- sell VRT 01.07.2022.pdf [68000](#)

Standard Checklist

- Match to Source Documentation

RN & CB Rose Fund
General Ledger

As at 30 June 2022

Transaction Date	Description	Units	Debit	Credit	Balance \$
Sundry Debtors (68000)					
<u>Sundry Debtors (68000)</u>					
28/06/2022	VRT takeover consideration payment		54,985.00		54,985.00 DR
			54,985.00		54,985.00 DR
Total Debits:	54,985.00				
Total Credits:	0.00				

Oceania Equity Investments Pty Ltd
(ACN 655 692 738) as trustee for the Oceania Trust
and
A.C.N. 658 293 166 Pty Ltd
(ACN 658 293 166)

Update your information:

 **Online:**
www.investorcentre.com/contact

 **By Mail:**
Computershare Investor Services Pty Limited
GPO Box 2975 Melbourne
Victoria 3001 Australia

Enquiries:
(within Australia) 1300 850 505
(international) +61 3 9415 4000

Holder Identification Number (HIN)

X 0046442245

Payment Date 1 July 2022
Cheque Number 1157



001066 000 VRTTKO



MR ROGER NOEL ROSE &
MRS CATHERINE BEVERLEY ROSE
<RN AND CB ROSE FUND A/C>
23 BRAGG STREET
HACKETT ACT 2602

TAKEOVER CONSIDERATION PAYMENT

This cheque represents the amount payable to you for your shares in Virtus Health Limited (**Virtus**) under the takeover offer made by Oceania Equity Investments Pty Ltd (ACN 655 692 738) as trustee for the Oceania Trust and A.C.N. 658 293 166 Pty Ltd (ACN 658 293 166) (together, the **BGH Bidders**) dated 20 April 2022 (as varied and supplemented). Please refer to the Bidders' Statement dated 6 April 2022 (as supplemented) for further information.

Details of your consideration are outlined in the table below.

Class Description	Amount per Share	Number of Shares	Total Payment
Ordinary Shares	\$7.855	7,000	\$54,985.00

Note: You should retain this statement to assist you in preparing your tax return.

72300 - Derivatives (Options, Hybrids, Future Contracts)

2022 Financial Year

Preparer Jelly Cadiang

Reviewer Steven Lee

Status Completed

Account Code	Description	CY Units	CY Balance	LY Units	LY Balance	Change
MFGO.AX	Magellan Financial Group Limited	225.000000	\$165.38			100%
TOTAL		CY Units	CY Balance	LY Units	LY Balance	
		225.000000	\$165.38			

Supporting Documents

- Investment Movement Report [Report](#)
- 2290187_2022EOFYMerged (1).pdf [MFGO.AX](#)

Standard Checklist

- Attach Investment Movement Report
- Attach relevant Statements and Source Documentation
- Ensure all Investments are valued correctly at June 30
- Ensure the investment is in accordance with the fund's investment strategy
- Ensure the investment is in accordance with the SIS Act

RN & CB Rose Fund

Investment Movement Report

As at 30 June 2022

Investment	Opening Balance		Additions		Disposals			Closing Balance		
	Units	Cost	Units	Cost	Units	Cost	Accounting Profit/(Loss)	Units	Cost	Market Value
Bank Accounts										
CBA Business Online Saver 10503179		8,468.89							8,468.89	8,468.89
CBA Business Transaction Account 10503160		7,499.06		35,459.71		(42,755.00)			203.77	203.77
CBA Direct Investment Account 10504147		332,424.91		266,525.50		(327,293.43)			271,656.98	271,656.98
		348,392.86		301,985.21		(370,048.43)			280,329.64	280,329.64
Derivatives (Options, Hybrids, Future Contracts)										
MFGO.AX - Magellan Financial Group Limited - Option Expiring 16-APR-2027			225.00	0.00				225.00	0.00	165.38
				0.00					0.00	165.38
Shares in Listed Companies (Australian)										
A4N.AX - Alpha Hpa Limited			18,300.00	9,901.95				18,300.00	9,901.95	7,594.50
ALU.AX - Altium Limited	1,700.00	41,751.04						1,700.00	41,751.04	45,747.00
AD8.AX - Audinate Group Limited	10,380.00	43,304.81						10,380.00	43,304.81	78,265.20
BAP.AX - Bapcor Limited	16,500.00	86,975.24						16,500.00	86,975.24	100,320.00
BKW.AX - Brickworks Limited	5,000.00	65,573.22						5,000.00	65,573.22	92,700.00

RN & CB Rose Fund

Investment Movement Report

As at 30 June 2022

Investment	Opening Balance		Additions		Disposals			Closing Balance		
	Units	Cost	Units	Cost	Units	Cost	Accounting Profit/(Loss)	Units	Cost	Market Value
CSL.AX - CSL Limited	500.00	69,015.00						500.00	69,015.00	134,530.00
EML.AX - EML Payments Limited	13,000.00	30,196.19			(13,000.00)	(30,196.19)	10,574.83		0.00	
FDV.AX - Frontier Digital Ventures Limited	40,000.00	32,033.68	13,334.00	20,000.00				53,334.00	52,033.68	37,600.47
IFL.AX - Insignia Financial Ltd	12,400.00	100,741.58						12,400.00	100,741.58	33,356.00
LNK.AX - Link Administration Holdings Limited	11,000.00	61,563.79						11,000.00	61,563.79	41,690.00
MFG.AX - Magellan Financial Group Limited			1,800.00	61,310.57				1,800.00	61,310.57	23,256.00
MFF.AX - MFF Capital Investments Limited	115,583.00	201,726.65						115,583.00	201,726.65	255,438.43
MVF.AX - Monash Ivf Group Limited	27,000.00	34,805.52						27,000.00	34,805.52	25,380.00
MME.AX - Moneyme Limited			19,000.00	40,235.47				19,000.00	40,235.47	10,830.00
OBL.AX - Omni Bridgeway Limited			17,000.00	60,318.78				17,000.00	60,318.78	60,350.00
PDN.AX - Paladin Energy Ltd	600.00	618.74			(600.00)	(618.74)	(323.91)		0.00	
RHC.AX - Ramsay Health Care Limited	726.00	39,912.29						726.00	39,912.29	53,172.24

RN & CB Rose Fund

Investment Movement Report

As at 30 June 2022

Investment	Opening Balance		Additions		Disposals			Closing Balance		Market Value
	Units	Cost	Units	Cost	Units	Cost	Accounting Profit/(Loss)	Units	Cost	
RMD.AX - Resmed Inc	4,000.00	40,160.00						4,000.00	40,160.00	122,760.00
SYD.AX - Sydney Airport	20,963.00	138,872.71			(20,963.00)	(138,872.71)	44,553.54		0.00	
TGA.AX - Thorn Group Limited	52,000.00	31,219.23						52,000.00	31,219.23	12,740.00
URW.AX1 - Unibail-rodamco-westfield	920.00	13,492.63						920.00	13,492.63	3,459.20
UMG.AX - United Malt Group Limited			15,000.00	60,222.18				15,000.00	60,222.18	49,050.00
VRT.AX - Virtus Health Limited	7,000.00	35,711.06			(7,000.00)	(35,711.06)	19,273.94		0.00	
WDS.AX - Woodside Energy Group Ltd			3,100.00	83,288.90				3,100.00	83,288.90	98,704.00
WPL.AX - Woodside Petroleum Ltd	3,100.00	83,288.90			(3,100.00)	(83,288.90)			0.00	
	1,150,962.28	335,277.85			(288,687.60)		74,078.40		1,197,552.53	1,286,943.04
Shares in Unlisted Companies (Australian)										
SHSAAYSUNL - Amaysim Australia Limited - Unlisted	33,000.00	47,153.51			(33,000.00)	(47,153.51)	(47,153.51)		0.00	
	47,153.51				(47,153.51)		(47,153.51)		0.00	
Stapled Securities										
LLC.AXW - Lendlease Group										

RN & CB Rose Fund

Investment Movement Report

As at 30 June 2022

Investment	Opening Balance		Additions		Disposals			Closing Balance		Market Value
	Units	Cost	Units	Cost	Units	Cost	Accounting Profit/(Loss)	Units	Cost	
			5,600.00	60,304.48				5,600.00	60,304.48	51,016.00
				60,304.48					60,304.48	51,016.00
Units in Listed Unit Trusts (Australian)										
TGP.AX1 - 360 Capital Group	67,000.00	61,666.13						67,000.00	61,666.13	57,955.00
		61,666.13							61,666.13	57,955.00
	1,608,174.78			697,567.54		(705,889.54)	26,924.89		1,599,852.78	1,676,409.06

Financial Year Summary

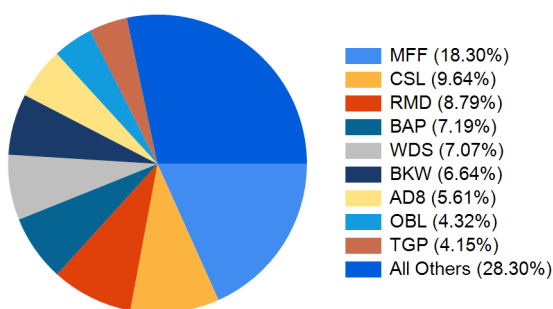
1 JULY 2021 - 30 JUNE 2022



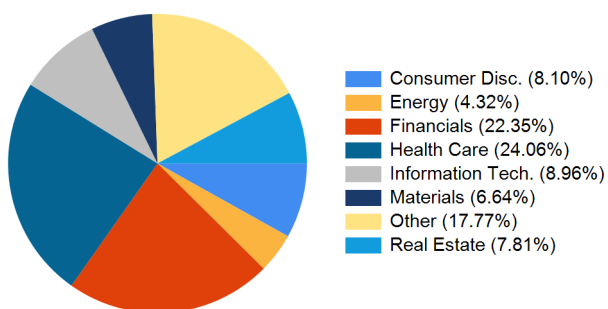
Portfolio Valuation	Account Number	Account Name	Value as at 30 June 2022
Shares	2290187	MR ROGER NOEL ROSE + MRS CATHERINE BEVERLEY ROSE <RN AND CB ROSE FUND A/C>	\$1,396,079.42
CDIA	10504147	ROGER NOEL ROSE AND CATHERINE BEVERLEY ROSE ITF RN AND CB ROSE FUND	\$271,656.98
TOTAL PORTFOLIO VALUE			\$1,667,736.40

Allocation as at 30 June 2022

Shares in your portfolio



Sectors in your portfolio



Estimated Interest & Dividends 2021-2022 Financial Year

Est. Franked Dividends	\$37,375.36
Est. Unfranked Dividends	\$4,587.23
Est. Franking Credits	\$16,018.01
Est. Interest Received from Interest Rate Securities	\$0.00
TOTAL INCOME	\$41,962.59

Fees & Charges 2021-2022 Financial Year

Total Brokerage (inc. GST)	\$407.38
Total Subscriptions (inc. GST)	\$0.00
Other Fees (inc. GST)	\$0.00
TOTAL FEES & CHARGES	\$407.38

Financial Year Summary

1 JULY 2021 - 30 JUNE 2022



This statement only provides information for CDIA accounts that have been designated as the settlement account for your Commonwealth Securities Limited Share Trading account as at 30 June. Please refer to NetBank for interest income from all other CBA accounts.

The interest shown is net of any non-resident or TFN withholding tax (if applicable). Please refer to Netbank for bank fees paid on your designated CDIA settlement account in the financial year.

The total brokerage outlined does not include any rebates you may have received over the financial year. Refer to your transaction statement records for this information.

This report only includes an estimate of dividends paid for holdings held with Commonwealth Securities Limited as at the ex-dividend date. For instance, any dividends paid prior to holdings being transferred to Commonwealth Securities Limited are not included.

This statement is an estimated summary document only and it is not intended to replace any document which contains information that may be required for taxation purposes. You should therefore refer to your CHESSE statements, dividend statements, confirmation contract notes and other investment or bank account statements for your records in this regard. This statement may not include information on accounts which have been closed, switched product type, transferred Holder Identification Number (HIN), or switched Participant Identification Number (PID) during the financial year.

This statement is issued by Commonwealth Securities Limited ABN 60 067 254 399 AFSL 238814, a market participant of ASX and Cboe Australia Pty Ltd (formerly Chi-X Australia Pty Limited), a clearing participant of ASX Clear Pty Limited and a settlement participant of ASX Settlement Pty Limited. Commonwealth Securities Limited is a wholly owned but non-guaranteed subsidiary of the Commonwealth Bank of Australia ABN 48 123 123 124 AFSL 234945 ("CBA"). Information contained in this statement is believed to be accurate at the time the statement is generated. CBA and its subsidiaries do not accept any liability for any errors or omissions contained in this statement, or any responsibility for any action taken in reliance on this statement. This document contains general information only and does not take into account your individual objectives, financial and taxation situations or needs. Before acting on the information, consider the appropriateness of your own objectives, needs, financial and taxation situation and, if necessary, seek appropriate independent financial and taxation advice. CBA is not a registered tax (financial) adviser under the Tax Agent Services Act 2009. If there are any errors in this statement, please contact us.

Address: Commonwealth Securities Limited, Locked Bag 22, Australia Square NSW 1215 | Phone: 13 15 19 | Website: www.commsec.com.au

If you are not satisfied with the service or advice you receive from us, you are entitled to complain. We have established procedures to ensure that all enquiries and complaints are properly dealt with. Please refer to our Financial Services Guide for more information. If an issue has not been resolved to your satisfaction, you can lodge a complaint with the Australian Financial Complaints Authority. AFCA provides fair and independent financial services complaint resolution that is free to consumers. Website: www.afca.org.au, Telephone: 1800 931 678 (free call), Email: info@afca.org.au, In writing to: Australian Financial Complaints Authority, GPO Box 3, Melbourne VIC 3001.

Portfolio Valuation



30 JUNE 2022

SHARES - 2290187 - HIN 46442245

MR ROGER NOEL ROSE + MRS CATHERINE BEVERLEY ROSE <RN AND CB ROSE FUND A/C>

Portfolio	Units	Unit Price	Portfolio Value	% of Portfolio
A4N - ALPHA HPA LTD FPO (ORDINARY FULLY PAID)	18,300	\$0.4150	\$7,594.50	0.46%
AD8 - AUDINATEGROUPLTD FPO (ORDINARY FULLY PAID)	10,380	\$7.5400	\$78,265.20	4.69%
ALU - ALTIUM LIMITED FPO (ORDINARY FULLY PAID)	1,700	\$26.9100	\$45,747.00	2.74%
BAP - BAPCOR LIMITED FPO (ORDINARY FULLY PAID)	16,500	\$6.0800	\$100,320.00	6.02%
BKW - BRICKWORKS LIMITED FPO (ORDINARY FULLY PAID)	5,000	\$18.5400	\$92,700.00	5.56%
CSL - CSL LIMITED FPO (ORDINARY FULLY PAID)	500	\$269.0600	\$134,530.00	8.07%
FDV - FRONTIER DIGITAL LTD FPO (ORDINARY FULLY PAID)	53,334	\$0.7050	\$37,600.47	2.25%
IFL - INSIGNIA FINANCIAL FPO (ORDINARY FULLY PAID)	12,400	\$2.6900	\$33,356.00	2.00%
LLC - LENDLEASE GROUP STAPLED (FULLY PAID ORDINARY/UNITS STAPLED SECURITIES)	5,600	\$9.1100	\$51,016.00	3.06%
LNK - LINK ADMIN HLDG FPO (ORDINARY FULLY PAID)	11,000	\$3.7900	\$41,690.00	2.50%
MFF - MFF CAPITAL INV LTD FPO (ORDINARY FULLY PAID)	115,583	\$2.2100	\$255,438.43	15.32%
MFG - MAGELLAN FIN GRP LTD FPO (ORDINARY FULLY PAID)	1,800	\$12.9200	\$23,256.00	1.39%
MFGO - MAGELLAN FIN GRP LTD OPT APR27 (OPTION EXPIRING 16-APR-2027)	225	\$0.7350	\$165.38	0.01%
MME - MONEYS LIMITED FPO (ORDINARY FULLY PAID)	19,000	\$0.5700	\$10,830.00	0.65%
MVF - MONASH IVF GROUP LTD FPO (ORDINARY FULLY PAID)	27,000	\$0.9400	\$25,380.00	1.52%
OBL - OMNI BRIDGEWAY LTD FPO FORUS (ORDINARY FULLY PAID US PROHIBITED)	17,000	\$3.5500	\$60,350.00	3.62%
RHC - RAMSAY HEALTH CARE FPO (ORDINARY FULLY PAID)	726	\$73.2400	\$53,172.24	3.19%
RMD - RESMED INC CDI 10:1 (CDI 10:1 FOREIGN EXEMPT NYSE)	4,000	\$30.6900	\$122,760.00	7.36%
TGA - THORN GROUP LIMITED FPO (ORDINARY FULLY PAID)	52,000	\$0.2450	\$12,740.00	0.76%
TGP - 360 CAPITAL GRP STAPLED (FULLY PAID ORDINARY/UNITS STAPLED SECURITIES)	67,000	\$0.8650	\$57,955.00	3.48%
UMG - UNITED MALT GROUP FPO (ORDINARY FULLY PAID)	15,000	\$3.2700	\$49,050.00	2.94%
URW - UNIBAILRODAWESTFIELD CDI 20:1 (CDI 20:1 FOREIGN EXEMPT XPAR)	920	\$3.7600	\$3,459.20	0.21%
WDS - WOODSIDE ENERGY FPO (ORDINARY FULLY PAID)	3,100	\$31.8400	\$98,704.00	5.92%
		Sub Total	\$1,396,079.42	83.71%

Cash Accounts	Portfolio Value	% of Portfolio
CDIA - 06290010504147	\$271,656.98	16.29%
	TOTAL	\$1,667,736.40
		100.00%

30 JUNE 2022

This statement only provides information for CDIA accounts that have been designated as the settlement account for your Commonwealth Securities Limited Share Trading account as at 30 June. Please refer to NetBank for interest income from all other CBA accounts.

The interest shown is net of any non-resident or TFN withholding tax (if applicable). Please refer to Netbank for bank fees paid on your designated CDIA settlement account in the financial year.

The total brokerage outlined does not include any rebates you may have received over the financial year. Refer to your transaction statement records for this information.

This report only includes an estimate of dividends paid for holdings held with Commonwealth Securities Limited as at the ex-dividend date. For instance, any dividends paid prior to holdings being transferred to Commonwealth Securities Limited are not included.

This statement is an estimated summary document only and it is not intended to replace any document which contains information that may be required for taxation purposes. You should therefore refer to your CHES statements, dividend statements, confirmation contract notes and other investment or bank account statements for your records in this regard. This statement may not include information on accounts which have been closed, switched product type, transferred Holder Identification Number (HIN), or switched Participant Identification Number (PID) during the financial year.

This statement is issued by Commonwealth Securities Limited ABN 60 067 254 399 AFSL 238814, a market participant of ASX and Cboe Australia Pty Ltd (formerly Chi-X Australia Pty Limited), a clearing participant of ASX Clear Pty Limited and a settlement participant of ASX Settlement Pty Limited. Commonwealth Securities Limited is a wholly owned but non-guaranteed subsidiary of the Commonwealth Bank of Australia ABN 48 123 123 124 AFSL 234945 ("CBA"). Information contained in this statement is believed to be accurate at the time the statement is generated. CBA and its subsidiaries do not accept any liability for any errors or omissions contained in this statement, or any responsibility for any action taken in reliance on this statement. This document contains general information only and does not take into account your individual objectives, financial and taxation situations or needs. Before acting on the information, consider the appropriateness of your own objectives, needs, financial and taxation situation and, if necessary, seek appropriate independent financial and taxation advice. CBA is not a registered tax (financial) adviser under the Tax Agent Services Act 2009. If there are any errors in this statement, please contact us.

Address: Commonwealth Securities Limited, Locked Bag 22, Australia Square NSW 1215 | Phone: 13 15 19 | Website: www.commsec.com.au

If you are not satisfied with the service or advice you receive from us, you are entitled to complain. We have established procedures to ensure that all enquiries and complaints are properly dealt with. Please refer to our Financial Services Guide for more information. If an issue has not been resolved to your satisfaction, you can lodge a complaint with the Australian Financial Complaints Authority. AFCA provides fair and independent financial services complaint resolution that is free to consumers. Website: www.afca.org.au, Telephone: 1800 931 678 (free call), Email: info@afca.org.au, In writing to: Australian Financial Complaints Authority, GPO Box 3, Melbourne VIC 3001.

Transaction Summary

1 JULY 2021 - 30 JUNE 2022



MR ROGER NOEL ROSE + MRS CATHERINE
BEVERLEY ROSE <RN AND CB ROSE FUND A/C>

SHARES - 2290187 - HIN 46442245

Total Buys and Sells		2021 - 2022 Financial Year
Total Buys (inc. Brokerage + GST)		\$292,293.43
Total Sells (inc. Brokerage + GST)		\$40,771.02

A4N - ALPHA HPA LTD FPO (ORDINARY FULLY PAID)

Date	Type	Quantity	Unit Price	Trade Value	Brokerage+GST	GST	CNote	Total Value
18-Nov-2021	Buy	18,300	\$5.5400	\$9,882.00	\$19.95	\$1.81	126564567	\$9,901.95
Sub Total					\$19.95	\$1.81		\$9,901.95

EML - EML PAYMENTS LTD FPO (ORDINARY FULLY PAID)

Date	Type	Quantity	Unit Price	Trade Value	Brokerage+GST	GST	CNote	Total Value
12-Oct-2021	Sell	-13,000	\$3.1400	-\$40,820.00	\$48.98	\$4.45	124807743	-\$40,771.02
Sub Total					\$48.98	\$4.45		-\$40,771.02

LLC - LENDLEASE GROUP STAPLED (FULLY PAID ORDINARY/UNITS STAPLED SECURITIES)

Date	Type	Quantity	Unit Price	Trade Value	Brokerage+GST	GST	CNote	Total Value
28-Sep-2021	Buy	5,600	\$10.7557	\$60,232.20	\$72.28	\$6.57	124182475	\$60,304.48
Sub Total					\$72.28	\$6.57		\$60,304.48

MFG - MAGELLAN FIN GRP LTD FPO (ORDINARY FULLY PAID)

Date	Type	Quantity	Unit Price	Trade Value	Brokerage+GST	GST	CNote	Total Value
05-Oct-2021	Buy	1,800	\$34.0206	\$61,237.09	\$73.48	\$6.68	124537206	\$61,310.57
Sub Total					\$73.48	\$6.68		\$61,310.57

MME - MONEyme LIMITED FPO (ORDINARY FULLY PAID)

Date	Type	Quantity	Unit Price	Trade Value	Brokerage+GST	GST	CNote	Total Value
28-Sep-2021	Buy	19,000	\$2.1151	\$40,187.25	\$48.22	\$4.38	124182876	\$40,235.47
Sub Total					\$48.22	\$4.38		\$40,235.47

OBL - OMNI BRIDGEWAY LTD FPO FORUS (ORDINARY FULLY PAID US PROHIBITED)

Date	Type	Quantity	Unit Price	Trade Value	Brokerage+GST	GST	CNote	Total Value
28-Sep-2021	Buy	17,000	\$3.5439	\$60,246.49	\$72.29	\$6.57	124155223	\$60,318.78
Sub Total					\$72.29	\$6.57		\$60,318.78

UMG - UNITED MALT GROUP FPO (ORDINARY FULLY PAID)

Date	Type	Quantity	Unit Price	Trade Value	Brokerage+GST	GST	CNote	Total Value
28-Sep-2021	Buy	15,000	\$4.0100	\$60,150.00	\$72.18	\$6.56	124182189	\$60,222.18

Transaction Summary

1 JULY 2021 - 30 JUNE 2022



Sub Total

\$72.18

\$6.56

\$60,222.18

Transaction Summary

1 JULY 2021 - 30 JUNE 2022



The transaction summary is only able to display information available to Commonwealth Securities Limited. Certain transactions may not be displayed, including but not limited to transactions made off market such as Initial Public Offerings (IPOs) and Delivery vs Payment Settlements (DvP). Transactions regarding corporate actions or stock transfers are not included and can be found on your statements as issued by the company or the share registry. Transactions for Issuer Sponsored holdings placed outside of this account are not included in this summary. Links to some of the key share registries can be found below:

Computershare (<http://www.computershare.com/au/Pages/default.aspx>)
Link Market Services (<https://investorcentre.linkmarketservices.com.au/Login.aspx/Login>)
Boardroom Limited (<https://boardroomlimited.com.au>)
Security Transfer Registrars (<https://www.securitytransfer.com.au>)
Advanced Share Registry Services (<http://www.advancedshare.com.au/Home.aspx>)

The total brokerage outlined does not include any rebates you may have received over the financial year. Refer to your transaction statement records for this information.

This report only includes an estimate of dividends paid for holdings held with Commonwealth Securities Limited as at the ex-dividend date. For instance, any dividends paid prior to holdings being transferred to Commonwealth Securities Limited are not included.

This statement is an estimated summary document only and it is not intended to replace any document which contains information that may be required for taxation purposes. You should therefore refer to your CHESS statements, dividend statements, confirmation contract notes and other investment or bank account statements for your records in this regard. This statement may not include information on accounts which have been closed, switched product type, transferred Holder Identification Number (HIN), or switched Participant Identification Number (PID) during the financial year.

This statement is issued by Commonwealth Securities Limited ABN 60 067 254 399 AFSL 238814, a market participant of ASX and Cboe Australia Pty Ltd (formerly Chi-X Australia Pty Limited), a clearing participant of ASX Clear Pty Limited and a settlement participant of ASX Settlement Pty Limited. Commonwealth Securities Limited is a wholly owned but non-guaranteed subsidiary of the Commonwealth Bank of Australia ABN 48 123 123 124 AFSL 234945 ("CBA"). Information contained in this statement is believed to be accurate at the time the statement is generated. CBA and its subsidiaries do not accept any liability for any errors or omissions contained in this statement, or any responsibility for any action taken in reliance on this statement. This document contains general information only and does not take into account your individual objectives, financial and taxation situations or needs. Before acting on the information, consider the appropriateness of your own objectives, needs, financial and taxation situation and, if necessary, seek appropriate independent financial and taxation advice. CBA is not a registered tax (financial) adviser under the Tax Agent Services Act 2009. If there are any errors in this statement, please contact us.

Address: Commonwealth Securities Limited, Locked Bag 22, Australia Square NSW 1215 | Phone: 13 15 19 | Website: www.commsec.com.au

If you are not satisfied with the service or advice you receive from us, you are entitled to complain. We have established procedures to ensure that all enquiries and complaints are properly dealt with. Please refer to our Financial Services Guide for more information. If an issue has not been resolved to your satisfaction, you can lodge a complaint with the Australian Financial Complaints Authority. AFCA provides fair and independent financial services complaint resolution that is free to consumers. Website: www.afca.org.au, Telephone: 1800 931 678 (free call), Email: info@afca.org.au, In writing to: Australian Financial Complaints Authority, GPO Box 3, Melbourne VIC 3001.

Interest & Estimated Dividend Summary



1 JULY 2021 - 30 JUNE 2022

SHARES - 2290187 - HIN 46442245

MR ROGER NOEL ROSE + MRS CATHERINE BEVERLEY ROSE <RN AND CB ROSE FUND A/C>

ESTIMATED DIVIDEND SUMMARY

ALU - ALTIUM LIMITED FPO (ORDINARY FULLY PAID)

Ex-div date	Payment Date	Type	Dividend per share	Units	Est. Unfranked Amount	Est. Franked Amount	Est. Total Dividend	Est. Franking Credit
07-Mar-2022	22-Mar-2022	Interim	\$0.2100	1,700	\$0.00	\$357.00	\$357.00	\$153.00
06-Sep-2021	28-Sep-2021	Final	\$0.2100	1,700	\$303.45	\$53.55	\$357.00	\$22.95
Sub Total					\$303.45	\$410.55	\$714.00	\$175.95

BAP - BAPCOR LIMITED FPO (ORDINARY FULLY PAID)

Ex-div date	Payment Date	Type	Dividend per share	Units	Est. Unfranked Amount	Est. Franked Amount	Est. Total Dividend	Est. Franking Credit
25-Feb-2022	14-Mar-2022	Interim	\$0.1000	16,500	\$0.00	\$1,650.00	\$1,650.00	\$707.14
30-Aug-2021	14-Sep-2021	Final	\$0.1100	16,500	\$0.00	\$1,815.00	\$1,815.00	\$777.86
Sub Total					\$0.00	\$3,465.00	\$3,465.00	\$1,485.00

BKW - BRICKWORKS LIMITED FPO (ORDINARY FULLY PAID)

Ex-div date	Payment Date	Type	Dividend per share	Units	Est. Unfranked Amount	Est. Franked Amount	Est. Total Dividend	Est. Franking Credit
11-Apr-2022	03-May-2022	Interim	\$0.2200	5,000	\$0.00	\$1,100.00	\$1,100.00	\$471.43
02-Nov-2021	24-Nov-2021	Final	\$0.4000	5,000	\$0.00	\$2,000.00	\$2,000.00	\$857.14
Sub Total					\$0.00	\$3,100.00	\$3,100.00	\$1,328.57

CSL - CSL LIMITED FPO (ORDINARY FULLY PAID)

Ex-div date	Payment Date	Type	Dividend per share	Units	Est. Unfranked Amount	Est. Franked Amount	Est. Total Dividend	Est. Franking Credit
07-Mar-2022	06-Apr-2022	Interim	\$1.4229	500	\$711.45	\$0.00	\$711.45	\$0.00
02-Sep-2021	30-Sep-2021	Final	\$1.5897	500	\$715.33	\$79.50	\$794.83	\$34.07
Sub Total					\$1,426.78	\$79.50	\$1,506.28	\$34.07

IFL - INSIGNIA FINANCIAL FPO (ORDINARY FULLY PAID)

Ex-div date	Payment Date	Type	Dividend per share	Units	Est. Unfranked Amount	Est. Franked Amount	Est. Total Dividend	Est. Franking Credit
10-Mar-2022	01-Apr-2022	Interim	\$0.1180	12,400	\$0.00	\$1,463.20	\$1,463.20	\$627.09
07-Sep-2021	22-Sep-2021	Final	\$0.1150	12,400	\$0.00	\$1,426.00	\$1,426.00	\$611.14
Sub Total					\$0.00	\$2,889.20	\$2,889.20	\$1,238.23

LLC - LENDLEASE GROUP STAPLED (FULLY PAID ORDINARY/UNITS STAPLED SECURITIES)

Ex-div date	Payment Date	Type	Dividend per share	Units	Est. Unfranked Amount	Est. Franked Amount	Est. Total Dividend	Est. Franking Credit
25-Feb-2022	16-Mar-2022	Interim	\$0.0500	5,600	\$280.00	\$0.00	\$280.00	\$0.00
Sub Total					\$280.00	\$0.00	\$280.00	\$0.00

Interest & Estimated Dividend Summary



1 JULY 2021 - 30 JUNE 2022

LNK - LINK ADMIN HLDG FPO (ORDINARY FULLY PAID)

Ex-div date	Payment Date	Type	Dividend per share	Units	Est. Unfranked Amount	Est. Franked Amount	Est. Total Dividend	Est. Franking Credit
02-Mar-2022	08-Apr-2022	Interim	\$0.0300	11,000	\$0.00	\$330.00	\$330.00	\$141.43
31-Aug-2021	20-Oct-2021	Final	\$0.0550	11,000	\$0.00	\$605.00	\$605.00	\$259.29
Sub Total					\$0.00	\$935.00	\$935.00	\$400.72

MFF - MFF CAPITAL INV LTD FPO (ORDINARY FULLY PAID)

Ex-div date	Payment Date	Type	Dividend per share	Units	Est. Unfranked Amount	Est. Franked Amount	Est. Total Dividend	Est. Franking Credit
22-Apr-2022	13-May-2022	Interim	\$0.0350	115,583	\$0.00	\$4,045.41	\$4,045.41	\$1,733.75
08-Oct-2021	05-Nov-2021	Final	\$0.0350	115,583	\$0.00	\$4,045.41	\$4,045.41	\$1,733.75
Sub Total					\$0.00	\$8,090.82	\$8,090.82	\$3,467.50

MFG - MAGELLAN FIN GRP LTD FPO (ORDINARY FULLY PAID)

Ex-div date	Payment Date	Type	Dividend per share	Units	Est. Unfranked Amount	Est. Franked Amount	Est. Total Dividend	Est. Franking Credit
23-Feb-2022	08-Mar-2022	Interim	\$1.1010	1,800	\$495.36	\$1,486.44	\$1,981.80	\$637.05
Sub Total					\$495.36	\$1,486.44	\$1,981.80	\$637.05

MVF - MONASH IVF GROUP LTD FPO (ORDINARY FULLY PAID)

Ex-div date	Payment Date	Type	Dividend per share	Units	Est. Unfranked Amount	Est. Franked Amount	Est. Total Dividend	Est. Franking Credit
07-Mar-2022	04-Apr-2022	Interim	\$0.0220	27,000	\$0.00	\$594.00	\$594.00	\$254.57
09-Sep-2021	08-Oct-2021	Final	\$0.0210	27,000	\$0.00	\$567.00	\$567.00	\$243.00
Sub Total					\$0.00	\$1,161.00	\$1,161.00	\$497.57

RHC - RAMSAY HEALTH CARE FPO (ORDINARY FULLY PAID)

Ex-div date	Payment Date	Type	Dividend per share	Units	Est. Unfranked Amount	Est. Franked Amount	Est. Total Dividend	Est. Franking Credit
07-Mar-2022	31-Mar-2022	Interim	\$0.4850	726	\$0.00	\$352.11	\$352.11	\$150.90
06-Sep-2021	30-Sep-2021	Final	\$1.0300	726	\$0.00	\$747.78	\$747.78	\$320.48
Sub Total					\$0.00	\$1,099.89	\$1,099.89	\$471.38

RMD - RESMED INC CDI 10:1 (CDI 10:1 FOREIGN EXEMPT NYSE)

Ex-div date	Payment Date	Type	Dividend per share	Units	Est. Unfranked Amount	Est. Franked Amount	Est. Total Dividend	Est. Franking Credit
11-May-2022	16-Jun-2022	Interim	\$0.0429	4,000	\$171.64	\$0.00	\$171.64	\$0.00
09-Feb-2022	17-Mar-2022	Interim	\$0.0410	4,000	\$164.08	\$0.00	\$164.08	\$0.00
10-Nov-2021	16-Dec-2021	Interim	\$0.0403	4,000	\$161.28	\$0.00	\$161.28	\$0.00
18-Aug-2021	23-Sep-2021	Final	\$0.0412	4,000	\$164.64	\$0.00	\$164.64	\$0.00
Sub Total					\$661.64	\$0.00	\$661.64	\$0.00

Interest & Estimated Dividend Summary



1 JULY 2021 - 30 JUNE 2022

TGA - THORN GROUP LIMITED FPO (ORDINARY FULLY PAID)								
Ex-div date	Payment Date	Type	Dividend per share	Units	Est. Unfranked Amount	Est. Franked Amount	Est. Total Dividend	Est. Franking Credit
24-Jan-2022	09-Feb-2022	Interim	\$0.0700	52,000	\$0.00	\$3,640.00	\$3,640.00	\$1,560.00
02-Jul-2021	21-Jul-2021	Final	\$0.0100	52,000	\$0.00	\$520.00	\$520.00	\$222.86
Sub Total					\$0.00	\$4,160.00	\$4,160.00	\$1,782.86

TGP - 360 CAPITAL GRP STAPLED (FULLY PAID ORDINARY/UNITS STAPLED SECURITIES)								
Ex-div date	Payment Date	Type	Dividend per share	Units	Est. Unfranked Amount	Est. Franked Amount	Est. Total Dividend	Est. Franking Credit
30-Mar-2022	27-Apr-2022	Interim	\$0.0150	67,000	\$0.00	\$1,005.00	\$1,005.00	\$430.71
30-Dec-2021	27-Jan-2022	Interim	\$0.0150	67,000	\$0.00	\$1,005.00	\$1,005.00	\$430.71
29-Sep-2021	27-Oct-2021	Interim	\$0.0150	67,000	\$0.00	\$1,005.00	\$1,005.00	\$430.71
29-Jun-2021	28-Jul-2021	Final	\$0.0100	67,000	\$670.00	\$0.00	\$670.00	\$0.00
Sub Total					\$670.00	\$3,015.00	\$3,685.00	\$1,292.13

UMG - UNITED MALT GROUP FPO (ORDINARY FULLY PAID)								
Ex-div date	Payment Date	Type	Dividend per share	Units	Est. Unfranked Amount	Est. Franked Amount	Est. Total Dividend	Est. Franking Credit
01-Jun-2022	17-Jun-2022	Interim	\$0.0150	15,000	\$225.00	\$0.00	\$225.00	\$0.00
01-Dec-2021	17-Dec-2021	Final	\$0.0350	15,000	\$525.00	\$0.00	\$525.00	\$0.00
Sub Total					\$750.00	\$0.00	\$750.00	\$0.00

VRT - VIRTUS HEALTH LTD FPO (ORDINARY FULLY PAID)								
Ex-div date	Payment Date	Type	Dividend per share	Units	Est. Unfranked Amount	Est. Franked Amount	Est. Total Dividend	Est. Franking Credit
23-Mar-2022	14-Apr-2022	Interim	\$0.1200	7,000	\$0.00	\$840.00	\$840.00	\$360.00
08-Oct-2021	29-Oct-2021	Final	\$0.1200	7,000	\$0.00	\$840.00	\$840.00	\$360.00
Sub Total					\$0.00	\$1,680.00	\$1,680.00	\$720.00

WPL - WOODSIDE FPO [WPL]								
Ex-div date	Payment Date	Type	Dividend per share	Units	Est. Unfranked Amount	Est. Franked Amount	Est. Total Dividend	Est. Franking Credit
24-Feb-2022	23-Mar-2022	Final	\$1.4616	3,100	\$0.00	\$4,530.90	\$4,530.90	\$1,941.81
30-Aug-2021	24-Sep-2021	Interim	\$0.4103	3,100	\$0.00	\$1,272.06	\$1,272.06	\$545.17
Sub Total					\$0.00	\$5,802.96	\$5,802.96	\$2,486.98
TOTAL					\$4,587.23	\$37,375.36	\$41,962.59	\$16,018.01

ESTIMATED INTEREST RECEIVED

There are no transactions on this account.

TOTAL	\$0.00
--------------	---------------

Interest & Estimated Dividend Summary

1 JULY 2021 - 30 JUNE 2022



INTEREST INCOME SUMMARY

Account	Interest
CDIA - 10504147	\$0.00
TOTAL	\$0.00

Interest & Estimated Dividend Summary



1 JULY 2021 - 30 JUNE 2022

This statement only provides information for CDIA accounts that have been designated as the settlement account for your Commonwealth Securities Limited Share Trading account as at 30 June. Please refer to NetBank for interest income from all other CBA accounts.

The interest shown is net of any non-resident or TFN withholding tax (if applicable). Please refer to Netbank for bank fees paid on your designated CDIA settlement account in the financial year.

(1) This is an estimate prepared by Commonwealth Securities Limited based upon units that you hold in accordance with our records and may not distinguish between cash dividends or dividends reinvested through any particular company's dividend reinvestment plan. Your actual entitlement will be determined by information recorded in the company's share registry at the relevant record dates. Amounts that may have been withheld for failing to provide your tax file number to your share registries are not disclosed on this report.

Dividends are estimated by CommSec based on the total registered Units held on the Record Date of the dividend. The following fields are estimated in accordance with the calculations outlined below:

- (a) Units = Total registered units of security held on the Record Date of the dividend
- (b) Est. Unfranked Amount = Units X Dividend per security X Unfranked %
- (c) Est. Franked Amount = Units X Dividend per security X Franked %
- (d) Est. Franking Credit = (Est. Franked Amount X company tax rate)/(100 - company tax rate)
- (e) Est. Total Dividend = Units x Dividend per security

(2) In order to be eligible to claim the benefit of a franking credit, you must be a 'qualified person'. You will be a qualified person if you satisfy:

One of the specific concessions in the legislation (for example, you are an individual whose total franking credit entitlement for the income year does not exceed \$5,000); and/or
The 45-day rule

The 45-day rule requires that if you are an Australian tax resident shareholder, you must have held the security 'at risk' for at least 45 consecutive days, not including date of purchase and date of sale. Where the 45 day holding requirement has not been satisfied, the 45-day rule may apply to deny the franking credits attached to the dividend received in respect of the particular security. The 45-day rule is complex. You should obtain your own taxation advice to understand how these provisions apply to you.

Please refer to the statements provided by the Share Registry for tax return purposes. These may include details of any foreign tax credits you may be entitled to and breakdown of any trust distribution you may have received.

For details of the components of your ASX listed trust distributions you will need to refer to the Annual Tax Statement issued by the trust manager.

The total brokerage outlined does not include any rebates you may have received over the financial year. Refer to your transaction statement records for this information.

This report only includes an estimate of dividends paid for holdings held with Commonwealth Securities Limited as at the ex-dividend date. For instance, any dividends paid prior to holdings being transferred to Commonwealth Securities Limited are not included.

This statement is an estimated summary document only and it is not intended to replace any document which contains information that may be required for taxation purposes. You should therefore refer to your CHESS statements, dividend statements, confirmation contract notes and other investment or bank account statements for your records in this regard. This statement may not include information on accounts which have been closed, switched product type, transferred Holder Identification Number (HIN), or switched Participant Identification Number (PID) during the financial year.

This statement is issued by Commonwealth Securities Limited ABN 60 067 254 399 AFSL 238814, a market participant of ASX and Cboe Australia Pty Ltd (formerly Chi-X Australia Pty Limited), a clearing participant of ASX Clear Pty Limited and a settlement participant of ASX Settlement Pty Limited. Commonwealth Securities Limited is a wholly owned but non-guaranteed subsidiary of the Commonwealth Bank of Australia ABN 48 123 123 124 AFSL 234945 ("CBA"). Information contained in this statement is believed to be accurate at the time the statement is generated. CBA and its subsidiaries do not accept any liability for any errors or omissions contained in this statement, or any responsibility for any action taken in reliance on this statement. This document contains general information only and does not take into account your individual objectives, financial and taxation situations or needs. Before acting on the information, consider the appropriateness of your own objectives, needs, financial and taxation situation and, if necessary, seek appropriate independent financial and taxation advice. CBA is not a registered tax (financial) adviser under the Tax Agent Services Act 2009. If there are any errors in this statement, please contact us.

Address: Commonwealth Securities Limited, Locked Bag 22, Australia Square NSW 1215 | Phone: 13 15 19 | Website: www.commsec.com.au

If you are not satisfied with the service or advice you receive from us, you are entitled to complain. We have established procedures to ensure that all enquiries and complaints are properly dealt with. Please refer to our Financial Services Guide for more information. If an issue has not been resolved to your satisfaction, you can lodge a complaint with the Australian Financial Complaints Authority. AFCA provides fair and independent financial services complaint resolution that is free to consumers. Website: www.afca.org.au, Telephone: 1800 931 678 (free call), Email: info@afca.org.au, In writing to: Australian Financial Complaints Authority, GPO Box 3, Melbourne VIC 3001.

Interest & Estimated Dividend Summary



1 JULY 2021 - 30 JUNE 2022

GLOSSARY

Units	The number of registered securities that you own.
Unit Price	The Portfolio Valuation 'Unit Price' is calculated using a 'Reference' Price provided by the ASX which takes into account an adjustment to determine value at Close of Market if the Security does not trade in the Closing Single Price Auction on the Valuation Date.
Brokerage	The fee or charge that is paid by you when transacting a buy or sell.
Holder Identification Number (HIN)	When you are CHESS sponsored with a Broker you will be issued a unique number, called a HIN. Multiple holdings can be registered under the single HIN. A HIN starts with the letter X and usually followed by 10 numbers, e.g. X0001234567.
Dividend	A dividend is a payment made to shareholders from the company. This payment is a portion of the company's profits. ASX listed companies typically pay dividends twice a year, usually as an 'interim' dividend and a 'final dividend'. From time to time, a company may also pay a 'special' dividend.
Ex-dividend date	The ex-dividend date occurs two business days before the company's Record Date. To be entitled to a dividend a shareholder must have purchased the shares before the ex-dividend date. If you purchase shares on or after that date, the previous owner of the shares (and not you) is entitled to the dividend.
Interim dividend	A dividend paid during the year, usually accompanying a company's interim financial statements.
Final dividend	A dividend paid at the end of a company's financial year, representing a return based on the previous twelve months' financial performance and the future outlook.
Special dividend	A dividend paid by the company outside typical recurring (interim and final) dividend cycle.
Record date	The record date is the date the share registries use in determining who is entitled to a dividend or entitlement associated with a security. Those who held the security in the company and were on the register on the record date are eligible for the entitlement.
Payment date	The date on which a declared dividend is scheduled to be paid.
Unfranked dividend	Dividends which do not carry a franking credit.
Franked dividend	Franked dividends are paid to security holders out of profits on which the company has already paid tax.
Franking /Imputation Credit	A franking credit is your share of tax paid by a company on the profits from which your dividend is paid. They are also known as Imputation Credits.
Total subscription	Total subscription can include, but is not limited to market data and research subscription fees and share trade alerts.
Other fees	Other fees can include, but are not limited to: Off market transfer fees, conditional trading fees, rejection fees, early and late settlement fees, fail fees, SRN query, rebooking fees, cheque payment fee or cheque dishonour fees and the printing and posting of contract notes.
Corporate action (CA)	Any action initiated by the company or corporation, for the purpose of giving an entitlement to shareholders.

77600 - Shares in Listed Companies (Australian)

2022 Financial Year

Preparer Jelly Cadiang

Reviewer Steven Lee

Status Completed

Account Code	Description	CY Units	CY Balance	LY Units	LY Balance	Change
A4N.AX	Alpha Hpa Limited	18300.000000	\$7,594.50			100%
AD8.AX	Audinate Group Limited	10380.000000	\$78,265.20	10380.000000	\$84,389.40	(7.26)%
ALU.AX	Altium Limited	1700.000000	\$45,747.00	1700.000000	\$62,373.00	(26.66)%
BAP.AX	Bapcor Limited	16500.000000	\$100,320.00	16500.000000	\$140,250.00	(28.47)%
BKW.AX	Brickworks Limited	5000.000000	\$92,700.00	5000.000000	\$125,350.00	(26.05)%
CSL.AX	CSL Limited	500.000000	\$134,530.00	500.000000	\$142,595.00	(5.66)%
EML.AX	EML Payments Limited	0.000000		13000.000000	\$45,240.00	100%
FDV.AX	Frontier Digital Ventures Limited	53334.000000	\$37,600.47	40000.000000	\$55,400.00	(32.13)%
IFL.AX	Insignia Financial Ltd	12400.000000	\$33,356.00	12400.000000	\$52,948.00	(37)%
LNK.AX	Link Administration Holdings Limited	11000.000000	\$41,690.00	11000.000000	\$55,440.00	(24.8)%
MFF.AX	MFF Capital Investments Limited	115583.000000	\$255,438.43	115583.000000	\$332,879.04	(23.26)%
MFG.AX	Magellan Financial Group Limited	1800.000000	\$23,256.00			100%
MME.AX	Moneyme Limited	19000.000000	\$10,830.00			100%

Account Code	Description	CY Units	CY Balance	LY Units	LY Balance	Change
MVF.AX	Monash Ivf Group Limited	27000.000000	\$25,380.00	27000.000000	\$22,950.00	10.59%
OBL.AX	Omni Bridgeway Limited	17000.000000	\$60,350.00			100%
PDN.AX	Paladin Energy Ltd	0.000000		600.000000	\$309.00	100%
RHC.AX	Ramsay Health Care Limited	726.000000	\$53,172.24	726.000000	\$45,701.70	16.35%
RMD.AX	Resmed Inc	4000.000000	\$122,760.00	4000.000000	\$131,040.00	(6.32)%
SYD.AX	Sydney Airport	0.000000		20963.000000	\$121,375.77	100%
TGA.AX	Thorn Group Limited	52000.000000	\$12,740.00	52000.000000	\$11,440.00	11.36%
UMG.AX	United Malt Group Limited	15000.000000	\$49,050.00			100%
URW.AX1	Unibail-rodamco-westfield	920.000000	\$3,459.20	920.000000	\$5,225.60	(33.8)%
VRT.AX	Virtus Health Limited	0.000000		7000.000000	\$46,200.00	100%
WDS.AX	Woodside Energy Group Ltd	3100.000000	\$98,704.00			100%
WPL.AX	Woodside Petroleum Ltd	0.000000		3100.000000	\$68,851.00	100%
	TOTAL	CY Units	CY Balance	LY Units	LY Balance	
		385243.000000	\$1,286,943.04	342372.000000	\$1,549,957.51	

Supporting Documents

- [Balance Review Report](#) Report
- [Investment Movement Report](#) Report

Standard Checklist

- ☑ Attach Balance Review Report
- ☑ Attach copies of HIN/SRN or Chess Statements, Broker Statements, Contract Notes Corporate Action documentation and any other relevant Source Documentation
- ☑ Attach Investment Movement Report
- ☑ Ensure all Investments are valued correctly at June 30
- ☑ Ensure the investment is in accordance with the Fund's investment strategy

RN & CB Rose Fund

Balance Review Report

As at 30 June 2022

Investment Code	Investment Name	Holding Reference	Third Party Data			BGL Ledger	Variance
			Data Feed Provider	Balance Date	Balance Amount	Balance	
60400	Bank Accounts						
CBA105031179	CBA Business Online Saver 10503179					8,468.89	
CBA10503160	CBA Business Transaction Account 10503160					203.77	
CBA10504147	CBA Direct Investment Account 10504147					271,656.98	
72300	Derivatives (Options, Hybrids, Future Contracts)						
MFGO.AX	Magellan Financial Group Limited - Option Expiring 16-APR-2027				Setup	225.0000	225.0000
77600	Shares in Listed Companies (Australian)						
A4N.AX	Alpha Hpa Limited				Setup	18,300.0000	18,300.0000
ALU.AX	Altium Limited				Setup	1,700.0000	1,700.0000
AD8.AX	Audinate Group Limited				Setup	10,380.0000	10,380.0000
BAP.AX	Bapcor Limited				Setup	16,500.0000	16,500.0000
BKW.AX	Brickworks Limited				Setup	5,000.0000	5,000.0000
CSL.AX	CSL Limited				Setup	500.0000	500.0000
FDV.AX	Frontier Digital Ventures Limited				Setup	53,334.0000	53,334.0000
IFL.AX	Insignia Financial Ltd				Setup	12,400.0000	12,400.0000
LNK.AX	Link Administration Holdings Limited				Setup	11,000.0000	11,000.0000
MFG.AX	Magellan Financial Group Limited				Setup	1,800.0000	1,800.0000
MFF.AX	MFF Capital Investments Limited				Setup	115,583.0000	115,583.0000
MVF.AX	Monash Ivf Group Limited				Setup	27,000.0000	27,000.0000
MME.AX	Moneyme Limited				Setup	19,000.0000	19,000.0000

RN & CB Rose Fund

Balance Review Report

As at 30 June 2022

Investment Code	Investment Name	Holding Reference	Third Party Data			BGL Ledger	Variance
			Data Feed Provider	Balance Date	Balance Amount	Balance	
OBL.AX	Omni Bridgeway Limited				Setup	17,000.0000	17,000.0000
RHC.AX	Ramsay Health Care Limited				Setup	726.0000	726.0000
RMD.AX	Resmed Inc				Setup	4,000.0000	4,000.0000
TGA.AX	Thorn Group Limited				Setup	52,000.0000	52,000.0000
URW.AX	Unibail-rodamco-westfield				Setup	920.0000	920.0000
UMG.AX	United Malt Group Limited				Setup	15,000.0000	15,000.0000
WDS.AX	Woodside Energy Group Ltd				Setup	3,100.0000	3,100.0000
78000	Stapled Securities						
LLC.AX	Lendlease Group				Setup	5,600.0000	5,600.0000
78200	Units in Listed Unit Trusts (Australian)						
TGP.AX	360 Capital Group				Setup	67,000.0000	67,000.0000

RN & CB Rose Fund

Investment Movement Report

As at 30 June 2022

Investment	Opening Balance		Additions		Disposals			Closing Balance		
	Units	Cost	Units	Cost	Units	Cost	Accounting Profit/(Loss)	Units	Cost	Market Value
Bank Accounts										
CBA Business Online Saver 10503179		8,468.89							8,468.89	8,468.89
CBA Business Transaction Account 10503160		7,499.06		35,459.71		(42,755.00)			203.77	203.77
CBA Direct Investment Account 10504147		332,424.91		266,525.50		(327,293.43)			271,656.98	271,656.98
		348,392.86		301,985.21		(370,048.43)			280,329.64	280,329.64
Derivatives (Options, Hybrids, Future Contracts)										
MFGO.AX - Magellan Financial Group Limited - Option Expiring 16-APR-2027			225.00	0.00				225.00	0.00	165.38
				0.00					0.00	165.38
Shares in Listed Companies (Australian)										
A4N.AX - Alpha Hpa Limited			18,300.00	9,901.95				18,300.00	9,901.95	7,594.50
ALU.AX - Altium Limited	1,700.00	41,751.04						1,700.00	41,751.04	45,747.00
AD8.AX - Audinate Group Limited	10,380.00	43,304.81						10,380.00	43,304.81	78,265.20
BAP.AX - Bapcor Limited	16,500.00	86,975.24						16,500.00	86,975.24	100,320.00
BKW.AX - Brickworks Limited	5,000.00	65,573.22						5,000.00	65,573.22	92,700.00

RN & CB Rose Fund

Investment Movement Report

As at 30 June 2022

Investment	Opening Balance		Additions		Disposals			Closing Balance		
	Units	Cost	Units	Cost	Units	Cost	Accounting Profit/(Loss)	Units	Cost	Market Value
CSL.AX - CSL Limited	500.00	69,015.00						500.00	69,015.00	134,530.00
EML.AX - EML Payments Limited	13,000.00	30,196.19			(13,000.00)	(30,196.19)	10,574.83		0.00	
FDV.AX - Frontier Digital Ventures Limited	40,000.00	32,033.68	13,334.00	20,000.00				53,334.00	52,033.68	37,600.47
IFL.AX - Insignia Financial Ltd	12,400.00	100,741.58						12,400.00	100,741.58	33,356.00
LNK.AX - Link Administration Holdings Limited	11,000.00	61,563.79						11,000.00	61,563.79	41,690.00
MFG.AX - Magellan Financial Group Limited			1,800.00	61,310.57				1,800.00	61,310.57	23,256.00
MFF.AX - MFF Capital Investments Limited	115,583.00	201,726.65						115,583.00	201,726.65	255,438.43
MVF.AX - Monash Ivf Group Limited	27,000.00	34,805.52						27,000.00	34,805.52	25,380.00
MME.AX - Moneyme Limited			19,000.00	40,235.47				19,000.00	40,235.47	10,830.00
OBL.AX - Omni Bridgeway Limited			17,000.00	60,318.78				17,000.00	60,318.78	60,350.00
PDN.AX - Paladin Energy Ltd	600.00	618.74			(600.00)	(618.74)	(323.91)		0.00	
RHC.AX - Ramsay Health Care Limited	726.00	39,912.29						726.00	39,912.29	53,172.24

RN & CB Rose Fund

Investment Movement Report

As at 30 June 2022

Investment	Opening Balance		Additions		Disposals			Closing Balance		Market Value
	Units	Cost	Units	Cost	Units	Cost	Accounting Profit/(Loss)	Units	Cost	
RMD.AX - Resmed Inc	4,000.00	40,160.00						4,000.00	40,160.00	122,760.00
SYD.AX - Sydney Airport	20,963.00	138,872.71			(20,963.00)	(138,872.71)	44,553.54		0.00	
TGA.AX - Thorn Group Limited	52,000.00	31,219.23						52,000.00	31,219.23	12,740.00
URW.AX1 - Unibail-rodamco-westfield	920.00	13,492.63						920.00	13,492.63	3,459.20
UMG.AX - United Malt Group Limited			15,000.00	60,222.18				15,000.00	60,222.18	49,050.00
VRT.AX - Virtus Health Limited	7,000.00	35,711.06			(7,000.00)	(35,711.06)	19,273.94		0.00	
WDS.AX - Woodside Energy Group Ltd			3,100.00	83,288.90				3,100.00	83,288.90	98,704.00
WPL.AX - Woodside Petroleum Ltd	3,100.00	83,288.90			(3,100.00)	(83,288.90)			0.00	
	1,150,962.28	335,277.85			(288,687.60)	(288,687.60)	74,078.40		1,197,552.53	1,286,943.04
Shares in Unlisted Companies (Australian)										
SHSAAYSUNL - Amaysim Australia Limited - Unlisted	33,000.00	47,153.51			(33,000.00)	(47,153.51)	(47,153.51)		0.00	
	47,153.51				(47,153.51)	(47,153.51)	(47,153.51)		0.00	
Stapled Securities										
LLC.AXW - Lendlease Group										

RN & CB Rose Fund

Investment Movement Report

As at 30 June 2022

Investment	Opening Balance		Additions		Disposals			Closing Balance		Market Value
	Units	Cost	Units	Cost	Units	Cost	Accounting Profit/(Loss)	Units	Cost	
			5,600.00	60,304.48				5,600.00	60,304.48	51,016.00
				60,304.48					60,304.48	51,016.00
Units in Listed Unit Trusts (Australian)										
TGP.AX1 - 360 Capital Group	67,000.00	61,666.13						67,000.00	61,666.13	57,955.00
		61,666.13							61,666.13	57,955.00
	1,608,174.78			697,567.54		(705,889.54)	26,924.89		1,599,852.78	1,676,409.06

77800 - Shares in Unlisted Companies (Australian)

2022 Financial Year

Preparer Jelly Cadiang

Reviewer Steven Lee

Status Completed

Account Code	Description	CY Units	CY Balance	LY Units	LY Balance	Change
SHSAAYSUNL	Amaysim Australia Limited - Unlisted	0.000000		33000.000000		0%
TOTAL		CY Units	CY Balance	LY Units	LY Balance	
		0.000000		33000.000000		

Supporting Documents

- Investment Movement Report [Report](#)
- Shares_WP.xlsx [SHSAAYSUNL](#)

Standard Checklist

- Attach copies of Statements and Source Documentation
- Attach Investment Movement Report
- Ensure all Investments are valued correctly at June 30
- Ensure the investment is in accordance with the Fund's investment strategy
- Ensure the investment is in accordance with the SIS Act

RN & CB Rose Fund

Investment Movement Report

As at 30 June 2022

Investment	Opening Balance		Additions		Disposals			Closing Balance		
	Units	Cost	Units	Cost	Units	Cost	Accounting Profit/(Loss)	Units	Cost	Market Value
Bank Accounts										
CBA Business Online Saver 10503179		8,468.89							8,468.89	8,468.89
CBA Business Transaction Account 10503160		7,499.06		35,459.71		(42,755.00)			203.77	203.77
CBA Direct Investment Account 10504147		332,424.91		266,525.50		(327,293.43)			271,656.98	271,656.98
		348,392.86		301,985.21		(370,048.43)			280,329.64	280,329.64
Derivatives (Options, Hybrids, Future Contracts)										
MFGO.AX - Magellan Financial Group Limited - Option Expiring 16-APR-2027			225.00	0.00				225.00	0.00	165.38
				0.00					0.00	165.38
Shares in Listed Companies (Australian)										
A4N.AX - Alpha Hpa Limited			18,300.00	9,901.95				18,300.00	9,901.95	7,594.50
ALU.AX - Altium Limited	1,700.00	41,751.04						1,700.00	41,751.04	45,747.00
AD8.AX - Audinate Group Limited	10,380.00	43,304.81						10,380.00	43,304.81	78,265.20
BAP.AX - Bapcor Limited	16,500.00	86,975.24						16,500.00	86,975.24	100,320.00
BKW.AX - Brickworks Limited	5,000.00	65,573.22						5,000.00	65,573.22	92,700.00

RN & CB Rose Fund

Investment Movement Report

As at 30 June 2022

Investment	Opening Balance		Additions		Disposals			Closing Balance		
	Units	Cost	Units	Cost	Units	Cost	Accounting Profit/(Loss)	Units	Cost	Market Value
CSL.AX - CSL Limited	500.00	69,015.00						500.00	69,015.00	134,530.00
EML.AX - EML Payments Limited	13,000.00	30,196.19			(13,000.00)	(30,196.19)	10,574.83		0.00	
FDV.AX - Frontier Digital Ventures Limited	40,000.00	32,033.68	13,334.00	20,000.00				53,334.00	52,033.68	37,600.47
IFL.AX - Insignia Financial Ltd	12,400.00	100,741.58						12,400.00	100,741.58	33,356.00
LNK.AX - Link Administration Holdings Limited	11,000.00	61,563.79						11,000.00	61,563.79	41,690.00
MFG.AX - Magellan Financial Group Limited			1,800.00	61,310.57				1,800.00	61,310.57	23,256.00
MFF.AX - MFF Capital Investments Limited	115,583.00	201,726.65						115,583.00	201,726.65	255,438.43
MVF.AX - Monash Ivf Group Limited	27,000.00	34,805.52						27,000.00	34,805.52	25,380.00
MME.AX - Moneyme Limited			19,000.00	40,235.47				19,000.00	40,235.47	10,830.00
OBL.AX - Omni Bridgeway Limited			17,000.00	60,318.78				17,000.00	60,318.78	60,350.00
PDN.AX - Paladin Energy Ltd	600.00	618.74			(600.00)	(618.74)	(323.91)		0.00	
RHC.AX - Ramsay Health Care Limited	726.00	39,912.29						726.00	39,912.29	53,172.24

RN & CB Rose Fund

Investment Movement Report

As at 30 June 2022

Investment	Opening Balance		Additions		Disposals			Closing Balance		Market Value
	Units	Cost	Units	Cost	Units	Cost	Accounting Profit/(Loss)	Units	Cost	
RMD.AX - Resmed Inc	4,000.00	40,160.00						4,000.00	40,160.00	122,760.00
SYD.AX - Sydney Airport	20,963.00	138,872.71			(20,963.00)	(138,872.71)	44,553.54		0.00	
TGA.AX - Thorn Group Limited	52,000.00	31,219.23						52,000.00	31,219.23	12,740.00
URW.AX1 - Unibail-rodamco-westfield	920.00	13,492.63						920.00	13,492.63	3,459.20
UMG.AX - United Malt Group Limited			15,000.00	60,222.18				15,000.00	60,222.18	49,050.00
VRT.AX - Virtus Health Limited	7,000.00	35,711.06			(7,000.00)	(35,711.06)	19,273.94		0.00	
WDS.AX - Woodside Energy Group Ltd			3,100.00	83,288.90				3,100.00	83,288.90	98,704.00
WPL.AX - Woodside Petroleum Ltd	3,100.00	83,288.90			(3,100.00)	(83,288.90)			0.00	
	1,150,962.28	335,277.85			(288,687.60)	(288,687.60)	74,078.40		1,197,552.53	1,286,943.04
Shares in Unlisted Companies (Australian)										
SHSAAYSUNL - Amaysim Australia Limited - Unlisted	33,000.00	47,153.51			(33,000.00)	(47,153.51)	(47,153.51)		0.00	
	47,153.51				(47,153.51)	(47,153.51)	(47,153.51)		0.00	
Stapled Securities										
LLC.AXW - Lendlease Group										

RN & CB Rose Fund

Investment Movement Report

As at 30 June 2022

Investment	Opening Balance		Additions		Disposals			Closing Balance		Market Value
	Units	Cost	Units	Cost	Units	Cost	Accounting Profit/(Loss)	Units	Cost	
			5,600.00	60,304.48				5,600.00	60,304.48	51,016.00
				60,304.48					60,304.48	51,016.00
Units in Listed Unit Trusts (Australian)										
TGP.AX1 - 360 Capital Group	67,000.00	61,666.13						67,000.00	61,666.13	57,955.00
		61,666.13							61,666.13	57,955.00
	1,608,174.78			697,567.54		(705,889.54)	26,924.89		1,599,852.78	1,676,409.06

Date: 14/12/2022

Dear Sir/Madam,

Thank you for your enquiry and below is the account balance(s) of your portfolio as of close of business on: 30/06/2022

AMAYSIM AUSTRALIA LIMITED				
AYSFP FP - FULLY PAID ORDINARY SHARES Unlisted				
Name	Share Type	Register	Quantity	
MR ROGER NOEL ROSE + MRS CATHERINE BEVERLEY ROSE <RN AND CB ROSE FUND> I*****7111	Issuer Sponsored	NSW	33000	Unlisted
		Total	33000	

78000 - Stapled Securities

2022 Financial Year

Preparer Jelly Cadiang

Reviewer Steven Lee

Status Completed

Account Code	Description	CY Units	CY Balance	LY Units	LY Balance	Change
LLC.AXW	Lendlease Group	5600.000000	\$51,016.00			100%
TOTAL		CY Units	CY Balance	LY Units	LY Balance	
		5600.000000	\$51,016.00			

Supporting Documents

○ Investment Movement Report [Report](#)

Standard Checklist

- Attach Investment Movement Report
- Attach relevant Statements and Source Documentation
- Ensure all Investments are valued correctly at June 30
- Ensure the investment is in accordance with the fund's investment strategy
- Ensure the investment is in accordance with the SIS Act

RN & CB Rose Fund

Investment Movement Report

As at 30 June 2022

Investment	Opening Balance		Additions		Disposals			Closing Balance		
	Units	Cost	Units	Cost	Units	Cost	Accounting Profit/(Loss)	Units	Cost	Market Value
Bank Accounts										
CBA Business Online Saver 10503179		8,468.89							8,468.89	8,468.89
CBA Business Transaction Account 10503160		7,499.06		35,459.71		(42,755.00)			203.77	203.77
CBA Direct Investment Account 10504147		332,424.91		266,525.50		(327,293.43)			271,656.98	271,656.98
		348,392.86		301,985.21		(370,048.43)			280,329.64	280,329.64
Derivatives (Options, Hybrids, Future Contracts)										
MFGO.AX - Magellan Financial Group Limited - Option Expiring 16-APR-2027			225.00	0.00				225.00	0.00	165.38
				0.00					0.00	165.38
Shares in Listed Companies (Australian)										
A4N.AX - Alpha Hpa Limited			18,300.00	9,901.95				18,300.00	9,901.95	7,594.50
ALU.AX - Altium Limited	1,700.00	41,751.04						1,700.00	41,751.04	45,747.00
AD8.AX - Audinate Group Limited	10,380.00	43,304.81						10,380.00	43,304.81	78,265.20
BAP.AX - Bapcor Limited	16,500.00	86,975.24						16,500.00	86,975.24	100,320.00
BKW.AX - Brickworks Limited	5,000.00	65,573.22						5,000.00	65,573.22	92,700.00

RN & CB Rose Fund

Investment Movement Report

As at 30 June 2022

Investment	Opening Balance		Additions		Disposals			Closing Balance		
	Units	Cost	Units	Cost	Units	Cost	Accounting Profit/(Loss)	Units	Cost	Market Value
CSL.AX - CSL Limited	500.00	69,015.00						500.00	69,015.00	134,530.00
EML.AX - EML Payments Limited	13,000.00	30,196.19			(13,000.00)	(30,196.19)	10,574.83		0.00	
FDV.AX - Frontier Digital Ventures Limited	40,000.00	32,033.68	13,334.00	20,000.00				53,334.00	52,033.68	37,600.47
IFL.AX - Insignia Financial Ltd	12,400.00	100,741.58						12,400.00	100,741.58	33,356.00
LNK.AX - Link Administration Holdings Limited	11,000.00	61,563.79						11,000.00	61,563.79	41,690.00
MFG.AX - Magellan Financial Group Limited			1,800.00	61,310.57				1,800.00	61,310.57	23,256.00
MFF.AX - MFF Capital Investments Limited	115,583.00	201,726.65						115,583.00	201,726.65	255,438.43
MVF.AX - Monash Ivf Group Limited	27,000.00	34,805.52						27,000.00	34,805.52	25,380.00
MME.AX - Moneyme Limited			19,000.00	40,235.47				19,000.00	40,235.47	10,830.00
OBL.AX - Omni Bridgeway Limited			17,000.00	60,318.78				17,000.00	60,318.78	60,350.00
PDN.AX - Paladin Energy Ltd	600.00	618.74			(600.00)	(618.74)	(323.91)		0.00	
RHC.AX - Ramsay Health Care Limited	726.00	39,912.29						726.00	39,912.29	53,172.24

RN & CB Rose Fund

Investment Movement Report

As at 30 June 2022

Investment	Opening Balance		Additions		Disposals			Closing Balance		Market Value
	Units	Cost	Units	Cost	Units	Cost	Accounting Profit/(Loss)	Units	Cost	
RMD.AX - Resmed Inc	4,000.00	40,160.00						4,000.00	40,160.00	122,760.00
SYD.AX - Sydney Airport	20,963.00	138,872.71			(20,963.00)	(138,872.71)	44,553.54		0.00	
TGA.AX - Thorn Group Limited	52,000.00	31,219.23						52,000.00	31,219.23	12,740.00
URW.AX1 - Unibail-rodamco-westfield	920.00	13,492.63						920.00	13,492.63	3,459.20
UMG.AX - United Malt Group Limited			15,000.00	60,222.18				15,000.00	60,222.18	49,050.00
VRT.AX - Virtus Health Limited	7,000.00	35,711.06			(7,000.00)	(35,711.06)	19,273.94		0.00	
WDS.AX - Woodside Energy Group Ltd			3,100.00	83,288.90				3,100.00	83,288.90	98,704.00
WPL.AX - Woodside Petroleum Ltd	3,100.00	83,288.90			(3,100.00)	(83,288.90)			0.00	
	1,150,962.28	335,277.85			(288,687.60)	(288,687.60)	74,078.40		1,197,552.53	1,286,943.04
Shares in Unlisted Companies (Australian)										
SHSAAYSUNL - Amaysim Australia Limited - Unlisted	33,000.00	47,153.51			(33,000.00)	(47,153.51)	(47,153.51)		0.00	
	47,153.51				(47,153.51)	(47,153.51)	(47,153.51)		0.00	
Stapled Securities										
LLC.AXW - Lendlease Group										

RN & CB Rose Fund

Investment Movement Report

As at 30 June 2022

Investment	Opening Balance		Additions		Disposals			Closing Balance		Market Value
	Units	Cost	Units	Cost	Units	Cost	Accounting Profit/(Loss)	Units	Cost	
			5,600.00	60,304.48				5,600.00	60,304.48	51,016.00
				60,304.48					60,304.48	51,016.00
Units in Listed Unit Trusts (Australian)										
TGP.AX1 - 360 Capital Group	67,000.00	61,666.13						67,000.00	61,666.13	57,955.00
		61,666.13							61,666.13	57,955.00
	1,608,174.78			697,567.54		(705,889.54)	26,924.89		1,599,852.78	1,676,409.06

78200 - Units in Listed Unit Trusts (Australian)

2022 Financial Year

Preparer Jelly Cadiang

Reviewer Steven Lee

Status Completed

Account Code	Description	CY Units	CY Balance	LY Units	LY Balance	Change
TGP.AX1	360 Capital Group	67000.000000	\$57,955.00	67000.000000	\$59,295.00	(2.26)%
TOTAL		CY Units	CY Balance	LY Units	LY Balance	
		67000.000000	\$57,955.00	67000.000000	\$59,295.00	

Supporting Documents

○ Investment Movement Report [Report](#)

Standard Checklist

- Attach copies of Statements and Source Documentation
- Attach Investment Movement Report
- Ensure all Investments are valued correctly at June 30
- Ensure the investment is in accordance with the Fund's investment strategy
- Ensure the investment is in accordance with the SIS Act

RN & CB Rose Fund

Investment Movement Report

As at 30 June 2022

Investment	Opening Balance		Additions		Disposals			Closing Balance		
	Units	Cost	Units	Cost	Units	Cost	Accounting Profit/(Loss)	Units	Cost	Market Value
Bank Accounts										
CBA Business Online Saver 10503179		8,468.89							8,468.89	8,468.89
CBA Business Transaction Account 10503160		7,499.06		35,459.71		(42,755.00)			203.77	203.77
CBA Direct Investment Account 10504147		332,424.91		266,525.50		(327,293.43)			271,656.98	271,656.98
		348,392.86		301,985.21		(370,048.43)			280,329.64	280,329.64
Derivatives (Options, Hybrids, Future Contracts)										
MFGO.AX - Magellan Financial Group Limited - Option Expiring 16-APR-2027			225.00	0.00				225.00	0.00	165.38
				0.00					0.00	165.38
Shares in Listed Companies (Australian)										
A4N.AX - Alpha Hpa Limited			18,300.00	9,901.95				18,300.00	9,901.95	7,594.50
ALU.AX - Altium Limited	1,700.00	41,751.04						1,700.00	41,751.04	45,747.00
AD8.AX - Audinate Group Limited	10,380.00	43,304.81						10,380.00	43,304.81	78,265.20
BAP.AX - Bapcor Limited	16,500.00	86,975.24						16,500.00	86,975.24	100,320.00
BKW.AX - Brickworks Limited	5,000.00	65,573.22						5,000.00	65,573.22	92,700.00

RN & CB Rose Fund

Investment Movement Report

As at 30 June 2022

Investment	Opening Balance		Additions		Disposals			Closing Balance		
	Units	Cost	Units	Cost	Units	Cost	Accounting Profit/(Loss)	Units	Cost	Market Value
CSL.AX - CSL Limited	500.00	69,015.00						500.00	69,015.00	134,530.00
EML.AX - EML Payments Limited	13,000.00	30,196.19			(13,000.00)	(30,196.19)	10,574.83		0.00	
FDV.AX - Frontier Digital Ventures Limited	40,000.00	32,033.68	13,334.00	20,000.00				53,334.00	52,033.68	37,600.47
IFL.AX - Insignia Financial Ltd	12,400.00	100,741.58						12,400.00	100,741.58	33,356.00
LNK.AX - Link Administration Holdings Limited	11,000.00	61,563.79						11,000.00	61,563.79	41,690.00
MFG.AX - Magellan Financial Group Limited			1,800.00	61,310.57				1,800.00	61,310.57	23,256.00
MFF.AX - MFF Capital Investments Limited	115,583.00	201,726.65						115,583.00	201,726.65	255,438.43
MVF.AX - Monash Ivf Group Limited	27,000.00	34,805.52						27,000.00	34,805.52	25,380.00
MME.AX - Moneyme Limited			19,000.00	40,235.47				19,000.00	40,235.47	10,830.00
OBL.AX - Omni Bridgeway Limited			17,000.00	60,318.78				17,000.00	60,318.78	60,350.00
PDN.AX - Paladin Energy Ltd	600.00	618.74			(600.00)	(618.74)	(323.91)		0.00	
RHC.AX - Ramsay Health Care Limited	726.00	39,912.29						726.00	39,912.29	53,172.24

RN & CB Rose Fund

Investment Movement Report

As at 30 June 2022

Investment	Opening Balance		Additions		Disposals			Closing Balance		Market Value
	Units	Cost	Units	Cost	Units	Cost	Accounting Profit/(Loss)	Units	Cost	
RMD.AX - Resmed Inc	4,000.00	40,160.00						4,000.00	40,160.00	122,760.00
SYD.AX - Sydney Airport	20,963.00	138,872.71			(20,963.00)	(138,872.71)	44,553.54		0.00	
TGA.AX - Thorn Group Limited	52,000.00	31,219.23						52,000.00	31,219.23	12,740.00
URW.AX1 - Unibail-rodamco-westfield	920.00	13,492.63						920.00	13,492.63	3,459.20
UMG.AX - United Malt Group Limited			15,000.00	60,222.18				15,000.00	60,222.18	49,050.00
VRT.AX - Virtus Health Limited	7,000.00	35,711.06			(7,000.00)	(35,711.06)	19,273.94		0.00	
WDS.AX - Woodside Energy Group Ltd			3,100.00	83,288.90				3,100.00	83,288.90	98,704.00
WPL.AX - Woodside Petroleum Ltd	3,100.00	83,288.90			(3,100.00)	(83,288.90)			0.00	
	1,150,962.28	335,277.85			(288,687.60)	(288,687.60)	74,078.40		1,197,552.53	1,286,943.04
Shares in Unlisted Companies (Australian)										
SHSAAYSUNL - Amaysim Australia Limited - Unlisted	33,000.00	47,153.51			(33,000.00)	(47,153.51)	(47,153.51)		0.00	
	47,153.51				(47,153.51)	(47,153.51)	(47,153.51)		0.00	
Stapled Securities										
LLC.AXW - Lendlease Group										

RN & CB Rose Fund

Investment Movement Report

As at 30 June 2022

Investment	Opening Balance		Additions		Disposals			Closing Balance		Market Value
	Units	Cost	Units	Cost	Units	Cost	Accounting Profit/(Loss)	Units	Cost	
			5,600.00	60,304.48				5,600.00	60,304.48	51,016.00
				60,304.48					60,304.48	51,016.00
Units in Listed Unit Trusts (Australian)										
TGP.AX1 - 360 Capital Group	67,000.00	61,666.13						67,000.00	61,666.13	57,955.00
		61,666.13							61,666.13	57,955.00
	1,608,174.78			697,567.54		(705,889.54)	26,924.89		1,599,852.78	1,676,409.06

85000 - Income Tax Payable/Refundable

2022 Financial Year

Preparer Jelly Cadiang

Reviewer Steven Lee

Status Completed

Account Code	Description	CY Balance	LY Balance	Change
85000	Income Tax Payable/Refundable	\$9,578.75	\$718.71	1232.77%
TOTAL		CY Balance	LY Balance	
		\$9,578.75	\$718.71	

Supporting Documents

- Non Deductible Expense Reconciliation [Report](#)
- Exempt Pension Reconciliation [Report](#)
- Statement of Taxable Income [Report](#)
- Tax Reconciliation Report [Report](#)
- ZA13654344027 - Certificate.pdf
- ATO_Income Tax.pdf [85000](#)

Standard Checklist

- Attach Actuarial Certificate (if applicable)
- Attach any other Tax reconciliations
- Attach copy of Exempt Pension Reconciliation (if applicable)
- Attach copy of Non Deductible Expense Reconciliation (if applicable)
- Attach copy of Statement of Taxable Income
- Attach copy of Tax Reconciliation Report
- Confirm Transactions in ATO Portal

RN & CB Rose Fund

Exempt Current Pension Income Reconciliation

For The Period 01 July 2021 - 30 June 2022

	Date	Account Code	Account Description	Taxable Amount	Actuary/Pool %	Exempt Amount
Label A						
Final calculations 01 July 2021 - 30 June 2022			Net Capital Gains	15,900.11	42.93 %	6,825.87
Segment - 01 July 2021 to 30 June 2022						
Label D1						
	23/09/2021	23900/RMD.AX	Resmed Inc	235.03		
	16/12/2021	23900/RMD.AX	Resmed Inc	230.33		
	17/03/2022	23900/RMD.AX	Resmed Inc	234.44		
	16/06/2022	23900/RMD.AX	Resmed Inc	245.04		
	30/06/2022	23800/SYD.AX	Sydney Airport - Units Fully Paid Stapled	57.38		
	30/06/2022	23800/LLC.AXW	Lendlease Group	147.52		
			Total	1,149.74	42.930 %	493.59
Label J						
	28/09/2021	23900/ALU.AX	Altium Limited	303.45		
	30/09/2021	23900/CSL.AX	CSL Limited	715.35		
	17/12/2021	23900/UMG.AX	United Malt Group Limited	525.00		
	08/03/2022	23900/MFG.AX	Magellan Financial Group Limited	495.45		
	06/04/2022	23900/CSL.AX	CSL Limited	711.45		
	17/06/2022	23900/UMG.AX	United Malt Group Limited	225.00		
			Total	2,975.70	42.930 %	1,277.47
Label K						
	21/07/2021	23900/TGA.AX	Thorn Group Limited	520.00		
	14/09/2021	23900/BAP.AX	Bapcor Limited	1,815.00		
	22/09/2021	23900/IFL.AX	Insignia Financial Ltd	1,426.00		

RN & CB Rose Fund

Exempt Current Pension Income Reconciliation

For The Period 01 July 2021 - 30 June 2022

	Date	Account Code	Account Description	Taxable Amount	Actuary/Pool %	Exempt Amount
Label K						
	24/09/2021	23900/WPL.AX	Woodside Petroleum Ltd	1,272.06		
	28/09/2021	23900/ALU.AX	Altium Limited	53.55		
	30/09/2021	23900/RHC.AX	Ramsay Health Care Limited	747.78		
	30/09/2021	23900/CSL.AX	CSL Limited	79.48		
	08/10/2021	23900/MVF.AX	Monash Ivf Group Limited	567.00		
	20/10/2021	23900/LNK.AX	Link Administration Holdings Limited	605.00		
	29/10/2021	23900/VRT.AX	Virtus Health Limited	840.00		
	05/11/2021	23900/MFF.AX	MFF Capital Investments Limited	4,045.41		
	24/11/2021	23900/BKW.AX	Brickworks Limited	2,000.00		
	09/02/2022	23900/TGA.AX	Thorn Group Limited	3,640.00		
	08/03/2022	23900/MFG.AX	Magellan Financial Group Limited	1,486.35		
	14/03/2022	23900/BAP.AX	Bapcor Limited	1,650.00		
	22/03/2022	23900/ALU.AX	Altium Limited	357.00		
	23/03/2022	23900/WPL.AX	Woodside Petroleum Ltd	4,530.90		
	31/03/2022	23900/RHC.AX	Ramsay Health Care Limited	352.11		
	01/04/2022	23900/IFL.AX	Insignia Financial Ltd	1,463.20		
	04/04/2022	23900/MVF.AX	Monash Ivf Group Limited	594.00		
	08/04/2022	23900/LNK.AX	Link Administration Holdings Limited	330.00		
	14/04/2022	23900/VRT.AX	Virtus Health Limited	840.00		
	03/05/2022	23900/BKW.AX	Brickworks Limited	1,100.00		
	13/05/2022	23900/MFF.AX	MFF Capital Investments Limited	4,045.41		
			Total	34,360.25	42.930 %	14,750.86
Label L						

RN & CB Rose Fund

Exempt Current Pension Income Reconciliation

For The Period 01 July 2021 - 30 June 2022

	Date	Account Code	Account Description	Taxable Amount	Actuary/Pool %	Exempt Amount
Label L						
	21/07/2021	23900/TGA.AX	Thorn Group Limited	222.86		
	14/09/2021	23900/BAP.AX	Bapcor Limited	777.86		
	22/09/2021	23900/IFL.AX	Insignia Financial Ltd	611.14		
	24/09/2021	23900/WPL.AX	Woodside Petroleum Ltd	545.17		
	28/09/2021	23900/ALU.AX	Altium Limited	22.95		
	30/09/2021	23900/RHC.AX	Ramsay Health Care Limited	320.48		
	30/09/2021	23900/CSL.AX	CSL Limited	34.06		
	08/10/2021	23900/MVF.AX	Monash Ivf Group Limited	243.00		
	20/10/2021	23900/LNK.AX	Link Administration Holdings Limited	259.29		
	29/10/2021	23900/VRT.AX	Virtus Health Limited	360.00		
	05/11/2021	23900/MFF.AX	MFF Capital Investments Limited	1,733.75		
	24/11/2021	23900/BKW.AX	Brickworks Limited	857.14		
	09/02/2022	23900/TGA.AX	Thorn Group Limited	1,560.00		
	08/03/2022	23900/MFG.AX	Magellan Financial Group Limited	637.01		
	14/03/2022	23900/BAP.AX	Bapcor Limited	707.14		
	22/03/2022	23900/ALU.AX	Altium Limited	153.00		
	23/03/2022	23900/WPL.AX	Woodside Petroleum Ltd	1,941.81		
	31/03/2022	23900/RHC.AX	Ramsay Health Care Limited	150.90		
	01/04/2022	23900/IFL.AX	Insignia Financial Ltd	627.09		
	04/04/2022	23900/MVF.AX	Monash Ivf Group Limited	254.57		
	08/04/2022	23900/LNK.AX	Link Administration Holdings Limited	141.43		
	14/04/2022	23900/VRT.AX	Virtus Health Limited	360.00		

RN & CB Rose Fund

Exempt Current Pension Income Reconciliation

For The Period 01 July 2021 - 30 June 2022

	Date	Account Code	Account Description	Taxable Amount	Actuary/Pool %	Exempt Amount
Label L						
	03/05/2022	23900/BKW.AX	Brickworks Limited	471.43		
	13/05/2022	23900/MFF.AX	MFF Capital Investments Limited	1,733.75		
			Total	14,725.83	42.930 %	6,321.80
Label M						
	30/06/2022	23800/TGP.AX1	360 Capital Group	4,020.00		
	30/06/2022	23800/SYD.AX	Sydney Airport - Units Fully Paid Stapled	2,273.86		
	30/06/2022	23800/LLC.AXW	Lendlease Group	270.11		
			Total	6,563.97	42.930 %	2,817.92
					Total Segment ECPI *	25,661.64
					SMSF Annual Return Rounding	4.51
					Total ECPI	32,483.00

* Total Segment ECPI does not include ECPI amounts from Label A. The total ECPI from Label A is shown separately at the start of the report.

RN & CB Rose Fund

Pension Non Deductible Expense Report

For The Period 01 July 2021 - 30 June 2022

	Date	Account Code	Account Description	Amount	Expense %	Deductible	Non Deductible	
Segment - 01 July 2021 to 30 June 2022								
Label H								
	11/01/2022	30700	Auditor's Remuneration	550.00				
			Total	550.00	42.926 %	313.91	236.09	
Label J								
	20/04/2022	30100	Accountancy Fees	1,295.00				
			Total	1,295.00	42.926 %	739.11	555.89	
	03/05/2022	30400	ATO Supervisory Levy	259.00				
			Total	259.00	0.000 %	259.00	0.00	
						Label Total	998.11	555.89
						Total Segment Expenses	1,312.02	791.98
						Total Expenses *	1,312.02	791.98

* General expense percentage - 42.926 %

* Investment expense percentage - 42.926 %

Statement of Taxable Income

For the year ended 30 June 2022

	2022
	\$
Benefits accrued as a result of operations	(227,343.46)
Less	
Exempt current pension income	32,483.00
Realised Accounting Capital Gains	26,924.89
Accounting Trust Distributions	3,592.81
	<u>63,000.70</u>
Add	
Decrease in MV of investments	272,914.31
SMSF non deductible expenses	791.00
Pension Payments	20,910.00
Franking Credits	15,730.83
Foreign Credits	227.12
Net Capital Gains	15,900.00
Taxable Trust Distributions	5,558.97
Distributed Foreign income	191.42
	<u>332,223.65</u>
SMSF Annual Return Rounding	(1.49)
Taxable Income or Loss	<u>41,878.00</u>
Income Tax on Taxable Income or Loss	6,281.70
Less	
Franking Credits	15,730.83
Foreign Credits	129.62
CURRENT TAX OR REFUND	<u>(9,578.75)</u>
Supervisory Levy	259.00
AMOUNT DUE OR REFUNDABLE	<u>(9,319.75)</u>

RN & CB Rose Fund

Tax Reconciliation Report

For the year ended 30 June 2022

Tax Return Label	Date	Account Code	Account Name	Amount \$
A - Net capital gain				
				15,900.11
Sub-Total				15,900.11
Ignore Cents				0.11
Total				15,900.00
D1 - Income - Gross foreign income				
	23/09/2021	23900/RMD.AX	Resmed Inc	235.03
	16/12/2021	23900/RMD.AX	Resmed Inc	230.33
	17/03/2022	23900/RMD.AX	Resmed Inc	234.44
	16/06/2022	23900/RMD.AX	Resmed Inc	245.04
	30/06/2022	23800/SYD.AX	Sydney Airport - Units Fully Paid Stapled Securities Us Prohibite...	57.38
	30/06/2022	23800/LLC.AXW	Lendlease Group	147.52
Sub-Total				1,149.74
Ignore Cents				0.74
Total				1,149.00
D - Income - Net foreign income				
	23/09/2021	23900/RMD.AX	Resmed Inc	235.03
	16/12/2021	23900/RMD.AX	Resmed Inc	230.33
	17/03/2022	23900/RMD.AX	Resmed Inc	234.44
	16/06/2022	23900/RMD.AX	Resmed Inc	245.04
	30/06/2022	23800/SYD.AX	Sydney Airport - Units Fully Paid Stapled Securities Us Prohibite...	57.38
	30/06/2022	23800/LLC.AXW	Lendlease Group	147.52
Sub-Total				1,149.74
Ignore Cents				0.74
Total				1,149.00
J - Unfranked dividend amount				
	28/09/2021	23900/ALU.AX	Altium Limited	303.45
	30/09/2021	23900/CSL.AX	CSL Limited	715.35
	17/12/2021	23900/UMG.AX	United Malt Group Limited	525.00
	08/03/2022	23900/MFG.AX	Magellan Financial Group Limited	495.45
	06/04/2022	23900/CSL.AX	CSL Limited	711.45
	17/06/2022	23900/UMG.AX	United Malt Group Limited	225.00
Sub-Total				2,975.70
Ignore Cents				0.70
Total				2,975.00
K - Franked dividend amount				
	21/07/2021	23900/TGA.AX	Thorn Group Limited	520.00
	14/09/2021	23900/BAP.AX	Bapcor Limited	1,815.00
	22/09/2021	23900/IFL.AX	Insignia Financial Ltd	1,426.00
	24/09/2021	23900/WPL.AX	Woodside Petroleum Ltd	1,272.00
	28/09/2021	23900/ALU.AX	Altium Limited	53.55

RN & CB Rose Fund

Tax Reconciliation Report

For the year ended 30 June 2022

Tax Return Label	Date	Account Code	Account Name	Amount \$
K - Franked dividend amount				
	30/09/2021	23900/RHC.AX	Ramsay Health Care Limited	747.78
	30/09/2021	23900/CSL.AX	CSL Limited	79.48
	08/10/2021	23900/MVF.AX	Monash Ivf Group Limited	567.00
	20/10/2021	23900/LNK.AX	Link Administration Holdings Limited	605.00
	29/10/2021	23900/VRT.AX	Virtus Health Limited	840.00
	05/11/2021	23900/MFF.AX	MFF Capital Investments Limited	4,045.41
	24/11/2021	23900/BKW.AX	Brickworks Limited	2,000.00
	09/02/2022	23900/TGA.AX	Thorn Group Limited	3,640.00
	08/03/2022	23900/MFG.AX	Magellan Financial Group Limited	1,486.35
	14/03/2022	23900/BAP.AX	Bapcor Limited	1,650.00
	22/03/2022	23900/ALU.AX	Altium Limited	357.00
	23/03/2022	23900/WPL.AX	Woodside Petroleum Ltd	4,530.90
	31/03/2022	23900/RHC.AX	Ramsay Health Care Limited	352.11
	01/04/2022	23900/IFL.AX	Insignia Financial Ltd	1,463.20
	04/04/2022	23900/MVF.AX	Monash Ivf Group Limited	594.00
	08/04/2022	23900/LNK.AX	Link Administration Holdings Limited	330.00
	14/04/2022	23900/VRT.AX	Virtus Health Limited	840.00
	03/05/2022	23900/BKW.AX	Brickworks Limited	1,100.00
	13/05/2022	23900/MFF.AX	MFF Capital Investments Limited	4,045.41
Sub-Total				34,360.25
Ignore Cents				0.25
Total				34,360.00
L - Income - Dividend franking credit				
	21/07/2021	23900/TGA.AX	Thorn Group Limited	222.86
	14/09/2021	23900/BAP.AX	Bapcor Limited	777.86
	22/09/2021	23900/IFL.AX	Insignia Financial Ltd	611.14
	24/09/2021	23900/WPL.AX	Woodside Petroleum Ltd	545.17
	28/09/2021	23900/ALU.AX	Altium Limited	22.95
	30/09/2021	23900/RHC.AX	Ramsay Health Care Limited	320.48
	30/09/2021	23900/CSL.AX	CSL Limited	34.06
	08/10/2021	23900/MVF.AX	Monash Ivf Group Limited	243.00
	20/10/2021	23900/LNK.AX	Link Administration Holdings Limited	259.29
	29/10/2021	23900/VRT.AX	Virtus Health Limited	360.00
	05/11/2021	23900/MFF.AX	MFF Capital Investments Limited	1,733.75
	24/11/2021	23900/BKW.AX	Brickworks Limited	857.14
	09/02/2022	23900/TGA.AX	Thorn Group Limited	1,560.00
	08/03/2022	23900/MFG.AX	Magellan Financial Group Limited	637.01
	14/03/2022	23900/BAP.AX	Bapcor Limited	707.14
	22/03/2022	23900/ALU.AX	Altium Limited	153.00
	23/03/2022	23900/WPL.AX	Woodside Petroleum Ltd	1,941.81
	31/03/2022	23900/RHC.AX	Ramsay Health Care Limited	150.90
	01/04/2022	23900/IFL.AX	Insignia Financial Ltd	627.09
	04/04/2022	23900/MVF.AX	Monash Ivf Group Limited	254.57

RN & CB Rose Fund

Tax Reconciliation Report

For the year ended 30 June 2022

Tax Return Label	Date	Account Code	Account Name	Amount \$
L - Income - Dividend franking credit				
	08/04/2022	23900/LNK.AX	Link Administration Holdings Limited	141.43
	14/04/2022	23900/VRT.AX	Virtus Health Limited	360.00
	03/05/2022	23900/BKW.AX	Brickworks Limited	471.43
	13/05/2022	23900/MFF.AX	MFF Capital Investments Limited	1,733.75
Sub-Total				14,725.83
Ignore Cents				0.83
Total				14,725.00
M - Gross trust distributions				
	30/06/2022	23800/SYD.AX	Sydney Airport - Units Fully Paid Stapled Securities Us Prohibite...	2,273.86
	30/06/2022	23800/LLC.AXW	Lendlease Group	270.11
	30/06/2022	23800/TGP.AX1	360 Capital Group	4,020.00
Sub-Total				6,563.97
Ignore Cents				0.97
Total				6,563.00
W - GROSS INCOME (Sum of labels A to U)				
				75,672.00
Sub-Total				75,672.00
Ignore Cents				0.00
Total				75,672.00
Y - Income - Exempt current pension income				
				32,483.00
Sub-Total				32,483.00
Ignore Cents				0.00
Total				32,483.00
V - TOTAL ASSESSABLE INCOME (W less Y)				
				43,189.00
Sub-Total				43,189.00
Ignore Cents				0.00
Total				43,189.00
H1 - Expenses - SMSF auditor fee				
	11/01/2022	30700	Auditor's Remuneration	550.00
Sub-Total				550.00
Ignore Cents				0.00
Total				550.00
J1 - Expenses - Management and administration expenses				
	20/04/2022	30100	Accountancy Fees	1,295.00
	03/05/2022	30400	ATO Supervisory Levy	259.00
Sub-Total				1,554.00
Ignore Cents				0.00
Total				1,554.00

RN & CB Rose Fund

Tax Reconciliation Report

For the year ended 30 June 2022

Tax Return Label	Date	Account Code	Account Name	Amount \$
N - TOTAL DEDUCTIONS				
				2,104.00
Sub-Total				2,104.00
Ignore Cents				0.00
Total				2,104.00
O - TAXABLE INCOME OR LOSS				
				41,085.00
Sub-Total				41,085.00
Ignore Cents				0.00
Total				41,085.00
Z - TOTAL SMSF EXPENSES				
				2,104.00
Sub-Total				2,104.00
Ignore Cents				0.00
Total				2,104.00
A - Taxable income				
				41,085.00
Sub-Total				41,085.00
Ignore Cents				0.00
Total				41,085.00
T1 - Tax on taxable income				
				6,281.70
Sub-Total				6,281.70
Ignore Cents				0.00
Total				6,281.70
B - Gross Tax				
				6,281.70
Sub-Total				6,281.70
Ignore Cents				0.00
Total				6,281.70
C1 - Foreign income tax offset				
	23/09/2021	23900/RMD.AX	Resmed Inc	35.25
	16/12/2021	23900/RMD.AX	Resmed Inc	34.55
	17/03/2022	23900/RMD.AX	Resmed Inc	70.33
	16/06/2022	23900/RMD.AX	Resmed Inc	73.51
	30/06/2022	23800/LLC.AXW	Lendlease Group	13.48
			Adjustment	(97.50)
Sub-Total				129.62
Ignore Cents				0.00
Total				129.62
C - Non-refundable non-carry forward tax offsets				

RN & CB Rose Fund

Tax Reconciliation Report

For the year ended 30 June 2022

Tax Return Label	Date	Account Code	Account Name	Amount \$
C - Non-refundable non-carry forward tax offsets				
				129.62
Sub-Total				129.62
Ignore Cents				0.00
Total				129.62
T2 - SUBTOTAL				
				6,152.08
Sub-Total				6,152.08
Ignore Cents				0.00
Total				6,152.08
T3 - SUBTOTAL 2				
				6,152.08
Sub-Total				6,152.08
Ignore Cents				0.00
Total				6,152.08
E1 - Complying fund's franking credits tax offset				
	21/07/2021	23900/TGA.AX	Thorn Group Limited	222.86
	14/09/2021	23900/BAP.AX	Bapcor Limited	777.86
	22/09/2021	23900/IFL.AX	Insignia Financial Ltd	611.14
	24/09/2021	23900/WPL.AX	Woodside Petroleum Ltd	545.17
	28/09/2021	23900/ALU.AX	Altium Limited	22.95
	30/09/2021	23900/RHC.AX	Ramsay Health Care Limited	320.48
	30/09/2021	23900/CSL.AX	CSL Limited	34.06
	08/10/2021	23900/MVF.AX	Monash Ivf Group Limited	243.00
	20/10/2021	23900/LNK.AX	Link Administration Holdings Limited	259.29
	29/10/2021	23900/VRT.AX	Virtus Health Limited	360.00
	05/11/2021	23900/MFF.AX	MFF Capital Investments Limited	1,733.75
	24/11/2021	23900/BKW.AX	Brickworks Limited	857.14
	09/02/2022	23900/TGA.AX	Thorn Group Limited	1,560.00
	08/03/2022	23900/MFG.AX	Magellan Financial Group Limited	637.01
	14/03/2022	23900/BAP.AX	Bapcor Limited	707.14
	22/03/2022	23900/ALU.AX	Altium Limited	153.00
	23/03/2022	23900/WPL.AX	Woodside Petroleum Ltd	1,941.81
	31/03/2022	23900/RHC.AX	Ramsay Health Care Limited	150.90
	01/04/2022	23900/IFL.AX	Insignia Financial Ltd	627.09
	04/04/2022	23900/MVF.AX	Monash Ivf Group Limited	254.57
	08/04/2022	23900/LNK.AX	Link Administration Holdings Limited	141.43
	14/04/2022	23900/VRT.AX	Virtus Health Limited	360.00
	03/05/2022	23900/BKW.AX	Brickworks Limited	471.43
	13/05/2022	23900/MFF.AX	MFF Capital Investments Limited	1,733.75
	30/06/2022	23800/TGP.AX1	360 Capital Group	1,005.00

RN & CB Rose Fund**Tax Reconciliation Report**

For the year ended 30 June 2022

Tax Return Label	Date	Account Code	Account Name	Amount
				\$
E1 - Complying fund's franking credits tax offset				
Sub-Total				15,730.83
Ignore Cents				0.00
Total				15,730.83
E - Refundable tax offsets				
				15,730.83
Sub-Total				15,730.83
Ignore Cents				0.00
Total				15,730.83
I - Remainder of refundable tax offsets				
				9,578.75
Sub-Total				9,578.75
Ignore Cents				0.00
Total				9,578.75
L - Supervisory levy				
				259.00
Sub-Total				259.00
Ignore Cents				0.00
Total				259.00
S - AMOUNT DUE OR REFUNDABLE				
				(9,319.75)
Sub-Total				(9,319.75)
Ignore Cents				0.00
Total				(9,319.75)

27 January 2023

The Trustees
RN & CB Rose Fund

Dear Trustees,

**Subject: Actuarial Certificate – Tax Exempt Percentage for the 2021/22 year
RN & CB Rose Fund**

Thank you for requesting this actuarial certificate from Verus SMSF Actuaries.

Results

We calculate that the tax exempt percentage for RN & CB Rose Fund in the 2021/22 financial year is **42.93%**.

More Information

Further details regarding this actuarial certificate are contained in the appendices, including:

- Appendix 1: Data Summary
- Appendix 2: Detailed Results
- Appendix 3: Further Information

Note that the results in this certificate are based on the information provided to us. If there are any material changes to the information provided, please contact us, as the results may need to be updated.

If you would like to discuss any aspect of this actuarial certificate, please don't hesitate to contact us.

Yours sincerely,



Alfred Au, B.Com, LL.B. (Hons), FIAA
Consulting Actuary

Verus Reference Number: ZA13654344027

Appendix 1 - Data Summary

Fund Details

Fund Name	RN & CB Rose Fund
Name of Trustees	Roger Noel Rose
	Catherine Beverley Rose
Tax Year for Actuarial Certificate	2021/22
ABN of Fund	39 674 187 554

Member Details

Members' Names	Roger Noel Rose
	Catherine Beverley Rose

Financial Details

	Amount (\$)
Opening Balance at 1 July 2021	1,938,767.76
Concessional Contributions	0.00
Non-concessional Contributions	0.00
Rollovers-in	0.00
Rollovers-out	0.00
Lump Sum and Pension Benefits Paid	20,910.00
Other Net Income	(181,358.00)
Closing Balance at 30 June 2022	1,736,499.76

We understand that the Fund's financial statements have not been audited at the time this certificate has been prepared.

Segregation

The Fund did not have any segregated current pension assets during the financial year.

Appendix 2 - Detailed Results

Tax Exempt Percentage

This actuarial certificate has been prepared to provide the tax exempt percentage applying to RN & CB Rose Fund for the 2021/22 financial year.

During the 2021/22 financial year, the Fund contained only member accounts in accumulation phase and account based pensions. Therefore no assumptions about future inflation, investment returns or discount rates have been required to calculate the tax exempt percentage. Only data regarding the Fund’s balances in accumulation phase and the Fund’s balances in retirement phase plus details of transactions within, to and from the Fund during the year have been provided for this calculation.

Using the data supplied, we have calculated the tax exempt percentage based on the ratio below:

$$\frac{\text{Average value of current pension liabilities}}{\text{Average value of superannuation liabilities}}$$

$$= \$829,131 / \$1,931,162$$

$$= 42.93\%$$

The values for the current pension liabilities and the superannuation liabilities shown above are time weighted average balances over the financial year. Segregated current pension assets and segregated non-current assets (if any) have been excluded from the values shown above.

Member Breakdown

To assist you, we have also calculated the breakdown of the tax exempt percentage between the Fund’s members, as follows:

Member Name	Tax Exempt Percentage	Taxable Percentage
Roger Noel Rose	42.93%	25.18%
Catherine Beverley Rose	0.00%	31.89%
Reserve	0.00%	0.00%
Total	42.93%	57.07%

This breakdown between members is not required for the Fund’s tax return, but may assist in other ways, for example with allocating the Fund’s tax liabilities between members.

Appendix 3 - Further Information

Actuarial Standards

This actuarial certificate has been prepared in accordance with Professional Standard 406 of the Institute of Actuaries of Australia.

Other Comments

We have been informed by the trustee and/or their advisors that the relevant pension liabilities meet the requirements to be considered a retirement phase superannuation income stream. We have relied upon this information in preparing this actuarial certificate.

As required under Professional Standard 406, we are satisfied that the value of particular liabilities of the Fund at a particular time as set out in this certificate is the amount of the Fund’s assets, together with any future contributions in respect of the benefits concerned and expected earnings on the assets and contributions after that time, that would provide the amount required to discharge those liabilities as they fall due.

We also document the following information items provided to us, and upon which we have relied, when preparing this certificate:

Item	Information Provided
Does the Fund meet the definition of Disregarded Small Fund Assets for the tax year covered by this certificate?	No
Have the trustee(s) chosen (if eligible) to treat all of the assets of the fund as not being segregated current pension assets for the whole of the tax year covered by this certificate?	Yes

Requirement for and Use of Actuarial Certification

This actuarial certificate is required so that the Fund can claim an exemption from tax on the investment income derived from the unsegregated assets supporting members’ balances that are in retirement phase. The certificate should be obtained before the Fund submits its tax return. It does not need to be submitted with the Fund’s tax return, but should be retained in the Fund’s records.

An actuarial certificate is required for a Fund that has been partly in retirement phase and partly in accumulation phase during the year and which is not applying the segregated method throughout the year. Therefore an actuarial certificate is not required if:

- The Fund was entirely in accumulation phase for the whole of the tax year; or
- The Fund was entirely in retirement phase for the whole of the tax year; or
- The Fund’s retirement phase assets and accumulation phase assets were fully segregated throughout the tax year.

The tax exempt percentage should be applied to the Fund’s assessable income (excluding any non-arm’s length income, concessional contributions and any income derived from segregated assets) to determine how much income is exempt from tax.



Income tax 551

Date generated	08 December 2022
Overdue	\$0.00
Not yet due	\$0.00
Balance	\$0.00

Transactions

4 results found - from **08 December 2020** to **08 December 2022** sorted by **processed date** ordered **newest to oldest**

Processed date	Effective date	Description	Debit (DR)	Credit (CR)	Balance
28 Apr 2022	3 May 2022	EFT refund for Income Tax for the period from 01 Jul 20 to 30 Jun 21	\$459.71		\$0.00
28 Apr 2022	28 Apr 2022	Tax return Self Man Superfund - Income Tax for the period from 01 Jul 20 to 30 Jun 21		\$459.71	\$459.71 CR
28 Apr 2021	3 May 2021	EFT refund for Income Tax for the period from 01 Jul 19 to 30 Jun 20	\$7,571.17		\$0.00
28 Apr 2021	28 Apr 2021	Tax return Self Man Superfund - Income Tax for the period from 01 Jul 19 to 30 Jun 20		\$7,571.17	\$7,571.17 CR

89000 - Deferred Tax Liability/Asset

2022 Financial Year

Preparer Jelly Cadiang

Reviewer Steven Lee

Status Completed

Account Code	Description	CY Balance	LY Balance	Change
89000	Deferred Tax Liability/Asset	(\$4,769.61)	(\$20,266.32)	(76.47)%
TOTAL		CY Balance	LY Balance	
		(\$4,769.61)	(\$20,266.32)	

Supporting Documents

- Deferred Tax Reconciliation Report [Report](#)

Standard Checklist

- Attach all source documentation and confirmations of Liability
- Attach copy of Deferred Tax Reconciliation Report

RN & CB Rose Fund

Deferred Tax Reconciliation

For The Period 01 July 2021 - 30 June 2022

Investment Code	Investment Name	Revaluation/Tax Deferred	Permanent Difference (Non-Assessable)	Temporary Difference (Assessable)	Temporary Difference (Accumulation Portion)
Revaluations					
CSL.AX	CSL Limited	(8,065.00)	(2,688.33)	(5,376.67)	(3,068.47)
A4N.AX	Alpha Hpa Limited	(2,307.45)	(769.15)	(1,538.30)	(877.91)
MFGO.AX	Magellan Financial Group Limited - Option Expiring 16-APR-2027	165.38	55.13	110.25	62.92
SHSAAYSUNL	Amaysim Australia Limited - Unlisted	47,153.51	15,717.84	31,435.67	17,940.34
MVF.AX	Monash Ivf Group Limited	2,430.00	810.00	1,620.00	924.53
BAP.AX	Bapcor Limited	(39,930.00)	(13,310.00)	(26,620.00)	(15,192.03)
AD8.AX	Audinate Group Limited	(6,124.20)	(2,041.40)	(4,082.80)	(2,330.05)
FDV.AX	Frontier Digital Ventures Limited	(37,799.53)	(12,599.84)	(25,199.69)	(14,381.46)
RMD.AX	Resmed Inc	(8,280.00)	(2,760.00)	(5,520.00)	(3,150.26)
MFF.AX	MFF Capital Investments Limited	(77,440.61)	(25,813.54)	(51,627.07)	(29,463.57)
TGP.AX1	360 Capital Group	(1,340.00)	(446.67)	(893.33)	(509.82)
ALU.AX	Altium Limited	(16,626.00)	(5,542.00)	(11,084.00)	(6,325.64)
LLC.AXW	Lendlease Group	(9,288.48)	(3,096.16)	(6,192.32)	(3,533.96)
EML.AX	EML Payments Limited	(15,043.81)	(5,014.60)	(10,029.21)	(5,723.67)
BKW.AX	Brickworks Limited	(32,650.00)	(10,883.33)	(21,766.67)	(12,422.24)
MME.AX	Moneyme Limited	(29,405.47)	(9,801.82)	(19,603.65)	(11,187.80)
LNK.AX	Link Administration Holdings Limited	(13,750.00)	(4,583.33)	(9,166.67)	(5,231.42)
WDS.AX	Woodside Energy Group Ltd	15,415.10	5,138.37	10,276.73	5,864.93
VRT.AX	Virtus Health Limited	(10,488.94)	(3,496.31)	(6,992.63)	(3,990.69)
TGA.AX	Thorn Group Limited	1,300.00	433.33	866.67	494.61

RN & CB Rose Fund

Deferred Tax Reconciliation

For The Period 01 July 2021 - 30 June 2022

Investment Code	Investment Name	Revaluation/Tax Deferred	Permanent Difference (Non-Assessable)	Temporary Difference (Assessable)	Temporary Difference (Accumulation Portion)
PDN.AX	Paladin Energy Ltd	309.74	103.25	206.49	117.84
SYD.AX	Sydney Airport	17,496.94	5,832.31	11,664.63	6,657.00
WPL.AX	Woodside Petroleum Ltd	14,437.90	4,812.63	9,625.27	5,493.14
MFG.AX	Magellan Financial Group Limited	(38,054.57)	(12,684.86)	(25,369.71)	(14,478.49)
OBL.AX	Omni Bridgeway Limited	31.22	10.41	20.81	11.88
URW.AX1	Unibail-rodamco-westfield	(1,766.40)	(588.80)	(1,177.60)	(672.06)
IFL.AX	Insignia Financial Ltd	(19,592.00)	(6,530.67)	(13,061.33)	(7,454.10)
RHC.AX	Ramsay Health Care Limited	7,470.54	2,490.18	4,980.36	2,842.29
UMG.AX	United Malt Group Limited	(11,172.18)	(3,724.06)	(7,448.12)	(4,250.64)
		(272,914.31)	(90,971.42)	(181,942.89)	(103,834.80)
Tax Deferred Distributions					
LLC.AXW	Lendlease Group	45.15	0.00	45.15	25.77
SYD.AX	Sydney Airport	2,359.41	0.00	2,359.41	1,346.52
SYD.AX	Sydney Airport	843.83	0.00	843.83	481.57
SYD.AX	Sydney Airport	(1,719.60)	0.00	(1,719.60)	(981.38)
SYD.AX	Sydney Airport	(611.64)	0.00	(611.64)	(349.06)
		917.15	0.00	917.15	523.42
Total		(271,997.16)	(90,971.42)	(181,025.74)	(103,311.38)

Deferred Tax Liability (Asset) Summary

Opening Balance	20,266.32
Current Year Transactions	(15,496.71)
Total Capital Losses	0.00
Total Tax Losses	0.00
Deferred Tax WriteBacks/Adjustment	0.00
Capital Loss carried forward recouped	0.00
Tax Loss carried forward recouped	0.00
Closing Balance	<hr/> 4,769.61 <hr/>

A - Financial Statements

2022 Financial Year

Preparer Jelly Cadiang

Reviewer Steven Lee

Status Completed

Supporting Documents

No supporting documents

Standard Checklist

- Attach copy of Financial Statements
- Attach copy of SMSF Annual Return

B - Permanent Documents

2022 Financial Year

Preparer Jelly Cadiang

Reviewer Steven Lee

Status Completed

Supporting Documents

- Fund Summary Report Report
- Super Fund Lookup.pdf
- ABN Lookup.pdf

Standard Checklist

- Attach latest copy of ASIC annual company statement (if corporate trustee)
- Ensure latest copies of ATO Trustee Declarations and ATO confirmation that the fund is a regulated fund is attached
- Ensure latest copies of trustee consents, member consents and registers are attached
- Ensure latest copy of trust deed (including amendments) are attached
- Use [Australian Business Register](#) to ensure details are correct
- Use [Super Fund Lookup](#) to check the eligibility to receive rollovers and contributions

RN & CB Rose Fund

Fund Summary Report

As at 30 June 2022

Fund Details

Date Formed: 03/05/2007

Tax File Number: Provided

ABN: 39674187554

Period: 01/07/2021 - 30/06/2022

Fund Type: SMSF

GST Registered: No

Postal Address:

23 Bragg Street

Hackett, Australian Capital Territory 2602

Physical Address:

23 Bragg Street

Hackett, Australian Capital Territory 2602

Members

Number of Members: 2

Name	Age	Member Accounts	Pension Accounts	Tax File Number	Beneficiary Details
Rose, Roger Noel	75	2	1	Provided	Not Provided
Rose, Catherine Beverley	71	1	0	Provided	Not Provided

Fund Relationships

Relationship Type	Contact
Accountant	Superhelp Australia Pty Ltd
Auditor	Super Audits Pty Ltd
Fund Contact	Rose, Roger Noel
Tax Agent	Superhelp Australia Pty Ltd
Trustee	Rose, Roger Noel
Trustee	Rose, Catherine Beverley



Current details for ABN 39 674 187 554

ABN details

Entity name:	RN & CB ROSE
ABN status:	Active from 16 May 2007
Entity type:	Superannuation Fund
Goods & Services Tax (GST):	Not currently registered for GST
Main business location:	ACT 2602

Super Fund Lookup

[Use Super Fund Lookup](#) to check the eligibility of **RN & CB ROSE** to receive rollovers and contributions

Trading name(s)

From 1 November 2023, ABN Lookup will not display trading names and will only display registered business names. For more information, click [help](#)

Trading name	From
RN and CB Rose Fund	16 May 2007

Deductible gift recipient status

Not entitled to receive tax deductible gifts

Disclaimer

The Registrar makes every reasonable effort to maintain current and accurate information on this site. The Commissioner of Taxation advises that if you use ABN Lookup for information about another entity for taxation purposes and that information turns out to be incorrect, in certain circumstances you will be protected from liability. For more information see [disclaimer](#)



RN & CB ROSE

ABN details

ABN:	39 674 187 554 View record on ABN Lookup
ABN Status:	Active from 16 May 2007
Fund type:	ATO Regulated Self-Managed Superannuation Fund
Contact details:	23 Bragg Street Hackett ACT 2602 AUSTRALIA
Status:	Complying

Previous name(s)

Previous fund name	From	To
The Trustee for RN and CB Rose Fund	16 May 2007	19 Mar 2009

What does 'Complying' mean?

A 'Complying' SMSF:

- is a regulated fund
- is a resident of Australia, and
- has been issued with a [Notice of compliance](#)

APRA Funds

See the [guidance](#) issued by APRA for further assistance in managing transfers and rollovers to SMSFs. Use the [ATO Business Portal](#) to verify a person is a member of the SMSF before completing a transfer or rollover.

Superannuation guarantee payments

Contributions made to complying funds can qualify as Superannuation Guarantee (SG) payments. This record extract can be used to confirm this fund has been issued with a Notice of Compliance and is currently entitled to receive employer SG payments.

Tax rates

Complying funds that meet [Superannuation Industry \(Supervision\) Act 1993](#) (SISA) standards qualify for [concessional tax rates](#).

Also refer to [frequently asked questions](#)

Disclaimer

This extract is based on information supplied by superannuation entities to the Commissioner of Taxation.

Important Neither the Australian Government nor the ATO endorse or guarantee the performance of super funds.

C - Other Documents

2022 Financial Year

Preparer Jelly Cadiang

Reviewer Steven Lee

Status Completed

Supporting Documents

- [completed] SMSF Annual Admin Order Forms 2022.pdf
- Minutes.pdf
- Investment strategy 2022 p1.pdf
- investment strategy 2022 p2.pdf
- investment strategy review.pdf

Standard Checklist

- Attach copy of any SOAs issued during the Financial Year
- Attach copy of Investment Strategy
- Attach signed Engagement Letter
- Attach signed Trustee Representation Letter
- Attach Trustee Minutes prepared during the year

RN & CB Rose Fund

Projected Investment Strategy

Overview

The aim of this strategy is to provide the Members with a retirement income supplementary to their CSS pensions.

Investment Objectives

The Trustees will at all times ensure the Funds assets are invested in accordance with the trust deed and comply with the applicable legislative requirements.

The Trustees will act prudently to maximise the rate of return, subject to acceptable risk parameters whilst maintaining an appropriate diversification across a broad range of assets whilst assessing the risks where it is determined the fund's portfolio lacks diversification and / or has elected to implement a sector bias.

Having considered the risk profile of the fund and the member's needs and circumstances, the trustee has adopted the following objectives for the investment of assets of the fund;

- to achieve an investment return (based on market values and net of tax and charges) that exceeds the CPI by at least 5% per annum when measured over a rolling 5 year period.
- to have a probability of near zero or negative returns in any 12 Month period of less than one in five years; and
- have sufficient liquidity to meet liabilities as and when they fall due.
- to consider the need to hold a policy of insurance for one or more members of the fund.

Investment Strategy

The fund will invest in a portfolio of assets according to market conditions and within the ranges specified below:

Asset Allocation

The targeted asset allocation will be in the following ranges:

<u>Asset Class</u>	<u>Target Range</u>	<u>Benchmark</u>
Australian Shares	0 - 100 %	90 %
International Shares	0 - 20%	0%
Cash	0 - 20 %	5 %
Australian Fixed Interest	0 - 10%	0 %
International Fixed Interest	0 - 10 %	0 %
Mortgages	0 - 0 %	0 %
Direct Property	0 - 0 %	0 %
Listed Property	0 - 20 %	10 %
Other	0 - 0 %	0 %

Quality companies and trusts as supported by research and fundamental analysis will be selected.

Both members have substantial CSS pensions. That means that there are no tight requirements for diversification in this fund. The Fund's assets can be allocated largely to direct share holdings, where returns are likely to be substantially higher than in fixed interest securities.

Emphasis on Australian shares reflects the considerable diversity available from the Australian market, including the opportunity for indirect investment in international shares through Australian EFTs. The option of direct investment in international shares is left open to allow uptake of potentially profitable opportunities.

A relatively high upper bound is set for cash to allow for short term transactional reserves depending on share market conditions and opportunities. Cash will normally be at the lower end of the range. Similarly, there may be market circumstances in which fixed interest securities to serve a short term purpose.

Liquidity is high even if the Fund's assets are fully invested in shares. It takes less than a week to convert shares to cash and the Fund's annual pension requirements and administrative costs are less than 4% of assets.

The two members share ownership of a house of substantial value. Therefore investment by the Fund in direct property would be inappropriate on diversification grounds. The option is left open for investment in listed commercial property where profitable opportunities occur.

Mortgages and other assets are excluded on the basis that neither Trustee has relevant market expertise and interest, thus making it likely that risks and search costs would be unnecessarily high.

RN and CB Rose Fund
ABN: 39 674 187 554

Minutes of meeting of trustees

Date: 5 October

Time commenced: 2.20

Place: 23 Bragg Street Hackett


Chaired by: Roger Rose

Attendees: Roger Rose and Catherine Rose

Subject: Buy MFG

It was decided to purchase 1800 shares in MFG at limit \$34.10





Roger Rose
23 Bragg Street
Hackett ACT 2602

Dear Mr Rose

On the basis of the Fund's final accounts for 2020-21 and payments to date your final annual pension payment is calculated at \$10,486. A payment of that amount will be made to your nominated bank account.



Catherine B Rose



Roger N Rose

20/June 2022

RN and CB Rose Fund
ABN: 39 674 187 554

Minutes of meeting of trustees

Date: 20 June 2022

Time commenced: 9.00am

Place: 23 Bragg Street Hackett

Chaired by: Roger Rose

Attendees: Roger Rose and Catherine Rose

Subject: RN Rose pension

On the basis of the Fund's final accounts for 2020-21 Mr Rose's final pension payment was determined to be \$10,486. A payment of that amount will be made to his nominated bank account.

Catherine B Rose

[Signature]

RN and CB Rose Fund

ABN: 39 674 187 554

Minutes of meeting of trustees

Date: 24 September 2021 **Time commenced:** 3.00pm

Place: 23 Bragg Street Hackett

Chaired by: Roger Rose

Attendees: Roger Rose and Catherine Rose

Subject: RN Rose Pension

- 1) Payments are calculated on the following basis:
- a) estimated pension account balance at 30 June 2021 of \$851,446;
 - b) at the minimum required pension rate of 2.5 per cent, payments over the year must total \$20,855;
 - c) initial payments of \$5212 per quarter
 - d) with the final payment determined when audited accounts become available.



Roger Rose



Catherine Rose

Roger N Rose
23 Bragg Street
Hackett ACT 2602

Pension 2021-22 preliminary advice

- 1) Pension type:
 - a) account based
 - b) non-reversionary
 - c) quarterly payments

- 2) Payments are calculated on the following basis:
 - a) estimated pension account balance at 30 June 2021 of \$851,446;
 - b) at the minimum required pension rate of 2.5 per cent, payments over the year must total \$20,855;
 - c) initial payments of \$5212 per quarter
 - d) with the final payment determined when audited accounts become available.



Roger Rose



Catherine Rose

24/9/2021

RN and CB Rose Fund
ABN: 39 674 187 554

Minutes of meeting of trustees

Date: 20 June 2022

Time commenced: 9.00am

Place: 23 Bragg Street Hackett

Chaired by: Roger Rose

Attendees: Roger Rose and Catherine Rose

Subject: RN Rose pension

On the basis of the Fund's final accounts for 2020-21 Mr Rose's final pension payment was determined to be \$10,486. A payment of that amount will be made to his nominated bank account.

Catherine B Rose



RN and CB Rose Fund

ABN: 39 674 187 554

Minutes of meeting of trustees

Date: 12 October 2021 **Time commenced:** 10.20

Place: 23 Bragg Street Hackett

Chaired by: Roger Rose

Attendees: Roger Rose and Catherine Rose

Subject: Sell EML

It was decided to sell all of the Fund's holdings in EML.





RN and CB Rose Fund

ABN: 39 674 187 554

Minutes of meeting of trustees

Date: 18/11/2021 **Time commenced:** 1.05pm

Place: 23 Bragg Street Hackett

Chaired by: Roger Rose

Attendees: Roger Rose and Catherine Rose

Subject: Buy A4N

It was decided to purchase 18,300 shares in A4N at limit \$0.55.

Catherine B Rose

Roger M

RN and CB Rose Fund

ABN: 39 674 187 554

Minutes of meeting of trustees

Date: 28 September 2021 **Time commenced:** 12.00pm

Place: 23 Bragg Street Hackett

Chaired by: Roger Rose


Attendees: Roger Rose and Catherine Rose

Subject: Share purchases

It was decided to make the following purchases

- 5600 LLC at limit \$10.76
- 15,000 UMG at limit \$4.02
- 19,000 MME at limit \$2.12
- 17,000 OBL at limit \$3.55





RN and CB Rose Fund

ABN: 39 674 187 554

Minutes of meeting of trustees

Date: 5 October 2021 **Time commenced:** 2.20

Place: 23 Bragg Street Hackett

Chaired by: Roger Rose

Attendees: Roger Rose and Catherine Rose

Subject: Buy MFG

It was decided to purchase 1800 shares in MFG at limit \$34.10







SuperHelp Australia Pty Ltd

SMSF Annual Admin Order Form

Address: PO Box 1906
Macquarie Centre NSW 2113
Email: info@superhelp.com.au
Phone: 1 300 736 453

1 SMSF Name:	RN and CB Rose Fund
2 Current Postal Address:	23 Bragg Street Hackett ACT 2602
3 Current Street Address (If same as Postal Address, write 'As Above'):	as above
4 Please tick yes if you would like us to update your new address with the tax office.	<input type="checkbox"/> Yes <input checked="" type="checkbox"/> No <input type="checkbox"/> N/A
5 Contact Name:	Roger Rose
6 Contact Phone:	(Work) (Home) (Mobile) 0429460075
7 Contact Email Address:	rogerroseau@yahoo.com.au



SuperHelp Australia Pty Ltd

Accounting and Reporting Engagement Letter

Address:	PO Box 1906 MACQUARIE CENTRE, NSW 2113
Email:	info@superhelp.com.au
Phone:	1300 736 453

Following our discussions, we are pleased to undertake the engagement as set out below (any changes shall be by agreement of both parties and evidenced in writing):

- Prepare financial and other statements for the SMSF as requested, and
- Prepare and lodge SMSF Income Tax Return
- Liaise with Independent Auditor to perform Audit for the SMSF

Terms of Engagement

This letter is to confirm our understanding of the terms of our engagement and the nature and limitation of the services that we provide.

Purpose, Scope and Output of the Engagement

The firm will provide taxation and accounting services listed above to the trustees. Such services will be conducted in accordance with the relevant professional and ethical standards issued by the Accounting Professional & Ethical Standards Board Limited (APESB).

These services will be provided to assist trustees and members to meet their reporting obligations to the Australian Taxation Office (ATO) and your other service needs.

The extent of our procedures and services will be limited exclusively for this purpose only unless otherwise agreed to. As a result:

- no audit or review will be performed and accordingly, no assurance will be expressed;
- our engagement cannot be relied upon to disclose irregularities including fraud, other illegal acts and errors that may exist. However, we will inform you of any such matters they may come to our attention; and
- the financial statements and income tax return for your entities will be prepared or distribution to the trustees and members for the purpose noted above. We disclaim any assumption of responsibility for any reliance on our report to any person or entity other than those parties indicated, and for any purpose other than for which it was prepared. Our report will contain a disclaimer to this effect.

Responsibilities

In conducting this engagement, information acquired by us in the course of the engagement is subject to strict confidentiality requirements. That information will not be disclosed by us to other parties except as required or allowed for by law or professional standards, or with your express consent.

We wish to draw your attention to our firm's system of quality control which has been established and maintained in accordance with the relevant APESB standard. As a result, our files may be subject to review as part of the quality control review program of ICAA, CPA or NPA which monitors compliance with professional standards by its members. We advised you that by accepting our engagement you acknowledge that, if requested, our files relating to this engagement will be made available under this program.

We may collect Personal Information about you when we provide services to you. If we do, you agree to work with us to ensure that we both meet the obligations that we may have under the Privacy Act 1988(Cth) (as amended)(Privacy Act). The obligations may include notifying the relevant person to whom the personal information relates who we are and how we propose to use their personal information. Where you have collected personal information, you confirm that you have collected the personal information in accordance with the Privacy Act, that you are entitled to provide this personal information to us and that we may use and disclose the personal information for the purpose/s we provide our services to you. We will handle personal information in accordance with the Privacy Act.

You are responsible for the reliability, accuracy and completeness of the accounting records, particulars and information provided and disclosure of all material and relevant information. You are required to arrange for reasonable access by us to relevant individuals and documents, and shall be responsible for both the completeness and

accuracy of the information supplied to us. Any advice given to you is only an opinion based on our knowledge of your particular circumstances. You or your staff are responsible for maintaining and regularly balancing all books of accounts, and the maintenance of an adequate accounting and internal control system. You have obligations under self assessment to keep full and proper records in order to facilitate the preparation of accurate returns.

A taxpayer is responsible under self assessment to keep full and proper records in order to facilitate the preparation of a correct return. Whilst the Commissioner of Taxation will accept claims made by a taxpayer in an income tax return and issue a notice of assessment, usually without adjustment, the return may be subject to later review. Under the taxation law such a review may take place within a period of up to four (4) years after tax becomes due and payable under the assessment. Furthermore, where there is fraud or evasion there is no time limit on amending the assessment. Accordingly, you should check the return before it is signed to ensure that the information in the return is accurate.

Professional fees and payments

Fees for our services are as per the attached quotation / as per our schedule of fees published on our website / as agreed. All our fees must be paid prior to lodgement of tax return or other such documents.

Information relating to your affairs

Our firm may from time to time use the services of third party contractors to perform some of the services we are engage to perform for you. You hereby authorises us to disclose information relating to that client's affairs to all such third party contractors as we may choose to engage to perform such work.

From time to time our firm and our third party contractors may engage external IT service providers (including in relation to 'cloud computing' services) in the performance of services under this engagement. You hereby authorise us and our third party contractors to disclose information relating to those client's affairs to all such external IT service providers as we or our third party contractors may choose to engage.

Documents

Before we lodge any documentation on your behalf, we will contact or forward draft documentation for your approval. We shall endeavour to ensure that documentation is lodged with the relevant departments by the due dates, provided all information and documentation is received in our office at least 20 (twenty) working days earlier to allow us adequate time for preparation and lodgement of the documentation.

Responsibility for Accounting and internal control systems

We advise that the responsibility for the maintenance of an accounting and internal control systems rests with you (the client), including the protection of and prevention against fraud. You will be responsible for the maintenance and keeping of books of account.

You are responsible for the information contained in any statutory return and you must retain all necessary supporting documentation to substantiate your transaction. We shall not take responsibility for any failure on your behalf to maintain adequate records.

Ownership of documents

All original documents obtained from you arising from the engagement shall remain your property. However, we reserve the right to make a reasonable number of copies of the original documents for our records.

Final financial statements, tax returns and any other documents which we are engaged to prepare, together with any other original documents given to us, shall remain your property. Any other document prepared by us or on our behalf including general journals, working papers, the general ledger, draft financial statements and/or tax returns, will remain our property subject to any statutory obligations.

The firm has a policy of exploring a legal right of lien over any client documents in our possession in the event of a dispute. The firm has also established dispute resolution processes.

Limitation of Liability

Our liability is limited by a scheme approved under Professional Standards Legislation.

You (the client) agree that our liability will be limited to the fee rendered for the professional services we have provided to you which has given rise to the event in respect of which you have made a claim.

Privacy

We undertake to take every reasonable precaution to keep your records confidential and safe. We may disclose information provided by you to other accounting and audit professionals to complete your work, in which case we will endeavour to ensure that we obtain similar undertakings from them.

Auditor Engagement

By signing this engagement letter, the trustees authorise SuperHelp Australia Pty Ltd to engage one of the auditors from their audit panel to audit their SMSF. The trustees understand that auditors may change time to time for their fund depending on their availability.

Yours faithfully

For and on behalf of SuperHelp Australia Pty Ltd

Confirmed and accepted by

SMSF Fund name : RN and CB Rose Fund

Trustee 1 Name . . : Roger Noel Rose

Trustee 1 signature : *Roger Noel Rose* Date : 02 Dec 2022

Trustee 2 Name . . : Catherin Beverley Rose

Trustee 2 signature : *Catherine B Rose* Date : 02 Dec 2022



Document Details

Title	SMSF Annual Admin Order Forms 2022.pdf
File Name	Annual_Admin_Order_Acctg_Engagement_Letter_2022.pdf
Document ID	13429586b2e54885b67a616d61ca381e
Fingerprint	a0692b68a96dcd7f134903c35f09b457
Status	Completed

Document History

Document Created	Document Created by Superhelp Australia Pty Ltd (support@superhelp.com.au) Fingerprint: 4b90acd79a08805549b0b05ec8e03d03	02 Dec 2022 01:50PM Australia/Sydney
Document Sent	Document Sent to Roger Noel Rose (rogerroseau@yahoo.com.au)	02 Dec 2022 01:50PM Australia/Sydney
Document Viewed	Document Viewed by Roger Noel Rose (rogerroseau@yahoo.com.au) IP: 220.240.53.121	02 Dec 2022 01:51PM Australia/Sydney
Document Signed	Document Signed by Roger Noel Rose (rogerroseau@yahoo.com.au) IP: 220.240.53.121	02 Dec 2022 01:55PM Australia/Sydney
Document Completed	This document has been completed. Fingerprint: a0692b68a96dcd7f134903c35f09b457	02 Dec 2022 01:55PM Australia/Sydney

RN & CB Rose Fund
Projected Investment Strategy

Insurance

The Trustees have considered and consulted Professional Advice where necessary to ensure that all fund members have the correct type and level of insurance. Insurance may be held within or outside the SMSF. In general the substantial guaranteed incomes of both members through CSS pension means that there is no requirement for insurance.

Review and Monitoring

The trustees will monitor and review the fund's investment activities on a regular basis and to communicate with the members should they feel that any change in strategy is necessary in order to achieve the fund's objective.

Date: 14/12/2022



.....
Roger Noel Rose



.....
Catherine Beverley Rose

RN and CB Rose Fund
ABN: 39 674 187 554

Minutes of meeting of trustees

Date: 28 November 2022

Time commenced: 3.00pm

Place: 23 Bragg Street Hackett

Chaired by: Roger Rose

Attendees: Roger Rose and Catherine Rose

Subject: Investment strategy

The Fund's Investment Strategy was reviewed. No changes were found to be necessary.

Catherine Rose

[Signature]

D - Pension Documentation

2022 Financial Year

Preparer Jelly Cadiang

Reviewer Steven Lee

Status Completed

Supporting Documents

- Transfer Balance Account Summary [Report](#)
- Pension Summary Report [Report](#)

Standard Checklist

- Attach Actuarial Certificate
- Attach documentation supporting any pensions commenced during the financial year
- Attach documentation supporting any pensions commuted during the financial year
- Ensure correct Transfer Balance Account Reports have been lodged with the ATO

RN & CB Rose Fund

Pension Summary

As at 30 June 2022

Member Name : Rose, Roger Noel

Member Age : 74* (Date of Birth : Provided)

Member Code	Pension Type	Pension Start Date	Tax Free	Min / PF	Minimum	Maximum	Gross Pension Payments	PAYG	Net Pension Payment	Amount to reach Minimum
ROSROG 00001P	Account Based Pension	01/07/2007	100.00 %	2.50%	\$20,910.00*	N/A	\$20,910.00	\$0.00	\$20,910.00	\$0.00

*COVID-19 50% reduction has been applied to the minimum pension amount.

					\$20,910.00	\$0.00	\$20,910.00	\$0.00	\$20,910.00	\$0.00
--	--	--	--	--	--------------------	---------------	--------------------	---------------	--------------------	---------------

Total :

					\$20,910.00	\$0.00	\$20,910.00	\$0.00	\$20,910.00	\$0.00
--	--	--	--	--	--------------------	---------------	--------------------	---------------	--------------------	---------------

*Age as at 01/07/2021 or pension start date for new pensions.

RN & CB Rose Fund

Transfer Balance Account Summary

For The Period 01 July 2021 - 30 June 2022

Member	Pension Type	Date	Lodgment Date	Transaction Type	Event Type	Debit	Credit	Balance	Cap Limit	Remaining Cap
Catherine Beverley Rose										
Roger Noel Rose										
	Below Cap									
		01/07/2021		Cap Indexation (64.00%) - Highest TBA (579964.74/ 1600000.00)	N/A			1,664,000.00		1,084,035.26
		01/07/2021		Opening Balance				579,964.74	1,664,000.00	1,084,035.26

E - Estate Planning

2022 Financial Year

Preparer Jelly Cadiang

Reviewer Steven Lee

Status Completed

Supporting Documents

No supporting documents

Standard Checklist

- Attach Death Benefit Nominations (if applicable)
- Attach Life Insurance Policies (if applicable)
- Attach Reversionary Pension documentation (if applicable)
- Attach SMSF Will (if applicable)
- Review current Estate planning to ensure it matches wishes of members