

---

# **Workpapers - 2022 Financial Year**

## **Chuattini Family Super Fund**

Preparer: Kelly Fu

Reviewer: Kelly Fu

Printed: 13 February 2023

---

## Lead Schedule

2022 Financial Year

Code	Workpaper	CY Balance	LY Balance	Change	Status
23800	Distributions Received	(\$239.71)	(\$103.96)	130.58%	Completed
23900	Dividends Received	(\$2,638.95)	(\$1,736.44)	51.97%	Completed
24200	Contributions	(\$16,479.79)	(\$39,036.61)	(57.78)%	Completed
24700	Changes in Market Values of Investments	(\$93,650.59)	(\$10,350.37)	804.8%	Completed
25000	Interest Received	(\$0.10)	(\$0.41)	(75.61)%	Completed
28000	Property Income	(\$86,363.57)		100%	Completed
28500	Transfers In	(\$32,577.10)	(\$334,791.00)	(90.27)%	Completed
30100	Accountancy Fees	\$3,190.00		100%	Completed
30400	ATO Supervisory Levy	\$518.00		100%	Completed
30700	Auditor's Remuneration	\$935.00		100%	Completed
31500	Bank Charges	\$116.00	\$16.00	625%	Completed
32800	Borrowing Costs	\$1,750.00	\$1,750.00	0%	Completed
37900	Interest Paid	\$48.00	\$4.45	978.65%	Completed
38000	Insurance	\$740.00		100%	Completed
41980	Property Expenses - Insurance Premium	\$2,258.03	\$2,248.62	0.42%	Completed
42010	Property Expenses - Interest on Loans	\$46,652.82		100%	Completed
42060	Property Expenses - Repairs Maintenance	\$250.00		100%	Completed

Code	Workpaper	CY Balance	LY Balance	Change	Status
48500	Income Tax Expense	\$8,490.93	(\$940.96)	(1002.37)%	Completed
49000	Profit/Loss Allocation Account	\$167,001.03	\$382,940.68	(56.39)%	Completed
50000	Members	(\$549,941.71)	(\$382,940.68)	43.61%	Completed
60400	Bank Accounts	\$44.32	(\$3,648.40)	(101.21)%	Completed
61800	Distributions Receivable	\$178.98	\$69.02	159.32%	Completed
64000	Formation Expenses	\$2,200.00	\$2,200.00	0%	N/A - Not Applicable
66000	Prepaid Borrowing Expenses	\$5,250.00	\$7,000.00	(25)%	Completed
77250	Real Estate Properties (Australian - Non Residential)	\$1,325,000.00	\$1,140,519.60	16.18%	Completed
77600	Shares in Listed Companies (Australian)	\$175,568.38	\$237,150.37	(25.97)%	Completed
78200	Units in Listed Unit Trusts (Australian)	\$45,584.92	\$13,459.13	238.69%	Completed
84000	GST Payable/Refundable	\$8,730.04		100%	Completed
85000	Income Tax Payable /Refundable	(\$8,490.93)	\$940.96	(1002.37)%	Completed
85500	Limited Recourse Borrowing Arrangements	(\$995,962.05)	(\$1,014,750.00)	(1.85)%	Completed
88000	Sundry Creditors	(\$8,161.95)		100%	Completed
A	Financial Statements				N/A - Not Applicable
B	Permanent Documents				N/A - Not Applicable
C	Other Documents				N/A - Not Applicable

Code	Workpaper	CY Balance	LY Balance	Change	Status
D	Pension Documentation				N/A - Not Applicable
E	Estate Planning				N/A - Not Applicable



# 23800 - Distributions Received

2022 Financial Year

Preparer Kelly Fu

Reviewer Kelly Fu

Status Completed

Account Code	Description	CY Balance	LY Balance	Change
ASIA.AX	Betashares ASIA Technology Tigers Etf	(\$17.82)	(\$5.92)	201.01%
ESPO.AX	Vaneck Video Gaming And Esports Etf	(\$17.77)	(\$6.59)	169.65%
NDQ.AX	Betashares Nasdaq 100 Etf	(\$18.46)	(\$57.69)	(68)%
VAE.AX	Vanguard Ftse Asia Ex Japan Shares Index Etf	(\$21.21)		100%
VAF.AX	Vanguard Australian Fixed Interest Index Etf	(\$6.83)		100%
VAS.AX	Vanguard Australian Shares Index Etf		(\$15.42)	100%
VDHG.AX	Vanguard Diversified High Growth Index Etf	(\$90.90)		100%
VGS.AX	Vanguard Msci Index International Shares Etf	(\$66.72)	(\$18.34)	263.79%
<b>TOTAL</b>		<b>CY Balance</b>	<b>LY Balance</b>	
		(\$239.71)	(\$103.96)	

## Supporting Documents

- Investment Income Comparison Report [Report](#)
- Distribution Reconciliation Report [Report](#)
- ASIA\_Tax\_Statement\_2021\_22.pdf [ASIA.AX](#)
- ESPO\_Tax\_Statement\_2021\_22.pdf [ESPO.AX](#)
- NDQ\_Tax\_Statement\_2021\_22.pdf [NDQ.AX](#)
- VAE\_Issuer\_Annual\_Tax\_Statement\_2022\_08\_04.pdf [VAE.AX](#)
- VAF\_Issuer\_Annual\_Tax\_Statement\_2022\_08\_04.pdf [VAF.AX](#)
- VDHG\_Issuer\_Annual\_Tax\_Statement\_2022\_08\_04.pdf [VDHG.AX](#)
- VGS\_Issuer\_Annual\_Tax\_Statement\_2022\_08\_04.pdf [VGS.AX](#)

## Standard Checklist

- Attach a copy of all Tax Statements.
- Attach a copy of Distribution Reconciliation Report
- Ensure all Distributions have been reviewed on [Distribution Tax Automation](#)





# Chuattini Family Super Fund Distribution Reconciliation Report

For The Period 01 July 2021 - 30 June 2022

Date	Non Primary Production Income (A) * <sub>1</sub>					Distributed Capital Gains (B) * <sub>2</sub>					Foreign Income * <sub>3</sub>		Non-Assessable			Taxable Income
	Payment Received	Franked	Unfranked	Interest/ Other	Franking Credits	Discounted (After Discount)	Rate * <sub>5</sub>	CGT Concession	Indexed	Other	Foreign Income	Foreign Credits	Tax Exempt	Tax Free	Tax Deferred / * <sub>6</sub> AMIT	
30/06/2022	0.00	0.00	0.00	0.85	0.00	21.97	I	21.96	0.00	0.00	111.11	17.95	0.00	0.00	(19.16)	151.88
	66.72	0.00	0.00	0.85	0.00	21.97		21.96	0.00	0.00	111.11	17.95	0.00	0.00	(19.16)	151.88
<i>Net Cash Distribution:</i>		66.73	<i>Variance^:</i>	<i>(0.01)</i>												
	<b>239.71</b>	<b>46.64</b>	<b>2.58</b>	<b>3.84</b>	<b>20.81</b>	<b>367.89</b>		<b>367.88</b>	<b>0.00</b>	<b>0.00</b>	<b>215.85</b>	<b>50.43</b>	<b>0.00</b>	<b>0.00</b>	<b>(284.96)</b>	<b>708.04</b>
<b>TOTAL</b>	<b>239.71</b>	<b>46.64</b>	<b>2.58</b>	<b>3.84</b>	<b>20.81</b>	<b>367.89</b>		<b>367.88</b>	<b>0.00</b>	<b>0.00</b>	<b>215.85</b>	<b>50.43</b>	<b>0.00</b>	<b>0.00</b>	<b>(284.96)</b>	<b>708.04</b>

## Total Distributed Gains

Discount Rate	Discounted	Gross
Superfund 1/3	0.00	0.00
Individual 50%(I)	367.89	735.77
<b>Total</b>	<b>367.89</b>	<b>735.77</b>

## \*<sub>1</sub> Summary of Non Primary Production Income (A)

Tax Label	Franked	Unfranked	Interest/Other	Less Other Deduction	Income Before Credits * <sub>7</sub>	Franking Credits	Total Including Credits
11M Gross trust distributions	46.64	2.58	3.84	0.00	53.06	20.81	<b>73.87</b>

\*<sub>2</sub> Forms part of the Net Capital Gains calculation for Tax Label 11A.

\*<sub>3</sub> Forms part of the Foreign Credits calculation for Tax Label 11D, D1, 13C1.

\*<sub>4</sub> Taxable Income is designed to match Tax Statement provided by Fund Manager.

Taxable Income in the SMSF Annual Return will be different due to application of Capital Losses in Net Capital Gain calculation and application of different discount method.

\*<sub>5</sub> This is the discount rate selected for the transaction. "S" being Super Funds at 1/3 and "I" being Individual at 50%.

\*<sub>6</sub> AMIT cost base net increase is reflected as negative amount i.e. negative tax deferred and AMIT cost base net decrease is reflected as positive amount i.e. positive tax deferred.

\*<sub>7</sub> Sum of Income Before Credits reconciles with Taxable Trust Distributions in Statement of Taxable Income.

^ Variance between Payment Received and Net Cash Distribution.

# Chuattini Family Super Fund

## Investment Income Comparison Report

As at 30 June 2022

Investment	Ledger Data				ASX & UUT Data						
	Transaction Date	Income Amount	Franking Credit	Date Payable	Ex Div/Dist Date	Units On Hand	45 Day Qualified	Amount per share/unit	Estimated Income	Estimated Franking*	
<b>Reconciled</b>											
<b>Shares in Listed Companies (Australian)</b>											
ACL.AX	Australian Clinical Labs Limited	21/04/2022	120.00	51.43	21/04/2022	25/03/2022	1,000.00	1,000.00	0.1200	120.00	51.43
ADH.AX	Adairs Limited	14/04/2022	120.00	51.43	14/04/2022	21/03/2022	1,500.00	1,500.00	0.0800	120.00	51.43
AEF.AX	Australian Ethical Investment Limited	16/09/2021	38.25	16.39	16/09/2021	01/09/2021	765.00	765.00	0.0500	38.25	16.39
AEF.AX	Australian Ethical Investment Limited	17/03/2022	18.00	7.71	17/03/2022	02/03/2022	600.00	600.00	0.0300	18.00	7.71
AX1.AX	Accent Group Limited	16/09/2021	78.00	33.43	16/09/2021	08/09/2021	2,400.00	2,400.00	0.0325	78.00	33.43
AX1.AX	Accent Group Limited	17/03/2022	60.00	25.71	17/03/2022	09/03/2022	2,400.00	2,400.00	0.0250	60.00	25.71
BEN.AX	Bendigo And Adelaide Bank Limited	31/03/2022	132.50	56.79	31/03/2022	07/03/2022	500.00	500.00	0.2650	132.50	56.79
BKW.AX	Brickworks Limited	24/11/2021	80.00	34.29	24/11/2021	02/11/2021	200.00	200.00	0.4000	80.00	34.29
BKW.AX	Brickworks Limited	03/05/2022	44.00	18.86	03/05/2022	11/04/2022	200.00	200.00	0.2200	44.00	18.86
BTI.AX	Bailador Technology Investments Limited	08/09/2021	56.00	18.67	08/09/2021	23/08/2021	4,000.00	4,000.00	0.0140	56.00	18.67
DUR.AX	Duratec Limited	10/05/2022	60.00	25.71	10/05/2022	12/04/2022	12,000.00	12,000.00	0.0050	60.00	25.71
EOL.AX	Energy One Limited	18/10/2021	72.66		18/10/2021	29/09/2021	1,211.00	1,211.00	0.0600	72.66	0.00
HLA.AX	Healthia Limited	24/03/2022	40.00	17.14	24/03/2022	03/03/2022	2,000.00	2,000.00	0.0200	40.00	17.14
HVN.AX	Harvey Norman Holdings Limited	15/11/2021	133.20	57.09	15/11/2021	15/10/2021	888.00	888.00	0.1500	133.20	57.09
HVN.AX	Harvey Norman Holdings Limited	02/05/2022	177.60	76.11	02/05/2022	31/03/2022	888.00	888.00	0.2000	177.60	76.11
JIN.AX	Jumbo Interactive Limited	24/09/2021	18.50	7.93	24/09/2021	02/09/2021	100.00	100.00	0.1850	18.50	7.93
NHF.AX	Nib Holdings Limited	04/04/2022	88.00	37.71	04/04/2022	03/03/2022	800.00	800.00	0.1100	88.00	37.71
PPE.AX	Peoplein Limited	01/10/2021	78.90	33.81	01/10/2021	03/09/2021	1,315.00	1,315.00	0.0600	78.90	33.81
PPE.AX	Peoplein Limited	29/03/2022	85.48	36.63	29/03/2022	25/02/2022	1,315.00	1,315.00	0.0650	85.48	36.63
S32.AX	South32 Limited	07/10/2021	66.28	28.41	07/10/2021	09/09/2021	888.00	888.00	0.0746	66.28	28.41

# Chuattini Family Super Fund

## Investment Income Comparison Report

As at 30 June 2022

Investment	Ledger Data				ASX & UUT Data						
	Transaction Date	Income Amount	Franking Credit	Date Payable	Ex Div/Dist Date	Units On Hand	45 Day Qualified	Amount per share/unit	Estimated Income	Estimated Franking*	
S32.AX	South32 Limited	07/04/2022	106.10	45.47	07/04/2022	10/03/2022	888.00	888.00	0.1195	106.10	45.47
SIQ.AX	Smartgroup Corporation Ltd	16/09/2021	45.50	19.50	16/09/2021	01/09/2021	260.00	260.00	0.1750	45.50	19.50
SIQ.AX	Smartgroup Corporation Ltd	23/03/2022	127.40	54.60	23/03/2022	08/03/2022	260.00	260.00	0.4900	127.40	54.60
SOL.AX	Washington H Soul Pattinson & Company Limited	13/05/2022	48.72	20.88	13/05/2022	20/04/2022	168.00	168.00	0.2900	48.72	20.88
SUL.AX	Super Retail Group Limited	07/10/2021	257.40	110.31	07/10/2021	23/08/2021	468.00	468.00	0.5500	257.40	110.31
SUL.AX	Super Retail Group Limited	14/04/2022	126.36	54.15	14/04/2022	07/03/2022	468.00	468.00	0.2700	126.36	54.15
TWE.AX	Treasury Wine Estates Limited	01/10/2021	80.60	34.54	01/10/2021	01/09/2021	620.00	620.00	0.1300	80.60	34.54
TWE.AX	Treasury Wine Estates Limited	01/04/2022	70.50	30.21	01/04/2022	02/03/2022	470.00	470.00	0.1500	70.50	30.21
WBC.AX	Westpac Banking Corporation	21/12/2021	120.00	51.43	21/12/2021	05/11/2021	200.00	200.00	0.6000	120.00	51.43
WBC.AX	Westpac Banking Corporation	24/06/2022	122.00	52.29	24/06/2022	19/05/2022	200.00	200.00	0.6100	122.00	52.29
			<b>2,671.95</b>	<b>1,108.63</b>					<b>5.5506</b>	<b>2,671.95</b>	<b>1,108.63</b>
<b>Units in Listed Unit Trusts (Australian)</b>											
VAF.AX	Vanguard Australian Fixed Interest Index Etf	20/04/2022	6.83		20/04/2022	01/04/2022	66.00	66.00	0.1793	11.83	0.00
VAF.AX	Vanguard Australian Fixed Interest Index Etf	30/06/2022	5.00	0.00							
ASIA.AX	Betashares ASIA Technology Tigers Etf	30/06/2022	31.82	0.00							
ASIA.AX	Betashares ASIA Technology Tigers Etf				18/07/2022	01/07/2022	400.00	400.00	0.0796	31.82	0.00
ESPO.AX	Vaneck Video Gaming And Esports Etf	30/06/2022	31.77	0.00							
ESPO.AX	Vaneck Video Gaming And Esports Etf				25/07/2022	01/07/2022	353.00	353.00	0.0900	31.77	0.00
NDQ.AX	Betashares Nasdaq 100 Etf				19/01/2022	04/01/2022	88.00	88.00	0.0000	0.00	
NDQ.AX	Betashares Nasdaq 100 Etf	30/06/2022	284.46	0.00							
NDQ.AX	Betashares Nasdaq 100 Etf				18/07/2022	01/07/2022	338.00	338.00	0.8416	284.46	0.00

# Chuattini Family Super Fund

## Investment Income Comparison Report

As at 30 June 2022

Investment		Ledger Data			ASX & UUT Data						
		Transaction Date	Income Amount	Franking Credit	Date Payable	Ex Div/Dist Date	Units On Hand	45 Day Qualified	Amount per share/unit	Estimated Income	Estimated Franking*
VAE.AX	Vanguard Ftse Asia Ex Japan Shares Index Etf	20/04/2022	8.01		20/04/2022	01/04/2022	90.00	90.00	0.1668	15.01	0.00
VAE.AX	Vanguard Ftse Asia Ex Japan Shares Index Etf	30/06/2022	35.20	0.00							
VAE.AX	Vanguard Ftse Asia Ex Japan Shares Index Etf				18/07/2022	01/07/2022	90.00	90.00	0.3134	28.20	0.00
VDHG.AX	Vanguard Diversified High Growth Index Etf	30/06/2022	179.90	20.81							
VDHG.AX	Vanguard Diversified High Growth Index Etf				18/07/2022	01/07/2022	150.00	150.00	1.1993	179.90	19.99
VGS.AX	Vanguard Msci Index International Shares Etf	18/10/2021	8.39		18/10/2021	01/10/2021	42.00	42.00	0.3426	14.39	0.00
VGS.AX	Vanguard Msci Index International Shares Etf	19/01/2022	14.73		19/01/2022	04/01/2022	62.00	62.00	0.4312	26.73	0.00
VGS.AX	Vanguard Msci Index International Shares Etf	20/04/2022	22.77		20/04/2022	01/04/2022	100.00	100.00	0.4077	40.77	0.00
VGS.AX	Vanguard Msci Index International Shares Etf	30/06/2022	90.83	0.00							
VGS.AX	Vanguard Msci Index International Shares Etf				18/07/2022	01/07/2022	100.00	100.00	0.5483	54.83	0.00
			<b>719.71</b>	<b>20.81</b>					<b>4.5998</b>	<b>719.72</b>	<b>19.99</b>
			<b>3,391.66</b>	<b>1,129.44</b>					<b>10.1504</b>	<b>3,391.67</b>	<b>1,128.62</b>

\*Franking credit is estimated using 45 day qualified units. The estimation might not be accurate for preference shares and hedging arrangements.

^Cancelled dividend



# BetaShares

## Exchange Traded Funds

Responsible Entity: BetaShares Capital Ltd  
ABN 78 139 566 868 | AFSL 341181  
ARSN 626 788 967

All Registry communications to:  
C/- Link Market Services Limited  
Locked Bag A14, Sydney South, NSW, 1235  
Telephone: +61 1300 420 094  
ASX Code: ASIA  
Email: [betashares@linkmarketservices.com.au](mailto:betashares@linkmarketservices.com.au)  
Website: [www.linkmarketservices.com.au](http://www.linkmarketservices.com.au)



047 478019

DR ALVIN KIAN CHUNG CHUA &  
DR ANNA TANIA-ADA SCHETTINI  
<CHUATTINI FAM SF A/C>  
PO BOX 516  
MAGILL SA 5072

Date: 31 July 2022  
Reference No.: X\*\*\*\*\*0721

### BETASHARES ASIA TECHNOLOGY TIGERS ETF Attribution Managed Investment Trust Member Annual Statement for the year ended 30 June 2022

#### Part A : Summary of 2022 tax return (supplementary section) items for a resident individual

Tax return (supplementary section)	Amount	Tax return label
Share of net income from trusts, less net capital gains, foreign income and franked distributions	\$0.00	13U
Franked distribution from trusts	\$0.00	13C
Share of franking credits from franked dividends	\$0.00	13Q
Share of credit for tax file number amounts withheld from interest, dividends and unit trust	\$14.00	13R
Share of credit for foreign resident withholding amounts (excluding capital gains)	\$0.00	13A
Net capital gain	\$10.35	18A
Total current year capital gains	\$20.70	18H
CFC Income	\$0.00	19K
Assessable foreign source income	\$20.66	20E
Other net foreign source income	\$20.66	20M
Australian franking credits from a New Zealand franking company	\$0.00	20F
Foreign income tax offset *	\$9.54	20O

\*To work out your foreign income tax offset (FITO) entitlement, see the '20 Foreign source income and foreign assets or property' section of the instructions for the 2022 Tax Return for Individuals (Supplementary Section) or the Guide to foreign tax offset rules 2022.

#### Capital gains tax information - Additional information for item 18

	Amount	
Capital gains - Discounted method	\$20.70	(grossed up amount)
Capital gains - Other method	\$0.00	
<b>Total current year capital gains</b>	<b>\$20.70</b>	



Part B: Components of attribution	Tax paid or franking credit gross up	Attributable amount
<b>Australian Income</b>		
Interest (subject to non - resident withholding tax)		\$0.00
Interest (not subject to non - resident withholding tax)		\$0.00
Dividends - unfranked amount declared to be CFI		\$0.00
Dividends - unfranked amount not declared to be CFI		\$0.00
Other assessable Australian income (Other)		\$0.00
Other assessable Australian income (NCMI)		\$0.00
Other assessable Australian income (Excluded from NCMI)		\$0.00
Other assessable Australian income (CBMI)		\$0.00
<b>Non-primary production income</b>		<b>\$0.00</b>
<b>Dividends - Franked amount (Franked distributions)</b>	<b>\$0.00</b>	<b>\$0.00</b>
<b>Capital Gains</b>		
Capital gains – Discounted method TAP (Other)		\$0.00
Capital gains – Discounted method TAP (NCMI)		\$0.00
Capital gains – Discounted method TAP (Excluded from NCMI)		\$0.00
Capital gains – Discounted method TAP (CBMI)		\$0.00
Capital gains - Discounted method NTAP		\$10.35
Taxable foreign capital gains - Discounted method	\$0.00	\$0.00
Capital gains – Other method TAP (Other)		\$0.00
Capital gains – Other method TAP (NCMI)		\$0.00
Capital gains – Other method TAP (Excluded from NCMI)		\$0.00
Capital gains – Other method TAP (CBMI)		\$0.00
Capital gains - Other method NTAP		\$0.00
Taxable foreign capital gains - Other method	\$0.00	\$0.00
<b>Net capital gains</b>	<b>\$0.00</b>	<b>\$10.35</b>
AMIT CGT gross up amount		\$10.35
Other capital gains distribution		
<b>Total current year capital gains</b>	<b>\$0.00</b>	<b>\$20.70</b>
<b>Foreign income</b>		
Other net foreign source income	\$9.54	\$20.66
<b>Assessable foreign source income</b>	<b>\$9.54</b>	<b>\$20.66</b>
Australian franking credit from a New Zealand franking company	\$0.00	\$0.00
CFC income		\$0.00
<b>Total foreign income</b>	<b>\$9.54</b>	<b>\$20.66</b>
<b>Non-assessable amounts</b>		
Net exempt income		\$0.00
Non-assessable non-exempt amount		\$0.00
Other non-attributable amounts		\$0.00
<b>Total Non-assessable amounts</b>		<b>\$0.00</b>
<b>Cash distribution</b>		
		<b>Cash amounts</b>
<b>Gross cash distribution</b>		<b>\$31.82</b>
Less: TFN amounts withheld		\$14.00
Less: Non-resident tax withheld on interest and dividends		\$0.00
Less: Non-resident tax withheld on fund payments		\$0.00
<b>Net cash distribution</b>		<b>\$17.82</b>
<b>Tax offsets</b>		
Franking credit tax offset from Australian resident companies		\$0.00
Foreign income tax offset - Other net foreign source income		\$9.54
Foreign income tax offset - Taxable foreign capital gains - Discounted method		\$0.00
Foreign income tax offset - Taxable foreign capital gains - Other method		\$0.00
Australian franking credit from a New Zealand franking company		\$0.00
<b>Total tax offsets</b>		<b>\$9.54</b>
<b>Attributed Managed Investment Trust ('AMIT') cost base</b>		
AMIT cost base net amount - excess (decrease cost base)		\$0.00
AMIT cost base net amount - shortfall (increase cost base)		\$0.00

#### Tax Guide

The Annual Tax Guide contains general information about how to use this statement when you prepare your 2022 Tax Return.

To view the 2022 Tax Guide, please visit: <http://www.betashares.com.au/TaxGuide>

This statement contains important information. Please retain it for taxation purposes as a charge may be levied for replacement. To view or change your Unitholder details, please visit our investor website at [www.linkmarketservices.com.au](http://www.linkmarketservices.com.au)

Stay informed with the latest investment news, economic insights, and portfolio construction information. Subscribe to BetaShares' weekly newsletter [www.betashares.com.au/subscribe](http://www.betashares.com.au/subscribe)



DR ALVIN KIAN CHUNG CHUA &  
DR ANNA TANIA-ADA SCHETTINI  
<CHUATTINI FAM SF A/C>  
PO BOX 516  
MAGILL SA 5072

Statement date: 29 July 2022

Reference no.: X\*\*\*\*\*0721

## Tax statement for the year ended 30 June 2022

Incorporating an AMMA statement required under the Income Tax Assessment Act 1997



### Important Note – Requirement to certify tax residence

Issuers of financial products are required by law to collect certifications of client's tax residency. Our records indicate that you have not yet done this. Please visit [www.linkmarketservices.com.au](http://www.linkmarketservices.com.au) at your earliest convenience to complete the questionnaire.

### Part B - Information for resident investors to complete their tax return

The tables on page 2 contain the information to be inserted into your tax return.

If you use a tax agent to prepare your income tax return, advise them to rely on the information in this statement rather than information that may be displayed in the tax agent's pre-filing service.

If you use myTax to prepare your income tax return, check the pre-filled amounts against this statement and correct them if necessary.

The information provided below assumes you were a resident of Australia for income tax purposes for the whole of the financial year. Additional information provided in Part C may be required by some taxpayers when completing their tax return. Information in Parts C and D may be relevant to capital gains tax calculations on disposal of your units.

We are required to report the information shown on this statement to the Australian Taxation Office. Please retain this statement for income tax purposes.

## Part B - Information for resident investors to complete their tax return

The four tables contain the information to be inserted into your tax return. They follow the structure of the *Tax Return for individuals (supplementary section) 2022*. Each line identifies a *Tax return label* to indicate where in the tax return the numbers below are to be inserted. On the tax return these labels are the white letters inside coloured boxes.

### Partnerships and trusts – Non-primary production

Item	Amount	Tax return label
Share of net income from trusts	\$0.00	13U
Franked distributions from trusts	\$0.00	13C

### Share of credits from income and tax offsets

Item	Amount	Tax return label
Share of franking credit from franked dividends	\$0.00	13Q
Share of credit for tax file number amounts withheld	\$14.00	13R

### Capital Gains

Item	Amount	Tax return label
Net capital gain*	\$0.00	18A
Total current year capital gains	\$0.00	18H

### Foreign Source Income and foreign assets or property

Item	Amount	Tax return label
Assessable foreign source income	\$18.55	20E
Other net foreign source income	\$18.55	20M
Foreign income tax offset**	\$2.87	20O

\*You may have capital losses from the sale of your units or from other sources to offset against this amount.

\*\*Where the foreign income tax offset amount shown is more than \$1,000 you should consult the Australian Taxation Office's *Guide to foreign income tax offset rules 2022* to determine whether you are entitled to claim the full amount.

Enquiries about this statement can be made to [enquiries@vaneck.com.au](mailto:enquiries@vaneck.com.au).

## Part C: Components of attribution

	Tax paid or Franking credit (grossed up)	Attributable amount
<b>Australian Income</b>		
Dividends - Unfranked amount		\$0.00
Dividends - Unfranked CFI amount		\$0.00
Interest (subject to non - resident withholding tax)		\$0.00
Interest (not subject to non - resident withholding tax)		\$0.00
NCMI		\$0.00
Excluded from NCMI		\$0.00
Clean building MIT income		\$0.00
Other income		\$0.00
<b>Non-primary production income</b>		
<b>Dividends - Franked amount</b>	\$0.00	\$0.00
<b>Capital Gains</b>		
Capital gains - Discounted method TAP		\$0.00
Capital gains - Discounted method NTAP		\$0.00
Capital gains - Other method TAP		\$0.00
Capital gains - Other method NTAP		\$0.00
<b>Net Capital Gains</b>		
AMIT CGT gross up amount		\$0.00
Other capital gains distribution		\$0.00
<b>Total current year capital gains</b>		\$0.00
<b>Foreign Income</b>		
<b>Assessable foreign income</b>	\$2.87	\$18.55
CFC income		\$0.00
<b>Total foreign income</b>	\$2.87	\$18.55
<b>Other Non-Assessable Amounts</b>		
Net exempt income		\$0.00
Non-Assessable non-exempt amount		\$0.00
Other non-attributable amounts		\$16.09
<b>Total Non-Assessable amounts</b>		\$16.09
<b>Total</b>	\$34.64	
Less: Gross-Ups	\$2.87	
Less: attributed amounts not paid in cash*	\$0.00	
<b>Gross Cash Distribution</b>	\$31.77	
<b>Other deductions from Distribution</b>		
Less: Withheld tax amount	\$14.00	
<b>Net Cash Distribution</b>	\$17.77	

\*It is no longer a tax law requirement that amounts to be included in your tax return have to be paid to you in cash. This can give rise to a cost base adjustment. See table E on the next page.

## Part D: Tax offsets

<b>Tax offsets</b>	<b>Amount</b>
Franking credit tax offset	\$0.00
Foreign income tax offset	\$2.87
<b>Total tax offsets</b>	<b>\$2.87</b>

The foreign income tax offset is split as follows:

referable to income	100%
referable to capital gains	0%
	<hr/>
	100%

## Part E: Attribution Managed Investment Trust ('AMIT') cost base adjustments

AMIT cost base net increase amount	\$0.00
AMIT cost base net decrease amount	\$16.09

## Part F: Payment summary information for the year ended 30 June 2022 (for non-resident unitholders only)

Total fund payment	\$0.00
Total amounts withheld from fund payment	\$0.00

## 2022 Dividend Payment Summary

Payment Date	No. of Units	Dividend Payment Rate	Gross Dividend Amount	Tax Withheld	Net Dividend Amount
25/07/2022	353	\$0.0900	\$31.77	\$14.00	\$17.77
<b>Total</b>			<b>\$31.77</b>	<b>\$14.00</b>	<b>\$17.77</b>

## Periodic statement

Your 2022 periodic or exit statement will be available online at <https://investorcentre.linkmarketservices.com.au> from around 27 September 2022. If you require a paper copy of a statement you can call +61 1300 68 38 37.

## Further information

The Fund's product disclosure statement and latest available half-year and annual financial reports are accessible at <https://www.vaneck.com.au> or by calling +61 1300 68 38 37.



# BetaShares

## Exchange Traded Funds

Responsible Entity: BetaShares Capital Ltd  
ABN 78 139 566 868 | AFSL 341181  
ARSN 169 907 564

All Registry communications to:  
C/- Link Market Services Limited  
Locked Bag A14, Sydney South, NSW, 1235  
Telephone: +61 1300 420 094  
ASX Code: NDQ  
Email: [betashares@linkmarketservices.com.au](mailto:betashares@linkmarketservices.com.au)  
Website: [www.linkmarketservices.com.au](http://www.linkmarketservices.com.au)



047 478231

DR ALVIN KIAN CHUNG CHUA &  
DR ANNA TANIA-ADA SCHETTINI  
<CHUATTINI FAM SF A/C>  
PO BOX 516  
MAGILL SA 5072

Date: 31 July 2022  
Reference No.: X\*\*\*\*\*0721

### BETASHARES NASDAQ 100 ETF Attribution Managed Investment Trust Member Annual Statement for the year ended 30 June 2022

#### Part A : Summary of 2022 tax return (supplementary section) items for a resident individual

Tax return (supplementary section)	Amount	Tax return label
Share of net income from trusts, less net capital gains, foreign income and franked distributions	\$0.01	13U
Franked distribution from trusts	\$0.00	13C
Share of franking credits from franked dividends	\$0.00	13Q
Share of credit for tax file number amounts withheld from interest, dividends and unit trust	\$266.00	13R
Share of credit for foreign resident withholding amounts (excluding capital gains)	\$0.00	13A
Net capital gain	\$275.51	18A
Total current year capital gains	\$551.02	18H
CFC Income	\$0.00	19K
Assessable foreign source income	\$28.47	20E
Other net foreign source income	\$28.47	20M
Australian franking credits from a New Zealand franking company	\$0.00	20F
Foreign income tax offset *	\$10.59	20O

\*To work out your foreign income tax offset (FITO) entitlement, see the '20 Foreign source income and foreign assets or property' section of the instructions for the 2022 Tax Return for Individuals (Supplementary Section) or the Guide to foreign tax offset rules 2022.

#### Capital gains tax information - Additional information for item 18

	Amount	
Capital gains - Discounted method	\$551.02	(grossed up amount)
Capital gains - Other method	\$0.00	
<b>Total current year capital gains</b>	<b>\$551.02</b>	

Part B: Components of attribution	Tax paid or franking credit gross up	Attributable amount
<b>Australian Income</b>		
Interest (subject to non - resident withholding tax)		\$0.00
Interest (not subject to non - resident withholding tax)		\$0.00
Dividends - unfranked amount declared to be CFI		\$0.00
Dividends - unfranked amount not declared to be CFI		\$0.00
Other assessable Australian income (Other)		\$0.01
Other assessable Australian income (NCMI)		\$0.00
Other assessable Australian income (Excluded from NCMI)		\$0.00
Other assessable Australian income (CBMI)		\$0.00
<b>Non-primary production income</b>		<b>\$0.01</b>
<b>Dividends - Franked amount (Franked distributions)</b>	<b>\$0.00</b>	<b>\$0.00</b>
<b>Capital Gains</b>		
Capital gains – Discounted method TAP (Other)		\$0.00
Capital gains – Discounted method TAP (NCMI)		\$0.00
Capital gains – Discounted method TAP (Excluded from NCMI)		\$0.00
Capital gains – Discounted method TAP (CBMI)		\$0.00
Capital gains - Discounted method NTAP		\$275.51
Taxable foreign capital gains - Discounted method	\$0.00	\$0.00
Capital gains – Other method TAP (Other)		\$0.00
Capital gains – Other method TAP (NCMI)		\$0.00
Capital gains – Other method TAP (Excluded from NCMI)		\$0.00
Capital gains – Other method TAP (CBMI)		\$0.00
Capital gains - Other method NTAP		\$0.00
Taxable foreign capital gains - Other method	\$0.00	\$0.00
<b>Net capital gains</b>	<b>\$0.00</b>	<b>\$275.51</b>
AMIT CGT gross up amount		\$275.51
Other capital gains distribution		
<b>Total current year capital gains</b>	<b>\$0.00</b>	<b>\$551.02</b>
<b>Foreign income</b>		
Other net foreign source income	\$10.59	\$28.47
<b>Assessable foreign source income</b>	<b>\$10.59</b>	<b>\$28.47</b>
Australian franking credit from a New Zealand franking company	\$0.00	\$0.00
CFC income		\$0.00
<b>Total foreign income</b>	<b>\$10.59</b>	<b>\$28.47</b>
<b>Non-assessable amounts</b>		
Net exempt income		\$0.00
Non-assessable non-exempt amount		\$0.00
Other non-attributable amounts		\$0.00
<b>Total Non-assessable amounts</b>		<b>\$0.00</b>
<b>Cash distribution</b>		
		<b>Cash amounts</b>
<b>Gross cash distribution</b>		<b>\$284.46</b>
Less: TFN amounts withheld		\$266.00
Less: Non-resident tax withheld on interest and dividends		\$0.00
Less: Non-resident tax withheld on fund payments		\$0.00
<b>Net cash distribution</b>		<b>\$18.46</b>
<b>Tax offsets</b>		
Franking credit tax offset from Australian resident companies		\$0.00
Foreign income tax offset - Other net foreign source income		\$10.59
Foreign income tax offset - Taxable foreign capital gains - Discounted method		\$0.00
Foreign income tax offset - Taxable foreign capital gains - Other method		\$0.00
Australian franking credit from a New Zealand franking company		\$0.00
<b>Total tax offsets</b>		<b>\$10.59</b>
<b>Attributed Managed Investment Trust ('AMIT') cost base</b>		
AMIT cost base net amount - excess (decrease cost base)		\$0.00
AMIT cost base net amount - shortfall (increase cost base)		\$284.45

#### Tax Guide

The Annual Tax Guide contains general information about how to use this statement when you prepare your 2022 Tax Return.

To view the 2022 Tax Guide, please visit: <http://www.betashares.com.au/TaxGuide>

This statement contains important information. Please retain it for taxation purposes as a charge may be levied for replacement. To view or change your Unitholder details, please visit our investor website at [www.linkmarketservices.com.au](http://www.linkmarketservices.com.au)

Stay informed with the latest investment news, economic insights, and portfolio construction information. Subscribe to BetaShares' weekly newsletter [www.betashares.com.au/subscribe](http://www.betashares.com.au/subscribe)

## Contact Us:



**Online:**  
www-au.computershare.com/Investor/Contact



**By Mail:**  
Computershare Investor Services Pty Limited  
GPO Box 2975 Melbourne  
Victoria 3001 Australia

## Enquiries:

(within Australia) 1300 757 905  
(international) +61 3 9415 4813

## Holder Identification Number (HIN)

HIN WITHHELD

009290 000 VAE



DR ALVIN KIAN CHUNG CHUA &  
DR ANNA TANIA-ADA SCHETTINI  
<CHUATTINI FAM SF A/C>  
PO BOX 516  
MAGILL SA 5072

## ATTRIBUTION MANAGED INVESTMENT TRUST MEMBER ANNUAL TAX STATEMENT FOR YEAR ENDED 30 JUNE 2022

The following tax return items are valid for Australian resident individual unitholders only.

PART A – SUMMARY OF 2022 TAX RETURN (SUPPLEMENTARY SECTION) ITEMS			
Item	Tax Return Label	Amount	
Share of net income from trusts, less net capital gains, foreign income and franked distributions	13U	\$0.00	
Franked distributions from trusts	13C	\$0.00	
Share of franking credits from franked dividends	13Q	\$0.00	
Share of credit for TFN amounts withheld	13R	\$22.00	
Share of credit for foreign resident withholding amounts	13A	\$0.00	
Net capital gain	18A	\$0.00	
Total current year capital gains	18H	\$0.00	
Assessable foreign source income	20E	\$47.87	
Other net foreign source income	20M	\$47.87	
Foreign income tax offset	20O	\$6.61	
PART B – COMPONENTS OF ATTRIBUTION			
Item	Cash Distribution	Tax Paid/Offsets	Attribution
<b>Australian Income</b>			
Unfranked distributions	\$0.00		\$0.00
Unfranked CFI distributions	\$0.00		\$0.00
Interest - subject to non resident WHT	\$0.00		\$0.00
Interest - not subject to non resident WHT	\$0.00		\$0.00
Other income - clean building MIT income	\$0.00		\$0.00
Other income - excluded from NCMI	\$0.00		\$0.00
Other income - NCMI	\$0.00		\$0.00
Other income	\$0.00		\$0.00
<b>Non primary production income</b>	<b>\$0.00</b>		<b>\$0.00</b>
<b>Franked distributions</b>	<b>\$0.00</b>	<b>\$0.00</b>	<b>\$0.00</b>
<b>Capital Gains</b>			
Discounted capital gains TAP - clean building MIT income	\$0.00		\$0.00
Discounted capital gains TAP - excluded from NCMI	\$0.00		\$0.00
Discounted capital gains TAP - NCMI	\$0.00		\$0.00
Discounted capital gains TAP	\$0.00		\$0.00
Discounted capital gains NTAP	\$2.89		\$0.00
Capital gains – other method TAP - clean building MIT income	\$0.00		\$0.00
Capital gains – other method TAP - excluded from NCMI	\$0.00		\$0.00
Capital gains – other method TAP - NCMI	\$0.00		\$0.00
Capital gains – other method TAP	\$0.00		\$0.00
Capital gains – other method NTAP	\$0.00		\$0.00
<b>Net capital gain</b>	<b>\$2.89</b>		<b>\$0.00</b>
AMIT CGT gross up amount			\$0.00
Other capital gains distribution	\$2.89		
<b>Total current year capital gains</b>	<b>\$5.78</b>		<b>\$0.00</b>
<b>Foreign Income</b>			
<b>Assessable foreign source income</b>	<b>\$37.43</b>	<b>\$6.61</b>	<b>\$47.87</b>
<b>Other Non-assessable Amounts</b>			
Non-assessable non-exempt amount	\$0.00		\$0.00
Net exempt income	\$0.00		
Other non-attributable amounts	\$0.00		
<b>Gross Amount</b>	<b>\$43.21</b>		<b>\$47.87</b>
AMIT cost base net amount - excess (reduce cost base)			\$1.95
AMIT cost base net amount - shortfall (increase cost base)			\$0.00
Less TFN amounts withheld	\$22.00		
Less non-resident withholding tax			
- Interest / dividend amounts withheld	\$0.00		
- Fund payment amounts withheld	\$0.00		
<b>Net Cash Distribution</b>	<b>\$21.21</b>		



## Contact Us:



**Online:**  
www-au.computershare.com/Investor/Contact



**By Mail:**  
Computershare Investor Services Pty Limited  
GPO Box 2975 Melbourne  
Victoria 3001 Australia

019512 000 VAF



DR ALVIN KIAN CHUNG CHUA &  
DR ANNA TANIA-ADA SCHETTINI  
<CHUATTINI FAM SF A/C>  
PO BOX 516  
MAGILL SA 5072

## Enquiries:

(within Australia) 1300 757 905  
(international) +61 3 9415 4813

## Holder Identification Number (HIN)

HIN WITHHELD

## ATTRIBUTION MANAGED INVESTMENT TRUST MEMBER ANNUAL TAX STATEMENT FOR YEAR ENDED 30 JUNE 2022

The following tax return items are valid for Australian resident individual unitholders only.

PART A – SUMMARY OF 2022 TAX RETURN (SUPPLEMENTARY SECTION) ITEMS			
Item	Tax Return Label	Amount	
Share of net income from trusts, less net capital gains, foreign income and franked distributions	13U	\$0.00	
Franked distributions from trusts	13C	\$0.00	
Share of franking credits from franked dividends	13Q	\$0.00	
Share of credit for TFN amounts withheld	13R	\$5.00	
Share of credit for foreign resident withholding amounts	13A	\$0.00	
Net capital gain	18A	\$0.00	
Total current year capital gains	18H	\$0.00	
Assessable foreign source income	20E	\$0.00	
Other net foreign source income	20M	\$0.00	
Foreign income tax offset	20O	\$0.00	
PART B – COMPONENTS OF ATTRIBUTION			
Item	Cash Distribution	Tax Paid/Offsets	Attribution
<b>Australian Income</b>			
Unfranked distributions	\$0.00		\$0.00
Unfranked CFI distributions	\$0.00		\$0.00
Interest - subject to non resident WHT	\$0.03		\$0.00
Interest - not subject to non resident WHT	\$9.03		\$0.00
Other income - clean building MIT income	\$0.00		\$0.00
Other income - excluded from NCMI	\$0.00		\$0.00
Other income - NCMI	\$0.00		\$0.00
Other income	\$0.00		\$0.00
<b>Non primary production income</b>	<b>\$9.06</b>		<b>\$0.00</b>
<b>Franked distributions</b>	<b>\$0.00</b>	<b>\$0.00</b>	<b>\$0.00</b>
<b>Capital Gains</b>			
Discounted capital gains TAP - clean building MIT income	\$0.00		\$0.00
Discounted capital gains TAP - excluded from NCMI	\$0.00		\$0.00
Discounted capital gains TAP - NCMI	\$0.00		\$0.00
Discounted capital gains TAP	\$0.00		\$0.00
Discounted capital gains NTAP	\$0.00		\$0.00
Capital gains – other method TAP - clean building MIT income	\$0.00		\$0.00
Capital gains – other method TAP - excluded from NCMI	\$0.00		\$0.00
Capital gains – other method TAP - NCMI	\$0.00		\$0.00
Capital gains – other method TAP	\$0.00		\$0.00
Capital gains – other method NTAP	\$0.00		\$0.00
<b>Net capital gain</b>	<b>\$0.00</b>		<b>\$0.00</b>
AMIT CGT gross up amount			\$0.00
Other capital gains distribution	\$0.00		\$0.00
<b>Total current year capital gains</b>	<b>\$0.00</b>		<b>\$0.00</b>
<b>Foreign Income</b>			
<b>Assessable foreign source income</b>	<b>\$2.77</b>	<b>\$0.00</b>	<b>\$0.00</b>
<b>Other Non-assessable Amounts</b>			
Non-assessable non-exempt amount	\$0.00		\$0.00
Net exempt income	\$0.00		\$0.00
Other non-attributable amounts	\$0.00		\$0.00
<b>Gross Amount</b>	<b>\$11.83</b>		<b>\$0.00</b>
AMIT cost base net amount - excess (reduce cost base)			\$11.83
AMIT cost base net amount - shortfall (increase cost base)			\$0.00
Less TFN amounts withheld	\$5.00		
Less non-resident withholding tax			
- Interest / dividend amounts withheld	\$0.00		
- Fund payment amounts withheld	\$0.00		
<b>Net Cash Distribution</b>	<b>\$6.83</b>		

## Contact Us:



**Online:**  
www-au.computershare.com/Investor/Contact



**By Mail:**  
Computershare Investor Services Pty Limited  
GPO Box 2975 Melbourne  
Victoria 3001 Australia

## Enquiries:

(within Australia) 1300 757 905  
(international) +61 3 9415 4813

## Holder Identification Number (HIN)

HIN WITHHELD

206990 000 VDHG



DR ALVIN KIAN CHUNG CHUA &  
DR ANNA TANIA-ADA SCHETTINI  
<CHUATTINI FAM SF A/C>  
PO BOX 516  
MAGILL SA 5072

## ATTRIBUTION MANAGED INVESTMENT TRUST MEMBER ANNUAL TAX STATEMENT FOR YEAR ENDED 30 JUNE 2022

The following tax return items are valid for Australian resident individual unitholders only.

PART A – SUMMARY OF 2022 TAX RETURN (SUPPLEMENTARY SECTION) ITEMS			
Item	Tax Return Label	Amount	
Share of net income from trusts, less net capital gains, foreign income and franked distributions	13U	\$5.56	
Franked distributions from trusts	13C	\$67.45	
Share of franking credits from franked dividends	13Q	\$20.81	
Share of credit for TFN amounts withheld	13R	\$89.00	
Share of credit for foreign resident withholding amounts	13A	\$0.00	
Net capital gain	18A	\$60.06	
Total current year capital gains	18H	\$120.12	
Assessable foreign source income	20E	\$21.67	
Other net foreign source income	20M	\$21.67	
Foreign income tax offset	20O	\$2.87	
PART B – COMPONENTS OF ATTRIBUTION			
Item	Cash Distribution	Tax Paid/Offsets	Attribution
<b>Australian Income</b>			
Unfranked distributions	\$0.02		\$0.00
Unfranked CFI distributions	\$2.54		\$2.58
Interest - subject to non resident WHT	\$0.11		\$0.51
Interest - not subject to non resident WHT	\$0.05		\$0.00
Other income - clean building MIT income	\$0.00		\$0.00
Other income - excluded from NCMI	\$0.03		\$0.03
Other income - NCMI	\$0.02		\$0.04
Other income	\$3.73		\$2.40
<b>Non primary production income</b>	<b>\$6.50</b>		<b>\$5.56</b>
<b>Franked distributions</b>	<b>\$46.49</b>	<b>\$20.81</b>	<b>\$67.45</b>
<b>Capital Gains</b>			
Discounted capital gains TAP - clean building MIT income	\$0.00		\$0.00
Discounted capital gains TAP - excluded from NCMI	\$0.00		\$0.00
Discounted capital gains TAP - NCMI	\$0.00		\$0.00
Discounted capital gains TAP	\$0.00		\$0.00
Discounted capital gains NTAP	\$53.97		\$60.06
Capital gains – other method TAP - clean building MIT income	\$0.00		\$0.00
Capital gains – other method TAP - excluded from NCMI	\$0.00		\$0.00
Capital gains – other method TAP - NCMI	\$0.00		\$0.00
Capital gains – other method TAP	\$0.00		\$0.00
Capital gains – other method NTAP	\$0.00		\$0.00
<b>Net capital gain</b>	<b>\$53.97</b>		<b>\$60.06</b>
AMIT CGT gross up amount			\$60.06
Other capital gains distribution	\$53.97		
<b>Total current year capital gains</b>	<b>\$107.94</b>		<b>\$120.12</b>
<b>Foreign Income</b>			
<b>Assessable foreign source income</b>	<b>\$18.97</b>	<b>\$2.87</b>	<b>\$21.67</b>
<b>Other Non-assessable Amounts</b>			
Non-assessable non-exempt amount	\$0.00		\$0.00
Net exempt income	\$0.00		
Other non-attributable amounts	\$0.00		
<b>Gross Amount</b>	<b>\$179.90</b>		<b>\$214.80</b>
AMIT cost base net amount - excess (reduce cost base)			\$0.00
AMIT cost base net amount - shortfall (increase cost base)			\$11.22
Less TFN amounts withheld	\$89.00		
Less non-resident withholding tax			
- Interest / dividend amounts withheld	\$0.00		
- Fund payment amounts withheld	\$0.00		
<b>Net Cash Distribution</b>	<b>\$90.90</b>		

## Contact Us:



**Online:**  
www-au.computershare.com/Investor/Contact



**By Mail:**  
Computershare Investor Services Pty Limited  
GPO Box 2975 Melbourne  
Victoria 3001 Australia

303493 000 VGS



DR ALVIN KIAN CHUNG CHUA &  
DR ANNA TANIA-ADA SCHETTINI  
<CHUATTINI FAM SF A/C>  
PO BOX 516  
MAGILL SA 5072

## Enquiries:

(within Australia) 1300 757 905  
(international) +61 3 9415 4813

## Holder Identification Number (HIN)

HIN WITHHELD

## ATTRIBUTION MANAGED INVESTMENT TRUST MEMBER ANNUAL TAX STATEMENT FOR YEAR ENDED 30 JUNE 2022

The following tax return items are valid for Australian resident individual unitholders only.

PART A – SUMMARY OF 2022 TAX RETURN (SUPPLEMENTARY SECTION) ITEMS			
Item	Tax Return Label	Amount	
Share of net income from trusts, less net capital gains, foreign income and franked distributions	13U	\$0.85	
Franked distributions from trusts	13C	\$0.00	
Share of franking credits from franked dividends	13Q	\$0.00	
Share of credit for TFN amounts withheld	13R	\$70.00	
Share of credit for foreign resident withholding amounts	13A	\$0.00	
Net capital gain	18A	\$21.96	
Total current year capital gains	18H	\$43.92	
Assessable foreign source income	20E	\$129.08	
Other net foreign source income	20M	\$129.08	
Foreign income tax offset	20O	\$17.95	
PART B – COMPONENTS OF ATTRIBUTION			
Item	Cash Distribution	Tax Paid/Offsets	Attribution
<b>Australian Income</b>			
Unfranked distributions	\$0.00		\$0.00
Unfranked CFI distributions	\$0.00		\$0.00
Interest - subject to non resident WHT	\$0.00		\$0.00
Interest - not subject to non resident WHT	\$0.00		\$0.00
Other income - clean building MIT income	\$0.00		\$0.00
Other income - excluded from NCMI	\$0.00		\$0.00
Other income - NCMI	\$0.00		\$0.00
Other income	\$1.30		\$0.85
<b>Non primary production income</b>	<b>\$1.30</b>		<b>\$0.85</b>
<b>Franked distributions</b>	<b>\$0.00</b>	<b>\$0.00</b>	<b>\$0.00</b>
<b>Capital Gains</b>			
Discounted capital gains TAP - clean building MIT income	\$0.00		\$0.00
Discounted capital gains TAP - excluded from NCMI	\$0.00		\$0.00
Discounted capital gains TAP - NCMI	\$0.00		\$0.00
Discounted capital gains TAP	\$0.00		\$0.00
Discounted capital gains NTAP	\$13.10		\$21.96
Capital gains – other method TAP - clean building MIT income	\$0.00		\$0.00
Capital gains – other method TAP - excluded from NCMI	\$0.00		\$0.00
Capital gains – other method TAP - NCMI	\$0.00		\$0.00
Capital gains – other method TAP	\$0.00		\$0.00
Capital gains – other method NTAP	\$0.00		\$0.00
<b>Net capital gain</b>	<b>\$13.10</b>		<b>\$21.96</b>
AMIT CGT gross up amount			\$21.96
Other capital gains distribution	\$13.10		
<b>Total current year capital gains</b>	<b>\$26.20</b>		<b>\$43.92</b>
<b>Foreign Income</b>			
<b>Assessable foreign source income</b>	<b>\$109.22</b>	<b>\$17.95</b>	<b>\$129.08</b>
<b>Other Non-assessable Amounts</b>			
Non-assessable non-exempt amount	\$0.00		\$0.00
Net exempt income	\$0.00		
Other non-attributable amounts	\$0.00		
<b>Gross Amount</b>	<b>\$136.72</b>		<b>\$173.85</b>
AMIT cost base net amount - excess (reduce cost base)			\$0.00
AMIT cost base net amount - shortfall (increase cost base)			\$19.17
Less TFN amounts withheld	\$70.00		
Less non-resident withholding tax			
- Interest / dividend amounts withheld	\$0.00		
- Fund payment amounts withheld	\$0.00		
<b>Net Cash Distribution</b>	<b>\$66.72</b>		

## 23900 - Dividends Received

2022 Financial Year

Preparer Kelly Fu

Reviewer Kelly Fu

Status Completed

Account Code	Description	CY Balance	LY Balance	Change
ACL.AX	Australian Clinical Labs Limited	(\$120.00)		100%
ADH.AX	Adairs Limited	(\$120.00)		100%
AEF.AX	Australian Ethical Investment Limited	(\$56.25)	(\$34.59)	62.62%
ALU.AX	Altium Limited		(\$14.79)	100%
AX1.AX	Accent Group Limited	(\$138.00)	(\$192.00)	(28.13)%
BEN.AX	Bendigo And Adelaide Bank Limited	(\$132.50)		100%
BKW.AX	Brickworks Limited	(\$124.00)		100%
BTI.AX	Bailador Technology Investments Limited	(\$56.00)		100%
DUR.AX	Duratec Limited	(\$60.00)		100%
EOL.AX	Energy One Limited	(\$39.66)		100%
HLA.AX	Healthia Limited	(\$40.00)		100%
HVN.AX	Harvey Norman Holdings Limited	(\$310.80)		100%
JIN.AX	Jumbo Interactive Limited	(\$18.50)	(\$18.00)	2.78%
KGN.AX	Kogan.com Ltd		(\$39.04)	100%
MOC.AX	Mortgage Choice Limited		(\$101.68)	100%
NHF.AX	Nib Holdings Limited	(\$88.00)		100%
PPE.AX	Peoplein Limited	(\$164.38)	(\$59.18)	177.76%
S32.AX	South32 Limited	(\$172.38)	(\$16.06)	973.35%
SIQ.AX	Smartgroup Corporation Ltd	(\$172.90)	(\$83.20)	107.81%

Account Code	Description	CY Balance	LY Balance	Change
SOL.AX	Washington H Soul Pattinson & Company Limited	(\$48.72)		100%
SUL.AX	Super Retail Group Limited	(\$383.76)	(\$154.44)	148.48%
TGA.AX	Thorn Group Limited		(\$750.00)	100%
TWE.AX	Treasury Wine Estates Limited	(\$151.10)	(\$93.00)	62.47%
WBC.AX	Westpac Banking Corporation	(\$242.00)	(\$180.46)	34.1%
<b>TOTAL</b>		<b>CY Balance</b>	<b>LY Balance</b>	
		(\$2,638.95)	(\$1,736.44)	

### Supporting Documents

- Investment Income Comparison Report [Report](#)
- Dividend Reconciliation Report [Report](#)
- EOL\_Dividend\_Advice\_2021\_10\_18.pdf [EOL.AX](#)

### Standard Checklist

- Attach copies of all dividend statements.
- Attach copy of Dividend Reconciliation Report
- Attach copy of Investment Income Comparison Report

# Chuattini Family Super Fund

## Dividend Reconciliation Report

For The Period 01 July 2021 - 30 June 2022

Date	Net Payment Received	Australian Income			Foreign Income			Withheld		
		Unfranked	Franked	Franking Credits	Foreign Income	Foreign Credits	NZ Credits	TFN Withheld	Non-Resident	LIC Deduction
<b>Shares in Listed Companies (Australian)</b>										
ACL.AX Australian Clinical Labs Limited										
21/04/2022	120.00	0.00	120.00	51.43						
	120.00	0.00	120.00	51.43						
ADH.AX Adairs Limited										
14/04/2022	120.00	0.00	120.00	51.43						
	120.00	0.00	120.00	51.43						
AEF.AX Australian Ethical Investment Limited										
16/09/2021	38.25	0.00	38.25	16.39						
17/03/2022	18.00	0.00	18.00	7.71						
	56.25	0.00	56.25	24.10						
AX1.AX Accent Group Limited										
16/09/2021	78.00	0.00	78.00	33.43						
17/03/2022	60.00	0.00	60.00	25.71						
	138.00	0.00	138.00	59.14						
BEN.AX Bendigo And Adelaide Bank Limited										
31/03/2022	132.50	0.00	132.50	56.79						

# Chuattini Family Super Fund

## Dividend Reconciliation Report

For The Period 01 July 2021 - 30 June 2022

Date	Net Payment Received	Australian Income			Foreign Income			Withheld		
		Unfranked	Franked	Franking Credits	Foreign Income	Foreign Credits	NZ Credits	TFN Withheld	Non-Resident	LIC Deduction
	132.50	0.00	132.50	56.79						
BKW.AX Brickworks Limited										
24/11/2021	80.00	0.00	80.00	34.29						
03/05/2022	44.00	0.00	44.00	18.86						
	124.00	0.00	124.00	53.15						
BTI.AX Bailador Technology Investments Limited										
08/09/2021	56.00	0.00	56.00	18.67						
	56.00	0.00	56.00	18.67						
DUR.AX Duratec Limited										
10/05/2022	60.00	0.00	60.00	25.71						
	60.00	0.00	60.00	25.71						
EOL.AX Energy One Limited										
18/10/2021	39.66	72.66						33.00		
	39.66	72.66						33.00		
HLA.AX Healthia Limited										
24/03/2022	40.00	0.00	40.00	17.14						
	40.00	0.00	40.00	17.14						

# Chuattini Family Super Fund

## Dividend Reconciliation Report

For The Period 01 July 2021 - 30 June 2022

Date	Net Payment Received	Australian Income			Foreign Income			Withheld		
		Unfranked	Franked	Franking Credits	Foreign Income	Foreign Credits	NZ Credits	TFN Withheld	Non-Resident	LIC Deduction
HVN.AX Harvey Norman Holdings Limited										
15/11/2021	133.20	0.00	133.20	57.09						
02/05/2022	177.60	0.00	177.60	76.11						
	310.80	0.00	310.80	133.20						
JIN.AX Jumbo Interactive Limited										
24/09/2021	18.50	0.00	18.50	7.93						
	18.50	0.00	18.50	7.93						
NHF.AX Nib Holdings Limited										
04/04/2022	88.00	0.00	88.00	37.71						
	88.00	0.00	88.00	37.71						
PPE.AX Peoplein Limited										
01/10/2021	78.90	0.00	78.90	33.81						
29/03/2022	85.48	0.00	85.48	36.63						
	164.38	0.00	164.38	70.44						
S32.AX South32 Limited										
07/10/2021	66.28	0.00	66.28	28.41						
07/04/2022	106.10	0.00	106.10	45.47						



# Chuattini Family Super Fund

## Dividend Reconciliation Report

For The Period 01 July 2021 - 30 June 2022

Date	Net Payment Received	Australian Income			Foreign Income			Withheld		
		Unfranked	Franked	Franking Credits	Foreign Income	Foreign Credits	NZ Credits	TFN Withheld	Non-Resident	LIC Deduction
	172.38	0.00	172.38	73.88						
SIQ.AX Smartgroup Corporation Ltd										
16/09/2021	45.50	0.00	45.50	19.50						
23/03/2022	127.40	0.00	127.40	54.60						
	172.90	0.00	172.90	74.10						
SOL.AX Washington H Soul Pattinson & Company Limited										
13/05/2022	48.72	0.00	48.72	20.88						
	48.72	0.00	48.72	20.88						
SUL.AX Super Retail Group Limited										
07/10/2021	257.40	0.00	257.40	110.31						
14/04/2022	126.36	0.00	126.36	54.15						
	383.76	0.00	383.76	164.46						
TWE.AX Treasury Wine Estates Limited										
01/10/2021	80.60	0.00	80.60	34.54						
01/04/2022	70.50	0.00	70.50	30.21						
	151.10	0.00	151.10	64.75						
WBC.AX Westpac Banking Corporation										

**Chuattini Family Super Fund**  
**Dividend Reconciliation Report**

For The Period 01 July 2021 - 30 June 2022

Date	Net Payment Received	Australian Income			Foreign Income			Withheld		
		Unfranked	Franked	Franking Credits	Foreign Income	Foreign Credits	NZ Credits	TFN Withheld	Non-Resident	LIC Deduction
21/12/2021	120.00	0.00	120.00	51.43						
24/06/2022	122.00	0.00	122.00	52.29						
	242.00	0.00	242.00	103.72						
	<b>2,638.95</b>	<b>72.66</b>	<b>2,599.29</b>	<b>1,108.63</b>				<b>33.00</b>		
<b>TOTAL</b>	<b>2,638.95</b>	<b>72.66</b>	<b>2,599.29</b>	<b>1,108.63</b>				<b>33.00</b>		

**Tax Return Reconciliation**

	Totals	Tax Return Label
Unfranked	72.66	J
Franked Dividends	2,599.29	K
Franking Credits	1,108.63	L

# Chuattini Family Super Fund

## Investment Income Comparison Report

As at 30 June 2022

Investment	Ledger Data				ASX & UUT Data						
	Transaction Date	Income Amount	Franking Credit	Date Payable	Ex Div/Dist Date	Units On Hand	45 Day Qualified	Amount per share/unit	Estimated Income	Estimated Franking*	
<b>Reconciled</b>											
<b>Shares in Listed Companies (Australian)</b>											
ACL.AX	Australian Clinical Labs Limited	21/04/2022	120.00	51.43	21/04/2022	25/03/2022	1,000.00	1,000.00	0.1200	120.00	51.43
ADH.AX	Adairs Limited	14/04/2022	120.00	51.43	14/04/2022	21/03/2022	1,500.00	1,500.00	0.0800	120.00	51.43
AEF.AX	Australian Ethical Investment Limited	16/09/2021	38.25	16.39	16/09/2021	01/09/2021	765.00	765.00	0.0500	38.25	16.39
AEF.AX	Australian Ethical Investment Limited	17/03/2022	18.00	7.71	17/03/2022	02/03/2022	600.00	600.00	0.0300	18.00	7.71
AX1.AX	Accent Group Limited	16/09/2021	78.00	33.43	16/09/2021	08/09/2021	2,400.00	2,400.00	0.0325	78.00	33.43
AX1.AX	Accent Group Limited	17/03/2022	60.00	25.71	17/03/2022	09/03/2022	2,400.00	2,400.00	0.0250	60.00	25.71
BEN.AX	Bendigo And Adelaide Bank Limited	31/03/2022	132.50	56.79	31/03/2022	07/03/2022	500.00	500.00	0.2650	132.50	56.79
BKW.AX	Brickworks Limited	24/11/2021	80.00	34.29	24/11/2021	02/11/2021	200.00	200.00	0.4000	80.00	34.29
BKW.AX	Brickworks Limited	03/05/2022	44.00	18.86	03/05/2022	11/04/2022	200.00	200.00	0.2200	44.00	18.86
BTI.AX	Bailador Technology Investments Limited	08/09/2021	56.00	18.67	08/09/2021	23/08/2021	4,000.00	4,000.00	0.0140	56.00	18.67
DUR.AX	Duratec Limited	10/05/2022	60.00	25.71	10/05/2022	12/04/2022	12,000.00	12,000.00	0.0050	60.00	25.71
EOL.AX	Energy One Limited	18/10/2021	72.66		18/10/2021	29/09/2021	1,211.00	1,211.00	0.0600	72.66	0.00
HLA.AX	Healthia Limited	24/03/2022	40.00	17.14	24/03/2022	03/03/2022	2,000.00	2,000.00	0.0200	40.00	17.14
HVN.AX	Harvey Norman Holdings Limited	15/11/2021	133.20	57.09	15/11/2021	15/10/2021	888.00	888.00	0.1500	133.20	57.09
HVN.AX	Harvey Norman Holdings Limited	02/05/2022	177.60	76.11	02/05/2022	31/03/2022	888.00	888.00	0.2000	177.60	76.11
JIN.AX	Jumbo Interactive Limited	24/09/2021	18.50	7.93	24/09/2021	02/09/2021	100.00	100.00	0.1850	18.50	7.93
NHF.AX	Nib Holdings Limited	04/04/2022	88.00	37.71	04/04/2022	03/03/2022	800.00	800.00	0.1100	88.00	37.71
PPE.AX	Peoplein Limited	01/10/2021	78.90	33.81	01/10/2021	03/09/2021	1,315.00	1,315.00	0.0600	78.90	33.81
PPE.AX	Peoplein Limited	29/03/2022	85.48	36.63	29/03/2022	25/02/2022	1,315.00	1,315.00	0.0650	85.48	36.63
S32.AX	South32 Limited	07/10/2021	66.28	28.41	07/10/2021	09/09/2021	888.00	888.00	0.0746	66.28	28.41

# Chuattini Family Super Fund

## Investment Income Comparison Report

As at 30 June 2022

Investment		Ledger Data			ASX & UUT Data						
		Transaction Date	Income Amount	Franking Credit	Date Payable	Ex Div/Dist Date	Units On Hand	45 Day Qualified	Amount per share/unit	Estimated Income	Estimated Franking*
S32.AX	South32 Limited	07/04/2022	106.10	45.47	07/04/2022	10/03/2022	888.00	888.00	0.1195	106.10	45.47
SIQ.AX	Smartgroup Corporation Ltd	16/09/2021	45.50	19.50	16/09/2021	01/09/2021	260.00	260.00	0.1750	45.50	19.50
SIQ.AX	Smartgroup Corporation Ltd	23/03/2022	127.40	54.60	23/03/2022	08/03/2022	260.00	260.00	0.4900	127.40	54.60
SOL.AX	Washington H Soul Pattinson & Company Limited	13/05/2022	48.72	20.88	13/05/2022	20/04/2022	168.00	168.00	0.2900	48.72	20.88
SUL.AX	Super Retail Group Limited	07/10/2021	257.40	110.31	07/10/2021	23/08/2021	468.00	468.00	0.5500	257.40	110.31
SUL.AX	Super Retail Group Limited	14/04/2022	126.36	54.15	14/04/2022	07/03/2022	468.00	468.00	0.2700	126.36	54.15
TWE.AX	Treasury Wine Estates Limited	01/10/2021	80.60	34.54	01/10/2021	01/09/2021	620.00	620.00	0.1300	80.60	34.54
TWE.AX	Treasury Wine Estates Limited	01/04/2022	70.50	30.21	01/04/2022	02/03/2022	470.00	470.00	0.1500	70.50	30.21
WBC.AX	Westpac Banking Corporation	21/12/2021	120.00	51.43	21/12/2021	05/11/2021	200.00	200.00	0.6000	120.00	51.43
WBC.AX	Westpac Banking Corporation	24/06/2022	122.00	52.29	24/06/2022	19/05/2022	200.00	200.00	0.6100	122.00	52.29
			<b>2,671.95</b>	<b>1,108.63</b>					<b>5.5506</b>	<b>2,671.95</b>	<b>1,108.63</b>
<b>Units in Listed Unit Trusts (Australian)</b>											
VAF.AX	Vanguard Australian Fixed Interest Index Etf	20/04/2022	6.83		20/04/2022	01/04/2022	66.00	66.00	0.1793	11.83	0.00
VAF.AX	Vanguard Australian Fixed Interest Index Etf	30/06/2022	5.00	0.00							
ASIA.AX	Betashares ASIA Technology Tigers Etf	30/06/2022	31.82	0.00							
ASIA.AX	Betashares ASIA Technology Tigers Etf				18/07/2022	01/07/2022	400.00	400.00	0.0796	31.82	0.00
ESPO.AX	Vaneck Video Gaming And Esports Etf	30/06/2022	31.77	0.00							
ESPO.AX	Vaneck Video Gaming And Esports Etf				25/07/2022	01/07/2022	353.00	353.00	0.0900	31.77	0.00
NDQ.AX	Betashares Nasdaq 100 Etf				19/01/2022	04/01/2022	88.00	88.00	0.0000	0.00	
NDQ.AX	Betashares Nasdaq 100 Etf	30/06/2022	284.46	0.00							
NDQ.AX	Betashares Nasdaq 100 Etf				18/07/2022	01/07/2022	338.00	338.00	0.8416	284.46	0.00

# Chuattini Family Super Fund

## Investment Income Comparison Report

As at 30 June 2022

Investment		Ledger Data			ASX & UUT Data						
		Transaction Date	Income Amount	Franking Credit	Date Payable	Ex Div/Dist Date	Units On Hand	45 Day Qualified	Amount per share/unit	Estimated Income	Estimated Franking*
VAE.AX	Vanguard Ftse Asia Ex Japan Shares Index Etf	20/04/2022	8.01		20/04/2022	01/04/2022	90.00	90.00	0.1668	15.01	0.00
VAE.AX	Vanguard Ftse Asia Ex Japan Shares Index Etf	30/06/2022	35.20	0.00							
VAE.AX	Vanguard Ftse Asia Ex Japan Shares Index Etf				18/07/2022	01/07/2022	90.00	90.00	0.3134	28.20	0.00
VDHG.AX	Vanguard Diversified High Growth Index Etf	30/06/2022	179.90	20.81							
VDHG.AX	Vanguard Diversified High Growth Index Etf				18/07/2022	01/07/2022	150.00	150.00	1.1993	179.90	19.99
VGS.AX	Vanguard Msci Index International Shares Etf	18/10/2021	8.39		18/10/2021	01/10/2021	42.00	42.00	0.3426	14.39	0.00
VGS.AX	Vanguard Msci Index International Shares Etf	19/01/2022	14.73		19/01/2022	04/01/2022	62.00	62.00	0.4312	26.73	0.00
VGS.AX	Vanguard Msci Index International Shares Etf	20/04/2022	22.77		20/04/2022	01/04/2022	100.00	100.00	0.4077	40.77	0.00
VGS.AX	Vanguard Msci Index International Shares Etf	30/06/2022	90.83	0.00							
VGS.AX	Vanguard Msci Index International Shares Etf				18/07/2022	01/07/2022	100.00	100.00	0.5483	54.83	0.00
			<b>719.71</b>	<b>20.81</b>					<b>4.5998</b>	<b>719.72</b>	<b>19.99</b>
			<b>3,391.66</b>	<b>1,129.44</b>					<b>10.1504</b>	<b>3,391.67</b>	<b>1,128.62</b>

\*Franking credit is estimated using 45 day qualified units. The estimation might not be accurate for preference shares and hedging arrangements.

^Cancelled dividend



# 24200 - Contributions

2022 Financial Year

Preparer Kelly Fu

Reviewer Kelly Fu

Status Completed

Account Code	Description	CY Balance	LY Balance	Change
CHUALV00002A	(Contributions) Chua, Alvin - Accumulation (Accumulation)		(\$19,518.61)	100%
SCHANN00002A	(Contributions) Schettini, Anna - Accumulation (Accumulation)	(\$16,479.79)	(\$19,518.00)	(15.57)%
<b>TOTAL</b>		<b>CY Balance</b>	<b>LY Balance</b>	
		(\$16,479.79)	(\$39,036.61)	

## Supporting Documents

- Contributions Breakdown Report [Report](#)
- 2022 Super Deduction Notice - Anna.pdf

## Standard Checklist

- Attach copies of S290-170 notices (if necessary)
- Attach copy of Contributions Breakdown Report
- Attach SuperStream Contribution Data Report
- Check Fund is registered for SuperStream (if necessary)
- Ensure all Contributions have been allocated from Bank Accounts
- Ensure Work Test is satisfied if members are over 65

## Chuattini Family Super Fund

# Contributions Breakdown Report

For The Period 01 July 2021 - 30 June 2022

### Summary

Member	D.O.B	Age (at 30/06/2021)	Total Super Balance (at 30/06/2021) *1	Concessional	Non-Concessional	Other	Reserves	Total
Chua, Alvin	Provided	48	646,633.28	0.00	0.00	0.00	0.00	0.00
Schettini, Anna	Provided	47	682,181.91	16,479.79	0.00	0.00	0.00	16,479.79
<b>All Members</b>				<b>16,479.79</b>	<b>0.00</b>	<b>0.00</b>	<b>0.00</b>	<b>16,479.79</b>

\*1 TSB can include information external to current fund's transaction records. The amount is per individual across all funds.

### Contribution Caps

Member	Contribution Type	Contributions	Cap	Current Position
Chua, Alvin	Concessional	0.00	27,500.00	27,500.00 Below Cap
	Non-Concessional	0.00	110,000.00	110,000.00 Below Cap
Schettini, Anna	Concessional	16,479.79	27,500.00	11,020.21 Below Cap
	Non-Concessional	0.00	110,000.00	110,000.00 Below Cap

### Carry Forward Unused Concessional Contribution Cap

Member	2017	2018	2019	2020	2021	2022	Current Position
Chua, Alvin							
Concessional Contribution Cap	30,000.00	25,000.00	25,000.00	25,000.00	25,000.00	27,500.00	
Concessional Contribution	0.00	0.00	0.00	0.00	0.00	0.00	
Unused Concessional Contribution	0.00	0.00	25,000.00	25,000.00	25,000.00	27,500.00	
Cumulative Carry Forward Unused	N/A	N/A	0.00	0.00	0.00	0.00	
Maximum Cap Available	30,000.00	25,000.00	25,000.00	25,000.00	25,000.00	27,500.00	27,500.00 Below Cap
Total Super Balance	0.00	547,883.70	555,718.70	544,649.18	563,505.77	646,633.28	
Schettini, Anna							
Concessional Contribution Cap	30,000.00	25,000.00	25,000.00	25,000.00	25,000.00	27,500.00	
Concessional Contribution	0.00	0.00	0.00	0.00	0.00	16,479.79	
Unused Concessional Contribution	0.00	0.00	25,000.00	25,000.00	25,000.00	11,020.21	
Cumulative Carry Forward Unused	N/A	N/A	0.00	0.00	0.00	0.00	
Maximum Cap Available	30,000.00	25,000.00	25,000.00	25,000.00	25,000.00	27,500.00	11,020.21 Below Cap
Total Super Balance	0.00	560,168.19	572,407.74	564,464.40	590,418.19	682,181.91	



**NCC Bring Forward Caps**

Member	Bring Forward Cap	2019	2020	2021	2022	Total	Current Position
Chua, Alvin	N/A	0.00	0.00	19,518.61	0.00	N/A	Bring Forward Not Triggered
Schettini, Anna	N/A	0.00	0.00	19,518.00	0.00	N/A	Bring Forward Not Triggered

**Schettini, Anna**

Date	Transaction Description	Ledger Data				SuperStream Data					
		Contribution Type	Concessional	Non-Concession	Other	Reserves	Contribution	Employer	Concessional	Non-Concess	Other
01/07/2021	Direct Credit Chuattini SF HAN 106600 30JUN21	Personal - Concessional	3,979.79								
29/03/2022	OSKO PAYMENT AK CHUA & OTHERS To chuattini bendigo	Personal - Concessional	3,500.00								
29/04/2022	OSKO PAYMENT AK CHUA & OTHERS To chuattini from offset	Personal - Concessional	4,500.00								
29/05/2022	OSKO PAYMENT AK CHUA & OTHERS to chuattini smsf	Personal - Concessional	4,500.00								
<b>Total - Schettini, Anna</b>			<b>16,479.79</b>	<b>0.00</b>	<b>0.00</b>	<b>0.00</b>			<b>0.00</b>	<b>0.00</b>	<b>0.00</b>
<b>Total for All Members</b>			<b>16,479.79</b>	<b>0.00</b>	<b>0.00</b>	<b>0.00</b>					

**Chuattini Family Super Fund**  
**Deductions Notice Letter**

---

I, Anna Schettini as a member of Chuattini Family Super Fund

have requested in writing in accordance with section 290-170 of the Income Tax Assessment Act 1997 the intention to claim a tax deduction of

\$16479.79

for contributions paid in the year ended 30 June 2022.

---

Anna Schettini

Date: 30/06/2022

# Chuattini Family Super Fund

## Deductions Notice Letter

---

Alvin Chua and Anna Schettini as trustee for Chuattini Family Super Fund acknowledges that

### **Anna Schettini**

has advised in writing in accordance with Section 290-170 of the Income Tax Assessment Act 1997 the intention to claim a tax deduction of

\$16479.79

for contributions paid in the year ended 30 June 2022. The Trustee has taken action to deduct the appropriate level of tax from the contributions claimed.

---

Alvin Chua

Date: 30/06/2022

### **\*\* IMPORTANT INFORMATION - PLEASE READ THE FOLLOWING CAREFULLY \*\***

If your records confirm the above amount claimed no action on your behalf is required. Retain this acknowledgement with your taxation records as it may be requested by the Australian Taxation Office to substantiate your tax deduction for Superannuation Contributions.

Otherwise: Complete the details below and return this form to the Trustee if:

1. The amount shown above is not the amount that will be claimed, or
2. The Australian Taxation Office disallows/reduces the amount you claim.

In terms of Section 290-170 of the Income Tax Assessment Act 1997 I advise that the amount I intend to claim as a tax deduction for the period 01 July 2021 to 30 June 2022 is: \$ \_\_\_\_\_

---

Anna Schettini

Date: 30/06/2022

# 24700 - Changes in Market Values of Investments

2022 Financial Year

Preparer Kelly Fu

Reviewer Kelly Fu

Status Completed

Account Code	Description	CY Balance	LY Balance	Change
24700	Changes in Market Values of Investments	(\$93,650.59)	(\$10,350.37)	804.8%
<b>TOTAL</b>		<b>CY Balance</b>	<b>LY Balance</b>	
		(\$93,650.59)	(\$10,350.37)	

## Supporting Documents

- Market Movement [Report](#)
- Net Capital Gains Reconciliation [Report](#)
- Realised Capital Gain Report [Report](#)

## Standard Checklist

- Attach copies of Source Documentation (Contract Notes, Broker Statements, Chess Statements, Contracts of Sale, Managed Fund Statements etc)
- Attach copy of Market Movement report
- Attach copy of Net Capital Gains Reconciliation
- Attach copy of Realised Capital Gain Report
- Ensure all Asset Disposals have been entered
- Ensure all Market Values have been entered for June 30
- Ensure all Tax Deferred Distributions have been entered

# Chuattini Family Super Fund

## Market Movement Report

As at 30 June 2022

Investment	Date	Description	Unrealised				Realised			Total
			Units	Accounting Cost Movement	Market Movement	Depreciation	Balance	Consideration	Accounting Cost Base	
3DP.AX - Pointerra Limited										
	01/07/2021	Opening Balance	10,017.00	0.00	0.00	0.00	4,908.33	0.00	0.00	0.00
	15/02/2022	Purchase	6,000.00	2,179.95	0.00	0.00	7,088.28	0.00	0.00	0.00
	30/06/2022	Revaluation	0.00	0.00	(3,244.20)	0.00	3,844.08	0.00	0.00	0.00
	<b>30/06/2022</b>		<b>16,017.00</b>	<b>2,179.95</b>	<b>(3,244.20)</b>	<b>0.00</b>	<b>3,844.08</b>	<b>0.00</b>	<b>0.00</b>	<b>0.00</b>
4DX.AX - 4dmedical Limited										
	27/01/2022	Purchase	4,000.00	4,619.95	0.00	0.00	4,619.95	0.00	0.00	0.00
	30/06/2022	Revaluation	0.00	0.00	(2,259.95)	0.00	2,360.00	0.00	0.00	0.00
	<b>30/06/2022</b>		<b>4,000.00</b>	<b>4,619.95</b>	<b>(2,259.95)</b>	<b>0.00</b>	<b>2,360.00</b>	<b>0.00</b>	<b>0.00</b>	<b>0.00</b>
5GN.AX - 5g Networks Limited										
	01/07/2021	Opening Balance	888.00	0.00	0.00	0.00	754.80	0.00	0.00	0.00
	15/10/2021	Disposal	(888.00)	(1,644.99)	0.00	0.00	(890.19)	811.40	1,644.99	(833.59)
	15/10/2021	Writeback	0.00	0.00	890.19	0.00	0.00	0.00	0.00	0.00
	<b>30/06/2022</b>		<b>0.00</b>	<b>(1,644.99)</b>	<b>890.19</b>	<b>0.00</b>	<b>0.00</b>	<b>811.40</b>	<b>1,644.99</b>	<b>(833.59)</b>
A2M.AX - The A2 Milk Company Limited										
	01/07/2021	Opening Balance	98.00	0.00	0.00	0.00	588.00	0.00	0.00	0.00
	30/06/2022	Revaluation	0.00	0.00	(157.78)	0.00	430.22	0.00	0.00	0.00
	<b>30/06/2022</b>		<b>98.00</b>	<b>0.00</b>	<b>(157.78)</b>	<b>0.00</b>	<b>430.22</b>	<b>0.00</b>	<b>0.00</b>	<b>0.00</b>
ABB.AX - Aussie Broadband Limited										
	01/07/2021	Opening Balance	2,538.00	0.00	0.00	0.00	7,487.10	0.00	0.00	0.00
	17/08/2021	Disposal	(988.00)	(1,934.37)	0.00	0.00	5,552.73	3,615.89	1,934.37	1,681.52
	17/08/2021	Writeback	0.00	0.00	(980.23)	0.00	4,572.50	0.00	0.00	0.00
	15/10/2021	Disposal	(350.00)	(685.25)	0.00	0.00	3,887.25	1,688.05	685.25	1,002.80
	15/10/2021	Writeback	0.00	0.00	(347.25)	0.00	3,540.00	0.00	0.00	0.00
	23/02/2022	Disposal	(1,200.00)	(2,349.43)	0.00	0.00	1,190.57	5,464.05	2,349.43	3,114.62
	23/02/2022	Writeback	0.00	0.00	(1,190.57)	0.00	0.00	0.00	0.00	0.00
	10/03/2022	Purchase	1,000.00	4,799.95	0.00	0.00	4,799.95	0.00	0.00	0.00
	08/06/2022	Purchase	500.00	1,959.95	0.00	0.00	6,759.90	0.00	0.00	0.00
	30/06/2022	Revaluation	0.00	0.00	(1,794.90)	0.00	4,965.00	0.00	0.00	0.00
	<b>30/06/2022</b>		<b>1,500.00</b>	<b>1,790.85</b>	<b>(4,312.95)</b>	<b>0.00</b>	<b>4,965.00</b>	<b>10,767.99</b>	<b>4,969.05</b>	<b>5,798.94</b>
ACL.AX - Australian Clinical Labs Limited										
	24/09/2021	Purchase	1,000.00	4,569.95	0.00	0.00	4,569.95	0.00	0.00	0.00
	01/02/2022	Disposal	(1,000.00)	(4,569.95)	0.00	0.00	0.00	4,970.05	4,569.95	400.10
	10/02/2022	Purchase	1,000.00	4,899.95	0.00	0.00	4,899.95	0.00	0.00	0.00

# Chuattini Family Super Fund

## Market Movement Report

As at 30 June 2022

Investment	Date	Description	Unrealised				Realised			Total
			Units	Accounting Cost Movement	Market Movement	Depreciation	Balance	Consideration	Accounting Cost Base	
	06/06/2022	Disposal	(1,000.00)	(4,899.95)	0.00	0.00	0.00	5,410.05	4,899.95	510.10
	<b>30/06/2022</b>		<b>0.00</b>	<b>0.00</b>	<b>0.00</b>	<b>0.00</b>	<b>0.00</b>	<b>10,380.10</b>	<b>9,469.90</b>	<b>910.20</b>
ADH.AX - Adairs Limited										
	31/01/2022	Purchase	1,500.00	4,309.95	0.00	0.00	4,309.95	0.00	0.00	0.00
	30/06/2022	Revaluation	0.00	0.00	(1,444.95)	0.00	2,865.00	0.00	0.00	0.00
	<b>30/06/2022</b>		<b>1,500.00</b>	<b>4,309.95</b>	<b>(1,444.95)</b>	<b>0.00</b>	<b>2,865.00</b>	<b>0.00</b>	<b>0.00</b>	<b>0.00</b>
AEF.AX - Australian Ethical Investment Limited										
	01/07/2021	Opening Balance	1,153.00	0.00	0.00	0.00	9,731.32	0.00	0.00	0.00
	17/08/2021	Disposal	(388.00)	(1,997.15)	0.00	0.00	7,734.17	3,289.69	1,997.15	1,292.54
	17/08/2021	Writeback	0.00	0.00	(1,277.57)	0.00	6,456.60	0.00	0.00	0.00
	15/10/2021	Disposal	(165.00)	(849.30)	0.00	0.00	5,607.30	1,704.30	849.30	855.00
	15/10/2021	Writeback	0.00	0.00	(543.29)	0.00	5,064.01	0.00	0.00	0.00
	08/06/2022	Purchase	800.00	4,243.95	0.00	0.00	9,307.96	0.00	0.00	0.00
	30/06/2022	Revaluation	0.00	0.00	(2,783.96)	0.00	6,524.00	0.00	0.00	0.00
	<b>30/06/2022</b>		<b>1,400.00</b>	<b>1,397.50</b>	<b>(4,604.82)</b>	<b>0.00</b>	<b>6,524.00</b>	<b>4,993.99</b>	<b>2,846.45</b>	<b>2,147.54</b>
ALC.AX - Alcidion Group Limited										
	17/09/2021	Purchase	12,500.00	4,894.95	0.00	0.00	4,894.95	0.00	0.00	0.00
	30/06/2022	Revaluation	0.00	0.00	(3,519.95)	0.00	1,375.00	0.00	0.00	0.00
	<b>30/06/2022</b>		<b>12,500.00</b>	<b>4,894.95</b>	<b>(3,519.95)</b>	<b>0.00</b>	<b>1,375.00</b>	<b>0.00</b>	<b>0.00</b>	<b>0.00</b>
AMS.AX - Atomos Limited										
	01/07/2021	Opening Balance	5,388.00	0.00	0.00	0.00	5,765.16	0.00	0.00	0.00
	15/10/2021	Disposal	(2,388.00)	(2,468.48)	0.00	0.00	3,296.68	3,772.02	2,468.48	1,303.54
	15/10/2021	Writeback	0.00	0.00	(86.68)	0.00	3,210.00	0.00	0.00	0.00
	12/05/2022	Disposal	(3,000.00)	(3,101.11)	0.00	0.00	108.89	950.00	3,101.11	(2,151.11)
	12/05/2022	Writeback	0.00	0.00	(108.89)	0.00	0.00	0.00	0.00	0.00
	<b>30/06/2022</b>		<b>0.00</b>	<b>(5,569.59)</b>	<b>(195.57)</b>	<b>0.00</b>	<b>0.00</b>	<b>4,722.02</b>	<b>5,569.59</b>	<b>(847.57)</b>
AND.AX - Ansarada Group Limited										
	14/02/2022	Purchase	1,500.00	3,664.95	0.00	0.00	3,664.95	0.00	0.00	0.00
	30/06/2022	Revaluation	0.00	0.00	(1,242.45)	0.00	2,422.50	0.00	0.00	0.00
	<b>30/06/2022</b>		<b>1,500.00</b>	<b>3,664.95</b>	<b>(1,242.45)</b>	<b>0.00</b>	<b>2,422.50</b>	<b>0.00</b>	<b>0.00</b>	<b>0.00</b>

# Chuattini Family Super Fund

## Market Movement Report

As at 30 June 2022

Investment	Date	Description	Unrealised				Realised			Total
			Units	Accounting Cost Movement	Market Movement	Depreciation	Balance	Consideration	Accounting Cost Base	
ASH.AX - Ashley Services Group Limited										
	17/06/2022	Purchase	4,497.00	3,167.85	0.00	0.00	3,167.85	0.00	0.00	0.00
	20/06/2022	Purchase	503.00	352.10	0.00	0.00	3,519.95	0.00	0.00	0.00
	30/06/2022	Revaluation	0.00	0.00	(219.95)	0.00	3,300.00	0.00	0.00	0.00
	<b>30/06/2022</b>		<b>5,000.00</b>	<b>3,519.95</b>	<b>(219.95)</b>	<b>0.00</b>	<b>3,300.00</b>	<b>0.00</b>	<b>0.00</b>	<b>0.00</b>
ASIA.AX - Betashares ASIA Technology Tigers Etf										
	01/07/2021	Opening Balance	200.00	0.00	0.00	0.00	2,408.00	0.00	0.00	0.00
	29/07/2021	Purchase	200.00	2,069.95	0.00	0.00	4,477.95	0.00	0.00	0.00
	30/06/2022	Revaluation	0.00	0.00	(1,477.95)	0.00	3,000.00	0.00	0.00	0.00
	<b>30/06/2022</b>		<b>400.00</b>	<b>2,069.95</b>	<b>(1,477.95)</b>	<b>0.00</b>	<b>3,000.00</b>	<b>0.00</b>	<b>0.00</b>	<b>0.00</b>
AX1.AX - Accent Group Limited										
	01/07/2021	Opening Balance	2,400.00	0.00	0.00	0.00	6,696.00	0.00	0.00	0.00
	30/06/2022	Revaluation	0.00	0.00	(3,720.00)	0.00	2,976.00	0.00	0.00	0.00
	<b>30/06/2022</b>		<b>2,400.00</b>	<b>0.00</b>	<b>(3,720.00)</b>	<b>0.00</b>	<b>2,976.00</b>	<b>0.00</b>	<b>0.00</b>	<b>0.00</b>
BBT.AX - Bluebet Holdings Ltd										
	10/09/2021	Purchase	2,288.00	4,929.72	0.00	0.00	4,929.72	0.00	0.00	0.00
	16/12/2021	Disposal	(2,288.00)	(4,929.72)	0.00	0.00	0.00	3,412.05	4,929.72	(1,517.67)
	<b>30/06/2022</b>		<b>0.00</b>	<b>0.00</b>	<b>0.00</b>	<b>0.00</b>	<b>0.00</b>	<b>3,412.05</b>	<b>4,929.72</b>	<b>(1,517.67)</b>
BEN.AX - Bendigo And Adelaide Bank Limited										
	17/09/2021	Purchase	500.00	4,799.95	0.00	0.00	4,799.95	0.00	0.00	0.00
	30/06/2022	Revaluation	0.00	0.00	(264.95)	0.00	4,535.00	0.00	0.00	0.00
	<b>30/06/2022</b>		<b>500.00</b>	<b>4,799.95</b>	<b>(264.95)</b>	<b>0.00</b>	<b>4,535.00</b>	<b>0.00</b>	<b>0.00</b>	<b>0.00</b>
BET.AX - Betmakers Technology Group Ltd										
	01/07/2021	Opening Balance	7,352.00	0.00	0.00	0.00	7,866.64	0.00	0.00	0.00
	17/08/2021	Disposal	(1,490.00)	(994.89)	0.00	0.00	6,871.75	1,887.25	994.89	892.36
	17/08/2021	Writeback	0.00	0.00	(599.41)	0.00	6,272.34	0.00	0.00	0.00
	23/08/2021	Disposal	(1,362.00)	(909.43)	0.00	0.00	5,362.91	1,675.26	909.43	765.83
	23/08/2021	Writeback	0.00	0.00	(547.91)	0.00	4,815.00	0.00	0.00	0.00
	18/10/2021	Disposal	(1,500.00)	(1,001.57)	0.00	0.00	3,813.43	1,652.55	1,001.57	650.98
	18/10/2021	Writeback	0.00	0.00	(603.43)	0.00	3,210.00	0.00	0.00	0.00
	16/11/2021	Disposal	(3,000.00)	(2,003.14)	0.00	0.00	1,206.86	3,220.05	2,003.14	1,216.91
	16/11/2021	Writeback	0.00	0.00	(1,206.86)	0.00	0.00	0.00	0.00	0.00
	<b>30/06/2022</b>		<b>0.00</b>	<b>(4,909.03)</b>	<b>(2,957.61)</b>	<b>0.00</b>	<b>0.00</b>	<b>8,435.11</b>	<b>4,909.03</b>	<b>3,526.08</b>

# Chuattini Family Super Fund

## Market Movement Report

As at 30 June 2022

Investment	Date	Description	Unrealised				Realised			Total
			Units	Accounting Cost Movement	Market Movement	Depreciation	Balance	Consideration	Accounting Cost Base	
BKW.AX - Brickworks Limited										
	08/07/2021	Purchase	200.00	4,995.95	0.00	0.00	4,995.95	0.00	0.00	0.00
	30/06/2022	Revaluation	0.00	0.00	(1,287.95)	0.00	3,708.00	0.00	0.00	0.00
	<b>30/06/2022</b>		<b>200.00</b>	<b>4,995.95</b>	<b>(1,287.95)</b>	<b>0.00</b>	<b>3,708.00</b>	<b>0.00</b>	<b>0.00</b>	<b>0.00</b>
BTH.AX - Bigtincan Holdings Limited										
	01/07/2021	Opening Balance	6,128.00	0.00	0.00	0.00	6,955.28	0.00	0.00	0.00
	30/06/2022	Revaluation	0.00	0.00	(3,891.28)	0.00	3,064.00	0.00	0.00	0.00
	<b>30/06/2022</b>		<b>6,128.00</b>	<b>0.00</b>	<b>(3,891.28)</b>	<b>0.00</b>	<b>3,064.00</b>	<b>0.00</b>	<b>0.00</b>	<b>0.00</b>
BTI.AX - Bailador Technology Investments Limited										
	01/07/2021	Opening Balance	4,000.00	0.00	0.00	0.00	5,320.00	0.00	0.00	0.00
	30/06/2022	Revaluation	0.00	0.00	460.00	0.00	5,780.00	0.00	0.00	0.00
	<b>30/06/2022</b>		<b>4,000.00</b>	<b>0.00</b>	<b>460.00</b>	<b>0.00</b>	<b>5,780.00</b>	<b>0.00</b>	<b>0.00</b>	<b>0.00</b>
BUB.AX - Bubs Australia Limited										
	24/06/2022	Purchase	6,888.00	4,290.51	0.00	0.00	4,290.51	0.00	0.00	0.00
	30/06/2022	Revaluation	0.00	0.00	(123.27)	0.00	4,167.24	0.00	0.00	0.00
	<b>30/06/2022</b>		<b>6,888.00</b>	<b>4,290.51</b>	<b>(123.27)</b>	<b>0.00</b>	<b>4,167.24</b>	<b>0.00</b>	<b>0.00</b>	<b>0.00</b>
CAT.AX - Catapult Group International Ltd										
	01/07/2021	Opening Balance	2,283.00	0.00	0.00	0.00	4,566.00	0.00	0.00	0.00
	30/06/2022	Revaluation	0.00	0.00	(2,682.52)	0.00	1,883.48	0.00	0.00	0.00
	<b>30/06/2022</b>		<b>2,283.00</b>	<b>0.00</b>	<b>(2,682.52)</b>	<b>0.00</b>	<b>1,883.48</b>	<b>0.00</b>	<b>0.00</b>	<b>0.00</b>
CBR.AX - Carbon Revolution Limited										
	01/07/2021	Opening Balance	1,288.00	0.00	0.00	0.00	1,429.68	0.00	0.00	0.00
	01/02/2022	Purchase	1,888.00	1,568.11	0.00	0.00	2,997.79	0.00	0.00	0.00
	30/06/2022	Revaluation	0.00	0.00	(2,060.87)	0.00	936.92	0.00	0.00	0.00
	<b>30/06/2022</b>		<b>3,176.00</b>	<b>1,568.11</b>	<b>(2,060.87)</b>	<b>0.00</b>	<b>936.92</b>	<b>0.00</b>	<b>0.00</b>	<b>0.00</b>
CHUA_8STR - 8 Stradbroke Road, Newton SA, Australia										
	01/07/2021	Opening Balance	1.00	0.00	0.00	0.00	1,140,519.60	0.00	0.00	0.00
	30/06/2022	Revaluation	0.00	0.00	184,480.40	0.00	1,325,000.00	0.00	0.00	0.00
	<b>30/06/2022</b>		<b>1.00</b>	<b>0.00</b>	<b>184,480.40</b>	<b>0.00</b>	<b>1,325,000.00</b>	<b>0.00</b>	<b>0.00</b>	<b>0.00</b>
CRYP.AX - Betashares Crypto Innovators Etf										
	08/11/2021	Purchase	88.00	995.60	0.00	0.00	995.60	0.00	0.00	0.00
	01/02/2022	Purchase	500.00	2,744.95	0.00	0.00	3,740.55	0.00	0.00	0.00
	16/05/2022	Purchase	500.00	1,459.95	0.00	0.00	5,200.50	0.00	0.00	0.00



# Chuattini Family Super Fund

## Market Movement Report

As at 30 June 2022

Investment	Date	Description	Unrealised				Realised			Total
			Units	Accounting Cost Movement	Market Movement	Depreciation	Balance	Consideration	Accounting Cost Base	
	30/06/2022	Purchase	1,000.00	2,499.95	0.00	0.00	7,700.45	0.00	0.00	0.00
	30/06/2022	Revaluation	0.00	0.00	(3,044.21)	0.00	4,656.24	0.00	0.00	0.00
	<b>30/06/2022</b>		<b>2,088.00</b>	<b>7,700.45</b>	<b>(3,044.21)</b>	<b>0.00</b>	<b>4,656.24</b>	<b>0.00</b>	<b>0.00</b>	<b>0.00</b>
CSX.AX - Cleanspace Holdings Limited										
	01/07/2021	Opening Balance	796.00	0.00	0.00	0.00	1,225.84	0.00	0.00	0.00
	17/08/2021	Disposal	(796.00)	(5,098.43)	0.00	0.00	(3,872.59)	1,142.21	5,098.43	(3,956.22)
	17/08/2021	Writeback	0.00	0.00	3,872.59	0.00	0.00	0.00	0.00	0.00
	<b>30/06/2022</b>		<b>0.00</b>	<b>(5,098.43)</b>	<b>3,872.59</b>	<b>0.00</b>	<b>0.00</b>	<b>1,142.21</b>	<b>5,098.43</b>	<b>(3,956.22)</b>
DGL.AX - DGL Group Limited										
	23/12/2021	Purchase	1,500.00	4,099.95	0.00	0.00	4,099.95	0.00	0.00	0.00
	30/06/2022	Revaluation	0.00	0.00	40.05	0.00	4,140.00	0.00	0.00	0.00
	<b>30/06/2022</b>		<b>1,500.00</b>	<b>4,099.95</b>	<b>40.05</b>	<b>0.00</b>	<b>4,140.00</b>	<b>0.00</b>	<b>0.00</b>	<b>0.00</b>
DMP.AX - Domino's Pizza Enterprises Limited										
	06/06/2022	Purchase	50.00	3,423.95	0.00	0.00	3,423.95	0.00	0.00	0.00
	30/06/2022	Revaluation	0.00	0.00	(23.95)	0.00	3,400.00	0.00	0.00	0.00
	<b>30/06/2022</b>		<b>50.00</b>	<b>3,423.95</b>	<b>(23.95)</b>	<b>0.00</b>	<b>3,400.00</b>	<b>0.00</b>	<b>0.00</b>	<b>0.00</b>
DTC.AX - Damstra Holdings Limited										
	01/07/2021	Opening Balance	3,590.00	0.00	0.00	0.00	2,979.70	0.00	0.00	0.00
	17/11/2021	Disposal	(3,590.00)	(6,379.10)	0.00	0.00	(3,399.40)	2,223.80	6,379.10	(4,155.30)
	17/11/2021	Writeback	0.00	0.00	3,399.40	0.00	0.00	0.00	0.00	0.00
	<b>30/06/2022</b>		<b>0.00</b>	<b>(6,379.10)</b>	<b>3,399.40</b>	<b>0.00</b>	<b>0.00</b>	<b>2,223.80</b>	<b>6,379.10</b>	<b>(4,155.30)</b>
DUB.AX - Dubber Corporation Limited										
	01/07/2021	Opening Balance	4,074.00	0.00	0.00	0.00	12,588.66	0.00	0.00	0.00
	17/08/2021	Disposal	(2,000.00)	(3,186.49)	0.00	0.00	9,402.17	7,540.05	3,186.49	4,353.56
	17/08/2021	Writeback	0.00	0.00	(3,000.41)	0.00	6,401.76	0.00	0.00	0.00
	15/10/2021	Disposal	(574.00)	(910.63)	0.00	0.00	5,491.13	1,816.85	910.63	906.22
	15/10/2021	Writeback	0.00	0.00	(861.12)	0.00	4,630.01	0.00	0.00	0.00
	30/06/2022	Revaluation	0.00	0.00	(3,662.51)	0.00	967.50	0.00	0.00	0.00
	<b>30/06/2022</b>		<b>1,500.00</b>	<b>(4,097.12)</b>	<b>(7,524.04)</b>	<b>0.00</b>	<b>967.50</b>	<b>9,356.90</b>	<b>4,097.12</b>	<b>5,259.78</b>
DUR.AX - Duratec Limited										
	01/02/2022	Purchase	12,000.00	4,279.95	0.00	0.00	4,279.95	0.00	0.00	0.00
	30/06/2022	Revaluation	0.00	0.00	160.05	0.00	4,440.00	0.00	0.00	0.00
	<b>30/06/2022</b>		<b>12,000.00</b>	<b>4,279.95</b>	<b>160.05</b>	<b>0.00</b>	<b>4,440.00</b>	<b>0.00</b>	<b>0.00</b>	<b>0.00</b>

# Chuattini Family Super Fund

## Market Movement Report

As at 30 June 2022

Investment	Date	Description	Unrealised				Realised			Total
			Units	Accounting Cost Movement	Market Movement	Depreciation	Balance	Consideration	Accounting Cost Base	
ELO.AX - Elmo Software Limited										
	01/07/2021	Opening Balance	763.00	0.00	0.00	0.00	3,250.38	0.00	0.00	0.00
	30/06/2022	Revaluation	0.00	0.00	(1,533.63)	0.00	1,716.75	0.00	0.00	0.00
	<b>30/06/2022</b>		<b>763.00</b>	<b>0.00</b>	<b>(1,533.63)</b>	<b>0.00</b>	<b>1,716.75</b>	<b>0.00</b>	<b>0.00</b>	<b>0.00</b>
EML.AX - EML Payments Limited										
	01/07/2021	Opening Balance	1,388.00	0.00	0.00	0.00	4,830.24	0.00	0.00	0.00
	30/06/2022	Revaluation	0.00	0.00	(3,123.00)	0.00	1,707.24	0.00	0.00	0.00
	<b>30/06/2022</b>		<b>1,388.00</b>	<b>0.00</b>	<b>(3,123.00)</b>	<b>0.00</b>	<b>1,707.24</b>	<b>0.00</b>	<b>0.00</b>	<b>0.00</b>
EOL.AX - Energy One Limited										
	01/07/2021	Opening Balance	1,211.00	0.00	0.00	0.00	7,726.18	0.00	0.00	0.00
	15/10/2021	Disposal	(311.00)	(1,466.23)	0.00	0.00	6,259.95	1,802.51	1,466.23	336.28
	15/10/2021	Writeback	0.00	0.00	(517.95)	0.00	5,742.00	0.00	0.00	0.00
	17/12/2021	Disposal	(900.00)	(4,243.12)	0.00	0.00	1,498.88	5,499.81	4,243.12	1,256.69
	17/12/2021	Writeback	0.00	0.00	(1,498.88)	0.00	0.00	0.00	0.00	0.00
	<b>30/06/2022</b>		<b>0.00</b>	<b>(5,709.35)</b>	<b>(2,016.83)</b>	<b>0.00</b>	<b>0.00</b>	<b>7,302.32</b>	<b>5,709.35</b>	<b>1,592.97</b>
EOS.AX - Electro Optic Systems Holdings Limited										
	01/07/2021	Opening Balance	1,200.00	0.00	0.00	0.00	5,172.00	0.00	0.00	0.00
	30/06/2022	Revaluation	0.00	0.00	(3,924.00)	0.00	1,248.00	0.00	0.00	0.00
	<b>30/06/2022</b>		<b>1,200.00</b>	<b>0.00</b>	<b>(3,924.00)</b>	<b>0.00</b>	<b>1,248.00</b>	<b>0.00</b>	<b>0.00</b>	<b>0.00</b>
ESPO.AX - Vaneck Video Gaming And Esports Etf										
	01/07/2021	Opening Balance	353.00	0.00	0.00	0.00	4,154.81	0.00	0.00	0.00
	30/06/2022	Revaluation	0.00	0.00	(1,104.89)	0.00	3,049.92	0.00	0.00	0.00
	<b>30/06/2022</b>		<b>353.00</b>	<b>0.00</b>	<b>(1,104.89)</b>	<b>0.00</b>	<b>3,049.92</b>	<b>0.00</b>	<b>0.00</b>	<b>0.00</b>
FCL.AX - Fineos Corporation Holdings Plc										
	01/07/2021	Opening Balance	1,417.00	0.00	0.00	0.00	5,526.30	0.00	0.00	0.00
	30/06/2022	Revaluation	0.00	0.00	(3,429.14)	0.00	2,097.16	0.00	0.00	0.00
	<b>30/06/2022</b>		<b>1,417.00</b>	<b>0.00</b>	<b>(3,429.14)</b>	<b>0.00</b>	<b>2,097.16</b>	<b>0.00</b>	<b>0.00</b>	<b>0.00</b>
FDV.AX - Frontier Digital Ventures Limited										
	29/07/2021	Purchase	2,000.00	2,979.95	0.00	0.00	2,979.95	0.00	0.00	0.00
	30/06/2022	Revaluation	0.00	0.00	(1,569.95)	0.00	1,410.00	0.00	0.00	0.00
	<b>30/06/2022</b>		<b>2,000.00</b>	<b>2,979.95</b>	<b>(1,569.95)</b>	<b>0.00</b>	<b>1,410.00</b>	<b>0.00</b>	<b>0.00</b>	<b>0.00</b>

# Chuattini Family Super Fund

## Market Movement Report

As at 30 June 2022

Investment	Date	Description	Unrealised				Realised			Total
			Units	Accounting Cost Movement	Market Movement	Depreciation	Balance	Consideration	Accounting Cost Base	
GXY.AX - Galaxy Resources Limited										
	01/07/2021	Opening Balance	1,515.00	0.00	0.00	0.00	5,560.05	0.00	0.00	0.00
	18/08/2021	Disposal	(505.00)	(1,006.55)	0.00	0.00	4,553.50	2,702.00	1,006.55	1,695.45
	18/08/2021	Writeback	0.00	0.00	(846.80)	0.00	3,706.70	0.00	0.00	0.00
	25/10/2021	Disposal	(1,010.00)	(2,013.10)	0.00	0.00	1,693.60	5,218.30	2,013.10	3,205.20
	25/10/2021	Writeback	0.00	0.00	(1,693.60)	0.00	0.00	0.00	0.00	0.00
	<b>30/06/2022</b>		<b>0.00</b>	<b>(3,019.65)</b>	<b>(2,540.40)</b>	<b>0.00</b>	<b>0.00</b>	<b>7,920.30</b>	<b>3,019.65</b>	<b>4,900.65</b>
HLA.AX - Healthia Limited										
	11/11/2021	Purchase	2,000.00	3,999.95	0.00	0.00	3,999.95	0.00	0.00	0.00
	30/06/2022	Revaluation	0.00	0.00	(1,189.95)	0.00	2,810.00	0.00	0.00	0.00
	<b>30/06/2022</b>		<b>2,000.00</b>	<b>3,999.95</b>	<b>(1,189.95)</b>	<b>0.00</b>	<b>2,810.00</b>	<b>0.00</b>	<b>0.00</b>	<b>0.00</b>
HPG.AX - Hipages Group Holdings Ltd										
	12/10/2021	Purchase	888.00	3,314.43	0.00	0.00	3,314.43	0.00	0.00	0.00
	08/03/2022	Purchase	888.00	2,195.55	0.00	0.00	5,509.98	0.00	0.00	0.00
	30/06/2022	Revaluation	0.00	0.00	(3,751.74)	0.00	1,758.24	0.00	0.00	0.00
	<b>30/06/2022</b>		<b>1,776.00</b>	<b>5,509.98</b>	<b>(3,751.74)</b>	<b>0.00</b>	<b>1,758.24</b>	<b>0.00</b>	<b>0.00</b>	<b>0.00</b>
HVN.AX - Harvey Norman Holdings Limited										
	11/08/2021	Purchase	888.00	5,063.79	0.00	0.00	5,063.79	0.00	0.00	0.00
	30/06/2022	Revaluation	0.00	0.00	(1,769.31)	0.00	3,294.48	0.00	0.00	0.00
	<b>30/06/2022</b>		<b>888.00</b>	<b>5,063.79</b>	<b>(1,769.31)</b>	<b>0.00</b>	<b>3,294.48</b>	<b>0.00</b>	<b>0.00</b>	<b>0.00</b>
IKE.AX - Ikegps Group Limited										
	01/02/2022	Purchase	2,000.00	1,579.95	0.00	0.00	1,579.95	0.00	0.00	0.00
	30/06/2022	Revaluation	0.00	0.00	(319.95)	0.00	1,260.00	0.00	0.00	0.00
	<b>30/06/2022</b>		<b>2,000.00</b>	<b>1,579.95</b>	<b>(319.95)</b>	<b>0.00</b>	<b>1,260.00</b>	<b>0.00</b>	<b>0.00</b>	<b>0.00</b>
JAN.AX - Janison Education Group Limited										
	01/07/2021	Opening Balance	11,956.00	0.00	0.00	0.00	10,640.84	0.00	0.00	0.00
	07/09/2021	Disposal	(3,500.00)	(1,615.84)	0.00	0.00	9,025.00	2,990.05	1,615.84	1,374.21
	07/09/2021	Writeback	0.00	0.00	(1,499.16)	0.00	7,525.84	0.00	0.00	0.00
	15/10/2021	Disposal	(3,456.00)	(1,595.53)	0.00	0.00	5,930.31	3,228.69	1,595.53	1,633.16
	15/10/2021	Writeback	0.00	0.00	(1,480.31)	0.00	4,450.00	0.00	0.00	0.00
	17/12/2021	Disposal	(1,200.00)	(554.00)	0.00	0.00	3,896.00	1,564.05	554.00	1,010.05
	17/12/2021	Writeback	0.00	0.00	(514.00)	0.00	3,382.00	0.00	0.00	0.00
	01/02/2022	Disposal	(3,800.00)	(1,754.34)	0.00	0.00	1,627.66	4,749.05	1,754.34	2,994.71
	01/02/2022	Writeback	0.00	0.00	(1,627.66)	0.00	0.00	0.00	0.00	0.00

# Chuattini Family Super Fund

## Market Movement Report

As at 30 June 2022

Investment	Date	Description	Unrealised				Realised			Total
			Units	Accounting Cost Movement	Market Movement	Depreciation	Balance	Consideration	Accounting Cost Base	
	21/02/2022	Purchase	4,200.00	5,059.95	0.00	0.00	5,059.95	0.00	0.00	0.00
	04/03/2022	Purchase	3,500.00	3,484.95	0.00	0.00	8,544.90	0.00	0.00	0.00
	30/06/2022	Revaluation	0.00	0.00	(5,272.40)	0.00	3,272.50	0.00	0.00	0.00
	<b>30/06/2022</b>		<b>7,700.00</b>	<b>3,025.19</b>	<b>(10,393.53)</b>	<b>0.00</b>	<b>3,272.50</b>	<b>12,531.84</b>	<b>5,519.71</b>	<b>7,012.13</b>
JCS.AX - Jcurve Solutions Ltd										
	15/10/2021	Purchase	38,888.00	2,353.23	0.00	0.00	2,353.23	0.00	0.00	0.00
	30/06/2022	Revaluation	0.00	0.00	18.94	0.00	2,372.17	0.00	0.00	0.00
	<b>30/06/2022</b>		<b>38,888.00</b>	<b>2,353.23</b>	<b>18.94</b>	<b>0.00</b>	<b>2,372.17</b>	<b>0.00</b>	<b>0.00</b>	<b>0.00</b>
JIN.AX - Jumbo Interactive Limited										
	01/07/2021	Opening Balance	100.00	0.00	0.00	0.00	1,777.00	0.00	0.00	0.00
	15/10/2021	Disposal	(100.00)	(1,507.95)	0.00	0.00	269.05	1,541.05	1,507.95	33.10
	15/10/2021	Writeback	0.00	0.00	(269.05)	0.00	0.00	0.00	0.00	0.00
	<b>30/06/2022</b>		<b>0.00</b>	<b>(1,507.95)</b>	<b>(269.05)</b>	<b>0.00</b>	<b>0.00</b>	<b>1,541.05</b>	<b>1,507.95</b>	<b>33.10</b>
JLG.AX - Johns Lyng Group Limited										
	27/05/2022	Purchase	500.00	2,779.95	0.00	0.00	2,779.95	0.00	0.00	0.00
	30/06/2022	Revaluation	0.00	0.00	90.05	0.00	2,870.00	0.00	0.00	0.00
	<b>30/06/2022</b>		<b>500.00</b>	<b>2,779.95</b>	<b>90.05</b>	<b>0.00</b>	<b>2,870.00</b>	<b>0.00</b>	<b>0.00</b>	<b>0.00</b>
KGN.AX - Kogan.com Ltd										
	01/07/2021	Opening Balance	244.00	0.00	0.00	0.00	2,825.52	0.00	0.00	0.00
	01/02/2022	Purchase	300.00	2,143.95	0.00	0.00	4,969.47	0.00	0.00	0.00
	30/06/2022	Revaluation	0.00	0.00	(3,457.15)	0.00	1,512.32	0.00	0.00	0.00
	<b>30/06/2022</b>		<b>544.00</b>	<b>2,143.95</b>	<b>(3,457.15)</b>	<b>0.00</b>	<b>1,512.32</b>	<b>0.00</b>	<b>0.00</b>	<b>0.00</b>
LAU.AX - Lindsay Australia Limited										
	21/04/2022	Purchase	6,591.00	2,788.17	0.00	0.00	2,788.17	0.00	0.00	0.00
	27/04/2022	Purchase	3,409.00	1,115.87	0.00	0.00	3,904.04	0.00	0.00	0.00
	28/04/2022	Instalment	0.00	415.91	0.00	0.00	4,319.95	0.00	0.00	0.00
	30/06/2022	Revaluation	0.00	0.00	(269.95)	0.00	4,050.00	0.00	0.00	0.00
	<b>30/06/2022</b>		<b>10,000.00</b>	<b>4,319.95</b>	<b>(269.95)</b>	<b>0.00</b>	<b>4,050.00</b>	<b>0.00</b>	<b>0.00</b>	<b>0.00</b>
LKE.AX - Lake Resources N.I.										
	29/10/2021	Purchase	2,500.00	2,344.95	0.00	0.00	2,344.95	0.00	0.00	0.00
	17/06/2022	Disposal	(2,500.00)	(2,344.95)	0.00	0.00	0.00	3,905.05	2,344.95	1,560.10
	22/06/2022	Purchase	3,000.00	4,159.95	0.00	0.00	4,159.95	0.00	0.00	0.00
	22/06/2022	Purchase	3,000.00	4,519.95	0.00	0.00	8,679.90	0.00	0.00	0.00

# Chuattini Family Super Fund

## Market Movement Report

As at 30 June 2022

Investment	Date	Description	Unrealised				Realised			Total
			Units	Accounting Cost Movement	Market Movement	Depreciation	Balance	Consideration	Accounting Cost Base	
	28/06/2022	Purchase	2,000.00	1,659.95	0.00	0.00	10,339.85	0.00	0.00	0.00
	30/06/2022	Revaluation	0.00	0.00	(4,059.85)	0.00	6,280.00	0.00	0.00	0.00
	<b>30/06/2022</b>		<b>8,000.00</b>	<b>10,339.85</b>	<b>(4,059.85)</b>	<b>0.00</b>	<b>6,280.00</b>	<b>3,905.05</b>	<b>2,344.95</b>	<b>1,560.10</b>
M7T.AX - Mach7 Technologies Limited										
	01/07/2021	Opening Balance	4,098.00	0.00	0.00	0.00	4,364.37	0.00	0.00	0.00
	30/06/2022	Revaluation	0.00	0.00	(2,356.35)	0.00	2,008.02	0.00	0.00	0.00
	<b>30/06/2022</b>		<b>4,098.00</b>	<b>0.00</b>	<b>(2,356.35)</b>	<b>0.00</b>	<b>2,008.02</b>	<b>0.00</b>	<b>0.00</b>	<b>0.00</b>
MDR.AX - Medadvisor Limited										
	01/07/2021	Opening Balance	6,329.00	0.00	0.00	0.00	1,898.70	0.00	0.00	0.00
	10/09/2021	Disposal	(6,329.00)	(2,519.91)	0.00	0.00	(621.21)	1,499.01	2,519.91	(1,020.90)
	10/09/2021	Writeback	0.00	0.00	621.21	0.00	0.00	0.00	0.00	0.00
	<b>30/06/2022</b>		<b>0.00</b>	<b>(2,519.91)</b>	<b>621.21</b>	<b>0.00</b>	<b>0.00</b>	<b>1,499.01</b>	<b>2,519.91</b>	<b>(1,020.90)</b>
MOC.AX - Mortgage Choice Limited										
	01/07/2021	Opening Balance	2,542.00	0.00	0.00	0.00	4,956.90	0.00	0.00	0.00
	01/07/2021	Disposal	(2,542.00)	(3,197.45)	0.00	0.00	1,759.45	4,956.90	3,197.45	1,759.45
	01/07/2021	Writeback	0.00	0.00	(1,759.45)	0.00	0.00	0.00	0.00	0.00
	<b>30/06/2022</b>		<b>0.00</b>	<b>(3,197.45)</b>	<b>(1,759.45)</b>	<b>0.00</b>	<b>0.00</b>	<b>4,956.90</b>	<b>3,197.45</b>	<b>1,759.45</b>
MP1.AX - Megaport Limited										
	01/07/2021	Opening Balance	377.00	0.00	0.00	0.00	6,948.11	0.00	0.00	0.00
	15/10/2021	Disposal	(77.00)	(1,171.90)	0.00	0.00	5,776.21	1,251.32	1,171.90	79.42
	15/10/2021	Writeback	0.00	0.00	(340.98)	0.00	5,435.23	0.00	0.00	0.00
	30/06/2022	Revaluation	0.00	0.00	(3,800.23)	0.00	1,635.00	0.00	0.00	0.00
	<b>30/06/2022</b>		<b>300.00</b>	<b>(1,171.90)</b>	<b>(4,141.21)</b>	<b>0.00</b>	<b>1,635.00</b>	<b>1,251.32</b>	<b>1,171.90</b>	<b>79.42</b>
MSB.AX - Mesoblast Limited										
	01/07/2021	Opening Balance	400.00	0.00	0.00	0.00	792.00	0.00	0.00	0.00
	15/10/2021	Disposal	(400.00)	(1,219.95)	0.00	0.00	(427.95)	602.00	1,219.95	(617.95)
	15/10/2021	Writeback	0.00	0.00	427.95	0.00	0.00	0.00	0.00	0.00
	<b>30/06/2022</b>		<b>0.00</b>	<b>(1,219.95)</b>	<b>427.95</b>	<b>0.00</b>	<b>0.00</b>	<b>602.00</b>	<b>1,219.95</b>	<b>(617.95)</b>
MVP.AX - Medical Developments International Limited										
	01/07/2021	Opening Balance	737.00	0.00	0.00	0.00	3,316.50	0.00	0.00	0.00
	30/06/2022	Revaluation	0.00	0.00	(2,240.48)	0.00	1,076.02	0.00	0.00	0.00
	<b>30/06/2022</b>		<b>737.00</b>	<b>0.00</b>	<b>(2,240.48)</b>	<b>0.00</b>	<b>1,076.02</b>	<b>0.00</b>	<b>0.00</b>	<b>0.00</b>

# Chuattini Family Super Fund

## Market Movement Report

As at 30 June 2022

Investment	Date	Description	Unrealised				Realised			Total
			Units	Accounting Cost Movement	Market Movement	Depreciation	Balance	Consideration	Accounting Cost Base	
NAN.AX - Nanosonics Limited										
	01/07/2021	Opening Balance	300.00	0.00	0.00	0.00	1,761.00	0.00	0.00	0.00
	30/06/2022	Revaluation	0.00	0.00	(753.00)	0.00	1,008.00	0.00	0.00	0.00
	<b>30/06/2022</b>		<b>300.00</b>	<b>0.00</b>	<b>(753.00)</b>	<b>0.00</b>	<b>1,008.00</b>	<b>0.00</b>	<b>0.00</b>	<b>0.00</b>
NDQ.AX - Betashares Nasdaq 100 Etf										
	01/07/2021	Opening Balance	88.00	0.00	0.00	0.00	2,825.68	0.00	0.00	0.00
	12/05/2022	Purchase	100.00	2,830.95	0.00	0.00	5,656.63	0.00	0.00	0.00
	30/06/2022	Purchase	150.00	4,036.95	0.00	0.00	9,693.58	0.00	0.00	0.00
	30/06/2022	Revaluation	0.00	0.00	(665.60)	0.00	9,027.98	0.00	0.00	0.00
	<b>30/06/2022</b>		<b>338.00</b>	<b>6,867.90</b>	<b>(665.60)</b>	<b>0.00</b>	<b>9,027.98</b>	<b>0.00</b>	<b>0.00</b>	<b>0.00</b>
NHF.AX - Nib Holdings Limited										
	01/02/2022	Purchase	800.00	5,083.95	0.00	0.00	5,083.95	0.00	0.00	0.00
	30/06/2022	Revaluation	0.00	0.00	820.05	0.00	5,904.00	0.00	0.00	0.00
	<b>30/06/2022</b>		<b>800.00</b>	<b>5,083.95</b>	<b>820.05</b>	<b>0.00</b>	<b>5,904.00</b>	<b>0.00</b>	<b>0.00</b>	<b>0.00</b>
NWL.AX - Netwealth Group Limited										
	27/05/2022	Purchase	200.00	2,475.95	0.00	0.00	2,475.95	0.00	0.00	0.00
	24/06/2022	Purchase	200.00	2,321.95	0.00	0.00	4,797.90	0.00	0.00	0.00
	30/06/2022	Revaluation	0.00	0.00	66.10	0.00	4,864.00	0.00	0.00	0.00
	<b>30/06/2022</b>		<b>400.00</b>	<b>4,797.90</b>	<b>66.10</b>	<b>0.00</b>	<b>4,864.00</b>	<b>0.00</b>	<b>0.00</b>	<b>0.00</b>
NXL.AX - Nuix Limited										
	01/07/2021	Opening Balance	500.00	0.00	0.00	0.00	1,105.00	0.00	0.00	0.00
	05/07/2021	Disposal	(500.00)	(4,929.95)	0.00	0.00	(3,824.95)	1,130.05	4,929.95	(3,799.90)
	05/07/2021	Writeback	0.00	0.00	3,824.95	0.00	0.00	0.00	0.00	0.00
	<b>30/06/2022</b>		<b>0.00</b>	<b>(4,929.95)</b>	<b>3,824.95</b>	<b>0.00</b>	<b>0.00</b>	<b>1,130.05</b>	<b>4,929.95</b>	<b>(3,799.90)</b>
PAR.AX - Paradigm Biopharmaceuticals Limited..										
	01/07/2021	Opening Balance	1,000.00	0.00	0.00	0.00	2,100.00	0.00	0.00	0.00
	16/12/2021	Disposal	(1,000.00)	(2,789.95)	0.00	0.00	(689.95)	1,935.05	2,789.95	(854.90)
	16/12/2021	Writeback	0.00	0.00	689.95	0.00	0.00	0.00	0.00	0.00
	<b>30/06/2022</b>		<b>0.00</b>	<b>(2,789.95)</b>	<b>689.95</b>	<b>0.00</b>	<b>0.00</b>	<b>1,935.05</b>	<b>2,789.95</b>	<b>(854.90)</b>
PPE.AX - Peoplein Limited										
	01/07/2021	Opening Balance	1,315.00	0.00	0.00	0.00	6,035.85	0.00	0.00	0.00
	30/06/2022	Revaluation	0.00	0.00	(2,235.50)	0.00	3,800.35	0.00	0.00	0.00
	<b>30/06/2022</b>		<b>1,315.00</b>	<b>0.00</b>	<b>(2,235.50)</b>	<b>0.00</b>	<b>3,800.35</b>	<b>0.00</b>	<b>0.00</b>	<b>0.00</b>

# Chuattini Family Super Fund

## Market Movement Report

As at 30 June 2022

Investment	Date	Description	Unrealised				Realised			Total
			Units	Accounting Cost Movement	Market Movement	Depreciation	Balance	Consideration	Accounting Cost Base	
PPH.AX - Pushpay Holdings Limited										
	01/07/2021	Opening Balance	1,648.00	0.00	0.00	0.00	2,727.44	0.00	0.00	0.00
	30/06/2022	Revaluation	0.00	0.00	(881.68)	0.00	1,845.76	0.00	0.00	0.00
	<b>30/06/2022</b>		<b>1,648.00</b>	<b>0.00</b>	<b>(881.68)</b>	<b>0.00</b>	<b>1,845.76</b>	<b>0.00</b>	<b>0.00</b>	<b>0.00</b>
PPS.AX - Praemium Limited										
	01/07/2021	Opening Balance	6,993.00	0.00	0.00	0.00	7,622.37	0.00	0.00	0.00
	23/08/2021	Disposal	(2,333.00)	(1,628.09)	0.00	0.00	5,994.28	2,849.64	1,628.09	1,221.55
	23/08/2021	Writeback	0.00	0.00	(914.88)	0.00	5,079.40	0.00	0.00	0.00
	04/11/2021	Disposal	(660.00)	(460.58)	0.00	0.00	4,618.82	950.30	460.58	489.72
	04/11/2021	Writeback	0.00	0.00	(258.82)	0.00	4,360.00	0.00	0.00	0.00
	30/06/2022	Revaluation	0.00	0.00	(2,500.00)	0.00	1,860.00	0.00	0.00	0.00
	<b>30/06/2022</b>		<b>4,000.00</b>	<b>(2,088.67)</b>	<b>(3,673.70)</b>	<b>0.00</b>	<b>1,860.00</b>	<b>3,799.94</b>	<b>2,088.67</b>	<b>1,711.27</b>
PSI.AX - Psc Insurance Group Limited										
	27/05/2022	Purchase	52.00	258.56	0.00	0.00	258.56	0.00	0.00	0.00
	31/05/2022	Purchase	448.00	2,075.24	0.00	0.00	2,333.80	0.00	0.00	0.00
	30/06/2022	Revaluation	0.00	0.00	(263.80)	0.00	2,070.00	0.00	0.00	0.00
	<b>30/06/2022</b>		<b>500.00</b>	<b>2,333.80</b>	<b>(263.80)</b>	<b>0.00</b>	<b>2,070.00</b>	<b>0.00</b>	<b>0.00</b>	<b>0.00</b>
PTB.AX - PTB Group Limited										
	17/06/2022	Purchase	3,500.00	3,519.95	0.00	0.00	3,519.95	0.00	0.00	0.00
	30/06/2022	Revaluation	0.00	0.00	330.05	0.00	3,850.00	0.00	0.00	0.00
	<b>30/06/2022</b>		<b>3,500.00</b>	<b>3,519.95</b>	<b>330.05</b>	<b>0.00</b>	<b>3,850.00</b>	<b>0.00</b>	<b>0.00</b>	<b>0.00</b>
QAN.AX - Qantas Airways Limited										
	01/07/2021	Opening Balance	500.00	0.00	0.00	0.00	2,330.00	0.00	0.00	0.00
	30/06/2022	Revaluation	0.00	0.00	(95.00)	0.00	2,235.00	0.00	0.00	0.00
	<b>30/06/2022</b>		<b>500.00</b>	<b>0.00</b>	<b>(95.00)</b>	<b>0.00</b>	<b>2,235.00</b>	<b>0.00</b>	<b>0.00</b>	<b>0.00</b>
RCL.AX - Readcloud Limited										
	01/07/2021	Opening Balance	7,500.00	0.00	0.00	0.00	2,475.00	0.00	0.00	0.00
	15/10/2021	Disposal	(7,500.00)	(5,157.45)	0.00	0.00	(2,682.45)	1,742.55	5,157.45	(3,414.90)
	15/10/2021	Writeback	0.00	0.00	2,682.45	0.00	0.00	0.00	0.00	0.00
	<b>30/06/2022</b>		<b>0.00</b>	<b>(5,157.45)</b>	<b>2,682.45</b>	<b>0.00</b>	<b>0.00</b>	<b>1,742.55</b>	<b>5,157.45</b>	<b>(3,414.90)</b>

# Chuattini Family Super Fund

## Market Movement Report

As at 30 June 2022

Investment	Date	Description	Unrealised				Realised			Total
			Units	Accounting Cost Movement	Market Movement	Depreciation	Balance	Consideration	Accounting Cost Base	
RDY.AX - Readytech Holdings Limited										
	01/07/2021	Opening Balance	2,415.00	0.00	0.00	0.00	5,796.00	0.00	0.00	0.00
	15/10/2021	Disposal	(385.00)	(777.03)	0.00	0.00	5,018.97	1,335.25	777.03	558.22
	15/10/2021	Writeback	0.00	0.00	(146.97)	0.00	4,872.00	0.00	0.00	0.00
	18/10/2021	Disposal	(230.00)	(464.20)	0.00	0.00	4,407.80	816.50	464.20	352.30
	18/10/2021	Writeback	0.00	0.00	(87.80)	0.00	4,320.00	0.00	0.00	0.00
	22/10/2021	Disposal	(450.00)	(908.22)	0.00	0.00	3,411.78	1,618.05	908.22	709.83
	22/10/2021	Writeback	0.00	0.00	(171.78)	0.00	3,240.00	0.00	0.00	0.00
	30/06/2022	Revaluation	0.00	0.00	945.00	0.00	4,185.00	0.00	0.00	0.00
	<b>30/06/2022</b>		<b>1,350.00</b>	<b>(2,149.45)</b>	<b>538.45</b>	<b>0.00</b>	<b>4,185.00</b>	<b>3,769.80</b>	<b>2,149.45</b>	<b>1,620.35</b>
RUL.AX - Rpmglobal Holdings Limited										
	01/07/2021	Opening Balance	4,016.00	0.00	0.00	0.00	7,148.48	0.00	0.00	0.00
	15/10/2021	Disposal	(916.00)	(1,099.17)	0.00	0.00	6,049.31	1,711.29	1,099.17	612.12
	15/10/2021	Writeback	0.00	0.00	(531.31)	0.00	5,518.00	0.00	0.00	0.00
	30/06/2022	Revaluation	0.00	0.00	(403.00)	0.00	5,115.00	0.00	0.00	0.00
	<b>30/06/2022</b>		<b>3,100.00</b>	<b>(1,099.17)</b>	<b>(934.31)</b>	<b>0.00</b>	<b>5,115.00</b>	<b>1,711.29</b>	<b>1,099.17</b>	<b>612.12</b>
S32.AX - South32 Limited										
	01/07/2021	Opening Balance	888.00	0.00	0.00	0.00	2,601.84	0.00	0.00	0.00
	30/06/2022	Revaluation	0.00	0.00	896.88	0.00	3,498.72	0.00	0.00	0.00
	<b>30/06/2022</b>		<b>888.00</b>	<b>0.00</b>	<b>896.88</b>	<b>0.00</b>	<b>3,498.72</b>	<b>0.00</b>	<b>0.00</b>	<b>0.00</b>
SIQ.AX - Smartgroup Corporation Ltd										
	01/07/2021	Opening Balance	260.00	0.00	0.00	0.00	1,918.80	0.00	0.00	0.00
	30/06/2022	Revaluation	0.00	0.00	(330.20)	0.00	1,588.60	0.00	0.00	0.00
	<b>30/06/2022</b>		<b>260.00</b>	<b>0.00</b>	<b>(330.20)</b>	<b>0.00</b>	<b>1,588.60</b>	<b>0.00</b>	<b>0.00</b>	<b>0.00</b>
SOL.AX - Washington H Soul Pattinson & Company Limited										
	07/04/2022	Purchase	168.00	4,828.11	0.00	0.00	4,828.11	0.00	0.00	0.00
	30/06/2022	Revaluation	0.00	0.00	(873.39)	0.00	3,954.72	0.00	0.00	0.00
	<b>30/06/2022</b>		<b>168.00</b>	<b>4,828.11</b>	<b>(873.39)</b>	<b>0.00</b>	<b>3,954.72</b>	<b>0.00</b>	<b>0.00</b>	<b>0.00</b>
ST1.AX - Spirit Technology Solutions Ltd										
	01/07/2021	Opening Balance	15,000.00	0.00	0.00	0.00	3,900.00	0.00	0.00	0.00
	30/06/2022	Revaluation	0.00	0.00	(3,105.00)	0.00	795.00	0.00	0.00	0.00
	<b>30/06/2022</b>		<b>15,000.00</b>	<b>0.00</b>	<b>(3,105.00)</b>	<b>0.00</b>	<b>795.00</b>	<b>0.00</b>	<b>0.00</b>	<b>0.00</b>



# Chuattini Family Super Fund

## Market Movement Report

As at 30 June 2022

Investment	Date	Description	Unrealised				Realised			Total
			Units	Accounting Cost Movement	Market Movement	Depreciation	Balance	Consideration	Accounting Cost Base	
SUL.AX - Super Retail Group Limited										
	01/07/2021	Opening Balance	468.00	0.00	0.00	0.00	6,041.88	0.00	0.00	0.00
	30/06/2022	Revaluation	0.00	0.00	(2,068.56)	0.00	3,973.32	0.00	0.00	0.00
	<b>30/06/2022</b>		<b>468.00</b>	<b>0.00</b>	<b>(2,068.56)</b>	<b>0.00</b>	<b>3,973.32</b>	<b>0.00</b>	<b>0.00</b>	<b>0.00</b>
SZL.AX - Sezzle Inc.										
	01/07/2021	Opening Balance	763.00	0.00	0.00	0.00	6,722.03	0.00	0.00	0.00
	15/07/2021	Disposal	(763.00)	(5,017.24)	0.00	0.00	1,704.79	6,641.04	5,017.24	1,623.80
	15/07/2021	Writeback	0.00	0.00	(1,704.79)	0.00	0.00	0.00	0.00	0.00
	<b>30/06/2022</b>		<b>0.00</b>	<b>(5,017.24)</b>	<b>(1,704.79)</b>	<b>0.00</b>	<b>0.00</b>	<b>6,641.04</b>	<b>5,017.24</b>	<b>1,623.80</b>
TWE.AX - Treasury Wine Estates Limited										
	01/07/2021	Opening Balance	620.00	0.00	0.00	0.00	7,241.60	0.00	0.00	0.00
	16/12/2021	Disposal	(150.00)	(1,380.75)	0.00	0.00	5,860.85	1,798.05	1,380.75	417.30
	16/12/2021	Writeback	0.00	0.00	(358.19)	0.00	5,502.66	0.00	0.00	0.00
	30/06/2022	Revaluation	0.00	0.00	(168.16)	0.00	5,334.50	0.00	0.00	0.00
	<b>30/06/2022</b>		<b>470.00</b>	<b>(1,380.75)</b>	<b>(526.35)</b>	<b>0.00</b>	<b>5,334.50</b>	<b>1,798.05</b>	<b>1,380.75</b>	<b>417.30</b>
TYR.AX - Tyro Payments Limited										
	28/09/2021	Purchase	1,200.00	5,059.95	0.00	0.00	5,059.95	0.00	0.00	0.00
	30/06/2022	Revaluation	0.00	0.00	(4,339.95)	0.00	720.00	0.00	0.00	0.00
	<b>30/06/2022</b>		<b>1,200.00</b>	<b>5,059.95</b>	<b>(4,339.95)</b>	<b>0.00</b>	<b>720.00</b>	<b>0.00</b>	<b>0.00</b>	<b>0.00</b>
UWL.AX - Uniti Group Limited										
	12/07/2021	Purchase	1,500.00	4,939.95	0.00	0.00	4,939.95	0.00	0.00	0.00
	29/07/2021	Purchase	1,000.00	3,399.95	0.00	0.00	8,339.90	0.00	0.00	0.00
	19/08/2021	Disposal	(1,000.00)	(3,399.95)	0.00	0.00	4,939.95	3,860.05	3,399.95	460.10
	16/11/2021	Disposal	(500.00)	(1,646.65)	0.00	0.00	3,293.30	1,940.05	1,646.65	293.40
	31/05/2022	Disposal	(1,000.00)	(3,293.30)	0.00	0.00	0.00	4,930.05	3,293.30	1,636.75
	<b>30/06/2022</b>		<b>0.00</b>	<b>0.00</b>	<b>0.00</b>	<b>0.00</b>	<b>0.00</b>	<b>10,730.15</b>	<b>8,339.90</b>	<b>2,390.25</b>
VAE.AX - Vanguard Ftse Asia Ex Japan Shares Index Etf										
	10/03/2022	Purchase	68.00	4,594.99	0.00	0.00	4,594.99	0.00	0.00	0.00
	17/03/2022	Purchase	22.00	1,464.91	0.00	0.00	6,059.90	0.00	0.00	0.00
	30/06/2022	Revaluation	0.00	0.00	79.00	0.00	6,138.90	0.00	0.00	0.00
	<b>30/06/2022</b>		<b>90.00</b>	<b>6,059.90</b>	<b>79.00</b>	<b>0.00</b>	<b>6,138.90</b>	<b>0.00</b>	<b>0.00</b>	<b>0.00</b>

# Chuattini Family Super Fund

## Market Movement Report

As at 30 June 2022

Investment	Date	Description	Unrealised				Realised			Total
			Units	Accounting Cost Movement	Market Movement	Depreciation	Balance	Consideration	Accounting Cost Base	
VAF.AX - Vanguard Australian Fixed Interest Index Etf										
	17/03/2022	Purchase	22.00	1,054.39	0.00	0.00	1,054.39	0.00	0.00	0.00
	24/03/2022	Purchase	44.00	2,093.82	0.00	0.00	3,148.21	0.00	0.00	0.00
	30/06/2022	Revaluation	0.00	0.00	(232.33)	0.00	2,915.88	0.00	0.00	0.00
	<b>30/06/2022</b>		<b>66.00</b>	<b>3,148.21</b>	<b>(232.33)</b>	<b>0.00</b>	<b>2,915.88</b>	<b>0.00</b>	<b>0.00</b>	<b>0.00</b>
VDHG.AX - Vanguard Diversified High Growth Index Etf										
	14/06/2022	Purchase	50.00	2,823.45	0.00	0.00	2,823.45	0.00	0.00	0.00
	17/06/2022	Purchase	50.00	2,658.95	0.00	0.00	5,482.40	0.00	0.00	0.00
	24/06/2022	Purchase	50.00	2,623.95	0.00	0.00	8,106.35	0.00	0.00	0.00
	30/06/2022	Revaluation	0.00	0.00	(171.35)	0.00	7,935.00	0.00	0.00	0.00
	<b>30/06/2022</b>		<b>150.00</b>	<b>8,106.35</b>	<b>(171.35)</b>	<b>0.00</b>	<b>7,935.00</b>	<b>0.00</b>	<b>0.00</b>	<b>0.00</b>
VGS.AX - Vanguard Msci Index International Shares Etf										
	01/07/2021	Opening Balance	42.00	0.00	0.00	0.00	4,070.64	0.00	0.00	0.00
	15/10/2021	Purchase	20.00	1,987.95	0.00	0.00	6,058.59	0.00	0.00	0.00
	08/03/2022	Purchase	38.00	3,636.79	0.00	0.00	9,695.38	0.00	0.00	0.00
	30/06/2022	Revaluation	0.00	0.00	(834.38)	0.00	8,861.00	0.00	0.00	0.00
	<b>30/06/2022</b>		<b>100.00</b>	<b>5,624.74</b>	<b>(834.38)</b>	<b>0.00</b>	<b>8,861.00</b>	<b>0.00</b>	<b>0.00</b>	<b>0.00</b>
VHT.AX - Volpara Health Technologies Limited										
	01/07/2021	Opening Balance	3,521.00	0.00	0.00	0.00	4,084.36	0.00	0.00	0.00
	30/06/2022	Revaluation	0.00	0.00	(2,605.54)	0.00	1,478.82	0.00	0.00	0.00
	<b>30/06/2022</b>		<b>3,521.00</b>	<b>0.00</b>	<b>(2,605.54)</b>	<b>0.00</b>	<b>1,478.82</b>	<b>0.00</b>	<b>0.00</b>	<b>0.00</b>
WBC.AX - Westpac Banking Corporation										
	01/07/2021	Opening Balance	247.00	0.00	0.00	0.00	6,375.07	0.00	0.00	0.00
	29/10/2021	Disposal	(47.00)	(952.26)	0.00	0.00	5,422.81	1,205.81	952.26	253.55
	29/10/2021	Writeback	0.00	0.00	(260.81)	0.00	5,162.00	0.00	0.00	0.00
	30/06/2022	Revaluation	0.00	0.00	(1,262.00)	0.00	3,900.00	0.00	0.00	0.00
	<b>30/06/2022</b>		<b>200.00</b>	<b>(952.26)</b>	<b>(1,522.81)</b>	<b>0.00</b>	<b>3,900.00</b>	<b>1,205.81</b>	<b>952.26</b>	<b>253.55</b>
WSP.AX - Whispir Limited										
	01/07/2021	Opening Balance	1,901.00	0.00	0.00	0.00	4,961.61	0.00	0.00	0.00
	30/06/2022	Revaluation	0.00	0.00	(3,535.86)	0.00	1,425.75	0.00	0.00	0.00
	<b>30/06/2022</b>		<b>1,901.00</b>	<b>0.00</b>	<b>(3,535.86)</b>	<b>0.00</b>	<b>1,425.75</b>	<b>0.00</b>	<b>0.00</b>	<b>0.00</b>

# Chuattini Family Super Fund

## Market Movement Report

As at 30 June 2022

Investment	Date	Description	Unrealised				Realised			Total
			Units	Accounting Cost Movement	Market Movement	Depreciation	Balance	Consideration	Accounting Cost Base	
XF1.AX - Xref Limited										
	01/07/2021	Opening Balance	18,867.00	0.00	0.00	0.00	5,754.44	0.00	0.00	0.00
	02/09/2021	Disposal	(7,867.00)	(2,093.08)	0.00	0.00	3,661.36	3,520.20	2,093.08	1,427.12
	02/09/2021	Writeback	0.00	0.00	(306.36)	0.00	3,355.00	0.00	0.00	0.00
	15/10/2021	Disposal	(3,000.00)	(798.17)	0.00	0.00	2,556.83	1,900.05	798.17	1,101.88
	15/10/2021	Writeback	0.00	0.00	(116.83)	0.00	2,440.00	0.00	0.00	0.00
	23/12/2021	Disposal	(2,465.00)	(655.83)	0.00	0.00	1,784.17	1,557.65	655.83	901.82
	23/12/2021	Writeback	0.00	0.00	(95.99)	0.00	1,688.18	0.00	0.00	0.00
	29/12/2021	Disposal	(1,535.00)	(408.40)	0.00	0.00	1,279.78	982.40	408.40	574.00
	29/12/2021	Writeback	0.00	0.00	(59.78)	0.00	1,220.00	0.00	0.00	0.00
	30/06/2022	Revaluation	0.00	0.00	480.00	0.00	1,700.00	0.00	0.00	0.00
	<b>30/06/2022</b>		<b>4,000.00</b>	<b>(3,955.48)</b>	<b>(98.96)</b>	<b>0.00</b>	<b>1,700.00</b>	<b>7,960.30</b>	<b>3,955.48</b>	<b>4,004.82</b>
<b>Total Market Movement</b>					<b>67,455.67</b>					<b>26,194.92</b>
										<b>93,650.59</b>

## Chuattini Family Super Fund

# Capital Gains Reconciliation Report

For The Period 01 July 2021 - 30 June 2022

	Total	Discounted	Indexed	Other	Notional
<b>Losses available to offset</b>					
Carried forward from prior losses	4,454.00				
Carried forward from prior losses - Collectables	0.00				
Current year capital losses	22,322.44				
Current year capital losses - Collectables	0.00				
<b>Total Losses Available</b>	<b>26,776.44</b>				
<b>Total Losses Available - Collectables</b>	<b>0.00</b>				
<b>Capital Gains</b>					
Capital gains from disposal of assets	48,517.35	10,222.28	0.00	38,295.07	0.00
Capital gains from disposal of assets - Collectables	0.00	0.00	0.00	0.00	0.00
Capital gains from trust distributions	735.77	735.77	0.00	0.00	0.00
<b>Capital Gains Before Losses applied</b>	<b>49,253.12</b>	<b>10,958.05</b>	<b>0.00</b>	<b>38,295.07</b>	<b>0.00</b>
<b>Losses and discount applied</b>					
Losses applied	26,776.44	0.00	0.00	26,776.44	0.00
Losses applied - Collectables	0.00	0.00	0.00	0.00	0.00
Capital gains after losses applied	22,476.68	10,958.04	0.00	11,518.63	0.00
Capital gains after losses applied - Collectables	0.00	0.00	0.00	0.00	0.00
CGT Discount applied	3,652.68				
CGT Discount applied - Collectables	0.00				

## Chuattini Family Super Fund

# Capital Gains Reconciliation Report

For The Period 01 July 2021 - 30 June 2022

---

	Total	Discounted	Indexed	Other	Notional
<b>Net Capital Gain</b>					
Net capital gain	18,824.00				
Net capital gain - Collectables	0.00				
<b>Total Net Capital Gain (11A)</b>	<b>18,824.00</b>				
<b>Net Capital Losses Carried Forward to later income</b>					
Net Capital Losses Carried Forward to later income years	0.00				
Net Capital Losses Carried Forward to later income years - Collectables	0.00				
<b>Total Net Capital Losses Carried Forward to later income years (14V)</b>	<b>0.00</b>				

---

### Note

Refer to Realised Gains Report for details of Disposals at a Security level

Refer to Distribution Reconciliation Report for Trust Distribution details at a Security level

---

# Chuattini Family Super Fund

## Realised Capital Gains Report

For The Period 01 July 2021 - 30 June 2022

Investment		Accounting Treatment				Tax Treatment						
Purchase Contract Date	Disposal Contract Date	Units	Cost	Proceeds	Accounting Profit/(Loss)	Adjusted Cost Base	Reduced Cost Base	Indexed Cost Base	Indexed Gains	Discounted Gains (Gross)	Other Gains	Capital Loss
<b>Shares in Listed Companies (Australian)</b>												
5GN.AX - 5g Networks Limited												
23/10/2020	15/10/2021	888.00	1,644.99	811.40	(833.59)	1,644.99	1,644.99	0.00	0.00	0.00	0.00	(833.59)
		<b>888.00</b>	<b>1,644.99</b>	<b>811.40</b>	<b>(833.59)</b>	<b>1,644.99</b>	<b>1,644.99</b>	<b>0.00</b>	<b>0.00</b>	<b>0.00</b>	<b>0.00</b>	<b>(833.59)</b>
ABB.AX - Aussie Broadband Limited												
27/11/2020	17/08/2021	988.00	1,934.37	3,615.89	1,681.52	1,934.37	1,934.37	0.00	0.00	0.00	1,681.52	0.00
27/11/2020	15/10/2021	350.00	685.25	1,688.05	1,002.80	685.25	685.25	0.00	0.00	0.00	1,002.80	0.00
27/11/2020	23/02/2022	1,200.00	2,349.43	5,464.05	3,114.62	2,349.43	2,349.43	0.00	0.00	3,114.62	0.00	0.00
		<b>2,538.00</b>	<b>4,969.05</b>	<b>10,767.99</b>	<b>5,798.94</b>	<b>4,969.05</b>	<b>4,969.05</b>	<b>0.00</b>	<b>0.00</b>	<b>3,114.62</b>	<b>2,684.32</b>	<b>0.00</b>
ACL.AX - Australian Clinical Labs Limited												
24/09/2021	01/02/2022	1,000.00	4,569.95	4,970.05	400.10	4,569.95	4,569.95	0.00	0.00	0.00	400.10	0.00
10/02/2022	06/06/2022	1,000.00	4,899.95	5,410.05	510.10	4,899.95	4,899.95	0.00	0.00	0.00	510.10	0.00
		<b>2,000.00</b>	<b>9,469.90</b>	<b>10,380.10</b>	<b>910.20</b>	<b>9,469.90</b>	<b>9,469.90</b>	<b>0.00</b>	<b>0.00</b>	<b>0.00</b>	<b>910.20</b>	<b>0.00</b>
AEF.AX - Australian Ethical Investment Limited												
27/11/2020	17/08/2021	388.00	1,997.15	3,289.69	1,292.54	1,997.15	1,997.15	0.00	0.00	0.00	1,292.54	0.00
27/11/2020	15/10/2021	165.00	849.30	1,704.30	855.00	849.30	849.30	0.00	0.00	0.00	855.00	0.00
		<b>553.00</b>	<b>2,846.45</b>	<b>4,993.99</b>	<b>2,147.54</b>	<b>2,846.45</b>	<b>2,846.45</b>	<b>0.00</b>	<b>0.00</b>	<b>0.00</b>	<b>2,147.54</b>	<b>0.00</b>
AMS.AX - Atomos Limited												
09/12/2020	15/10/2021	2,388.00	2,468.48	3,772.02	1,303.54	2,468.48	2,468.48	0.00	0.00	0.00	1,303.54	0.00
09/12/2020	12/05/2022	3,000.00	3,101.11	950.00	(2,151.11)	3,101.11	3,101.11	0.00	0.00	0.00	0.00	(2,151.11)
		<b>5,388.00</b>	<b>5,569.59</b>	<b>4,722.02</b>	<b>(847.57)</b>	<b>5,569.59</b>	<b>5,569.59</b>	<b>0.00</b>	<b>0.00</b>	<b>0.00</b>	<b>1,303.54</b>	<b>(2,151.11)</b>
BBT.AX - Bluebet Holdings Ltd												

## Chuattini Family Super Fund

# Realised Capital Gains Report

For The Period 01 July 2021 - 30 June 2022

Investment		Accounting Treatment				Tax Treatment						
Purchase Contract Date	Disposal Contract Date	Units	Cost	Proceeds	Accounting Profit/(Loss)	Adjusted Cost Base	Reduced Cost Base	Indexed Cost Base	Indexed Gains	Discounted Gains (Gross)	Other Gains	Capital Loss
<b>Shares in Listed Companies (Australian)</b>												
10/09/2021	16/12/2021	2,288.00	4,929.72	3,412.05	(1,517.67)	4,929.72	4,929.72	0.00	0.00	0.00	0.00	(1,517.67)
		<b>2,288.00</b>	<b>4,929.72</b>	<b>3,412.05</b>	<b>(1,517.67)</b>	<b>4,929.72</b>	<b>4,929.72</b>	<b>0.00</b>	<b>0.00</b>	<b>0.00</b>	<b>0.00</b>	<b>(1,517.67)</b>
BET.AX - Betmakers Technology Group Ltd												
27/11/2020	17/08/2021	1,490.00	994.89	1,887.25	892.36	994.89	994.89	0.00	0.00	0.00	892.36	0.00
27/11/2020	23/08/2021	1,362.00	909.43	1,675.26	765.83	909.43	909.43	0.00	0.00	0.00	765.83	0.00
27/11/2020	18/10/2021	1,500.00	1,001.57	1,652.55	650.98	1,001.57	1,001.57	0.00	0.00	0.00	650.98	0.00
27/11/2020	16/11/2021	3,000.00	2,003.14	3,220.05	1,216.91	2,003.14	2,003.14	0.00	0.00	0.00	1,216.91	0.00
		<b>7,352.00</b>	<b>4,909.03</b>	<b>8,435.11</b>	<b>3,526.08</b>	<b>4,909.03</b>	<b>4,909.03</b>	<b>0.00</b>	<b>0.00</b>	<b>0.00</b>	<b>3,526.08</b>	<b>0.00</b>
CSX.AX - Cleanspace Holdings Limited												
17/12/2020	17/08/2021	796.00	5,098.43	1,142.21	(3,956.22)	5,098.43	5,098.43	0.00	0.00	0.00	0.00	(3,956.22)
		<b>796.00</b>	<b>5,098.43</b>	<b>1,142.21</b>	<b>(3,956.22)</b>	<b>5,098.43</b>	<b>5,098.43</b>	<b>0.00</b>	<b>0.00</b>	<b>0.00</b>	<b>0.00</b>	<b>(3,956.22)</b>
DTC.AX - Damstra Holdings Limited												
21/10/2020	17/11/2021	700.00	1,503.95	433.61	(1,070.34)	1,503.95	1,503.95	0.00	0.00	0.00	0.00	(1,070.34)
27/11/2020	17/11/2021	2,890.00	4,875.15	1,790.19	(3,084.96)	4,875.15	4,875.15	0.00	0.00	0.00	0.00	(3,084.96)
		<b>3,590.00</b>	<b>6,379.10</b>	<b>2,223.80</b>	<b>(4,155.30)</b>	<b>6,379.10</b>	<b>6,379.10</b>	<b>0.00</b>	<b>0.00</b>	<b>0.00</b>	<b>0.00</b>	<b>(4,155.30)</b>
DUB.AX - Dubber Corporation Limited												
26/11/2020	17/08/2021	988.00	1,580.99	3,724.78	2,143.79	1,580.99	1,580.99	0.00	0.00	0.00	2,143.79	0.00
27/11/2020	17/08/2021	1,012.00	1,605.50	3,815.27	2,209.76	1,605.50	1,605.50	0.00	0.00	0.00	2,209.76	0.00
27/11/2020	15/10/2021	574.00	910.63	1,816.85	906.22	910.63	910.63	0.00	0.00	0.00	906.22	0.00
		<b>2,574.00</b>	<b>4,097.12</b>	<b>9,356.90</b>	<b>5,259.77</b>	<b>4,097.12</b>	<b>4,097.12</b>	<b>0.00</b>	<b>0.00</b>	<b>0.00</b>	<b>5,259.77</b>	<b>0.00</b>
EOL.AX - Energy One Limited												

# Chuattini Family Super Fund

## Realised Capital Gains Report

For The Period 01 July 2021 - 30 June 2022

Investment		Accounting Treatment				Tax Treatment						
Purchase Contract Date	Disposal Contract Date	Units	Cost	Proceeds	Accounting Profit/(Loss)	Adjusted Cost Base	Reduced Cost Base	Indexed Cost Base	Indexed Gains	Discounted Gains (Gross)	Other Gains	Capital Loss
<b>Shares in Listed Companies (Australian)</b>												
27/11/2020	15/10/2021	311.00	1,466.23	1,802.51	336.28	1,466.23	1,466.23	0.00	0.00	0.00	336.28	0.00
27/11/2020	17/12/2021	900.00	4,243.12	5,499.81	1,256.69	4,243.12	4,243.12	0.00	0.00	1,256.69	0.00	0.00
		<b>1,211.00</b>	<b>5,709.35</b>	<b>7,302.32</b>	<b>1,592.97</b>	<b>5,709.35</b>	<b>5,709.35</b>	<b>0.00</b>	<b>0.00</b>	<b>1,256.69</b>	<b>336.28</b>	<b>0.00</b>
GXY.AX - Galaxy Resources Limited												
08/12/2020	18/08/2021	505.00	1,006.55	2,702.00	1,695.45	1,006.55	1,006.55	0.00	0.00	0.00	1,695.45	0.00
08/12/2020	25/10/2021	1,010.00	2,013.10	5,218.30	3,205.20	2,013.10	2,013.10	0.00	0.00	0.00	3,205.20	0.00
		<b>1,515.00</b>	<b>3,019.65</b>	<b>7,920.30</b>	<b>4,900.65</b>	<b>3,019.65</b>	<b>3,019.65</b>	<b>0.00</b>	<b>0.00</b>	<b>0.00</b>	<b>4,900.65</b>	<b>0.00</b>
JAN.AX - Janison Education Group Limited												
27/11/2020	07/09/2021	3,500.00	1,615.84	2,990.05	1,374.21	1,615.84	1,615.84	0.00	0.00	0.00	1,374.21	0.00
27/11/2020	15/10/2021	3,456.00	1,595.53	3,228.69	1,633.16	1,595.53	1,595.53	0.00	0.00	0.00	1,633.16	0.00
27/11/2020	17/12/2021	1,200.00	554.00	1,564.05	1,010.05	554.00	554.00	0.00	0.00	1,010.05	0.00	0.00
27/11/2020	01/02/2022	3,800.00	1,754.34	4,749.05	2,994.71	1,754.34	1,754.34	0.00	0.00	2,994.71	0.00	0.00
		<b>11,956.00</b>	<b>5,519.71</b>	<b>12,531.84</b>	<b>7,012.13</b>	<b>5,519.71</b>	<b>5,519.71</b>	<b>0.00</b>	<b>0.00</b>	<b>4,004.76</b>	<b>3,007.37</b>	<b>0.00</b>
JIN.AX - Jumbo Interactive Limited												
22/09/2020	15/10/2021	100.00	1,507.95	1,541.05	33.10	1,507.95	1,507.95	0.00	0.00	33.10	0.00	0.00
		<b>100.00</b>	<b>1,507.95</b>	<b>1,541.05</b>	<b>33.10</b>	<b>1,507.95</b>	<b>1,507.95</b>	<b>0.00</b>	<b>0.00</b>	<b>33.10</b>	<b>0.00</b>	<b>0.00</b>
LKE.AX - Lake Resources N.I.												
29/10/2021	17/06/2022	2,500.00	2,344.95	3,905.05	1,560.10	2,344.95	2,344.95	0.00	0.00	0.00	1,560.10	0.00
		<b>2,500.00</b>	<b>2,344.95</b>	<b>3,905.05</b>	<b>1,560.10</b>	<b>2,344.95</b>	<b>2,344.95</b>	<b>0.00</b>	<b>0.00</b>	<b>0.00</b>	<b>1,560.10</b>	<b>0.00</b>
MDR.AX - Medadvisor Limited												
30/11/2020	10/09/2021	6,329.00	2,519.91	1,499.01	(1,020.90)	2,519.91	2,519.91	0.00	0.00	0.00	0.00	(1,020.90)



# Chuattini Family Super Fund

## Realised Capital Gains Report

For The Period 01 July 2021 - 30 June 2022

Investment		Accounting Treatment				Tax Treatment						
Purchase Contract Date	Disposal Contract Date	Units	Cost	Proceeds	Accounting Profit/(Loss)	Adjusted Cost Base	Reduced Cost Base	Indexed Cost Base	Indexed Gains	Discounted Gains (Gross)	Other Gains	Capital Loss
<b>Shares in Listed Companies (Australian)</b>												
		<b>6,329.00</b>	<b>2,519.91</b>	<b>1,499.01</b>	<b>(1,020.90)</b>	<b>2,519.91</b>	<b>2,519.91</b>	<b>0.00</b>	<b>0.00</b>	<b>0.00</b>	<b>0.00</b>	<b>(1,020.90)</b>
MOC.AX - Mortgage Choice Limited												
17/12/2020	01/07/2021	2,542.00	3,197.45	4,956.90	1,759.45	3,197.45	3,197.45	0.00	0.00	0.00	1,759.45	0.00
		<b>2,542.00</b>	<b>3,197.45</b>	<b>4,956.90</b>	<b>1,759.45</b>	<b>3,197.45</b>	<b>3,197.45</b>	<b>0.00</b>	<b>0.00</b>	<b>0.00</b>	<b>1,759.45</b>	<b>0.00</b>
MP1.AX - Megaport Limited												
21/10/2020	15/10/2021	77.00	1,171.90	1,251.32	79.42	1,171.90	1,171.90	0.00	0.00	0.00	79.42	0.00
		<b>77.00</b>	<b>1,171.90</b>	<b>1,251.32</b>	<b>79.42</b>	<b>1,171.90</b>	<b>1,171.90</b>	<b>0.00</b>	<b>0.00</b>	<b>0.00</b>	<b>79.42</b>	<b>0.00</b>
MSB.AX - Mesoblast Limited												
02/10/2020	15/10/2021	400.00	1,219.95	602.00	(617.95)	1,219.95	1,219.95	0.00	0.00	0.00	0.00	(617.95)
		<b>400.00</b>	<b>1,219.95</b>	<b>602.00</b>	<b>(617.95)</b>	<b>1,219.95</b>	<b>1,219.95</b>	<b>0.00</b>	<b>0.00</b>	<b>0.00</b>	<b>0.00</b>	<b>(617.95)</b>
NXL.AX - Nuix Limited												
02/02/2021	05/07/2021	500.00	4,929.95	1,130.05	(3,799.90)	4,929.95	4,929.95	0.00	0.00	0.00	0.00	(3,799.90)
		<b>500.00</b>	<b>4,929.95</b>	<b>1,130.05</b>	<b>(3,799.90)</b>	<b>4,929.95</b>	<b>4,929.95</b>	<b>0.00</b>	<b>0.00</b>	<b>0.00</b>	<b>0.00</b>	<b>(3,799.90)</b>
PAR.AX - Paradigm Biopharmaceuticals Limited..												
22/09/2020	16/12/2021	1,000.00	2,789.95	1,935.05	(854.90)	2,789.95	2,789.95	0.00	0.00	0.00	0.00	(854.90)
		<b>1,000.00</b>	<b>2,789.95</b>	<b>1,935.05</b>	<b>(854.90)</b>	<b>2,789.95</b>	<b>2,789.95</b>	<b>0.00</b>	<b>0.00</b>	<b>0.00</b>	<b>0.00</b>	<b>(854.90)</b>
PPS.AX - Praemium Limited												
27/11/2020	23/08/2021	2,333.00	1,628.09	2,849.64	1,221.55	1,628.09	1,628.09	0.00	0.00	0.00	1,221.55	0.00
27/11/2020	04/11/2021	660.00	460.58	950.30	489.72	460.58	460.58	0.00	0.00	0.00	489.72	0.00
		<b>2,993.00</b>	<b>2,088.67</b>	<b>3,799.94</b>	<b>1,711.27</b>	<b>2,088.67</b>	<b>2,088.67</b>	<b>0.00</b>	<b>0.00</b>	<b>0.00</b>	<b>1,711.27</b>	<b>0.00</b>

## Chuattini Family Super Fund

# Realised Capital Gains Report

For The Period 01 July 2021 - 30 June 2022

Investment		Accounting Treatment				Tax Treatment						
Purchase Contract Date	Disposal Contract Date	Units	Cost	Proceeds	Accounting Profit/(Loss)	Adjusted Cost Base	Reduced Cost Base	Indexed Cost Base	Indexed Gains	Discounted Gains (Gross)	Other Gains	Capital Loss
<b>Shares in Listed Companies (Australian)</b>												
RCL.AX - Readcloud Limited												
30/11/2020	15/10/2021	7,500.00	5,157.45	1,742.55	(3,414.90)	5,157.45	5,157.45	0.00	0.00	0.00	0.00	(3,414.90)
		<b>7,500.00</b>	<b>5,157.45</b>	<b>1,742.55</b>	<b>(3,414.90)</b>	<b>5,157.45</b>	<b>5,157.45</b>	<b>0.00</b>	<b>0.00</b>	<b>0.00</b>	<b>0.00</b>	<b>(3,414.90)</b>
RDY.AX - Readytech Holdings Limited												
27/11/2020	15/10/2021	385.00	777.03	1,335.25	558.22	777.03	777.03	0.00	0.00	0.00	558.22	0.00
27/11/2020	18/10/2021	230.00	464.20	816.50	352.30	464.20	464.20	0.00	0.00	0.00	352.30	0.00
27/11/2020	22/10/2021	450.00	908.22	1,618.05	709.83	908.22	908.22	0.00	0.00	0.00	709.83	0.00
		<b>1,065.00</b>	<b>2,149.45</b>	<b>3,769.80</b>	<b>1,620.35</b>	<b>2,149.45</b>	<b>2,149.45</b>	<b>0.00</b>	<b>0.00</b>	<b>0.00</b>	<b>1,620.35</b>	<b>0.00</b>
RUL.AX - Rpmglobal Holdings Limited												
27/11/2020	15/10/2021	916.00	1,099.17	1,711.29	612.12	1,099.17	1,099.17	0.00	0.00	0.00	612.12	0.00
		<b>916.00</b>	<b>1,099.17</b>	<b>1,711.29</b>	<b>612.12</b>	<b>1,099.17</b>	<b>1,099.17</b>	<b>0.00</b>	<b>0.00</b>	<b>0.00</b>	<b>612.12</b>	<b>0.00</b>
SZL.AX - Sezzle Inc.												
21/10/2020	15/07/2021	188.00	1,501.29	1,636.32	135.03	1,501.29	1,501.29	0.00	0.00	0.00	135.03	0.00
08/12/2020	15/07/2021	575.00	3,515.95	5,004.72	1,488.77	3,515.95	3,515.95	0.00	0.00	0.00	1,488.77	0.00
		<b>763.00</b>	<b>5,017.24</b>	<b>6,641.04</b>	<b>1,623.80</b>	<b>5,017.24</b>	<b>5,017.24</b>	<b>0.00</b>	<b>0.00</b>	<b>0.00</b>	<b>1,623.80</b>	<b>0.00</b>
TWE.AX - Treasury Wine Estates Limited												
23/10/2020	16/12/2021	120.00	1,101.15	1,438.44	337.29	1,101.15	1,101.15	0.00	0.00	337.29	0.00	0.00
17/12/2020	16/12/2021	30.00	279.60	359.61	80.01	279.60	279.60	0.00	0.00	0.00	80.01	0.00
		<b>150.00</b>	<b>1,380.75</b>	<b>1,798.05</b>	<b>417.30</b>	<b>1,380.75</b>	<b>1,380.75</b>	<b>0.00</b>	<b>0.00</b>	<b>337.29</b>	<b>80.01</b>	<b>0.00</b>
UWL.AX - Uniti Group Limited												
29/07/2021	19/08/2021	1,000.00	3,399.95	3,860.05	460.10	3,399.95	3,399.95	0.00	0.00	0.00	460.10	0.00

## Chuattini Family Super Fund

# Realised Capital Gains Report

For The Period 01 July 2021 - 30 June 2022

Investment		Accounting Treatment				Tax Treatment						
Purchase Contract Date	Disposal Contract Date	Units	Cost	Proceeds	Accounting Profit/(Loss)	Adjusted Cost Base	Reduced Cost Base	Indexed Cost Base	Indexed Gains	Discounted Gains (Gross)	Other Gains	Capital Loss
<b>Shares in Listed Companies (Australian)</b>												
12/07/2021	16/11/2021	500.00	1,646.65	1,940.05	293.40	1,646.65	1,646.65	0.00	0.00	0.00	293.40	0.00
12/07/2021	31/05/2022	1,000.00	3,293.30	4,930.05	1,636.75	3,293.30	3,293.30	0.00	0.00	0.00	1,636.75	0.00
		<b>2,500.00</b>	<b>8,339.90</b>	<b>10,730.15</b>	<b>2,390.25</b>	<b>8,339.90</b>	<b>8,339.90</b>	<b>0.00</b>	<b>0.00</b>	<b>0.00</b>	<b>2,390.25</b>	<b>0.00</b>
WBC.AX - Westpac Banking Corporation												
08/12/2020	29/10/2021	47.00	952.26	1,205.81	253.55	952.26	952.26	0.00	0.00	0.00	253.55	0.00
		<b>47.00</b>	<b>952.26</b>	<b>1,205.81</b>	<b>253.55</b>	<b>952.26</b>	<b>952.26</b>	<b>0.00</b>	<b>0.00</b>	<b>0.00</b>	<b>253.55</b>	<b>0.00</b>
XF1.AX - Xref Limited												
27/11/2020	02/09/2021	7,867.00	2,093.08	3,520.20	1,427.12	2,093.08	2,093.08	0.00	0.00	0.00	1,427.12	0.00
27/11/2020	15/10/2021	3,000.00	798.17	1,900.05	1,101.88	798.17	798.17	0.00	0.00	0.00	1,101.88	0.00
27/11/2020	23/12/2021	2,465.00	655.83	1,557.65	901.82	655.83	655.83	0.00	0.00	901.82	0.00	0.00
27/11/2020	29/12/2021	1,535.00	408.40	982.40	574.00	408.40	408.40	0.00	0.00	574.00	0.00	0.00
		<b>14,867.00</b>	<b>3,955.48</b>	<b>7,960.30</b>	<b>4,004.82</b>	<b>3,955.48</b>	<b>3,955.48</b>	<b>0.00</b>	<b>0.00</b>	<b>1,475.82</b>	<b>2,529.00</b>	<b>0.00</b>
		<b>86,898.00</b>	<b>113,984.47</b>	<b>140,179.39</b>	<b>26,194.91</b>	<b>113,984.47</b>	<b>113,984.47</b>	<b>0.00</b>	<b>0.00</b>	<b>10,222.28</b>	<b>38,295.07</b>	<b>(22,322.44)</b>
<b>Units in Listed Unit Trusts (Australian)</b>												
ASIA.AX - Betashares ASIA Technology Tigers Etf												
		0.00	0.00	0.00	0.00	0.00	0.00	0.00	0.00	20.70	0.00	0.00
		<b>0.00</b>	<b>0.00</b>	<b>0.00</b>	<b>0.00</b>	<b>0.00</b>	<b>0.00</b>	<b>0.00</b>	<b>0.00</b>	<b>20.70</b>	<b>0.00</b>	<b>0.00</b>
NDQ.AX - Betashares Nasdaq 100 Etf												
		0.00	0.00	0.00	0.00	0.00	0.00	0.00	0.00	551.02	0.00	0.00
		<b>0.00</b>	<b>0.00</b>	<b>0.00</b>	<b>0.00</b>	<b>0.00</b>	<b>0.00</b>	<b>0.00</b>	<b>0.00</b>	<b>551.02</b>	<b>0.00</b>	<b>0.00</b>

Chuattini Family Super Fund

# Realised Capital Gains Report

For The Period 01 July 2021 - 30 June 2022

Investment		Accounting Treatment				Tax Treatment						
Purchase Contract Date	Disposal Contract Date	Units	Cost	Proceeds	Accounting Profit/(Loss)	Adjusted Cost Base	Reduced Cost Base	Indexed Cost Base	Indexed Gains	Discounted Gains (Gross)	Other Gains	Capital Loss
<b>Units in Listed Unit Trusts (Australian)</b>												
VDHG.AX - Vanguard Diversified High Growth Index Etf												
		0.00	0.00	0.00	0.00	0.00	0.00	0.00	0.00	120.12	0.00	0.00
		<b>0.00</b>	<b>0.00</b>	<b>0.00</b>	<b>0.00</b>	<b>0.00</b>	<b>0.00</b>	<b>0.00</b>	<b>0.00</b>	<b>120.12</b>	<b>0.00</b>	<b>0.00</b>
VGS.AX - Vanguard Msci Index International Shares Etf												
		0.00	0.00	0.00	0.00	0.00	0.00	0.00	0.00	43.93	0.00	0.00
		<b>0.00</b>	<b>0.00</b>	<b>0.00</b>	<b>0.00</b>	<b>0.00</b>	<b>0.00</b>	<b>0.00</b>	<b>0.00</b>	<b>43.93</b>	<b>0.00</b>	<b>0.00</b>
		<b>0.00</b>	<b>0.00</b>	<b>0.00</b>	<b>0.00</b>	<b>0.00</b>	<b>0.00</b>	<b>0.00</b>	<b>0.00</b>	<b>735.77</b>	<b>0.00</b>	<b>0.00</b>
		<b>86,898.00</b>	<b>113,984.47</b>	<b>140,179.39</b>	<b>26,194.91</b>	<b>113,984.47</b>	<b>113,984.47</b>	<b>0.00</b>	<b>0.00</b>	<b>10,958.05</b>	<b>38,295.07</b>	<b>(22,322.44)</b>

# 25000 - Interest Received

2022 Financial Year

Preparer Kelly Fu

Reviewer Kelly Fu

Status Completed

Account Code	Description	CY Balance	LY Balance	Change
CDIA5645	CBA Direct Investment Account 5645	(\$0.10)	(\$0.41)	(75.61)%
<b>TOTAL</b>		<b>CY Balance</b>	<b>LY Balance</b>	
		(\$0.10)	(\$0.41)	

## Supporting Documents

- Interest Reconciliation Report [Report](#)
- 25000 - CDIA interest rec'd 2022.pdf

## Standard Checklist

- Attach Interest Reconciliation Report
- Ensure all interest has been recorded from Bank Statements
- Review Statements to ensure all TFN withheld has been input

**Chuattini Family Super Fund**  
**Interest Reconciliation Report**

For The Period 01 July 2021 - 30 June 2022

---

<b>Date</b>	<b>Payment Amount</b>	<b>Gross Interest</b>	<b>TFN Withheld</b>	<b>Foreign Income</b>	<b>Foreign Credits</b>
<b>Bank Accounts</b>					
CDIA5645 CBA Direct Investment Account 5645					
01/09/2021	0.02	0.02			
01/02/2022	0.08	0.08			
	0.10	0.10			
	<b>0.10</b>	<b>0.10</b>			
<b>TOTAL</b>	<b>0.10</b>	<b>0.10</b>			

---

**Tax Return Reconciliation**

---

	<b>Totals</b>	<b>Tax Return Label</b>
<b>Gross Interest</b>	0.10	11C

---

# Interest & Estimated Dividend Summary

1 JULY 2021 - 30 JUNE 2022



## INTEREST INCOME SUMMARY

Account	Interest
CDIA - 27605645	\$0.10
<b>TOTAL</b>	<b>\$0.10</b>

# 28000 - Property Income

2022 Financial Year

Preparer Kelly Fu

Reviewer Kelly Fu

Status Completed

Account Code	Description	CY Balance	LY Balance	Change
CHUA_8STR	8 Stradbroke Road, Newton SA, Australia	(\$86,363.57)		100%
<b>TOTAL</b>		<b>CY Balance</b>	<b>LY Balance</b>	
		(\$86,363.57)		

## Supporting Documents

- General Ledger [Report](#)
- 28000 - Lease continued.pdf
- 28000 - Rent received 2022.pdf

## Standard Checklist

- Attach all source documentation e.g. Rental Statements, Lease Statements
- Attach Rental Property Statement Report



# Chuattini Family Super Fund

## General Ledger

As at 30 June 2022

Transaction Date	Description	Units	Debit	Credit	Balance \$
<b>Property Income (28000)</b>					
<u>8 Stradbroke Road, Newton SA, Australia (CHUA 8STR)</u>					
29/07/2021	Direct Credit HANRent HAN 106600 28JUL21			3,181.82	3,181.82 CR
02/08/2021	Direct Credit HAN to Chuattini HAN 106600			1,818.18	5,000.00 CR
09/08/2021	Direct Credit HAN to Chuattini HAN 106600			1,818.18	6,818.18 CR
16/08/2021	Direct Credit HAN to Chuattini HAN 106600 Value Date			1,818.18	8,636.36 CR
23/08/2021	Direct Credit HAN to Chuattini HAN 106600			1,818.18	10,454.54 CR
30/08/2021	Direct Credit HAN to Chuattini HAN 106600			1,818.18	12,272.72 CR
06/09/2021	Direct Credit HAN to Chuattini HAN 106600			1,818.18	14,090.90 CR
13/09/2021	Direct Credit HAN to Chuattini HAN 106600			1,818.18	15,909.08 CR
20/09/2021	Direct Credit HAN to Chuattini HAN 106600 Value Date			1,818.18	17,727.26 CR
27/09/2021	Direct Credit HAN to Chuattini HAN 106600			1,818.18	19,545.44 CR
04/10/2021	Direct Credit HAN to Chuattini HAN 106600			1,818.18	21,363.62 CR
11/10/2021	Direct Credit HAN to Chuattini HAN 106600			1,818.18	23,181.80 CR
18/10/2021	Direct Credit HAN to Chuattini HAN 106600			1,818.18	24,999.98 CR
25/10/2021	Direct Credit HAN to Chuattini HAN 106600			1,818.18	26,818.16 CR
01/11/2021	Direct Credit HAN to Chuattini HAN 106600			1,818.18	28,636.34 CR
08/11/2021	Value Date Direct Credit HAN to Chuattini HAN 106600			1,818.18	30,454.52 CR
08/11/2021	Direct Credit to Chuattini SMS ALVIN CHUA 068523			2,090.91	32,545.43 CR
15/11/2021	Direct Credit HAN to Chuattini HAN 106600			1,818.18	34,363.61 CR
22/11/2021	Direct Credit HAN to Chuattini HAN 106600			1,818.18	36,181.79 CR
29/11/2021	Direct Credit HAN to Chuattini HAN 106600			1,818.18	37,999.97 CR
06/12/2021	Direct Credit HAN to Chuattini HAN 106600			1,818.18	39,818.15 CR
13/12/2021	Direct Credit HAN to Chuattini HAN 106600			1,818.18	41,636.33 CR
20/12/2021	Direct Credit HAN to Chuattini HAN 106600			1,818.18	43,454.51 CR
30/12/2021	Direct Credit HAN to Chuattini HAN 106600 29DEC21			1,818.18	45,272.69 CR
05/01/2022	Direct Credit HAN to Chuattini HAN 106600 4JAN22			1,818.18	47,090.87 CR
10/01/2022	Direct Credit HAN to Chuattini HAN 106600			1,818.18	48,909.05 CR
17/01/2022	Direct Credit HAN to Chuattini HAN 106600			1,818.18	50,727.23 CR
24/01/2022	Direct Credit HAN to Chuattini HAN 106600			1,818.18	52,545.41 CR
31/01/2022	Direct Credit HAN to Chuattini HAN 106600			1,818.18	54,363.59 CR
31/01/2022	Direct Credit HAN rent HAN 106600 28JAN22			5,454.55	59,818.14 CR
07/02/2022	Direct Credit HAN to Chuattini HAN 106600			1,818.18	61,636.32 CR
14/02/2022	Direct Credit HAN to Chuattini HAN 106600 Value Date			1,818.18	63,454.50 CR
21/02/2022	DIRECT CREDIT HAN to Chuattini HAN 0114649913			1,818.18	65,272.68 CR

# Chuattini Family Super Fund

## General Ledger

As at 30 June 2022

Transaction Date	Description	Units	Debit	Credit	Balance \$
28/02/2022	DIRECT CREDIT HAN to Chuattini HAN 0116222269			1,818.18	67,090.86 CR
07/03/2022	DIRECT CREDIT HAN to Chuattini HAN 0118058151			1,818.18	68,909.04 CR
14/03/2022	DIRECT CREDIT HAN to Chuattini HAN 0119590160			1,818.18	70,727.22 CR
18/03/2022	DIRECT CREDIT HAN to Chuattini HAN 0121020266			909.09	71,636.31 CR
25/03/2022	DIRECT CREDIT HAN to Chuattini HAN 0122605815			909.09	72,545.40 CR
01/04/2022	DIRECT CREDIT HAN to Chuattini HAN 0124447576			909.09	73,454.49 CR
08/04/2022	DIRECT CREDIT HAN to Chuattini HAN 0126019591			909.09	74,363.58 CR
19/04/2022	DIRECT CREDIT HAN to Chuattini HAN 0127799960			909.09	75,272.67 CR
22/04/2022	DIRECT CREDIT HAN to Chuattini HAN 0129145399			909.09	76,181.76 CR
29/04/2022	DIRECT CREDIT HAN to Chuattini HAN 0130935740			909.09	77,090.85 CR
06/05/2022	DIRECT CREDIT HAN to Chuattini HAN 0132658701			909.09	77,999.94 CR
13/05/2022	DIRECT CREDIT HAN to Chuattini HAN 0134244754			909.09	78,909.03 CR
20/05/2022	DIRECT CREDIT HAN to Chuattini HAN 0135846218			909.09	79,818.12 CR
27/05/2022	DIRECT CREDIT HAN to Chuattini HAN 0137400192			909.09	80,727.21 CR
03/06/2022	DIRECT CREDIT HAN to Chuattini HAN 0139127156			909.09	81,636.30 CR
10/06/2022	DIRECT CREDIT HAN to Chuattini HAN 0140688777			909.09	82,545.39 CR
17/06/2022	DIRECT CREDIT HAN to Chuattini HAN 0142286087			909.09	83,454.48 CR
24/06/2022	DIRECT CREDIT HAN to Chuattini HAN 0143891497			909.09	84,363.57 CR
29/06/2022	OSKO PAYMENT AK CHUA & OTHERS to Chuattini bendigo			2,000.00	86,363.57 CR
				<b>86,363.57</b>	<b>86,363.57 CR</b>

**Total Debits: 0.00**

**Total Credits: 86,363.57**

## 7. Tenancy Details

---

A copy of the Memorandum of Lease has been considered, the salient points of which are summarised as follows:

Lease Details	
<b>Lessee</b>	Alvanna Pty Ltd
<b>Demised Premises</b>	The whole of the land comprised in Certificate of Title Register Book Volumes 5845 Folio 177
<b>Commencement Date</b>	1 July 2016
<b>Term</b>	Five Years
<b>Expiry Date</b>	30 June 2021
<b>Option</b>	One (1) option of Five (5) Years
<b>Current Rental</b>	\$96,403 net per annum plus GST
<b>Rent Reviews</b>	Annually by CPI (Adelaide All Groups)
<b>Outgoings</b>	Net Lease with the Lessee responsible for all outgoings excluding those prohibited by Law
<b>Permitted Use</b>	Medical Centre
<b>Lease status</b>	Executed

## Account Transactions [Accrual]

July 2021 To June 2022

ID No.	Src	Date	Memo/Payee	Debit	Credit	Job No.
<b>6-2700</b>			<b>Rent - HAN</b>			
00127506	PJ	01/07/2021	Purchase; Chuattini Superfund	\$8,247.59		HAN
00127651	PJ	01/08/2021	Purchase; Chuattini Superfund	\$8,247.59		HAN
00127652	PJ	01/09/2021	Purchase; Chuattini Superfund	\$8,247.59		HAN
00127785	PJ	01/10/2021	Purchase; Chuattini Superfund	\$8,247.59		HAN
00127786	PJ	01/11/2021	Purchase; Chuattini Superfund	\$8,247.59		HAN
00128055	PJ	01/12/2021	Purchase; Chuattini Superfund	\$8,247.59		HAN
00128070	PJ	01/01/2022	Purchase; Chuattini Superfund	\$8,247.59		HAN
00128071	PJ	01/02/2022	Purchase; Chuattini Superfund	\$8,247.59		HAN
00128233	PJ	01/03/2022	Purchase; Chuattini Superfund	\$8,247.59		HAN
00128234	PJ	01/04/2022	Purchase; Chuattini Superfund	\$8,247.59		HAN
00128318	PJ	01/05/2022	Purchase; Chuattini Superfund	\$8,247.59		HAN
00128391	PJ	08/06/2022	Purchase; Chuattini Superfund	\$8,247.59		HAN
				\$98,971.08	\$0.00	

$\$98971.08 \times 1.1 = \$108868.18$  total rent incl. GST  
 $- \$13868.20$  unpaid rent at 30.6.2022  
 $= \$95000.00$  total paid rent

$\$95000 / 1.1 = \$86363.36$

This report includes Year-End Adjustments.

### Supplier Ledger

July 2021 To June 2022

ABN: 22 054 698 084

Email: rebecca.morrison@healthonmontacute.com

Date	Src	ID No.	Memo	Transaction Amount	Balance
<b>Chuattini Superfund</b>			<b>*None</b>		<b>\$0.00</b>
01/07/2021	PJ	00127506	Purchase; Chuattini Superfund	\$9,072.35	\$9,072.35
10/07/2021	CD	EFT	Chuattini Superfund	-\$3,500.00	\$5,572.35
24/07/2021	CD	EFT	Chuattini Superfund	-\$2,000.00	\$3,572.35
28/07/2021	CD	EFT	Chuattini Superfund	-\$3,500.00	\$72.35
30/07/2021	CD	EFT	Chuattini Superfund	-\$2,400.00	-\$2,327.65
31/07/2021	CD	EFT	Chuattini Superfund	-\$2,000.00	-\$4,327.65
01/08/2021	PJ	00127651	Purchase; Chuattini Superfund	\$9,072.35	\$4,744.70
07/08/2021	CD	EFT	Chuattini Superfund	-\$2,000.00	\$2,744.70
14/08/2021	CD	EFT	Chuattini Superfund	-\$2,000.00	\$744.70
21/08/2021	CD	EFT	Chuattini Superfund	-\$2,000.00	-\$1,255.30
28/08/2021	CD	EFT	Chuattini Superfund	-\$2,000.00	-\$3,255.30
01/09/2021	PJ	00127652	Purchase; Chuattini Superfund	\$9,072.35	\$5,817.05
04/09/2021	CD	EFT	Chuattini Superfund	-\$2,000.00	\$3,817.05
01/10/2021	PJ	PJ000172	Chuattini Superfund: Debit fr	\$0.00	\$3,817.05
01/10/2021	PJ	00127785	Purchase; Chuattini Superfund	\$9,072.35	\$12,889.40
02/10/2021	CD	EFT	Chuattini Superfund	-\$2,000.00	\$10,889.40
09/10/2021	CD	EFT	Chuattini Superfund	-\$2,000.00	\$8,889.40
16/10/2021	CD	EFT	Chuattini Superfund	-\$2,000.00	\$6,889.40
23/10/2021	CD	EFT	Chuattini Superfund	-\$2,000.00	\$4,889.40
30/10/2021	CD	EFT	Chuattini Superfund	-\$2,000.00	\$2,889.40
01/11/2021	PJ	00127786	Purchase; Chuattini Superfund	\$9,072.35	\$11,961.75
02/11/2021	CD	EFT	Chuattini Superfund	-\$5,000.00	\$6,961.75
06/11/2021	CD	EFT	Chuattini Superfund	-\$2,000.00	\$4,961.75
13/11/2021	CD	EFT	Chuattini Superfund	-\$2,000.00	\$2,961.75
20/11/2021	CD	EFT	Chuattini Superfund	-\$2,000.00	\$961.75
27/11/2021	CD	EFT	Chuattini Superfund	-\$2,000.00	-\$1,038.25
01/12/2021	PJ	00128055	Purchase; Chuattini Superfund	\$9,072.35	\$8,034.10
04/12/2021	CD	EFT	Chuattini Superfund	-\$2,000.00	\$6,034.10
11/12/2021	CD	EFT	Chuattini Superfund	-\$2,000.00	\$4,034.10

### Supplier Ledger

July 2021 To June 2022

ABN: 22 054 698 084

Email: rebecca.morrison@healthonmontacute.com

Date	Src	ID No.	Memo	Transaction Amount	Balance
18/12/2021	CD	EFT	Chuattini Superfund	-\$2,000.00	\$2,034.10
29/12/2021	CD	EFT	Chuattini Superfund	-\$2,000.00	\$34.10
01/01/2022	PJ	00128070	Purchase; Chuattini Superfund	\$9,072.35	\$9,106.45
08/01/2022	CD	EFT	Chuattini Superfund	-\$2,000.00	\$7,106.45
15/01/2022	CD	EFT	Chuattini Superfund	-\$2,000.00	\$5,106.45
22/01/2022	CD	EFT	Chuattini Superfund	-\$2,000.00	\$3,106.45
29/01/2022	CD	EFT	Chuattini Superfund	-\$2,000.00	\$1,106.45
01/02/2022	PJ	00128071	Purchase; Chuattini Superfund	\$9,072.35	\$10,178.80
02/02/2022	CD	Drawings	Chuattini Superfund	-\$6,000.00	\$4,178.80
05/02/2022	CD	EFT	Chuattini Superfund	-\$2,000.00	\$2,178.80
10/02/2022	PJ	PJ000175	Chuattini Superfund: Debit fr	\$0.00	\$2,178.80
19/02/2022	CD	EFT	Chuattini Superfund	-\$2,000.00	\$178.80
26/02/2022	CD	EFT	Chuattini Superfund	-\$2,000.00	-\$1,821.20
01/03/2022	PJ	00128233	Purchase; Chuattini Superfund	\$9,072.35	\$7,251.15
05/03/2022	CD	EFT	Chuattini Superfund	-\$2,000.00	\$5,251.15
08/03/2022	CD	EFT	Chuattini Superfund	-\$1,600.00	\$3,651.15
12/03/2022	CD	EFT	Chuattini Superfund	-\$2,000.00	\$1,651.15
18/03/2022	CD	EFT	Chuattini Superfund	-\$1,000.00	\$651.15
25/03/2022	CD	EFT	Chuattini Superfund	-\$1,000.00	-\$348.85
01/04/2022	PJ	00128234	Purchase; Chuattini Superfund	\$9,072.35	\$8,723.50
01/04/2022	CD	EFT	Chuattini Superfund	-\$1,000.00	\$7,723.50
06/04/2022	PJ	PJ000187	Chuattini Superfund: Debit fr	\$0.00	\$7,723.50
08/04/2022	CD	EFT	Chuattini Superfund	-\$1,000.00	\$6,723.50
16/04/2022	CD	EFT	Chuattini Superfund	-\$1,000.00	\$5,723.50
22/04/2022	CD	EFT	Chuattini Superfund	-\$1,000.00	\$4,723.50
29/04/2022	CD	EFT	Chuattini Superfund	-\$1,000.00	\$3,723.50
01/05/2022	PJ	00128318	Purchase; Chuattini Superfund	\$9,072.35	\$12,795.85
06/05/2022	CD	EFT	Chuattini Superfund	-\$1,000.00	\$11,795.85
13/05/2022	CD	EFT	Chuattini Superfund	-\$1,000.00	\$10,795.85
20/05/2022	CD	EFT	Chuattini Superfund	-\$1,000.00	\$9,795.85

**Supplier Ledger**

July 2021 To June 2022

Date	Src	ID No.	Memo	Transaction Amount	Balance
27/05/2022	CD	EFT	Chuattini Superfund	-\$1,000.00	\$8,795.85
03/06/2022	CD	EFT	Chuattini Superfund	-\$1,000.00	\$7,795.85
08/06/2022	PJ	00128391	Purchase; Chuattini Superfund	\$9,072.35	\$16,868.20
10/06/2022	CD	EFT	Chuattini Superfund	-\$1,000.00	\$15,868.20
17/06/2022	CD	EFT	Chuattini Superfund	-\$1,000.00	\$14,868.20
24/06/2022	CD	EFT	Chuattini Superfund	-\$1,000.00	\$13,868.20
Total:				\$13,868.20	\$13,868.20

# 28500 - Transfers In

2022 Financial Year

Preparer Kelly Fu

Reviewer Kelly Fu

Status Completed

Account Code	Description	CY Balance	LY Balance	Change
CHUALV00002A	(Transfers In) Chua, Alvin - Accumulation (Accumulation)	(\$16,288.55)	(\$167,396.00)	(90.27)%
SCHANN00002A	(Transfers In) Schettini, Anna - Accumulation (Accumulation)	(\$16,288.55)	(\$167,395.00)	(90.27)%
<b>TOTAL</b>		<b>CY Balance</b>	<b>LY Balance</b>	
		(\$32,577.10)	(\$334,791.00)	

## Supporting Documents

- General Ledger [Report](#)
- 2022 Rollvoer Benefit Statement - Alvin.pdf [CHUALV00002A](#)
- 2022 Rollvoer Benefit Statement - Anna.pdf [SCHANN00002A](#)

## Standard Checklist

- Attached copies of all Transfer Statements and Rollover Benefits Statements



Chuattini Family Super Fund

# General Ledger

As at 30 June 2022

Transaction Date	Description	Units	Debit	Credit	Balance \$
<b>Transfers In (28500)</b>					
	(Transfers In) Chua, Alvin - Accumulation (CHUALV00002A)				
30/06/2022				16,288.55	16,288.55 CR
				<b>16,288.55</b>	<b>16,288.55 CR</b>
	(Transfers In) Schettini, Anna - Accumulation (SCHANN00002A)				
30/06/2022				16,288.55	16,288.55 CR
				<b>16,288.55</b>	<b>16,288.55 CR</b>

Total Debits: 0.00

Total Credits: 32,577.10

# Rollover benefits statement

## When to use this statement

- ❗ Use this form for all rollover benefits transactions other than death benefit rollovers.

If you need to rollover a death benefit, use NAT 74924-06.2017.

If you need to correct an error for a payment made before 1 July 2013, use NAT 70944-05.2007.

Complete this form (or a similar form you create that collects the same information) if you are a trustee of a superannuation fund or provider of a retirement savings account (RSA) and any of the following apply:

- you are paying a rollover superannuation benefit other than a death benefit rollover to another fund or RSA, and you are not already providing all of this information electronically under the rollover data standards
- you have paid a rollover superannuation benefit to another fund or RSA and are providing a statement about the rollover to your member
- you are the trustee of a non-complying fund and are paying member benefits to another superannuation fund or RSA (complete section **D** instead of section **C**).

- ❗ You must provide your member with a member statement using this form (or a similar form you create that includes the same information) for all rollovers, including if you applied the data standards and you didn't use this form for the fund-to-fund transaction.

## Completing this statement

- Print clearly in BLOCK LETTERS using a black pen only.
- Place **X** in ALL applicable boxes.
- Use a separate form for each rollover payment you are making.

- ❗ Read the instructions carefully. Penalties may apply if you make a false or misleading statement on this form without taking reasonable care.

## Section A: Receiving fund

1 Australian business number (ABN)

2 Fund name

CHUATTINI FAMILY SUPER FUND

3 Postal address

24 COACH ROAD

Suburb/town/locality

AULDANA

State/territory

SA

Postcode

5072

Country if other than Australia

4 (a) Unique superannuation identifier (USI)

(b) Member client identifier

## Section B: Member's details

5 Tax file number (TFN)

6 Full name

Title:

Family name

First given name

Other given names

7 Residential address

Suburb/town/locality

State/territory

Postcode

Country if other than Australia

8 Date of birth

9 Sex

10 Daytime phone number (include area code)

11 Email address (if applicable)

## Section C: Rollover transaction details

! Include dollars and cents. The totals at item 13 and 14 must both equal the amount of the rollover payment.

12 Service period start date

13 Tax components

Tax-free component \$

KiwiSaver tax-free component \$

Taxable component:

Element taxed in the fund \$

Element untaxed in the fund \$

Tax components TOTAL \$

! Make sure you apply the proportioning rule to the tax components if you are not rolling over the member's full interest in your superannuation fund.

**14 Preservation amounts**

Preserved amount \$ 16288.55  
KiwiSaver preserved amount \$   
Restricted non-preserved amount \$   
Unrestricted non-preserved amount \$

Preservation amounts TOTAL \$ 16288.55

❗ If the rollover payment contains a **KiwiSaver preserved amount**, you can't make the rollover payment to a self-managed superannuation fund (SMSF) under the preservation rules.

---

**Section D: Non-complying funds**

❗ Only complete this section if you are a trustee of a non-complying fund.

**15 Contributions made to a non-complying fund on or after 10 May 2006**

\$

---

**Section E: Transferring fund**

**16 Fund ABN**

**17 Fund name**

**18 Contact name**

Title:

Family name

First given name

Other given names

**19 Daytime phone number** (include area code)

**20 Email address** (if applicable)

## Section F: Declaration

Complete the declaration that applies to you. Print your full name then sign and date declaration.

- ⚠ Before you sign the declaration, check that you have provided true and correct information. Penalties may be imposed for giving false or misleading information.

### Trustee, director or authorised officer declaration

Complete this declaration if you are the trustee, director or authorised officer of the superannuation fund or other provider shown in section E.

*I declare that the information contained in the statement is true and correct.*

Name (BLOCK LETTERS)

Trustee, director or authorised officer signature

Date

**OR**

### Authorised representative declaration

Complete this declaration if you are an authorised representative of the superannuation fund or other provider shown in section E.

*I declare that:*

- *I have prepared the statement with the information supplied by the superannuation provider*
- *I have received a declaration made by the superannuation provider that the information provided to me for the preparation of this statement is true and correct*
- *I am authorised by the superannuation provider to give the information in the statement to the ATO.*

Name (BLOCK LETTERS)

Authorised representative signature

Date

Tax agent number (if you are a registered tax agent)

## Where to send this form

- ⚠ Do not send this form to the ATO.

If the rollover data standards do not apply to the transaction, you must do all of the following:

- send the form to the receiving fund in section **A** within seven days of paying the rollover
- provide a copy to the member in section **B** within 30 days of paying the rollover
- keep a copy in your records for five years.

If the rollover data standards do apply to the transaction, you must do all of the following:

- comply with the data standard requirements for the fund-to-fund interaction (do not send this form to the receiving fund in section **A**)
- use this form only to provide a statement to the member in section **B** within 30 days of paying the rollover
- keep a copy of the member statement in your records for five years.

# Rollover benefits statement

## When to use this statement

- ❗ Use this form for all rollover benefits transactions other than death benefit rollovers.

If you need to rollover a death benefit, use NAT 74924-06.2017.

If you need to correct an error for a payment made before 1 July 2013, use NAT 70944-05.2007.

Complete this form (or a similar form you create that collects the same information) if you are a trustee of a superannuation fund or provider of a retirement savings account (RSA) and any of the following apply:

- you are paying a rollover superannuation benefit other than a death benefit rollover to another fund or RSA, and you are not already providing all of this information electronically under the rollover data standards
- you have paid a rollover superannuation benefit to another fund or RSA and are providing a statement about the rollover to your member
- you are the trustee of a non-complying fund and are paying member benefits to another superannuation fund or RSA (complete section **D** instead of section **C**).

- ❗ You must provide your member with a member statement using this form (or a similar form you create that includes the same information) for all rollovers, including if you applied the data standards and you didn't use this form for the fund-to-fund transaction.

## Completing this statement

- Print clearly in BLOCK LETTERS using a black pen only.
- Place **X** in ALL applicable boxes.
- Use a separate form for each rollover payment you are making.

- ❗ Read the instructions carefully. Penalties may apply if you make a false or misleading statement on this form without taking reasonable care.

## Section A: Receiving fund

1 Australian business number (ABN)

2 Fund name

CHUATTINI FAMILY SUPER FUND

3 Postal address

24 COACH ROAD

Suburb/town/locality

AULDANA

State/territory

SA

Postcode

5072

Country if other than Australia

4 (a) Unique superannuation identifier (USI)

(b) Member client identifier

## Section B: Member's details

5 Tax file number (TFN)

6 Full name

Title:

Family name

First given name

Other given names

7 Residential address

Suburb/town/locality

State/territory

Postcode

Country if other than Australia

8 Date of birth

9 Sex

10 Daytime phone number (include area code)

11 Email address (if applicable)

## Section C: Rollover transaction details

! Include dollars and cents. The totals at item 13 and 14 must both equal the amount of the rollover payment.

12 Service period start date

13 Tax components

Tax-free component \$

KiwiSaver tax-free component \$

Taxable component:

Element taxed in the fund \$

Element untaxed in the fund \$

Tax components TOTAL \$

! Make sure you apply the proportioning rule to the tax components if you are not rolling over the member's full interest in your superannuation fund.

**14 Preservation amounts**

Preserved amount \$ 16288.55  
KiwiSaver preserved amount \$   
Restricted non-preserved amount \$   
Unrestricted non-preserved amount \$

Preservation amounts TOTAL \$ 16288.55

❗ If the rollover payment contains a **KiwiSaver preserved amount**, you can't make the rollover payment to a self-managed superannuation fund (SMSF) under the preservation rules.

---

**Section D: Non-complying funds**

❗ Only complete this section if you are a trustee of a non-complying fund.

**15 Contributions made to a non-complying fund on or after 10 May 2006**

\$

---

**Section E: Transferring fund**

**16 Fund ABN**

**17 Fund name**

**18 Contact name**

Title:

Family name

First given name

Other given names

**19 Daytime phone number** (include area code)

**20 Email address** (if applicable)



## Section F: Declaration

Complete the declaration that applies to you. Print your full name then sign and date declaration.

- ⚠ Before you sign the declaration, check that you have provided true and correct information. Penalties may be imposed for giving false or misleading information.

### Trustee, director or authorised officer declaration

Complete this declaration if you are the trustee, director or authorised officer of the superannuation fund or other provider shown in section E.

*I declare that the information contained in the statement is true and correct.*

Name (BLOCK LETTERS)

Trustee, director or authorised officer signature

Date

**OR**

### Authorised representative declaration

Complete this declaration if you are an authorised representative of the superannuation fund or other provider shown in section E.

*I declare that:*

- *I have prepared the statement with the information supplied by the superannuation provider*
- *I have received a declaration made by the superannuation provider that the information provided to me for the preparation of this statement is true and correct*
- *I am authorised by the superannuation provider to give the information in the statement to the ATO.*

Name (BLOCK LETTERS)

Authorised representative signature

Date

Tax agent number (if you are a registered tax agent)

## Where to send this form

- ⚠ Do not send this form to the ATO.

If the rollover data standards do not apply to the transaction, you must do all of the following:

- send the form to the receiving fund in section **A** within seven days of paying the rollover
- provide a copy to the member in section **B** within 30 days of paying the rollover
- keep a copy in your records for five years.

If the rollover data standards do apply to the transaction, you must do all of the following:

- comply with the data standard requirements for the fund-to-fund interaction (do not send this form to the receiving fund in section **A**)
- use this form only to provide a statement to the member in section **B** within 30 days of paying the rollover
- keep a copy of the member statement in your records for five years.

# 30100 - Accountancy Fees

2022 Financial Year

Preparer Kelly Fu

Reviewer Kelly Fu

Status Completed

Account Code	Description	CY Balance	LY Balance	Change
30100	Accountancy Fees	\$3,190.00		100%
<b>TOTAL</b>		<b>CY Balance</b>	<b>LY Balance</b>	
		\$3,190.00		

## Supporting Documents

- General Ledger [Report](#)
- 30100 - Accounting fee paid Aug 2022.pdf

## Standard Checklist

- Attach all source documentation
- Ensure all Transactions have been entered

## Chuattini Family Super Fund

# General Ledger

As at 30 June 2022

Transaction Date	Description	Units	Debit	Credit	Balance \$
<b>Accountancy Fees (30100)</b>					
<u>Accountancy Fees (30100)</u>					
30/06/2022	2021 accounting fee and auditing fee paid 2 Aug 2022		3,190.00		3,190.00 DR
			<b>3,190.00</b>		<b>3,190.00 DR</b>

**Total Debits: 3,190.00**

**Total Credits: 0.00**

# TAX INVOICE

Invoice Date 14 July 2022

Invoice No. 43583

Client Code CHUASF

Chuattini Family Super Fund  
8 Stradbroke Road  
NEWTON SA 5074

**To our Professional Fees and Charges in attending to the following :-**

Preparation of Financial Statements and Statutory Minutes for the Chuattini Family Super Fund for the year ended 30 June 2021.

Preparation and lodgement of Fund Income Tax Return for the Chuattini Family Super Fund for the year ended 30 June 2021 including schedules as required.

Preparation of SMSF Minutes in regards to overdrawn bank account.

Preparation of SMSF Minutes in regards to valuation of 8 Stradbroke Road Property.

Various discussions and attendances thereto.

Preparation and lodgement of Business Activity Statements.

Calculations and reconciliation of Share Trading of 2 Comm Sec Accounts.

Our Fee Total	2,900.00
Plus: GST	290.00
<b>TOTAL FEE</b>	<b>\$3,190.00</b>

**Remittance Advice - Please return with your payment**

Payment required within Fourteen (14) Days from date of Invoice

**Invoice Due Date - 28 July 2022**

**Please forward cheques to:**  
PDK Financial Synergy P/L  
PO Box 3685  
ADELAIDE SA 5000

Credit Card: Mastercard/Visa (Please circle)

Card No:

Expires: \_\_\_\_ / \_\_\_\_

**For Direct Deposit:**  
BSB: 035-000  
Account No: 683075

Name on Card: \_\_\_\_\_

Signature: \_\_\_\_\_

Client Code: CHUASF

Invoice No: 43583

Amount Due: \$3,190.00

Amount Paid: \$ \_\_\_\_\_

Liability limited by a scheme approved under Professional Standards Legislation



# 30400 - ATO Supervisory Levy

2022 Financial Year

Preparer Kelly Fu

Reviewer Kelly Fu

Status Completed

Account Code	Description	CY Balance	LY Balance	Change
30400	ATO Supervisory Levy	\$518.00		100%
<b>TOTAL</b>		<b>CY Balance</b>	<b>LY Balance</b>	
		\$518.00		

## Supporting Documents

◦ General Ledger [Report](#)

## Standard Checklist

- Attach all source documentation
- Ensure all Transactions have been entered

## Notes

Kelly Fu

### Note

First yr return 2021 tax return, levy \$259 x2 = \$518

20/12/2022 16:09

Chuattini Family Super Fund

# General Ledger

As at 30 June 2022

Transaction Date	Description	Units	Debit	Credit	Balance \$
<b>ATO Supervisory Levy (30400)</b>					
<i>ATO Supervisory Levy (30400)</i>					
30/06/2022	Tax Refund t/f to ICA		518.00		518.00 DR
			<b>518.00</b>		<b>518.00 DR</b>

**Total Debits: 518.00**

**Total Credits: 0.00**

# 30700 - Auditor's Remuneration

2022 Financial Year

Preparer Kelly Fu

Reviewer Kelly Fu

Status Completed

Account Code	Description	CY Balance	LY Balance	Change
30700	Auditor's Remuneration	\$935.00		100%
<b>TOTAL</b>		<b>CY Balance</b>	<b>LY Balance</b>	
		\$935.00		

## Supporting Documents

- General Ledger [Report](#)
- 30700 - Auditing fee paid Aug 2022.pdf

## Standard Checklist

- Attach all source documentation
- Ensure all Transactions have been entered



## Chuattini Family Super Fund

# General Ledger

As at 30 June 2022

Transaction Date	Description	Units	Debit	Credit	Balance \$
<b>Auditor's Remuneration (30700)</b>					
Auditor's Remuneration (30700)					
30/06/2022	2021 accounting fee and auditing fee paid 2 Aug 2022		935.00		935.00 DR
			<b>935.00</b>		<b>935.00 DR</b>

**Total Debits: 935.00**

**Total Credits: 0.00**

# TAX INVOICE

Invoice Date 14 July 2022

Invoice No. 43582

Client Code CHUASF

Chuattini Family Super Fund  
8 Stradbroke Road  
NEWTON SA 5074

## To our Professional Fees and Charges in attending to the following :-

Annual audit of the records, financial statements and tax return of the Chuattini Family Super Fund for the year ended 30 June 2021 as required under SIS Regulations.

Preparation of Audit Report.

Review of statutory minute book documentation for history of fund per requirements under SIS Legislation.

All audit matters generally.

Our Fee Total	850.00
Plus: GST	85.00
<b>TOTAL FEE</b>	<b>\$ 935.00</b>

### Remittance Advice - Please return with your payment

Payment required within Fourteen (14) Days from date of Invoice

**Invoice Due Date - 28 July 2022**

**Please forward cheques to:**

PDK Financial Synergy P/L  
PO Box 3685  
ADELAIDE SA 5000

Credit Card: Mastercard/Visa (Please circle)

Card No:

Expires: \_\_\_\_ / \_\_\_\_

**For Direct Deposit:**

BSB: 035-000  
Account No: 683075

Name on Card: \_\_\_\_\_

Signature: \_\_\_\_\_

Client Code: CHUASF

Invoice No: 43582

Amount Due: \$ 935.00

Amount Paid: \$ \_\_\_\_\_

Liability limited by a scheme approved under Professional Standards Legislation

# 31500 - Bank Charges

2022 Financial Year

Preparer Kelly Fu

Reviewer Kelly Fu

Status Completed

Account Code	Description	CY Balance	LY Balance	Change
31500	Bank Charges	\$116.00	\$16.00	625%
<b>TOTAL</b>		<b>CY Balance</b>	<b>LY Balance</b>	
		\$116.00	\$16.00	

## Supporting Documents

○ General Ledger [Report](#)

## Standard Checklist

- Attach all source documentation
- Ensure all Transactions have been entered

## Notes

Kelly Fu

<b>Note</b> Per bank statements.	19/12/2022 16:57
-------------------------------------	------------------

# Chuattini Family Super Fund

## General Ledger

As at 30 June 2022

Transaction Date	Description	Units	Debit	Credit	Balance \$
<b>Bank Charges (31500)</b>					
Bank Charges (31500)					
01/07/2021	Minimum Balance Fee 30JUN21		5.00		5.00 DR
01/07/2021	A/C Maintenance Fee 30JUN21		2.00		7.00 DR
02/08/2021	Minimum Balance Fee 31JUL21		5.00		12.00 DR
02/08/2021	A/C Maintenance Fee 31JUL21		2.00		14.00 DR
01/09/2021	Minimum Balance Fee 31 AUG21		5.00		19.00 DR
01/09/2021	A/C Maintenance Fee 31 AUG21		2.00		21.00 DR
01/10/2021	Minimum Balance Fee 30SEP21		5.00		26.00 DR
01/10/2021	A/C Maintenance Fee 30SEP21		2.00		28.00 DR
01/11/2021	Minimum Balance Fee 31OCT21		5.00		33.00 DR
01/11/2021	A/C Maintenance Fee 31OCT21		2.00		35.00 DR
01/12/2021	Minimum Balance Fee 30NOV21		5.00		40.00 DR
01/12/2021	A/C Maintenance Fee 30NOV21		2.00		42.00 DR
04/01/2022	Minimum Balance Fee 31DEC21		5.00		47.00 DR
04/01/2022	A/C Maintenance Fee 31DEC21		2.00		49.00 DR
28/01/2022	Unpaid Payment Fee		5.00		54.00 DR
01/02/2022	Minimum Balance Fee 31JAN22		5.00		59.00 DR
01/02/2022	A/C Maintenance Fee 31JAN22		2.00		61.00 DR
01/03/2022	OVERDRAWN ACCOUNT FEE FEE FOR 28/02/2022		10.00		71.00 DR
29/03/2022	OVERDRAWN ACCOUNT FEE FEE FOR 28/03/2022		10.00		81.00 DR
22/04/2022	Unpaid Payment Fee		5.00		86.00 DR
29/04/2022	OVERDRAWN ACCOUNT FEE FEE FOR 28/04/2022		10.00		96.00 DR
30/05/2022	OVERDRAWN ACCOUNT FEE FEE FOR 27/05/2022		10.00		106.00 DR
29/06/2022	OVERDRAWN ACCOUNT FEE FEE FOR 28/06/2022		10.00		116.00 DR
			<b>116.00</b>		<b>116.00 DR</b>

**Total Debits: 116.00**

**Total Credits: 0.00**

# 32800 - Borrowing Costs

2022 Financial Year

Preparer Kelly Fu

Reviewer Kelly Fu

Status Completed

Account Code	Description	CY Balance	LY Balance	Change
32800	Borrowing Costs	\$1,750.00	\$1,750.00	0%
<b>TOTAL</b>		<b>CY Balance</b>	<b>LY Balance</b>	
		\$1,750.00	\$1,750.00	

## Supporting Documents

◦ General Ledger [Report](#)

## Standard Checklist

- Attach all source documentation
- Ensure all Transactions have been entered

## Notes

Kelly Fu

### Note

19/12/2022 17:19

Refer to A/C 66000.  $\$8750 / 5 = \$1750$  /yr amortisation.

# Chuattini Family Super Fund

## General Ledger

As at 30 June 2022

Transaction Date	Description	Units	Debit	Credit	Balance \$
<b>Borrowing Costs (32800)</b>					
	Borrowing Costs (32800)				
30/06/2022			1,750.00		1,750.00 DR
			<b>1,750.00</b>		<b>1,750.00 DR</b>
<b>Total Debits:</b>	<b>1,750.00</b>				
<b>Total Credits:</b>	<b>0.00</b>				

# 37900 - Interest Paid

2022 Financial Year

Preparer Kelly Fu

Reviewer Kelly Fu

Status Completed

Account Code	Description	CY Balance	LY Balance	Change
37900	Interest Paid	\$48.00	\$4.45	978.65%
<b>TOTAL</b>		<b>CY Balance</b>	<b>LY Balance</b>	
		\$48.00	\$4.45	

## Supporting Documents

○ General Ledger [Report](#)

## Standard Checklist

- Attach all source documentation
- Ensure all Transactions have been entered

## Notes

Kelly Fu

### Note

Per Bendigo bank statements.

19/12/2022 17:10

# Chuattini Family Super Fund General Ledger

As at 30 June 2022

Transaction Date	Description	Units	Debit	Credit	Balance \$
<b>Interest Paid (37900)</b>					
<u>Interest Paid (37900)</u>					
30/09/2021	Debit Interest		3.80		3.80 DR
31/12/2021	Debit Interest		29.65		33.45 DR
01/03/2022	INTEREST		2.59		36.04 DR
01/04/2022	INTEREST		5.61		41.65 DR
01/05/2022	INTEREST		2.06		43.71 DR
01/06/2022	INTEREST		4.29		48.00 DR
			<b>48.00</b>		<b>48.00 DR</b>

**Total Debits: 48.00**

**Total Credits: 0.00**



# 38000 - Insurance

2022 Financial Year

Preparer Kelly Fu

Reviewer Kelly Fu

Status Completed

Account Code	Description	CY Balance	LY Balance	Change
38000	Insurance	\$740.00		100%
<b>TOTAL</b>		<b>CY Balance</b>	<b>LY Balance</b>	
		\$740.00		

## Supporting Documents

◦ General Ledger [Report](#)

## Standard Checklist

- Attach all source documentation
- Ensure all Transactions have been entered

## Notes

Kelly Fu

**Note** 19/12/2022 17:16  
Per PDK audit shield paid twice, Per client leave it as prepayment.

Chuattini Family Super Fund

General Ledger

As at 30 June 2022

Transaction Date	Description	Units	Debit	Credit	Balance \$
<b>Insurance (38000)</b>					
<i>Insurance (38000)</i>					
03/12/2021	BPAY Payment 0002488812 Audit Shield-4042XXXXXXXXX942		370.00		370.00 DR
20/01/2022	BPAY Payment 0002518851 Audit Shield-4042XXXXXXXXX942 Value Date		370.00		740.00 DR
			<b>740.00</b>		<b>740.00 DR</b>

Total Debits: 740.00

Total Credits: 0.00

# 41980 - Property Expenses - Insurance Premium

2022 Financial Year

Preparer Kelly Fu

Reviewer Kelly Fu

Status Completed

Account Code	Description	CY Balance	LY Balance	Change
CHUA_8STR	8 Stradbroke Road, Newton SA, Australia	\$2,258.03	\$2,248.62	0.42%
<b>TOTAL</b>		<b>CY Balance</b>	<b>LY Balance</b>	
		\$2,258.03	\$2,248.62	

## Supporting Documents

- General Ledger [Report](#)
- 41980 - Property Owner Renewal Invoice 2022-23.pdf

## Standard Checklist

- Attach Agent statements (either monthly or annual)
- Attach any other statements, notices or invoices

## Chuattini Family Super Fund

# General Ledger

As at 30 June 2022

Transaction Date	Description	Units	Debit	Credit	Balance \$
<b>Property Expenses - Insurance Premium (41980)</b>					
8 Stradbroke Road, Newton SA, Australia (CHUA 8STR)					
30/06/2022	Transfer To Alvin Chua and A Schettin NetBank		2,025.10		2,025.10 DR
30/06/2022	Transfer To Alvin Chua and A Schettin NetBank		232.93		2,258.03 DR
			<b>2,258.03</b>		<b>2,258.03 DR</b>

**Total Debits: 2,258.03**

**Total Credits: 0.00**

Your policy is due for renewal for the period shown. Please review the details thoroughly to ensure all information is correct and policy coverage meets your requirements. Should you require any alterations to the particulars shown please contact your Account Manager

Dr Alvin Chua  
 523 Lower North East Road  
 CAMPELLTOWN SA 5074

### TAX INVOICE

This document will be a tax invoice for GST when you make payment

**Invoice Date:** 19/04/2022  
**Invoice No:** 1621747  
**Our Reference:** HEALTH

Should you have any queries in relation to this account, please contact your Account Manager  
**David Sedgwick**

**Class of Policy:** SVU Business Pack  
**Insurer:** Chubb Insurance Company of Australia Limited  
 Level 14, 330 Collins Street, Melbourne Vic 3000  
 ABN:  
**The Insured:** Alvin Chua And Anna Schettini  
 ATF Chuattini Family Super Fund

**RENEWAL**  
**Policy No:** SBP0464602  
**Period of Cover:**  
 From **29/04/2022**  
 to **29/04/2023** at 4:00 pm

**Details:** See attached schedule for a description of the risk(s) insured.

**Renewal 2022-23: Property Owner Insurance**  
 8 Stradbroke Road Newton SA 5074

#### Your Premium:

Premium	UW Levy	Fire Levy	GST	Stamp Duty	N/A	Broker Fee
\$1,925.10	\$0.00	\$0.00	\$202.51	\$232.93	\$0.00	\$100.00

**TOTAL \$2,460.54**

(A processing fee applies for Credit Card payments)

**PLEASE REFER  
 IMPORTANT NOTICES  
 ON REVERSE**



**Biller Code: 259994**  
**Ref: 9130157745558314**

**Telephone & Internet Banking - BPAY®**  
 Contact your bank or financial institution to make this payment from your cheque, savings, debit, credit card or transaction account.  
 More info: www.bpay.com.au



Post your cheque made payable to:  
 United Insurance Group  
 61 Trees Road  
 Tallebudgera QLD 4228

**Our Reference:** HEALTH  
**Invoice No:** 1621747



Call 1300095683 to pay using your  
 Master Card or Visa  
 Reference: 9130157745558314

#### PAY BY THE MONTH



10 instalments of \$270.92  
 Total amount payable \$2,769.20 (including credit administration fee and charges)

[Click Here](#) TO ACCEPT ONLINE TO PAY BY THE MONTH

or visit <https://brokers.principal.com.au/pbm>  
 and enter reference ARWFWSUFTG

#### 10 MONTHLY PAYMENTS OF

Initial payment \$330.92  
 or **AMOUNT DUE**

Remaining payments \$270.92  
**\$2,460.54**

### **SPECIAL NOTICES**

This Document set attached is prepared as a summary of your insurance Policy. It is not a complete description of all policy terms, conditions and exclusions. In case of a claim under any policy, or questions with regard thereto the provisions of this policy will prevail.

#### **YOUR DUTY OF DISCLOSURE**

Before you enter into a contract of general insurance and up until the commencement of the insurance, you have a duty under the Insurance Contracts Act 1984 to either provide answers to questions or disclose specific information to the underwriter. You have the same duty before you renew, extend, vary or reinstate an insurance contract.

For Consumer Insurance Contracts, (Consumer Insurance Contracts are defined as insurance that is obtained or predominately for the personal, domestic or household purposes of the Insured) you only duty is to take reasonable care not to make a misrepresentation when answering questions asked of you by the underwriter.

In all other situations you must tell the underwriter about anything that you know or could reasonably expected to know taking into account the nature and extent of the insurance cover to be provided and the class of persons who would ordinarily be expected to apply for such insurance cover. You do not need to tell the underwriter anything that reduces the risk of the underwriter, that is common knowledge, that the underwriter knows or, in the ordinary course of business, ought to know or that the underwriter has waived your duty to tell them about.

#### **NON-DISCLOSURE**

If you do not tell the underwriter anything you are required to, or in the case of Consumer Insurance Contracts fail to take reasonable care not to make a misrepresentation, they may cancel your contract or reduce the amount they will pay you if you make a claim, or both. If your failure to tell the underwriter is fraudulent, they may refuse to pay a claim and treat the contract as if it never existed.

#### **SUBROGATION (RECOVERY) AGREEMENTS**

Before you enter into a contract of general insurance with an insurer, the Insurance Contracts Act 1984 stipulates that the insurer must advise you of any provisions in your policy affecting the preservation of their rights of subrogation.

As your insurer has given us such advice, your policy of insurance provides that you will not be able to recover under under it if you enter into or have entered into any agreement which excludes or limits your rights of recovery from the other parties. Therefore, you must not have agreed to and must not agree to give away any of your rights which may affect your insurer's right to recover under subrogation from other parties.

#### **LIABILITY FOR GOODS AND SERVICES TAX (GST)**

As the service of providing general insurance falls under the umbrella of the Goods and Services Tax (GST, we are required to charge you on a proportional basis for any insurance provided by or via us after 30 June, 2000.

Therefore, the attached document includes this charge which has been calculated based on information available to us at this time, Subsequently, if this charge requires amendment, we will recover from (or reimburse) you for any difference.

#### **AUSTRALIAN FINANCIAL COMPLAINTS AUTHORITY.**

Clients not satisfied with our services should contact UIG's Complaints Officer, They are members of the Australian Financial Complaints Authority, a free consumer service. Further information is available from our office, or contact AFCA on 1800 931 678 or visit [www.afca.org.au](http://www.afca.org.au). They also adopt the Insurance Brokers Code of Practice.

#### **GENERAL ADVICE WARNING**

If you you are a RETAIL CLIENT (defined in your Financial Services Guide) and a statement of Advice has not been provided to you then the advice we are giving is General Advice.

General Advice is advice that has been prepared without considering your current Objective's, financial situation or needs. Therefore, before acting on this advice, you should consider the appropriateness of the advice having regard to your current objective's financial situation or needs. Before you make any decision about whether to acquire the policy, you should obtain and read the Product Disclosure Statement for the policy.

#### **PREMIUMS HELD IN TRUST**

UIG retain the interest on premiums paid by you that are held in their trust account before paying the insurer.

#### **INSURANCE SCHEDULE AND SUMS INSURED**

You should check and confirm the items listed in your schedule are correct and are insured for full value. With Regular rises in building and construction costs, if you do not ensure that you have items covered in your schedule for full replacement value, the issue of Under Insurance or Average Clauses that exist in some policies, can become an issue that apply in settlement. The sums insured should represent full values to rebuild to a condition that is equivalent to when the building was new including any extra costs required to comply with Government, Municipal or Statutory Authority Requirements. Obtaining a valuation of your property may incur costs, however it would be money well spend should you sustain a fire or some other insured catastrophe.

#### **UIG SOURCES OF INCOME**

When placing your insurance they usually receive a commission from the insurer and we may charge additional fees. All fees payable for services will be advised to you at or before providing the advice or service. Where a policy is cancelled before the period of insurance has ended we will usually retain the commission fee on any return premium involved.

-----

## Schedule of Insurance

<b>Class of Policy:</b> SVU Business Pack	<b>Policy No:</b> SBP0464602
<b>The Insured:</b> Alvin Chua And Anna Schettini ATF Chuattini Family Super Fund	<b>Invoice No:</b> 1621747
	<b>Our Ref:</b> HEALTH

**Policy Number** SBP0464602

**Policy Period** 29/04/2022 to 29/04/2023 at 4pm

### Named Insured

**Insured Name** Alvin Chua and Anna Schettini ATF Chuattini Family Super Fund

**ABN** 25 203 246 519

**Address** 8 Stradbroke Road  
Newton SA 5074

### Policy Wording

Chubb Business Pack Steadfast Client Trading Platform PDS and Policy Chubb16-233-0821

### Cover Summary

**Insured Location: 8 Stradbroke Road Newton SA 5074 (Principal)**

Cover	Taken
Property Damage	Taken
Business Interruption	Taken
Theft	Not Taken
Money	Not Taken
Glass	Not Taken
General Property	Not Taken
Electronic Equipment Breakdown	Not Taken
Machinery Breakdown	Not Taken
Public & Products Liability	Taken
Tax Audit	Not Taken
Employee Fraud	Not Taken

### Claims Experience

Any claims in the last 3 years under the sections to be insured? No

### Insured Location Details

**Insured Location: 8 Stradbroke Road Newton SA 5074 (Principal)**

### Business Details

**Selected Occupation** Property Owner - Office (Single Storey)  
**Annual Turnover** \$ 140,000  
**Tenant Business** Clinic, General Practice Medical, Operation

## Schedule of Insurance

<b>Class of Policy:</b> SVU Business Pack	<b>Policy No:</b> SBP0464602
<b>The Insured:</b> Alvin Chua And Anna Schettini ATF Chuattini Family Super Fund	<b>Invoice No:</b> 1621747
	<b>Our Ref:</b> HEALTH

### Insured Location Details

#### Construction

Multiple Buildings on site? No  
Year built 2005

#### Building Details

No. of Storeys 1  
Floors Concrete  
Walls Brick  
Roof Iron/Steel/Aluminium on steel  
Expanded Polystyrene (EPS) 0%

#### Fire Protection

Fire Extinguishers

#### Security Protection

Deadlocks on doors

#### Other Details

Is there an ATM on premises? No  
Premises Location Main or Suburban street  
Premises connected to town water? Yes  
Type of Fire Brigade Professional Manned 24 hours  
Store Flammable Goods? No

### Interested Parties

#### Interested Party # 1

**Risks** Property Damage  
**Name** Bank of Queensland Limited  
**Nature of Interest** 1st Mortgagee  
**Address**

## PROPERTY DAMAGE SECTION

### Property Damage Information

Is the premises at the Insured Location more than 50% vacant? No  
Is the Building heritage or national trust listed? No  
Is there storage of waste material? No

#### Sum Insured

Buildings \$ 1,500,000  
Method of Settlement Reinstatement or replacement  
Contents \$ Not Insured  
Method of Settlement Reinstatement or replacement  
Stock \$ Not Insured

#### Specified Items

Not Insured



## Schedule of Insurance

<b>Class of Policy:</b> SVU Business Pack	<b>Policy No:</b> SBP0464602
<b>The Insured:</b> Alvin Chua And Anna Schettini ATF Chuattini Family Super Fund	<b>Invoice No:</b> 1621747
	<b>Our Ref:</b> HEALTH

Extra cost of reinstatement	
– additional cover on top of the automatic cover provided in policy	\$ As per policy wording
Removal of debris	\$ 300,000
Rewriting of records	\$ 25,000
Playing surfaces	\$ 50,000

### Optional Extension

Flood cover?	Not Insured
--------------	-------------

### Applicable Excess

Excess	\$ 250
--------	--------

## BUSINESS INTERRUPTION SECTION

Cover Type	Annual Revenue
Indemnity Period (months)	12

### Sum Insured

Annual Revenue	\$ 140,000
Additional increase in cost of working	\$ 25,000
Accounts Receivable	\$ 7,500
Claims preparation and proving expenses	\$ 10,000

### Additional Benefits

Unspecified Customers and Suppliers	20% of the Sum Insured
Documents temporarily removed	\$ 28,000

## PUBLIC AND PRODUCTS LIABILITY SECTION

### Limit of liability

General Liability and Products Liability	\$ 20,000,000
--	---------------

### Contractors and Subcontractors

Do You engage contractors and/or subcontractors in Your Business?	No
---	----

## Schedule of Insurance

<b>Class of Policy:</b> SVU Business Pack	<b>Policy No:</b> SBP0464602
<b>The Insured:</b> Alvin Chua And Anna Schettini ATF Chuattini Family Super Fund	<b>Invoice No:</b> 1621747
	<b>Our Ref:</b> HEALTH

### Labour Hire

Do You engage labour hire or hired in labour in Your Business? No

### Designated Contracts

Do You have any contracts to be designated? No

### Hire Out Equipment or Staff

Do you hire out equipment and/or staff? No

### USA/Canada Exports

USA / Canada Exports? Not Insured

### Other Details (if applicable)

#### Additional benefit

Property in Your physical or legal control \$ 250,000

#### Applicable Excesses

Property in Your physical or legal control \$ 500

All other claims \$ 500

### Endorsements

#### Endorsement # 1

**Name** Total Communicable Disease Exclusion

**Code** BUP031

#### Wording

This endorsement varies the standard terms of your Policy. It may expand, reduce, or impose additional conditions on your cover as set out in the standard Policy terms and should be read carefully.

We do not cover any liability directly or indirectly arising out of, resulting from, contributed to or aggravated by Communicable Disease.

This exclusion applies even if the claims against any Named Insured allege negligence or other wrongdoing in the:

- a) Supervising, hiring, employing, training or monitoring of others that may be infected with and spread a Communicable Disease
- b) Testing for a Communicable Disease;
- c) Failure to prevent the spread of a Communicable Disease; or
- d) Failure to report a Communicable Disease to authorities.

For the purpose of this Exclusion only, Communicable Disease means:  
any infectious disease, including any virus, bacteria, microorganism, or pathogen that actually or allegedly induces or are capable of inducing physical distress, illness or disease.

## Schedule of Insurance

**Class of Policy:** SVU Business Pack  
**The Insured:** Alvin Chua And Anna Schettini  
ATF Chuattini Family Super Fund

**Policy No:** SBP0464602  
**Invoice No:** 1621747  
**Our Ref:** HEALTH

### Renewal Premium Comparison

	<b>Last year premium</b>	<b>Current year premium</b>
Premium (Including UW levy)	\$1,833.44	\$1,925.10
Emergency services levy	\$0.00	\$0.00
GST	\$183.34	\$192.51
Stamp duty	\$221.84	\$232.93
Special fee	\$0.00	\$0.00
Broker fee	\$100.00	\$100.00
Fee GST	\$10.00	\$10.00
Total Premium	\$2,348.62	\$2,460.54

# 42010 - Property Expenses - Interest on Loans

2022 Financial Year

Preparer Kelly Fu

Reviewer Kelly Fu

Status Completed

Account Code	Description	CY Balance	LY Balance	Change
CHUA_8STR	8 Stradbroke Road, Newton SA, Australia	\$46,652.82		100%
<b>TOTAL</b>		<b>CY Balance</b>	<b>LY Balance</b>	
		\$46,652.82		

## Supporting Documents

- General Ledger [Report](#)
- 85500 - BOQ statements 2022.pdf

## Standard Checklist

- Attach Agent statements (either monthly or annual)
- Attach any other statements, notices or invoices

# Chuattini Family Super Fund

## General Ledger

As at 30 June 2022

Transaction Date	Description	Units	Debit	Credit	Balance \$
<b>Property Expenses - Interest on Loans (42010)</b>					
8 Stradbroke Road, Newton SA, Australia (CHUA 8STR)					
28/07/2021	Interest Capitalised Principal Interest		3,828.25		3,828.25 DR
27/08/2021	Interest Capitalised Principal Interest		3,822.37		7,650.62 DR
28/09/2021	Interest Capitalised Principal Interest		4,070.89		11,721.51 DR
28/10/2021	Interest Capitalised Principal Interest		3,811.49		15,533.00 DR
26/11/2021	Interest Capitalised Principal Interest Transaction Details		3,678.69		19,211.69 DR
24/12/2021	Interest Capitalised Principal Interest		3,545.83		22,757.52 DR
28/01/2022	Interest Capitalised Principal Interest		4,424.18		27,181.70 DR
28/02/2022	28/02/2022 Interest Capitalised Principal Interest		3,914.80		31,096.50 DR
28/03/2022	28/03/2022 Interest Capitalised Principal Interest		3,530.76		34,627.26 DR
28/04/2022	28/04/2022 Interest Capitalised Principal Interest		3,901.82		38,529.08 DR
27/05/2022	27/05/2022 Interest Capitalised Principal Interest		3,740.50		42,269.58 DR
28/06/2022	28/06/2022 Interest Capitalised Principal Interest		4,383.24		46,652.82 DR
			<b>46,652.82</b>		<b>46,652.82 DR</b>

**Total Debits: 46,652.82**

**Total Credits: 0.00**

09 November 2022

 Chuattini Family Super Fund ATF  
 Chuattini Family Super Fund  
 8 Stradbroke Road  
 NEWTON SA 5074

**Your details**

 Contract number: 013 967 549  
 Client number: 235 750 5  
 Offset account:  
 Repayment account: 633 000 - 188 021 901  
 Account name: Chuattini Family Super Fund

**Account details**

 Available balance in UNC: 0.00  
 Interest rate: 7.09% p.a.  
 Rate type: Variable  
 Repayment type: Principal & Interest  
 Contract term: 5 years

**Commercial Property Loan**

Statement period: 01 July 2021 to 30 June 2022

Opening balance 01 July 2021	Credits	Debits	Closing balance 30 June 2022
1,014,750.00 DR	65,440.77	46,652.82	995,962.05 DR

**Contact details**

Your banker: Tristan Conlon

For personalised service contact us by phone 24 hours a day 7 days a week on 1300 160 160 or +61 2 9293 2121.

Process Date	Value Date	Transaction Details	Debit	Credit	Loan Balance
<b>Opening balance</b>					<b>1,014,750.00DR</b>
28/07/2021	28/07/2021	Interest Capitalised	3,828.25		1,018,578.25DR
		Principal Interest			
28/07/2021	28/07/2021	Principal Repayment BCY A/C: 206927020		5,387.66	1,013,190.59DR
27/08/2021	27/08/2021	Interest Capitalised	3,822.37		1,017,012.96DR
		Principal Interest			
27/08/2021	27/08/2021	Principal Repayment BCY A/C: 206927020		5,387.66	1,011,625.30DR
28/09/2021	28/09/2021	Interest Capitalised	4,070.89		1,015,696.19DR
		Principal Interest			
28/09/2021	28/09/2021	Principal Repayment BCY A/C: 206927020		5,387.66	1,010,308.53DR
28/10/2021	28/10/2021	Interest Capitalised	3,811.49		1,014,120.02DR
		Principal Interest			
28/10/2021	28/10/2021	Principal Repayment BCY A/C: 206927020		5,387.66	1,008,732.36DR
26/11/2021	26/11/2021	Interest Capitalised	3,678.69		1,012,411.05DR
		Principal Interest			
26/11/2021	26/11/2021	Principal Repayment BCY A/C: 206927020		5,387.66	1,007,023.39DR
24/12/2021	24/12/2021	Interest Capitalised	3,545.83		1,010,569.22DR
		Principal Interest			
24/12/2021	24/12/2021	Principal Repayment BCY A/C: 206927020		5,387.66	1,005,181.56DR
28/01/2022	28/01/2022	Interest Capitalised	4,424.18		1,009,605.74DR
		Principal Interest			

Please check all your transactions thoroughly and report any errors or unauthorised transactions immediately to our Client Service Centre on 1300 160 160.

Process date	Value date	Transaction Details	Debit	Credit	Loan Balance
28/01/2022	28/01/2022	Principal Repayment BCY A/C: 206927020		5,387.66	1,004,218.08DR
28/02/2022	28/02/2022	Interest Capitalised Principal Interest	3,914.80		1,008,132.88DR
28/02/2022	28/02/2022	Principal Repayment BCY A/C: 206927020		5,387.66	1,002,745.22DR
28/03/2022	28/03/2022	Interest Capitalised Principal Interest	3,530.76		1,006,275.98DR
28/03/2022	28/03/2022	Principal Repayment BCY A/C: 206927020		5,387.66	1,000,888.32DR
28/04/2022	28/04/2022	Interest Capitalised Principal Interest	3,901.82		1,004,790.14DR
28/04/2022	28/04/2022	Principal Repayment BCY A/C: 206927020		5,387.66	999,402.48DR
27/05/2022	27/05/2022	Interest Capitalised Principal Interest	3,740.50		1,003,142.98DR
27/05/2022	27/05/2022	Principal Repayment BCY A/C: 206927020		5,585.32	997,557.66DR
28/06/2022	28/06/2022	Interest Capitalised Principal Interest	4,383.24		1,001,940.90DR
28/06/2022	28/06/2022	Principal Repayment BCY A/C: 206927020		5,978.85	995,962.05DR

**Closing balance** **995,962.05DR**

**Interest summary for the period 01 JUL 2021 to 30 JUN 2022**

Gross Interest for period	Less interest benefit from UNC account	Net Interest Charged
46,652.82	0.00	46,652.82

Looking for an everyday account that is more rewarding? The Everyday Plus account. Allowing you to earn points from a choice of two rewards programs. For more information visit [boqspecialist.com.au/everydayplus](http://boqspecialist.com.au/everydayplus)

Please check all your transactions thoroughly and report any errors or unauthorised transactions immediately to our Client Service Centre on 1300 160 160.

# 42060 - Property Expenses - Repairs Maintenance

2022 Financial Year

---

Preparer Kelly Fu

Reviewer Kelly Fu

Status Completed

Account Code	Description	CY Balance	LY Balance	Change
CHUA_8STR	8 Stradbroke Road, Newton SA, Australia	\$250.00		100%
<b>TOTAL</b>		<b>CY Balance</b>	<b>LY Balance</b>	
		\$250.00		

## Supporting Documents

- General Ledger [Report](#)
- 42060 - Excess Invoice.pdf

## Standard Checklist

- Attach Agent statements (either monthly or annual)
- Attach any other statements, notices or invoices



## Chuattini Family Super Fund

# General Ledger

As at 30 June 2022

Transaction Date	Description	Units	Debit	Credit	Balance \$
<b>Property Expenses - Repairs Maintenance (42060)</b>					
8 Stradbroke Road, Newton SA, Australia (CHUA 8STR)					
22/06/2022	OSKO PAYMENT Johns Lyng Insurance JLSA04210E		250.00		250.00 DR
			<b>250.00</b>		<b>250.00 DR</b>

**Total Debits: 250.00**

**Total Credits: 0.00**

**INVOICE TO**

Alvin Chua and Anna Schet tini ATF Chuattini Family  
 8 Stradbroke Road  
 Newton, SA 5074

**SITE ADDRESS**

8 Stradbroke Road Newton SA Australia 5074

**SCOPE OF WORKS**

Impact Damage

DEBTOR CODE	EXCESS	YOUR REFERENCE	CLAIM NUMBER	5330128780
-------------	--------	----------------	--------------	------------

**POLICY EXCESS**

As directed by your insurer, we hereby request payment of your policy excess to enable works to be carried out at the above address.

Note: The deposit excess will be applied to the deposit payable under the building contract.



**PAYMENT OPTIONS**

Johns Lyng Insurance Building Solutions (SA) Pty Ltd has the facility to allow payments via EFT, Cheque or Credit Card by post, phone, fax or email.

**1. EFT DETAILS**

Bank: ANZ  
 BSB: 013-483  
 Account No: 836870671  
 Payment Ref: JLSA04210E

Please ensure Payment Ref is included in transfer.

**2. CHEQUE PAYMENTS**

Post cheque payments including the Payment Options section of this invoice to us (see below).

**3. CREDIT CARD PAYMENTS**

You can pay via Credit Card by any of the following methods:

- Email your Credit Card details as shown including the excess amount and Invoice Number to [excesspayments@johnslyng.com.au](mailto:excesspayments@johnslyng.com.au)
- Phone us on (03) 9272 0000 with your Credit Card details.
- Post this Invoice back to us with your credit card details entered on this Invoice.
- Fax this Invoice to (03) 9272 0022 with your Credit Card details entered on this Invoice.

**CREDIT CARD DETAILS**

Name of Credit Card Holder: .....

Visa     Mastercard     Bankcard

Credit Card Number: .....

Credit Card Expiry: .....

**PAYMENT DUE**                      **27/06/2022**

**INVOICE TOTAL**

**\$250.00**

**PAYMENT TO**

Johns Lyng Insurance Building Solutions (SA) Pty Ltd  
 11 Tooronga Avenue, Edwardstown, SA 5039  
 Phone (03) 9272 0000    Fax (03) 9272 0022  
 ABN 58716168983 A Johns Lyng Group Company

**INVOICE NO**

**JLSA04210E**

# 48500 - Income Tax Expense

2022 Financial Year

---

Preparer Kelly Fu

Reviewer Kelly Fu

Status Completed

Account Code	Description	CY Balance	LY Balance	Change
48500	Income Tax Expense	\$8,490.93	(\$940.96)	(1002.37)%
<b>TOTAL</b>		<b>CY Balance</b>	<b>LY Balance</b>	
		\$8,490.93	(\$940.96)	

## Supporting Documents

No supporting documents

# 49000 - Profit/Loss Allocation Account

2022 Financial Year

Preparer Kelly Fu

Reviewer Kelly Fu

Status Completed

Account Code	Description	CY Balance	LY Balance	Change
49000	Profit/Loss Allocation Account	\$167,001.03	\$382,940.68	(56.39)%
<b>TOTAL</b>		<b>CY Balance</b>	<b>LY Balance</b>	
		\$167,001.03	\$382,940.68	

## Supporting Documents

No supporting documents

## 50000 - Members

2022 Financial Year

Preparer Kelly Fu

Reviewer Kelly Fu

Status Completed

Account Code	Description	Opening Balance	Contribution Income	Earnings	Member Payments	Tax & Fees	Closing Balance	Change
CHUALV00002A	Chua, Alvin - Accumulation (Accumulation)	(\$191,429.22)	(\$16,288.55)	(\$63,205.52)		\$3,804.25	(\$267,119.04)	39.54%
SCHANN00002A	Schettini, Anna - Accumulation (Accumulation)	(\$191,511.46)	(\$32,768.34)	(\$64,922.42)		\$6,379.55	(\$282,822.67)	47.68%
<b>TOTAL</b>		<b>Opening Balance</b>	<b>Contribution Income</b>	<b>Earnings</b>	<b>Member Payments</b>	<b>Tax &amp; Fees</b>	<b>Closing Balance</b>	
		(\$382,940.68)	(\$49,056.89)	(\$128,127.94)		\$10,183.80	(\$549,941.71)	

### Supporting Documents

- Members Summary [Report](#)
- Members Statements [Report](#)

### Standard Checklist

- Attach copies of Members Statements

# Chuattini Family Super Fund Members Statement

Alvin Chua  
24 Coach Road  
Auldana, South Australia, 5072, Australia

## Your Details

Date of Birth : Provided  
Age: 49  
Tax File Number: Provided  
Date Joined Fund: 22/09/2020  
Service Period Start Date: 06/01/1997  
Date Left Fund:  
Member Code: CHUALV00002A  
Account Start Date: 22/09/2020  
Account Phase: Accumulation Phase  
Account Description: Accumulation

Nominated Beneficiaries: N/A  
Nomination Type: N/A  
Vested Benefits: 267,119.04

## Your Balance

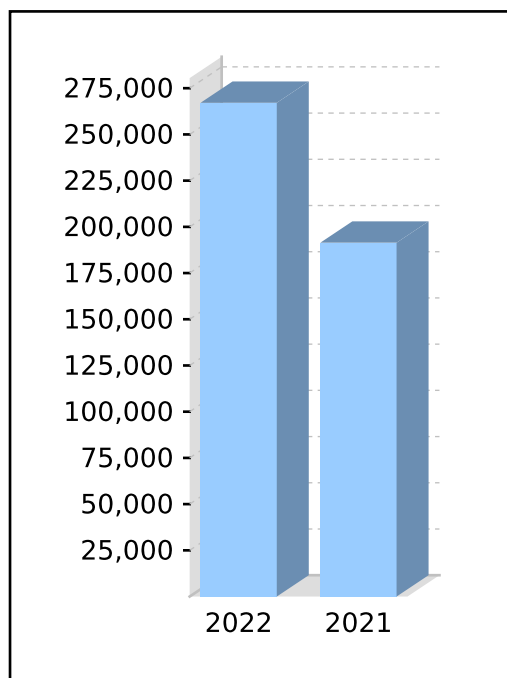
Total Benefits 267,119.04

### Preservation Components

Preserved 264,238.65  
Unrestricted Non Preserved 2,581.84  
Restricted Non Preserved 298.55

### Tax Components

Tax Free 80,610.98  
Taxable 186,508.06



## Your Detailed Account Summary

	This Year
Opening balance at 01/07/2021	191,429.22
<u>Increases to Member account during the period</u>	
Employer Contributions	
Personal Contributions (Concessional)	
Personal Contributions (Non Concessional)	
Government Co-Contributions	
Other Contributions	
Proceeds of Insurance Policies	
Transfers In	16,288.55
Net Earnings	63,205.52
Internal Transfer In	
<u>Decreases to Member account during the period</u>	
Pensions Paid	
Contributions Tax	
Income Tax	3,804.25
No TFN Excess Contributions Tax	
Excess Contributions Tax	
Refund Excess Contributions	
Division 293 Tax	
Insurance Policy Premiums Paid	
Management Fees	
Member Expenses	
Benefits Paid/Transfers Out	
Superannuation Surcharge Tax	
Internal Transfer Out	
Closing balance at 30/06/2022	267,119.04

# Chuattini Family Super Fund

## Members Statement

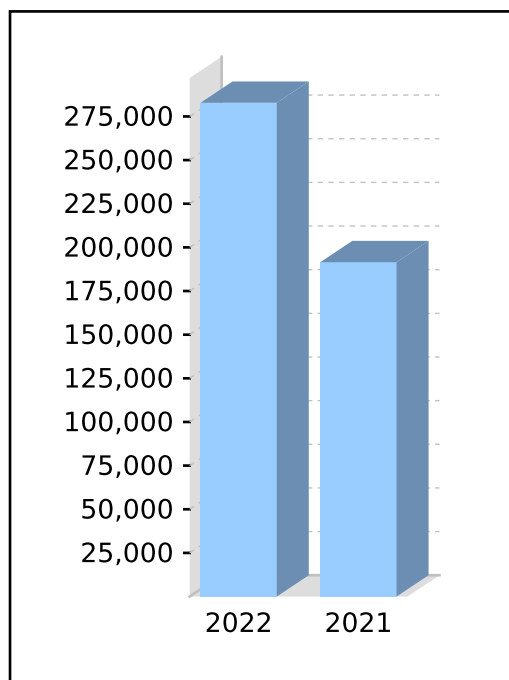
Anna Schettini  
 24 Coach Road  
 Auldana, South Australia, 5072, Australia

### Your Details

Date of Birth :	Provided	Nominated Beneficiaries:	N/A
Age:	48	Nomination Type:	N/A
Tax File Number:	Provided	Vested Benefits:	282,822.67
Date Joined Fund:	22/09/2020		
Service Period Start Date:	06/01/1997		
Date Left Fund:			
Member Code:	SCHANN00002A		
Account Start Date:	22/09/2020		
Account Phase:	Accumulation Phase		
Account Description:	Accumulation		

### Your Balance

<b>Total Benefits</b>	<b>282,822.67</b>
<u>Preservation Components</u>	
Preserved	279,507.59
Unrestricted Non Preserved	3,019.22
Restricted Non Preserved	295.86
<u>Tax Components</u>	
Tax Free	76,818.25
Taxable	206,004.42



### Your Detailed Account Summary

	This Year
Opening balance at 01/07/2021	191,511.46
<u>Increases to Member account during the period</u>	
Employer Contributions	
Personal Contributions (Concessional)	16,479.79
Personal Contributions (Non Concessional)	
Government Co-Contributions	
Other Contributions	
Proceeds of Insurance Policies	
Transfers In	16,288.55
Net Earnings	64,922.42
Internal Transfer In	
<u>Decreases to Member account during the period</u>	
Pensions Paid	
Contributions Tax	2,471.97
Income Tax	3,907.58
No TFN Excess Contributions Tax	
Excess Contributions Tax	
Refund Excess Contributions	
Division 293 Tax	
Insurance Policy Premiums Paid	
Management Fees	
Member Expenses	
Benefits Paid/Transfers Out	
Superannuation Surcharge Tax	
Internal Transfer Out	
Closing balance at 30/06/2022	282,822.67

Chuattini Family Super Fund  
**Members Summary**

As at 30 June 2022

Opening Balances	Increases				Decreases					Closing Balance	
	Contributions	Transfers In	Net Earnings	Insurance Proceeds	Pensions Paid	Contributions Tax	Taxes Paid	Benefits Paid/ Transfers Out	Insurance Premiums		Member Expenses
<b>Alvin Chua (Age: 49)</b>											
CHUALV00002A - Accumulation											
191,429.22		16,288.55	63,205.52				3,804.25				267,119.04
<b>191,429.22</b>		<b>16,288.55</b>	<b>63,205.52</b>				<b>3,804.25</b>				<b>267,119.04</b>
<b>Anna Schettini (Age: 48)</b>											
SCHANN00002A - Accumulation											
191,511.46	16,479.79	16,288.55	64,922.42			2,471.97	3,907.58				282,822.67
<b>191,511.46</b>	<b>16,479.79</b>	<b>16,288.55</b>	<b>64,922.42</b>			<b>2,471.97</b>	<b>3,907.58</b>				<b>282,822.67</b>
<b>382,940.68</b>	<b>16,479.79</b>	<b>32,577.10</b>	<b>128,127.94</b>			<b>2,471.97</b>	<b>7,711.83</b>				<b>549,941.71</b>



# 60400 - Bank Accounts

2022 Financial Year

Preparer Kelly Fu

Reviewer Kelly Fu

Status Completed

Account Code	Description	CY Balance	LY Balance	Change
BENDIGO1901	Bendigo Now Account 1901	\$39.72		100%
CDIA5645	CBA Direct Investment Account 5645	\$4.60	\$352.46	(98.69)%
DELPHI7020	Delphi Bank Business Cheque 020		(\$4,000.86)	100%
<b>TOTAL</b>		<b>CY Balance</b>	<b>LY Balance</b>	
		\$44.32	(\$3,648.40)	

## Supporting Documents

- Bank Statement Report [Report](#)
- 60400 - Bendigo bank statements 2022.pdf [BENDIGO1901](#)
- 60400 - CDIA bank transactions 2022.pdf [CDIA5645](#)
- 60400 - Delphi bank 2022 CLOSED.pdf [DELPHI7020](#)

## Standard Checklist

- Attach Copies of Bank Statements
- Attach copy of Bank Statement Report
- Ensure all Balances match Statement Balances at June 30
- Ensure all Transactions have been entered

# Chuattini Family Super Fund

## Bank Statement Report

For The Period 01 July 2021 to 30 June 2022

**Chart Code:** 60400 / BENDIGO1901

**Account Name:** Bendigo Now Account 1901

**BSB and Account Number:** 633000 188021901

**Opening Balance** - **Total Debits** + **Total Credits** = **Closing Balance**  
 \$ 38,160.70 \$ 38,200.42 \$ 39.72

**Data Feed Used**

None - Manually Input or Import

Date	Description	Debit \$	Credit \$	Ledger Balance \$	Statement Balance \$	Variance \$
19/02/2022	ACCOUNT TFR ADJUSTMENT CREDI TRANSFER CLOSING BALANCE		500.42	500.42		
21/02/2022	OSKO PAYMENT Chuattini SMSF to Chuattini SMSF Comsec [Transfer From ALVIN KIAN CHUNG CHUA AND to Chuattini SMSF Comsec]	500.00		0.42		
21/02/2022	DIRECT CREDIT HAN to Chuattini HAN 0114649913		2,000.00	2,000.42		
28/02/2022	DIRECT CREDIT HAN to Chuattini HAN 0116222269		2,000.00	4,000.42		
28/02/2022	DIRECT DEBIT AUTO REPAYMENT CHUATTINI FAMILY 0116332114	5,387.66		(1,387.24)		
01/03/2022	INTEREST	2.59		(1,389.83)		
01/03/2022	OVERDRAWN ACCOUNT FEE FEE FOR 28/02/2022	10.00		(1,399.83)		
07/03/2022	DIRECT CREDIT HAN to Chuattini HAN 0118058151		2,000.00	600.17		
14/03/2022	DIRECT CREDIT HAN to Chuattini HAN 0119590160		2,000.00	2,600.17		
17/03/2022	OSKO PAYMENT Chuattini SMSF to commsec Chuattini [Transfer From ALVIN KIAN CHUNG CHUA AND to commsec Chuattini]	2,519.00		81.17		
18/03/2022	DIRECT CREDIT HAN to Chuattini HAN 0121020266		1,000.00	1,081.17		
25/03/2022	DIRECT CREDIT HAN to Chuattini HAN 0122605815		1,000.00	2,081.17		
28/03/2022	DIRECT DEBIT AUTO REPAYMENT CHUATTINI FAMILY 0122865314	5,387.66		(3,306.49)		
29/03/2022	OSKO PAYMENT AK CHUA & OTHERS To chuattini bendigo		3,500.00	193.51		
29/03/2022	OVERDRAWN ACCOUNT FEE FEE FOR 28/03/2022	10.00		183.51		
01/04/2022	INTEREST	5.61		177.90		

# Chuattini Family Super Fund

## Bank Statement Report

For The Period 01 July 2021 to 30 June 2022

Date	Description	Debit \$	Credit \$	Ledger Balance \$	Statement Balance \$	Variance \$
01/04/2022	DIRECT CREDIT HAN to Chuattini HAN 0124447576		1,000.00	1,177.90		
08/04/2022	DIRECT CREDIT HAN to Chuattini HAN 0126019591		1,000.00	2,177.90		
19/04/2022	DIRECT CREDIT HAN to Chuattini HAN 0127799960		1,000.00	3,177.90		
20/04/2022	OSKO PAYMENT Chuattini SMSF to Commsec Chuattini SMSF [Transfer From ALVIN KIAN CHUNG CHUA AND to Commsec Chuattini SMSF]	3,100.00		77.90		
22/04/2022	DIRECT CREDIT HAN to Chuattini HAN 0129145399		1,000.00	1,077.90		
28/04/2022	DIRECT DEBIT AUTO REPAYMENT CHUATTINI FAMILY 0130463671	5,387.66		(4,309.76)		
29/04/2022	OSKO PAYMENT AK CHUA & OTHERS To chuattini from offset		4,500.00	190.24		
29/04/2022	OVERDRAWN ACCOUNT FEE FEE FOR 28/04/2022	10.00		180.24		
29/04/2022	DIRECT CREDIT HAN to Chuattini HAN 0130935740 And Australia's most trusted bank*. Try more Bendigo. * Roy Morgan Risk Monitor, May 2022 Bendigo Now Account (continued).		1,000.00	1,180.24		
01/05/2022	INTEREST	2.06		1,178.18		
06/05/2022	DIRECT CREDIT HAN to Chuattini HAN 0132658701		1,000.00	2,178.18		
13/05/2022	DIRECT CREDIT HAN to Chuattini HAN 0134244754		1,000.00	3,178.18		
20/05/2022	DIRECT CREDIT HAN to Chuattini HAN 0135846218		1,000.00	4,178.18		
26/05/2022	OSKO PAYMENT Chuattini SMSF to commsec SMSF [Transfer From ALVIN KIAN CHUNG CHUA AND to commsec SMSF]	4,000.00		178.18		
27/05/2022	DIRECT DEBIT AUTO REPAYMENT CHUATTINI FAMILY 0137281873	5,585.32		(5,407.14)		
27/05/2022	DIRECT CREDIT HAN to Chuattini HAN 0137400192		1,000.00	(4,407.14)		
29/05/2022	OSKO PAYMENT A K CHUA & OTHERS to chuattini smsf		4,500.00	92.86		
30/05/2022	OVERDRAWN ACCOUNT FEE FEE FOR 27/05/2022	10.00		82.86		
01/06/2022	INTEREST	4.29		78.57		

**Chuattini Family Super Fund**  
**Bank Statement Report**

For The Period 01 July 2021 to 30 June 2022

Date	Description	Debit \$	Credit \$	Ledger Balance \$	Statement Balance \$	Variance \$
03/06/2022	DIRECT CREDIT HAN to Chuattini HAN 0139127156		1,000.00	1,078.57		
10/06/2022	DIRECT CREDIT HAN to Chuattini HAN 0140688777		1,000.00	2,078.57		
17/06/2022	DIRECT CREDIT HAN to Chuattini HAN 0142286087		1,000.00	3,078.57		
22/06/2022	OSKO PAYMENT Johns Lyng Insurance JLSA04210E	250.00		2,828.57		
24/06/2022	DIRECT CREDIT HAN to Chuattini HAN 0143891497		1,000.00	3,828.57		
28/06/2022	DIRECT DEBIT AUTO REPAYMENT CHUATTINI FAMILY 0144390851	5,978.85		(2,150.28)		
29/06/2022	OSKO PAYMENT AK CHUA & OTHERS to Chuattini bendigo		2,200.00	49.72		
29/06/2022	OVERDRAWN ACCOUNT FEE FEE FOR 28/06/2022	10.00		39.72		
30/06/2022	CLOSING BALANCE			39.72		
		<u>38,160.70</u>	<u>38,200.42</u>			

# Chuattini Family Super Fund Bank Statement Report

For The Period 01 July 2021 to 30 June 2022

**Chart Code:** 60400 / CDIA5645

**Account Name:** CBA Direct Investment Account 5645

**BSB and Account Number:**

<b>Opening Balance</b>	-	<b>Total Debits</b>	+	<b>Total Credits</b>	=	<b>Closing Balance</b>	<b>Data Feed Used</b>
\$ 352.46		\$ 309,144.70		\$ 308,796.84		\$ 4.60	None - Manually Input or Import

Date	Description	Debit \$	Credit \$	Ledger Balance \$	Statement Balance \$	Variance \$
01/07/2021	Opening Balance			352.46		
01/07/2021	Direct Credit 609898 MOC SOA 001261570265		4,956.90	5,309.36		
05/07/2021	Direct Credit 062895 COMMONWEALTH SEC COMMSEC		1,130.05	6,439.41		
08/07/2021	Direct Debit 062934 COMMSEC SECURITI COMMSEC	4,995.95		1,443.46		
10/07/2021	Transfer From ALVIN CHUA to Chuattini SMSF		3,500.00	4,943.46		
12/07/2021	Direct Debit 062934 COMMSEC SECURITI COMMSEC	4,939.95		3.51		
15/07/2021	Direct Credit 062895 COMMONWEALTH SEC COMMSEC		6,641.04	6,644.55		
16/07/2021	Direct Credit 358020 VGS PAYMENT JUL21/00836369		1.15	6,645.70		
16/07/2021	Direct Credit 513275 ASIA DST JUN 001261866349		5.92	6,651.62		
16/07/2021	Direct Credit 513275 NDQ DST JUNE 001262280275		55.36	6,706.98		
23/07/2021	Direct Credit 535912 ESPO DST 001262475487		6.59	6,713.57		
29/07/2021	Direct Debit 062934 COMMSEC SECURITI COMMSEC	8,449.85		(1,736.28)		
29/07/2021	Transfer From ALVIN CHUA To chuattini		2,400.00	663.72		
10/08/2021	Outward Internet Pay 0002412100 Chuattini SMSF Commsec Chuattini SMSF 9AUG21 [Direct Credit 068834 CHUATTINI S/F Commsec Chuattini]		4,420.00	5,083.72		
11/08/2021	Direct Debit 062934 COMMSEC SECURITI COMMSEC	5,063.79		19.93		
17/08/2021	Direct Credit 062895 COMMONWEALTH SEC COMMSEC		17,475.09	17,495.02		

# Chuattini Family Super Fund

## Bank Statement Report

For The Period 01 July 2021 to 30 June 2022

Date	Description	Debit \$	Credit \$	Ledger Balance \$	Statement Balance \$	Variance \$
18/08/2021	Transfer To Alvin Chua and A Schettin CommBank App Banksa	17,495.00		0.02		
18/08/2021	Direct Credit 062895 COMMONWEALTH SEC COMMSEC		2,702.00	2,702.02		
19/08/2021	AMERICAN EXPRESS CommBank app BPAY 5082 376039465905002	3,862.00		(1,159.98)		
19/08/2021	Direct Credit 062895 COMMONWEALTH SEC COMMSEC		3,860.05	2,700.07		
20/08/2021	Transfer To Alvin Chua and A Schettin NetBank To bank SA fr chuattini	2,700.00		0.07		
23/08/2021	Transfer To Alvin Chua and A Schettin CommBank App Bank SA	4,524.00		(4,523.93)		
23/08/2021	Direct Credit 062895 COMMONWEALTH SEC COMMSEC		4,524.90	0.97		
01/09/2021	Credit Interest		0.02	0.99		
02/09/2021	Direct Credit 062895 COMMONWEALTH SEC COMMSEC		3,520.20	3,521.19		
07/09/2021	Direct Credit 062895 COMMONWEALTH SEC COMMSEC		2,990.05	6,511.24		
08/09/2021	Direct Credit 535918 BTI SPC 8/09/21 001263800205 [System Matched Income Data]		56.00	6,567.24		
10/09/2021	Direct Debit 062934 COMMSEC SECURITI COMMSEC	3,430.71		3,136.53		
16/09/2021	Direct Credit 458106 ACCENT GROUP LTD SEP21/00814591 [System Matched Income Data]		78.00	3,214.53		
16/09/2021	Direct Credit 502391 AEF DIV 001266023531 [System Matched Income Data]		38.25	3,252.78		
16/09/2021	Outward Internet Pay 0002436081 Chuattini SMSF to Chuattini SMSF 15SEP21 [Direct Credit 068834 CHUATTINI S/F to Chuattini SMSF]		4,620.00	7,872.78		
16/09/2021	Direct Credit 481028 SIQ ITM DIV 001265539819 [System Matched Income Data]		45.50	7,918.28		
17/09/2021	Direct Debit 062934 COMMSEC SECURITI COMMSEC	9,694.90		(1,776.62)		
17/09/2021	Transfer From Alvin Chua to Chuattini		1,800.00	23.38		
23/09/2021	Outward Internet Pay 0002440534 Chuattini SMSF to Chuattini SMSF Commsec [Direct Credit 068834 CHUATTINI S/F to Chuattini SMSF]		1,990.00	2,013.38		
23/09/2021	Direct Credit 301500 ALVANNA PTY LTD Alv SMSF to Chuatt		3,200.00	5,213.38		

# Chuattini Family Super Fund

## Bank Statement Report

For The Period 01 July 2021 to 30 June 2022

Date	Description	Debit \$	Credit \$	Ledger Balance \$	Statement Balance \$	Variance \$
24/09/2021	Direct Debit 062934 COMMSEC SECURITI COMMSEC	4,569.95		643.43		
24/09/2021	Direct Credit 358020 JUMBO INTERACTIV SEP21/00812827 [System Matched Income Data]		18.50	661.93		
27/09/2021	Transfer From Alvin Chua To chuattini		4,600.00	5,261.93		
28/09/2021	Direct Debit 062934 COMMSEC SECURITI COMMSEC	5,059.95		201.98		
30/09/2021	Direct Credit 068834 CHUA A K C		4,000.00	4,201.98		
01/10/2021	Direct Credit 208379 PPE FNL DIV 001267694529 [System Matched Income Data]		78.90	4,280.88		
01/10/2021	Direct Credit 423365 TREASURY WINES FIN21/00875980 [System Matched Income Data]		80.60	4,361.48		
05/10/2021	Transfer to other Bank NetBank Chuattini Delphi	1,400.00		2,961.48		
07/10/2021	Direct Credit 458106 SOUTH32 DIVIDEND RAU21/01040369 [System Matched Income Data]		66.28	3,027.76		
07/10/2021	Direct Credit 208379 SUPER RETAIL DIV 001263811940 [System Matched Income Data]		257.40	3,285.16		
12/10/2021	Direct Debit 062934 COMMSEC SECURITI COMMSEC	3,314.43		(29.27)		
12/10/2021	Outward Internet Pay 0002452415 Chuattini SMSF to commsec smsf 11OCT21 Value Date [Direct Credit 068834 CHUATTINI S/F to commsec smsf]		200.00	170.73		
12/10/2021	Direct Credit 301500 ALVANNA PTY LTD Alv SMSF to Chuatt		4,000.00	4,170.73		
15/10/2021	Transfer To Alvin Chua and A Schettin NetBank for golf yellow BMW smsf	16,000.00		(11,829.27)		
15/10/2021	Direct Credit 062895 COMMONWEALTH SEC COMMSEC		20,566.15	8,736.88		
15/10/2021	Transfer To Alvin Chua and A Schettin NetBank for golf 2002	4,000.00		4,736.88		
18/10/2021	Direct Credit 358020 VGS PAYMENT OCT21/00841382		8.39	4,745.27		
18/10/2021	Direct Credit 062895 COMMONWEALTH SEC COMMSEC		2,469.05	7,214.32		
18/10/2021	Direct Credit 208379 EOL FNL DIV 001268379580		39.66	7,253.98		
20/10/2021	Transfer To Peter Johnson NetBank Golf BMW purchase	7,250.00		3.98		

# Chuattini Family Super Fund

## Bank Statement Report

For The Period 01 July 2021 to 30 June 2022

Date	Description	Debit \$	Credit \$	Ledger Balance \$	Statement Balance \$	Variance \$
22/10/2021	Transfer From Alvin Chua CREDIT TO ACCOUNT		5,000.00	5,003.98		
22/10/2021	Direct Credit 062895 COMMONWEALTH SEC COMMSEC		1,618.05	6,622.03		
23/10/2021	Transfer To Peter Johnson NetBank Golf yellow BMW	6,500.00		122.03		
25/10/2021	Transfer To Peter Johnson CommBank App Golf yellow bmw	5,000.00		(4,877.97)		
25/10/2021	Direct Credit 062895 COMMONWEALTH SEC COMMSEC		5,218.30	340.33		
27/10/2021	Outward Internet Pay 0002462734 Chuattini SMSF to commsec smsf [Direct Credit 068834 CHUATTINI S/F to commsec smsf]		2,064.00	2,404.33		
29/10/2021	Direct Debit 062934 COMMSEC SECURITI COMMSEC	1,139.14		1,265.19		
01/11/2021	Transfer to other Bank NetBank to Delphi SMSF	1,265.00		0.19		
02/11/2021	Transfer To Peter Johnson NetBank golf bmw	5,000.00		(4,999.81)		
02/11/2021	Transfer From Alvin Chua to chuattini smsf		5,000.00	0.19		
04/11/2021	Direct Credit 062895 COMMONWEALTH SEC COMMSEC		950.30	950.49		
06/11/2021	Transfer to other Bank NetBank to Chuattini SMSF	2,300.00		(1,349.51)		
06/11/2021	Direct Credit 301500 ALVANNA PTY LTD Alv SMSF to Chuatt		5,000.00	3,650.49		
08/11/2021	Direct Debit 062934 COMMSEC SECURITI COMMSEC	995.60		2,654.89		
10/11/2021	Outward Internet Pay 0002472146 Chuattini SMSF to commsec smsf [Direct Credit 068834 CHUATTINI S/F to commsec smsf]		1,800.00	4,454.89		
11/11/2021	Direct Debit 062934 COMMSEC SECURITI COMMSEC	3,999.95		454.94		
15/11/2021	Direct Credit 142644 HARVEY NORMAN S00121330555 [System Matched Income Data]		133.20	588.14		
16/11/2021	AMERICAN EXPRESS CommBank app BPAY 5082 376039465905002 for golf bmw	5,200.00		(4,611.86)		
16/11/2021	Direct Credit 062895 COMMONWEALTH SEC COMMSEC		5,160.10	548.24		
17/11/2021	AMERICAN EXPRESS CommBank app BPAY 5082 376039465905002	2,270.00		(1,721.76)		



# Chuattini Family Super Fund

## Bank Statement Report

For The Period 01 July 2021 to 30 June 2022

Date	Description	Debit \$	Credit \$	Ledger Balance \$	Statement Balance \$	Variance \$
17/11/2021	Direct Credit 062895 COMMONWEALTH SEC COMMSEC		2,223.80	502.04		
17/11/2021	Transfer To Alvin Chua NetBank reimburse for golf bmw	500.00		2.04		
24/11/2021	Direct Credit 018216 BRICKWORKS DIV NOV21/00820359 [System Matched Income Data]		80.00	82.04		
16/12/2021	AMERICAN EXPRESS NetBank BPAY 5082 376039465906000	12,200.00		(12,117.96)		
16/12/2021	Direct Credit 062895 COMMONWEALTH SEC COMMSEC		7,145.15	(4,972.81)		
16/12/2021	Direct Credit 301500 ALVANNA PTY LTD Alv SMSF to Chuatt		5,000.00	27.19		
17/12/2021	AMERICAN EXPRESS NetBank BPAY 5082 376039465906000	7,090.00		(7,062.81)		
17/12/2021	Direct Credit 062895 COMMONWEALTH SEC COMMSEC		7,063.86	1.05		
21/12/2021	Direct Credit 250556 WBC DIVIDEND 001269353468 [System Matched Income Data]		120.00	121.05		
23/12/2021	Direct Debit 062934 COMMSEC SECURITI COMMSEC	2,542.30		(2,421.25)		
23/12/2021	Direct Credit 106600 HAN to Chuattini SMSF		690.00	(1,731.25)		
23/12/2021	Transfer From Han Pty ltd To chuattini smsf		50.00	(1,681.25)		
23/12/2021	Transfer From Han Pty ltd To chuattini smsf		546.00	(1,135.25)		
23/12/2021	Direct Credit 301500 ALVANNA PTY LTD Alv SMSF to Chuatt		400.00	(735.25)		
23/12/2021	Direct Credit 301500 ALVANNA PTY LTD DAC to Chuatt		1,440.00	704.75		
29/12/2021	Transfer to other Bank NetBank chuattini Delphi	1,687.00		(982.25)		
29/12/2021	Direct Credit 062895 COMMONWEALTH SEC COMMSEC		982.40	0.15		
30/12/2021	Direct Credit 068834 CHUA A K C to Chuattini SMSF		1,700.00	1,700.15		
08/01/2022	AMERICAN EXPRESS NetBank BPAY 5082 376039465906000	1,700.00		0.15		
19/01/2022	Direct Credit 358020 VGS PAYMENT JAN22/00842091		14.73	14.88		
25/01/2022	Outward Internet Pay 0002520841 Chuattini SMSF to Chuattini SMSF Commsec 24JAN22		5,000.00	5,014.88		

# Chuattini Family Super Fund

## Bank Statement Report

For The Period 01 July 2021 to 30 June 2022

Date	Description	Debit \$	Credit \$	Ledger Balance \$	Statement Balance \$	Variance \$
	[Direct Credit 068834 CHUATTINI S/F to Chuattini SMSF]					
27/01/2022	Direct Debit 062934 COMMSEC SECURITI COMMSEC	4,619.95		394.93		
28/01/2022	Unpaid Payment Fee	5.00		389.93		
28/01/2022	Direct Debit 062934 COMMSEC SECURITI COMMSEC [Return 28/01/22 Direct Debit 062934 COMMSEC SECURITI COMMSEC]		17,400.86	17,790.79		
28/01/2022	Direct Debit 062934 COMMSEC SECURITI COMMSEC [Return 28/01/22 Direct Debit 062934 COMMSEC SECURITI COMMSEC]	17,400.86		389.93		
28/01/2022	Direct Credit 301500 ALVANNA PTY LTD Alv SMSF to Chuatt		2,850.00	3,239.93		
28/01/2022	Transfer From pship to chuattini		1,096.00	4,335.93		
28/01/2022	Transfer From Han Pty ltd to Chuattini		3,320.00	7,655.93		
28/01/2022	Transfer From Han Pty ltd to SMSF		5,123.00	12,778.93		
30/01/2022	Transfer From HAN Pty Ltd to Chuattini		4,500.00	17,278.93		
31/01/2022	Direct Debit 062934 COMMSEC SECURITI COMMSEC	4,309.95		12,968.98		
01/02/2022	Direct Debit 062934 COMMSEC SECURITI COMMSEC	7,681.76		5,287.22		
01/02/2022	Credit Interest		0.08	5,287.30		
02/02/2022	Outward Internet Pay 0002526369 Chuattini SMSF to commsec smsf 1FEB22 [Direct Credit 068834 CHUATTINI S/F to commsec smsf]		3,504.00	8,791.30		
03/02/2022	AMERICAN EXPRESS NetBank BPAY 5082 376039465906000 centurion	8,700.00		91.30		
09/02/2022	Outward Internet Pay 0002531617 Chuattini SMSF to Chuattini SMSF Commsec [Direct Credit 068834 CHUATTINI S/F to Chuattini SMSF]		2,000.00	2,091.30		
10/02/2022	Direct Debit 062934 COMMSEC SECURITI COMMSEC	4,899.95		(2,808.65)		
10/02/2022	Transfer From HAN Pty Ltd To chuattini smsf		2,900.00	91.35		
13/02/2022	Transfer From HAN Pty Ltd to Chuanttini SMSF		3,700.00	3,791.35		

# Chuattini Family Super Fund

## Bank Statement Report

For The Period 01 July 2021 to 30 June 2022

Date	Description	Debit \$	Credit \$	Ledger Balance \$	Statement Balance \$	Variance \$
14/02/2022	Direct Debit 062934 COMMSEC SECURITI COMMSEC	3,664.95		126.40		
15/02/2022	Direct Debit 062934 COMMSEC SECURITI COMMSEC	2,179.95		(2,053.55)		
15/02/2022	CommSec Security [Direct Credit 068834 CHUATTINI S/F to Chuattini SMSF]		2,000.00	(53.55)		
15/02/2022	Direct Credit 301500 ALVANNA PTY LTD Alv SMSF to Chuatt		200.00	146.45		
21/02/2022	Direct Debit 062934 COMMSEC SECURITI COMMSEC	5,059.95		(4,913.50)		
21/02/2022	Transfer From HAN Pty Ltd Chuattini smsf		4,000.00	(913.50)		
21/02/2022	Transfer From HAN Pty Ltd To chuattini smsf		691.00	(222.50)		
21/02/2022	OSKO PAYMENT Chuattini SMSF to Chuattini SMSF Comsec [Transfer From ALVIN KIAN CHUNG CHUA AND to Chuattini SMSF Comsec]		500.00	277.50		
23/02/2022	Direct Credit 062895 COMMONWEALTH SEC COMMSEC		5,464.05	5,741.55		
01/03/2022	Transfer From A K CHUA & OTHERS to chuattini		2,000.00	7,741.55		
04/03/2022	Direct Debit 062934 COMMSEC SECURITI COMMSEC	3,484.95		4,256.60		
08/03/2022	Direct Debit 062934 COMMSEC SECURITI COMMSEC	5,832.34		(1,575.74)		
08/03/2022	Transfer From HAN Pty Ltd to Chuattini SMSF		1,600.00	24.26		
10/03/2022	Direct Debit 062934 COMMSEC SECURITI COMMSEC	9,394.94		(9,370.68)		
10/03/2022	Transfer From A K CHUA & OTHERS to Chuattini SMSF		100.00	(9,270.68)		
10/03/2022	Transfer From A K CHUA & OTHERS to Chuattini SMSF Commsec		9,370.00	99.32		
17/03/2022	Direct Debit 062934 COMMSEC SECURITI COMMSEC	2,519.30		(2,419.98)		
17/03/2022	Direct Credit 458106 ACCENT GROUP LTD MAR22/00814667 [System Matched Income Data]		60.00	(2,359.98)		
17/03/2022	Direct Credit 502391 AEF DIV 001273358719 [System Matched Income Data]		18.00	(2,341.98)		
17/03/2022	OSKO PAYMENT Chuattini SMSF to commsec Chuattini [Transfer From ALVIN KIAN CHUNG CHUA AND to commsec Chuattini]		2,519.00	177.02		

**Chuattini Family Super Fund**  
**Bank Statement Report**

For The Period 01 July 2021 to 30 June 2022

Date	Description	Debit \$	Credit \$	Ledger Balance \$	Statement Balance \$	Variance \$
23/03/2022	Direct Credit 481028 SIQ FNL DIV 001275806721 [System Matched Income Data]		127.40	304.42		
23/03/2022	Transfer From A K CHUA & OTHERS to chuattini		2,500.00	2,804.42		
24/03/2022	Direct Debit 062934 COMMSEC SECURITI COMMSEC	2,093.82		710.60		
24/03/2022	Direct Credit 208379 HLA ITM DIV 001275146176 [System Matched Income Data]		40.00	750.60		
28/03/2022	Transfer From A K CHUA & OTHERS to chuattini SMSF from Alvin and Anna		4,000.00	4,750.60		
29/03/2022	Direct Credit 208379 PPE INTERIM DIV 001272804313 [System Matched Income Data]		85.48	4,836.08		
31/03/2022	Direct Credit 606655 BEN MARCH22 DIV S00121330555 [System Matched Income Data]		132.50	4,968.58		
01/04/2022	Direct Credit 423365 TREASURY WINES INT22/00872959 [System Matched Income Data]		70.50	5,039.08		
04/04/2022	Direct Credit 326860 NHF DIVIDEND APR22/00912891 [System Matched Income Data]		88.00	5,127.08		
07/04/2022	Direct Debit 062934 COMMSEC SECURITI COMMSEC	4,828.11		298.97		
07/04/2022	Direct Credit 458106 SOUTH32 DIVIDEND AI011/01034357 [System Matched Income Data]		106.10	405.07		
14/04/2022	Direct Credit 208379 SUPER RETAIL DIV 001275742844 [System Matched Income Data]		126.36	531.43		
14/04/2022	Direct Credit 489543 ADH DIV 001276439182 [System Matched Income Data]		120.00	651.43		
20/04/2022	OSKO PAYMENT Chuattini SMSF to Commsec Chuattini SMSF [Transfer From ALVIN KIAN CHUNG CHUA AND to Commsec Chuattini SMSF]		3,100.00	3,751.43		
20/04/2022	Direct Credit 358020 VAE PAYMENT APR22/00805614		8.01	3,759.44		
20/04/2022	Direct Credit 358020 VAF PAYMENT APR22/00814554		6.83	3,766.27		
20/04/2022	Direct Credit 358020 VGS PAYMENT APR22/00842724		22.77	3,789.04		
21/04/2022	Direct Debit 062934 COMMSEC SECURITI COMMSEC	2,788.17		1,000.87		
21/04/2022	Direct Credit 302169 ACL DIV 001276765071 [System Matched Income Data]		120.00	1,120.87		
22/04/2022	Unpaid Payment Fee	5.00		1,115.87		
22/04/2022	Direct Debit 062934 COMMSEC SECURITI COMMSEC [Return 22/04/22 Direct Debit 062934]		1,431.78	2,547.65		

# Chuattini Family Super Fund

## Bank Statement Report

For The Period 01 July 2021 to 30 June 2022

Date	Description	Debit \$	Credit \$	Ledger Balance \$	Statement Balance \$	Variance \$
	COMMSEC SECURITI COMMSEC]					
22/04/2022	Direct Debit 062934 COMMSEC SECURITI COMMSEC [Return 22/04/22 Direct Debit 062934 COMMSEC SECURITI COMMSEC]	1,431.78		1,115.87		
23/04/2022	Transfer From A K CHUA & OTHERS Chuattini SMSF from personal		5,000.00	6,115.87		
27/04/2022	Direct Debit 062934 COMMSEC SECURITI COMMSEC	1,115.87		5,000.00		
28/04/2022	Direct Debit 062934 COMMSEC SECURITI COMMSEC	415.91		4,584.09		
02/05/2022	Direct Credit 142644 HARVEY NORMAN S00121330555 [System Matched Income Data]		177.60	4,761.69		
03/05/2022	Direct Credit 018216 BRICKWORKS DIV MAY22/00820989 [System Matched Income Data]		44.00	4,805.69		
10/05/2022	Direct Credit 458106 DURATEC LIMITED MAY22/00800806 [System Matched Income Data]		60.00	4,865.69		
12/05/2022	Direct Debit 062934 COMMSEC SECURITI COMMSEC	1,880.95		2,984.74		
13/05/2022	Direct Credit 458106 SOL DIV PAYMENT MAY22/00853465 [System Matched Income Data]		48.72	3,033.46		
16/05/2022	Direct Debit 062934 COMMSEC SECURITI COMMSEC	1,459.95		1,573.51		
26/05/2022	OSKO PAYMENT Chuattini SMSF to commsec SMSF [Transfer From ALVIN KIAN CHUNG CHUA AND to commsec SMSF]		4,000.00	5,573.51		
27/05/2022	Direct Debit 062934 COMMSEC SECURITI COMMSEC	5,514.46		59.05		
31/05/2022	Direct Credit 062895 COMMONWEALTH SEC COMMSEC		2,854.81	2,913.86		
06/06/2022	Direct Credit 062895 COMMONWEALTH SEC COMMSEC		1,986.10	4,899.96		
07/06/2022	Transfer From pship to chuattini SMSF		1,700.00	6,599.96		
08/06/2022	Direct Debit 062934 COMMSEC SECURITI COMMSEC	6,203.90		396.06		
14/06/2022	Direct Debit 062934 COMMSEC SECURITI COMMSEC	2,823.45		(2,427.39)		
14/06/2022	Direct Credit 301500 ALVANNA PTY LTD Alv SMSF to Chuatt		3,000.00	572.61		

**Chuattini Family Super Fund**  
**Bank Statement Report**

For The Period 01 July 2021 to 30 June 2022

<b>Date</b>	<b>Description</b>	<b>Debit \$</b>	<b>Credit \$</b>	<b>Ledger Balance \$</b>	<b>Statement Balance \$</b>	<b>Variance \$</b>
17/06/2022	Direct Debit 062934 COMMSEC SECURITI COMMSEC	5,441.70		(4,869.09)		
17/06/2022	Direct Credit 301500 ALVANNA PTY LTD Alv SMSF to Chuatt		10,000.00	5,130.91		
20/06/2022	Direct Debit 062934 COMMSEC SECURITI COMMSEC	352.10		4,778.81		
22/06/2022	Direct Debit 062934 COMMSEC SECURITI COMMSEC	8,679.90		(3,901.09)		
22/06/2022	Direct Credit 301500 ALVANNA PTY LTD Alv SMSF to Chuatt		10,000.00	6,098.91		
24/06/2022	Direct Debit 062934 COMMSEC SECURITI COMMSEC	9,236.41		(3,137.50)		
24/06/2022	Direct Credit 250556 WBC DIVIDEND 001278015803 [System Matched Income Data]		122.00	(3,015.50)		
24/06/2022	Direct Credit 301500 ALVANNA PTY LTD Alv SMSF to Chuatt		10,000.00	6,984.50		
28/06/2022	Direct Debit 062934 COMMSEC SECURITI COMMSEC	1,659.95		5,324.55		
28/06/2022	Transfer From A K CHUA & OTHERS Alvin Offset to chuattinj		2,000.00	7,324.55		
30/06/2022	Direct Debit 062934 COMMSEC SECURITI COMMSEC	2,499.95		4,824.60		
30/06/2022	Transfer To Alvin Chua and A Schettin NetBank overcontributed to Chuattini	4,820.00		4.60		
30/06/2022	CLOSING BALANCE			4.60		
		<u>309,144.70</u>	<u>308,796.84</u>			

# Chuattini Family Super Fund Bank Statement Report

For The Period 01 July 2021 to 30 June 2022

**Chart Code:** 60400 / DELPHI7020

**Account Name:** Delphi Bank Business Cheque 020

**BSB and Account Number:** 941501 206927020

**Opening Balance** - **Total Debits** + **Total Credits** = **Closing Balance**  
 \$ (4,000.86) \$ 78,691.49 \$ 82,692.35 \$ 0.00

**Data Feed Used**

None - Manually Input or Import

Date	Description	Debit \$	Credit \$	Ledger Balance \$	Statement Balance \$	Variance \$
01/07/2021	Opening Balance			(4,000.86)		
01/07/2021	Direct Credit Chuattini SF HAN 106600 30JUN21		4,000.00	(0.86)		
01/07/2021	Minimum Balance Fee 30JUN21	5.00		(5.86)		
01/07/2021	A/C Maintenance Fee 30JUN21	2.00		(7.86)		
05/07/2021	Internet Transfer 0002387175 CR FROM ALVANNA TRUST to Chuattini SMS 3JUL21		100.00	92.14		
26/07/2021	Direct Credit HAN to Chuattini HAN 106600		2,000.00	2,092.14		
28/07/2021	Direct Credit p vu CC 99062087 ClickSuper 450747 27JUL21		240.35	2,332.49		
28/07/2021	Value Date Direct Debit AUTO REPAYMENT CHUATTINI FAMILY 359291 [Principal Repayment BCY A/C: 206927020]	5,387.66		(3,055.17)		
29/07/2021	Direct Credit HANRent HAN 106600 28JUL21		3,500.00	444.83		
02/08/2021	Minimum Balance Fee 31JUL21	5.00		439.83		
02/08/2021	A/C Maintenance Fee 31JUL21	2.00		437.83		
02/08/2021	Direct Credit HAN to Chuattini HAN 106600		2,000.00	2,437.83		
09/08/2021	Direct Credit HAN to Chuattini HAN 106600		2,000.00	4,437.83		
10/08/2021	Outward Internet Pay 0002412100 Chuattini SMSF Commsec Chuattini SMSF 9AUG21 [Direct Credit 068834 CHUATTINI S/F Commsec Chuattini]	4,420.00		17.83		
16/08/2021	Direct Credit HAN to Chuattini HAN 106600 Value Date		2,000.00	2,017.83		

# Chuattini Family Super Fund

## Bank Statement Report

For The Period 01 July 2021 to 30 June 2022

Date	Description	Debit \$	Credit \$	Ledger Balance \$	Statement Balance \$	Variance \$
23/08/2021	Direct Credit HAN to Chuattini HAN 106600		2,000.00	4,017.83		
27/08/2021	Direct Debit AUTO REPAYMENT CHUATTINI FAMILY 359291 [Principal Repayment BCY A/C: 206927020]	5,387.66		(1,369.83)		
30/08/2021	Direct Credit HAN to Chuattini HAN 106600		2,000.00	630.17		
01/09/2021	Minimum Balance Fee 31 AUG21	5.00		625.17		
01/09/2021	A/C Maintenance Fee 31 AUG21	2.00		623.17		
06/09/2021	Direct Credit HAN to Chuattini HAN 106600		2,000.00	2,623.17		
13/09/2021	Direct Credit HAN to Chuattini HAN 106600		2,000.00	4,623.17		
16/09/2021	Outward Internet Pay 0002436081 Chuattini SMSF to Chuattini SMSF 15SEP21 [Direct Credit 068834 CHUATTINI S/F to Chuattini SMSF]	4,620.00		3.17		
20/09/2021	Direct Credit HAN to Chuattini HAN 106600 Value Date		2,000.00	2,003.17		
23/09/2021	Outward Internet Pay 0002440534 Chuattini SMSF to Chuattini SMSF Commsec [Direct Credit 068834 CHUATTINI S/F to Chuattini SMSF]	1,990.00		13.17		
27/09/2021	Direct Credit HAN to Chuattini HAN 106600		2,000.00	2,013.17		
28/09/2021	Direct Debit AUTO REPAYMENT CHUATTINI FAMILY 359291 [Principal Repayment BCY A/C: 206927020]	5,387.66		(3,374.49)		
30/09/2021	Debit Interest	3.80		(3,378.29)		
01/10/2021	Minimum Balance Fee 30SEP21	5.00		(3,383.29)		
01/10/2021	A/C Maintenance Fee 30SEP21	2.00		(3,385.29)		
04/10/2021	Direct Credit HAN to Chuattini HAN 106600		2,000.00	(1,385.29)		
06/10/2021	Direct Credit Chuattini Delphi ALVIN CHUA 068523		1,400.00	14.71		
11/10/2021	Direct Credit HAN to Chuattini HAN 106600		2,000.00	2,014.71		
12/10/2021	Outward Internet Pay 0002452415 Chuattini SMSF to commsec smsf 11OCT21 Value Date [Direct Credit	200.00		1,814.71		



# Chuattini Family Super Fund

## Bank Statement Report

For The Period 01 July 2021 to 30 June 2022

Date	Description	Debit \$	Credit \$	Ledger Balance \$	Statement Balance \$	Variance \$
	commsec smsf]					
18/10/2021	Direct Credit HAN to Chuattini HAN 106600		2,000.00	3,814.71		
19/10/2021	Outward Internet Pay 0002457057 Peter Johnson Alvin Chua	3,750.00		64.71		
25/10/2021	Direct Credit HAN to Chuattini HAN 106600		2,000.00	2,064.71		
27/10/2021	Outward Internet Pay 0002462734 Chuattini SMSF to commsec smsf [Direct Credit 068834 CHUATTINI S/F to commsec smsf]	2,064.00		0.71		
28/10/2021	Principal Repayment BCY A/C: 206927020 [Direct Debit AUTO REPAYMENT CHUATTINI FAMILY 359291]	5,387.66		(5,386.95)		
01/11/2021	Minimum Balance Fee 31OCT21	5.00		(5,391.95)		
01/11/2021	A/C Maintenance Fee 31OCT21	2.00		(5,393.95)		
01/11/2021	Direct Credit HAN to Chuattini HAN 106600		2,000.00	(3,393.95)		
02/11/2021	Direct Credit to Delphi SMSF ALVIN CHUA 068523 1NOV21		1,265.00	(2,128.95)		
08/11/2021	Direct Credit To chuattini sms HAN 106600 5NOV21		1,700.00	(428.95)		
08/11/2021	Direct Credit to Chuattini SMS ALVIN CHUA 068523		2,300.00	1,871.05		
08/11/2021	Value Date Direct Credit HAN to Chuattini HAN 106600		2,000.00	3,871.05		
10/11/2021	Outward Internet Pay 0002472146 Chuattini SMSF to commsec smsf [Direct Credit 068834 CHUATTINI S/F to commsec smsf]	1,800.00		2,071.05		
12/11/2021	BPAY Payment 0002474057 AMERICAN EXPRESS-3760XXXXXXXXX000	2,000.00		71.05		
15/11/2021	Direct Credit HAN to Chuattini HAN 106600		2,000.00	2,071.05		
22/11/2021	Direct Credit HAN to Chuattini HAN 106600		2,000.00	4,071.05		
26/11/2021	Principal Repayment BCY A/C: 206927020 [Direct Debit AUTO REPAYMENT CHUATTINI FAMILY 359291]	5,387.66		(1,316.61)		
29/11/2021	Direct Credit HAN to Chuattini HAN 106600		2,000.00	683.39		

# Chuattini Family Super Fund

## Bank Statement Report

For The Period 01 July 2021 to 30 June 2022

Date	Description	Debit \$	Credit \$	Ledger Balance \$	Statement Balance \$	Variance \$
01/12/2021	Minimum Balance Fee 30NOV21	5.00		678.39		
01/12/2021	A/C Maintenance Fee 30NOV21	2.00		676.39		
03/12/2021	BPAY Payment 0002488812 Audit Shield-4042XXXXXXXXX942	370.00		306.39		
06/12/2021	Direct Credit HAN to Chuattini HAN 106600		2,000.00	2,306.39		
13/12/2021	Direct Credit HAN to Chuattini HAN 106600		2,000.00	4,306.39		
14/12/2021	BPAY Payment 0002495979 AMERICAN EXPRESS-3760XXXXXXXXX000 Value Date	4,300.00		6.39		
20/12/2021	Direct Credit HAN to Chuattini HAN 106600		2,000.00	2,006.39		
22/12/2021	BPAY Payment 0002502791 AMERICAN EXPRESS-3760XXXXXXXXX000	2,000.00		6.39		
24/12/2021	Direct Debit AUTO REPAYMENT CHUATTINI FAMILY 359291	5,387.66		(5,381.27)		
30/12/2021	Direct Credit chuattini Delphi ALVIN CHUA 068523 29DEC21		1,687.00	(3,694.27)		
30/12/2021	Direct Credit HAN to Chuattini HAN 106600 29DEC21		2,000.00	(1,694.27)		
31/12/2021	Debit Interest	29.65		(1,723.92)		
04/01/2022	Minimum Balance Fee 31DEC21	5.00		(1,728.92)		
04/01/2022	A/C Maintenance Fee 31DEC21	2.00		(1,730.92)		
05/01/2022	Direct Credit HAN to Chuattini HAN 106600 4JAN22		2,000.00	269.08		
10/01/2022	Direct Credit HAN to Chuattini HAN 106600		2,000.00	2,269.08		
17/01/2022	Direct Credit HAN to Chuattini HAN 106600		2,000.00	4,269.08		
20/01/2022	BPAY Payment 0002518851 Audit Shield-4042XXXXXXXXX942 Value Date	370.00		3,899.08		
24/01/2022	Direct Credit HAN to Chuattini HAN 106600		2,000.00	5,899.08		
25/01/2022	Outward Internet Pay 0002520841 Chuattini SMSF to Chuattini SMSF Commsec 24JAN22 [Direct Credit 068834 CHUATTINI S/F to Chuattini SMSF]	5,000.00		899.08		

**Chuattini Family Super Fund**  
**Bank Statement Report**

For The Period 01 July 2021 to 30 June 2022

Date	Description	Debit \$	Credit \$	Ledger Balance \$	Statement Balance \$	Variance \$
28/01/2022	Direct Debit AUTO REPAYMENT CHUATTINI FAMILY 359291	5,387.66		(4,488.58)		
31/01/2022	Direct Credit HAN rent HAN 106600 28JAN22		6,000.00	1,511.42		
31/01/2022	Direct Credit HAN to Chuattini HAN 106600		2,000.00	3,511.42		
01/02/2022	Minimum Balance Fee 31JAN22	5.00		3,506.42		
01/02/2022	A/C Maintenance Fee 31JAN22	2.00		3,504.42		
02/02/2022	Outward Internet Pay 0002526369 Chuattini SMSF to commsec smsf 1FEB22 [Direct Credit 068834 CHUATTINI S/F to commsec smsf]	3,504.00		0.42		
07/02/2022	Direct Credit HAN to Chuattini HAN 106600		2,000.00	2,000.42		
09/02/2022	Outward Internet Pay 0002531617 Chuattini SMSF to Chuattini SMSF Commsec [Direct Credit 068834 CHUATTINI S/F to Chuattini SMSF]	2,000.00		0.42		
14/02/2022	Direct Credit HAN to Chuattini HAN 106600 Value Date		2,000.00	2,000.42		
15/02/2022	CommSec Security [Direct Credit 068834 CHUATTINI S/F to Chuattini SMSF]	2,000.00		0.42		
15/02/2022	Drawings		500.00	500.42		
19/02/2022	ACCOUNT TFR ADJUSTMENT CREDI TRANSFER	500.42		0.00		
30/06/2022	CLOSING BALANCE			0.00		
		<u>78,691.49</u>	<u>82,692.35</u>			

# Chuattini Family Super Fund

## Bank Statement Report

For The Period 01 July 2021 to 30 June 2022

**Chart Code:** 85500 / CHUA\_8STR

**Account Name:** BOQ (8 Stradbroke Road)

**BSB and Account Number:**

<b>Opening Balance</b>	-	<b>Total Debits</b>	+	<b>Total Credits</b>	=	<b>Closing Balance</b>
\$ (1,014,750.00)		\$ 46,652.82		\$ 65,440.77		\$ (995,962.05)

**Data Feed Used**

<b>Date</b>	<b>Description</b>	<b>Debit</b> \$	<b>Credit</b> \$	<b>Ledger Balance</b> \$	<b>Statement Balance</b> \$	<b>Variance</b> \$
01/07/2021	Opening Balance			(1,014,750.00)		
28/07/2021	Interest Capitalised Principal Interest	3,828.25		(1,018,578.25)		
28/07/2021	Value Date Direct Debit AUTO REPAYMENT CHUATTINI FAMILY 359291 [Principal Repayment BCY A/C: 206927020]		5,387.66	(1,013,190.59)		
27/08/2021	Interest Capitalised Principal Interest	3,822.37		(1,017,012.96)		
27/08/2021	Direct Debit AUTO REPAYMENT CHUATTINI FAMILY 359291 [Principal Repayment BCY A/C: 206927020]		5,387.66	(1,011,625.30)		
28/09/2021	Interest Capitalised Principal Interest	4,070.89		(1,015,696.19)		
28/09/2021	Direct Debit AUTO REPAYMENT CHUATTINI FAMILY 359291 [Principal Repayment BCY A/C: 206927020]		5,387.66	(1,010,308.53)		
28/10/2021	Interest Capitalised Principal Interest	3,811.49		(1,014,120.02)		
28/10/2021	Principal Repayment BCY A/C: 206927020 [Direct Debit AUTO REPAYMENT CHUATTINI FAMILY 359291]		5,387.66	(1,008,732.36)		
26/11/2021	Interest Capitalised Principal Interest Transaction Details	3,678.69		(1,012,411.05)		
26/11/2021	Principal Repayment BCY A/C: 206927020 [Direct Debit AUTO REPAYMENT CHUATTINI FAMILY 359291]		5,387.66	(1,007,023.39)		
24/12/2021	Direct Debit AUTO REPAYMENT CHUATTINI FAMILY 359291		5,387.66	(1,001,635.73)		
24/12/2021	Interest Capitalised Principal Interest	3,545.83		(1,005,181.56)		
28/01/2022	Direct Debit AUTO REPAYMENT CHUATTINI FAMILY 359291		5,387.66	(999,793.90)		

**Chuattini Family Super Fund**  
**Bank Statement Report**

For The Period 01 July 2021 to 30 June 2022

<b>Date</b>	<b>Description</b>	<b>Debit</b> \$	<b>Credit</b> \$	<b>Ledger Balance</b> \$	<b>Statement Balance</b> \$	<b>Variance</b> \$
28/01/2022	Interest Capitalised Principal Interest	4,424.18		(1,004,218.08)		
28/02/2022	DIRECT DEBIT AUTO REPAYMENT CHUATTINI FAMILY 0116332114		5,387.66	(998,830.42)		
28/02/2022	28/02/2022 Interest Capitalised Principal Interest	3,914.80		(1,002,745.22)		
28/03/2022	DIRECT DEBIT AUTO REPAYMENT CHUATTINI FAMILY 0122865314		5,387.66	(997,357.56)		
28/03/2022	28/03/2022 Interest Capitalised Principal Interest	3,530.76		(1,000,888.32)		
28/04/2022	DIRECT DEBIT AUTO REPAYMENT CHUATTINI FAMILY 0130463671		5,387.66	(995,500.66)		
28/04/2022	28/04/2022 Interest Capitalised Principal Interest	3,901.82		(999,402.48)		
27/05/2022	DIRECT DEBIT AUTO REPAYMENT CHUATTINI FAMILY 0137281873		5,585.32	(993,817.16)		
27/05/2022	27/05/2022 Interest Capitalised Principal Interest	3,740.50		(997,557.66)		
28/06/2022	DIRECT DEBIT AUTO REPAYMENT CHUATTINI FAMILY 0144390851		5,978.85	(991,578.81)		
28/06/2022	28/06/2022 Interest Capitalised Principal Interest	4,383.24		(995,962.05)		
30/06/2022	CLOSING BALANCE			(995,962.05)		
		<u>46,652.82</u>	<u>65,440.77</u>			

### Bendigo Now Account *(continued)*


Date	Transaction	Withdrawals	Deposits	Balance
1 May 22	INTEREST	2.06		1,178.18
1 May 22	INTEREST		0.00	1,178.18
6 May 22	DIRECT CREDIT HAN to Chuattini HAN 0132658701		1,000.00	2,178.18
13 May 22	DIRECT CREDIT HAN to Chuattini HAN 0134244754		1,000.00	3,178.18
20 May 22	DIRECT CREDIT HAN to Chuattini HAN 0135846218		1,000.00	4,178.18
26 May 22	OSKO PAYMENT Chuattini SMSF to commsec SMSF	4,000.00		178.18
27 May 22	DIRECT DEBIT AUTO REPAYMENT CHUATTINI FAMILY 0137281873	5,585.32		-5,407.14
27 May 22	DIRECT CREDIT HAN to Chuattini HAN 0137400192		1,000.00	-4,407.14
29 May 22	OSKO PAYMENT A K CHUA & OTHERS to chuattini smsf		4,500.00	92.86
30 May 22	OVERDRAWN ACCOUNT FEE FEE FOR 27/05/2022	10.00		82.86
1 Jun 22	INTEREST	4.29		78.57
1 Jun 22	INTEREST		0.00	78.57
3 Jun 22	DIRECT CREDIT HAN to Chuattini HAN 0139127156		1,000.00	1,078.57
10 Jun 22	DIRECT CREDIT HAN to Chuattini HAN 0140688777		1,000.00	2,078.57
17 Jun 22	DIRECT CREDIT HAN to Chuattini HAN 0142286087		1,000.00	3,078.57
22 Jun 22	OSKO PAYMENT Johns Lyng Insurance JLSA04210E	250.00		2,828.57
24 Jun 22	DIRECT CREDIT HAN to Chuattini HAN 0143891497		1,000.00	3,828.57
28 Jun 22	DIRECT DEBIT AUTO REPAYMENT CHUATTINI FAMILY 0144390851	5,978.85		-2,150.28
29 Jun 22	OSKO PAYMENT A K CHUA & OTHERS to Chuattini bendigo		2,200.00	49.72
29 Jun 22	OVERDRAWN ACCOUNT FEE FEE FOR 28/06/2022	10.00		39.72
1 Jul 22	INTEREST	1.07		38.65

### Bendigo Now Account *(continued)*

Date	Transaction	Withdrawals	Deposits	Balance
14 Mar 22	DIRECT CREDIT HAN to Chuattini HAN 0119590160		2,000.00	2,600.17
17 Mar 22	OSKO PAYMENT Chuattini SMSF to commsec Chuattini	2,519.00		81.17
18 Mar 22	DIRECT CREDIT HAN to Chuattini HAN 0121020266		1,000.00	1,081.17
25 Mar 22	DIRECT CREDIT HAN to Chuattini HAN 0122605815		1,000.00	2,081.17
28 Mar 22	DIRECT DEBIT AUTO REPAYMENT CHUATTINI FAMILY 0122865314	5,387.66		-3,306.49
29 Mar 22	OSKO PAYMENT A K CHUA & OTHERS To chuattini bendigo		3,500.00	193.51
29 Mar 22	OVERDRAWN ACCOUNT FEE FEE FOR 28/03/2022	10.00		183.51
1 Apr 22	INTEREST	5.61		177.90
1 Apr 22	INTEREST		0.00	177.90
1 Apr 22	DIRECT CREDIT HAN to Chuattini HAN 0124447576		1,000.00	1,177.90
8 Apr 22	DIRECT CREDIT HAN to Chuattini HAN 0126019591		1,000.00	2,177.90
19 Apr 22	DIRECT CREDIT HAN to Chuattini HAN 0127799960		1,000.00	3,177.90
20 Apr 22	OSKO PAYMENT Chuattini SMSF to Commsec Chuattini SMSF	3,100.00		77.90
22 Apr 22	DIRECT CREDIT HAN to Chuattini HAN 0129145399		1,000.00	1,077.90
28 Apr 22	DIRECT DEBIT AUTO REPAYMENT CHUATTINI FAMILY 0130463671	5,387.66		-4,309.76
29 Apr 22	OSKO PAYMENT A K CHUA & OTHERS To chuattini from offset		4,500.00	190.24
29 Apr 22	OVERDRAWN ACCOUNT FEE FEE FOR 28/04/2022	10.00		180.24
29 Apr 22	DIRECT CREDIT HAN to Chuattini HAN 0130935740		1,000.00	1,180.24

And Australia's most trusted bank\*. Try more Bendigo.

\* Roy Morgan Risk Monitor, May 2022

009810  
  
 A K C CHUA & A T SCHETTINI  
 PO BOX 516  
 MAGILL SA 5072

## Your details at a glance

**BSB number** 633-000  
**Account number** 188021901  
 Customer number 45766441/1401  
 Account title ALVIN KIAN CHUNG CHUA AND ANNA  
 TANIA-ADA SCHETTINI ATF CHUATTINI FAMILY  
 SUPER FUND ABN 25 203 246 51

## Account summary

Statement period 19 Feb 2022 - 18 Aug 2022  
 Statement number 1  
 Opening balance on 19 Feb 2022 \$0.00  
 Deposits & credits \$51,200.42  
 Withdrawals & debits \$48,265.62  
**Closing Balance on 18 Aug 2022 \$2,934.80**



## Any questions?

Contact Kathy Christopoulos at 2/137-139 Henley Beach Rd,  
 Torrensville 5031 on **08 8152 8200**, or call **1300 BENDIGO**  
 (1300 236 344).

## Bendigo Now Account

Date	Transaction	Withdrawals	Deposits	Balance
<b>Opening balance</b>				<b>\$0.00</b>
19 Feb 22	ACCOUNT TFR ADJUSTMENT CREDI TRANSFER CLOSING BALANCE		500.42	500.42
21 Feb 22	OSKO PAYMENT Chuattini SMSF to Chuattini SMSF Comsec	500.00		0.42
21 Feb 22	DIRECT CREDIT HAN to Chuattini HAN 0114649913		2,000.00	2,000.42
28 Feb 22	DIRECT CREDIT HAN to Chuattini HAN 0116222269		2,000.00	4,000.42
28 Feb 22	DIRECT DEBIT AUTO REPAYMENT CHUATTINI FAMILY 0116332114	5,387.66		-1,387.24
1 Mar 22	INTEREST	2.59		-1,389.83
1 Mar 22	INTEREST		0.00	-1,389.83
1 Mar 22	OVERDRAWN ACCOUNT FEE FEE FOR 28/02/2022	10.00		-1,399.83
7 Mar 22	DIRECT CREDIT HAN to Chuattini HAN 0118058151		2,000.00	600.17



009810  
  
 A K C CHUA & A T SCETTINI  
 PO BOX 516  
 MAGILL SA 5072

## Your details at a glance

**BSB number** 633-000  
**Account number** 188021901  
 Customer number 45766441/1401  
 Account title ALVIN KIAN CHUNG CHUA AND ANNA  
 TANIA-ADA SCETTINI ATF CHUATTINI FAMILY  
 SUPER FUND ABN 25 203 246 51

## Account summary


Statement period 19 Feb 2022 - 19 Feb 2022  
 Statement number 1  
 Opening balance on 19 Feb 2022 \$0.00  
 Deposits & credits \$500.42  
 Withdrawals & debits \$0.00  
**Closing Balance on 19 Feb 2022 \$500.42**

## THERE'S NOW MORE TO LOVE AT DELPHI BANK.

There's now more to love on top of our great service.  
 Get to know your new Bendigo Bank products and find out about more opportunities for you, your family, business, and community.

Visit [delphibank.com.au](http://delphibank.com.au)



1300 660 550  
 @delphibank

## Any questions?

Contact Julia Itsines at 2/137-139 Henley Beach Rd, Torrensville 5031 on **08 8152 8200**, or call **1300 BENDIGO** (1300 236 344).

## Interim Statement

Date	Transaction	Withdrawals	Deposits	Balance
<b>Opening balance</b>				<b>\$0.00</b>
19 Feb 22	ACCOUNT TFR ADJUSTMENT CREDI TRANSFER CLOSING BALANCE		500.42	500.42
<b>Transaction totals / Closing balance</b>		<b>\$0.00</b>	<b>\$500.42</b>	<b>\$500.42</b>

We suggest you carefully check all entries on your statement. Apparent errors or possible unauthorised transactions should be promptly reported to us.

The security of your Personal Identification Number (PIN) is very important. To avoid being liable for unauthorised transactions, you should follow the terms and conditions of your account. We also recommend some simple steps to protect your PIN:

- Memorise your PINs and passwords and destroy any communications advising you of new ones. Don't keep a record of your PINs or passwords, in written or electronic form.
- If you choose your own, ensure that it is not something easy to guess like your (or a family member's) birth date, name, phone number, postcode, driver's licence number or numbers that form a pattern.
- Don't tell anyone your PIN, not even friends, family or a bank representative.
- Ensure nobody watches you enter your PIN or password. A good practice is to cover the keypad when you put in your PIN or password.
- Watch out for email, SMS or call scams asking for details relating to your account. If you receive suspicious emails, please contact us immediately.

Please note: These are guidelines only. While following these steps will help you to protect your PIN, your liability for any losses arising from unauthorised transactions is determined in accordance with the ePayments Code. For further details, see <https://asic.gov.au/regulatory-resources/financial-services/epayments-code/> or visit [bendigobank.com.au/mycard](http://bendigobank.com.au/mycard) for all card related information. Business customers visit [mybusinesscard](http://mybusinesscard).

All card transactions made in currencies other than Australian dollars will incur a fee of 3% of the transaction value. (Additional charges may apply for cash transactions.)

# Financial Year Summary

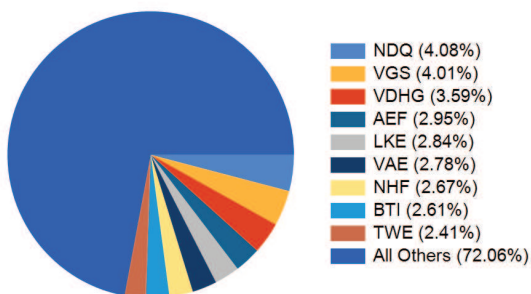
1 JULY 2021 - 30 JUNE 2022



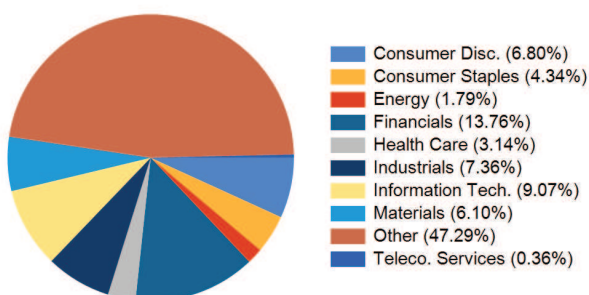
Portfolio Valuation	Account Number	Account Name	Value as at 30 June 2022
Shares	3823641	DR ALVIN KIAN CHUNG CHUA + DR ANNA TANIA-ADA SCHETTINI <CHUATTINI FAM SF A/C>	\$221,153.29
CDIA	27605645	DR ALVIN KIAN CHUNG CHUA + DR ANNA TANIA-ADA SCHETTINI <CHUATTINI FAM SF A/C>	\$4.60
<b>TOTAL PORTFOLIO VALUE</b>			<b>\$221,157.89</b>

## Allocation as at 30 June 2022

### Shares in your portfolio



### Sectors in your portfolio



## Estimated Interest & Dividends

## 2021-2022 Financial Year

Est. Franked Dividends	\$2,599.29
Est. Unfranked Dividends	\$407.41
Est. Franking Credits	\$1,113.96
Est. Interest Received from Interest Rate Securities	\$0.00
Interest Received from Cash Account(s)	\$0.10
<b>TOTAL INCOME</b>	<b>\$3,006.80</b>

## Fees & Charges

## 2021-2022 Financial Year

Total Brokerage (inc. GST)	\$2,144.76
Total Subscriptions (inc. GST)	\$0.00
Other Fees (inc. GST)	\$100.00
<b>TOTAL FEES &amp; CHARGES</b>	<b>\$2,244.76</b>

## CBA Direct Investment Account

30/06/2022	-2499.95	Direct Debit 062934 COMMSEC SECURITI COMMSEC	4.6
30/06/2022	-4820	Transfer To Alvin Chua and A Schettin NetBank overcontributed to Chuattini	2504.55
28/06/2022	-1659.95	Direct Debit 062934 COMMSEC SECURITI COMMSEC	7324.55
28/06/2022	2000	Transfer From A K CHUA & OTHERS Alvin Offset to chuattinj	8984.5
24/06/2022	-9236.41	Direct Debit 062934 COMMSEC SECURITI COMMSEC	6984.5
24/06/2022	122	Direct Credit 250556 WBC DIVIDEND 001278015803	16220.91
24/06/2022	10000	Direct Credit 301500 ALVANNA PTY LTD Alv SMSF to Chuatt	16098.91
22/06/2022	-8679.9	Direct Debit 062934 COMMSEC SECURITI COMMSEC	6098.91
22/06/2022	10000	Direct Credit 301500 ALVANNA PTY LTD Alv SMSF to Chuatt	14778.81
20/06/2022	-352.1	Direct Debit 062934 COMMSEC SECURITI COMMSEC	4778.81
17/06/2022	-5441.7	Direct Debit 062934 COMMSEC SECURITI COMMSEC	5130.91
17/06/2022	10000	Direct Credit 301500 ALVANNA PTY LTD Alv SMSF to Chuatt	10572.61
14/06/2022	-2823.45	Direct Debit 062934 COMMSEC SECURITI COMMSEC	572.61
14/06/2022	3000	Direct Credit 301500 ALVANNA PTY LTD Alv SMSF to Chuatt	3396.06
08/06/2022	-6203.9	Direct Debit 062934 COMMSEC SECURITI COMMSEC	396.06
07/06/2022	1700	Transfer From pship to chuattini SMSF	6599.96
06/06/2022	1986.1	Direct Credit 062895 COMMONWEALTH SEC COMMSEC	4899.96
31/05/2022	2854.81	Direct Credit 062895 COMMONWEALTH SEC COMMSEC	2913.86
27/05/2022	-5514.46	Direct Debit 062934 COMMSEC SECURITI COMMSEC	59.05
26/05/2022	4000	Transfer From ALVIN KIAN CHUNG CHUA AND to commsec SMSF	5573.51
16/05/2022	-1459.95	Direct Debit 062934 COMMSEC SECURITI COMMSEC	1573.51
13/05/2022	48.72	Direct Credit 458106 SOL DIV PAYMENT MAY22/00853465	3033.46
12/05/2022	-1880.95	Direct Debit 062934 COMMSEC SECURITI COMMSEC	2984.74
10/05/2022	60	Direct Credit 458106 DURATEC LIMITED MAY22/00800806	4865.69
03/05/2022	44	Direct Credit 018216 BRICKWORKS DIV MAY22/00820989	4805.69
02/05/2022	177.6	Direct Credit 142644 HARVEY NORMAN S00121330555	4761.69
28/04/2022	-415.91	Direct Debit 062934 COMMSEC SECURITI COMMSEC	4584.09
27/04/2022	-1115.87	Direct Debit 062934 COMMSEC SECURITI COMMSEC	5000
23/04/2022	5000	Transfer From A K CHUA & OTHERS Chuattini SMSF from personal	6115.87
22/04/2022	-5	Unpaid Payment Fee	1115.87
22/04/2022	1431.78	Return 22/04/22 Direct Debit 062934 COMMSEC SECURITI COMMSEC	1120.87
22/04/2022	-1431.78	Direct Debit 062934 COMMSEC SECURITI COMMSEC	-310.91
21/04/2022	-2788.17	Direct Debit 062934 COMMSEC SECURITI COMMSEC	1120.87
21/04/2022	120	Direct Credit 302169 ACL DIV 001276765071	3909.04
20/04/2022	3100	Transfer From ALVIN KIAN CHUNG CHUA AND to Commsec Chuattini SMSF	3789.04
20/04/2022	8.01	Direct Credit 358020 VAE PAYMENT APR22/00805614	689.04
20/04/2022	6.83	Direct Credit 358020 VAF PAYMENT APR22/00814554	681.03
20/04/2022	22.77	Direct Credit 358020 VGS PAYMENT APR22/00842724	674.2
14/04/2022	126.36	Direct Credit 208379 SUPER RETAIL DIV 001275742844	651.43
14/04/2022	120	Direct Credit 489543 ADH DIV 001276439182	525.07
07/04/2022	-4828.11	Direct Debit 062934 COMMSEC SECURITI COMMSEC	405.07
07/04/2022	106.1	Direct Credit 458106 SOUTH32 DIVIDEND AI011/01034357	5233.18
04/04/2022	88	Direct Credit 326860 NHF DIVIDEND APR22/00912891	5127.08
01/04/2022	70.5	Direct Credit 423365 TREASURY WINES INT22/00872959	5039.08
31/03/2022	132.5	Direct Credit 606655 BEN MARCH22 DIV S00121330555	4968.58
29/03/2022	85.48	Direct Credit 208379 PPE INTERIM DIV 001272804313	4836.08
28/03/2022	4000	Transfer From A K CHUA & OTHERS to chuattini SMSF from Alvin and Anna	4750.6
24/03/2022	-2093.82	Direct Debit 062934 COMMSEC SECURITI COMMSEC	750.6
24/03/2022	40	Direct Credit 208379 HLA ITM DIV 001275146176	2844.42
23/03/2022	2500	Transfer From A K CHUA & OTHERS to chuattini	2804.42
23/03/2022	127.4	Direct Credit 481028 SIQ FNL DIV 001275806721	304.42
17/03/2022	-2519.3	Direct Debit 062934 COMMSEC SECURITI COMMSEC	177.02
17/03/2022	60	Direct Credit 458106 ACCENT GROUP LTD MAR22/00814667	2696.32

## CBA Direct Investment Account

17/03/2022	18 Direct Credit 502391 AEF DIV 001273358719	2636.32
17/03/2022	2519 Transfer From ALVIN KIAN CHUNG CHUA AND to commsec Chuattini	2618.32
10/03/2022	-9394.94 Direct Debit 062934 COMMSEC SECURITI COMMSEC	99.32
10/03/2022	100 Transfer From A K CHUA & OTHERS to Chuattini SMSF	9494.26
10/03/2022	9370 Transfer From A K CHUA & OTHERS to Chuattini SMSF Commsec	9394.26
08/03/2022	-5832.34 Direct Debit 062934 COMMSEC SECURITI COMMSEC	24.26
08/03/2022	1600 Transfer From HAN Pty Ltd to Chuattini SMSF	5856.6
04/03/2022	-3484.95 Direct Debit 062934 COMMSEC SECURITI COMMSEC	4256.6
01/03/2022	2000 Transfer From A K CHUA & OTHERS to chuattini	7741.55
23/02/2022	5464.05 Direct Credit 062895 COMMONWEALTH SEC COMMSEC	5741.55
21/02/2022	-5059.95 Direct Debit 062934 COMMSEC SECURITI COMMSEC	277.5
21/02/2022	4000 Transfer From HAN Pty Ltd Chuattini smsf	5337.45
21/02/2022	691 Transfer From HAN Pty Ltd To chuattini smsf	1337.45
21/02/2022	500 Transfer From ALVIN KIAN CHUNG CHUA AND to Chuattini SMSF Comsec	646.45
15/02/2022	-2179.95 Direct Debit 062934 COMMSEC SECURITI COMMSEC	146.45
15/02/2022	2000 Direct Credit 068834 CHUATTINI S/F to Chuattini SMSF	2326.4
15/02/2022	200 Direct Credit 301500 ALVANNA PTY LTD Alv SMSF to Chuatt	326.4
14/02/2022	-3664.95 Direct Debit 062934 COMMSEC SECURITI COMMSEC	126.4
13/02/2022	3700 Transfer From HAN Pty Ltd to Chuattini SMSF	3791.35
10/02/2022	-4899.95 Direct Debit 062934 COMMSEC SECURITI COMMSEC	91.35
10/02/2022	2900 Transfer From HAN Pty Ltd To chuattini smsf	4991.3
09/02/2022	2000 Direct Credit 068834 CHUATTINI S/F to Chuattini SMSF	2091.3
03/02/2022	-8700 AMERICAN EXPRESS NetBank BPAY 5082 376039465906000 centurion	91.3
02/02/2022	3504 Direct Credit 068834 CHUATTINI S/F to commsec smsf	8791.3
01/02/2022	-7681.76 Direct Debit 062934 COMMSEC SECURITI COMMSEC	5287.3
01/02/2022	0.08 Credit Interest	12969.06
31/01/2022	-4309.95 Direct Debit 062934 COMMSEC SECURITI COMMSEC	12968.98
30/01/2022	4500 Transfer From HAN Pty Ltd to Chuattini	17278.93
28/01/2022	-5 Unpaid Payment Fee	12778.93
28/01/2022	17400.86 Return 28/01/22 Direct Debit 062934 COMMSEC SECURITI COMMSEC	12783.93
28/01/2022	-17400.9 Direct Debit 062934 COMMSEC SECURITI COMMSEC	-4616.93
28/01/2022	2850 Direct Credit 301500 ALVANNA PTY LTD Alv SMSF to Chuatt	12783.93
28/01/2022	1096 Transfer From pship to chuattini	9933.93
28/01/2022	3320 Transfer From Han Pty Ltd to Chuattini	8837.93
28/01/2022	5123 Transfer From Han Pty Ltd to SMSF	5517.93
27/01/2022	-4619.95 Direct Debit 062934 COMMSEC SECURITI COMMSEC	394.93
25/01/2022	5000 Direct Credit 068834 CHUATTINI S/F to Chuattini SMSF	5014.88
19/01/2022	14.73 Direct Credit 358020 VGS PAYMENT JAN22/00842091	14.88
08/01/2022	-1700 AMERICAN EXPRESS NetBank BPAY 5082 376039465906000	0.15
30/12/2021	1700 Direct Credit 068834 CHUA A K C to Chuattini SMSF	1700.15
29/12/2021	-1687 Transfer to other Bank NetBank chuattini Delphi	0.15
29/12/2021	982.4 Direct Credit 062895 COMMONWEALTH SEC COMMSEC	1687.15
23/12/2021	-2542.3 Direct Debit 062934 COMMSEC SECURITI COMMSEC	704.75
23/12/2021	690 Direct Credit 106600 HAN to Chuattini SMSF	3247.05
23/12/2021	50 Transfer From Han Pty Ltd To chuattini smsf	2557.05
23/12/2021	546 Transfer From Han Pty Ltd To chuattini smsf	2507.05
23/12/2021	400 Direct Credit 301500 ALVANNA PTY LTD Alv SMSF to Chuatt	1961.05
23/12/2021	1440 Direct Credit 301500 ALVANNA PTY LTD DAC to Chuatt	1561.05
21/12/2021	120 Direct Credit 250556 WBC DIVIDEND 001269353468	121.05
17/12/2021	-7090 AMERICAN EXPRESS NetBank BPAY 5082 376039465906000	1.05
17/12/2021	7063.86 Direct Credit 062895 COMMONWEALTH SEC COMMSEC	7091.05
16/12/2021	-12200 AMERICAN EXPRESS NetBank BPAY 5082 376039465906000	27.19
16/12/2021	7145.15 Direct Credit 062895 COMMONWEALTH SEC COMMSEC	12227.19

## CBA Direct Investment Account

16/12/2021	5000 Direct Credit 301500 ALVANNA PTY LTD Alv SMSF to Chuatt	5082.04
24/11/2021	80 Direct Credit 018216 BRICKWORKS DIV NOV21/00820359	82.04
17/11/2021	-2270 AMERICAN EXPRESS CommBank app BPAY 5082 376039465905002	2.04
17/11/2021	2223.8 Direct Credit 062895 COMMONWEALTH SEC COMMSEC	2272.04
17/11/2021	-500 Transfer To Alvin Chua NetBank reimburse for golf bmw	48.24
16/11/2021	-5200 AMERICAN EXPRESS CommBank app BPAY 5082 376039465905002 for golf bmw	548.24
16/11/2021	5160.1 Direct Credit 062895 COMMONWEALTH SEC COMMSEC	5748.24
15/11/2021	133.2 Direct Credit 142644 HARVEY NORMAN S00121330555	588.14
11/11/2021	-3999.95 Direct Debit 062934 COMMSEC SECURITI COMMSEC	454.94
10/11/2021	1800 Direct Credit 068834 CHUATTINI S/F to commsec smsf	4454.89
08/11/2021	-995.6 Direct Debit 062934 COMMSEC SECURITI COMMSEC	2654.89
06/11/2021	-2300 Transfer to other Bank NetBank to Chuattini SMSF	3650.49
06/11/2021	5000 Direct Credit 301500 ALVANNA PTY LTD Alv SMSF to Chuatt	5950.49
04/11/2021	950.3 Direct Credit 062895 COMMONWEALTH SEC COMMSEC	950.49
02/11/2021	-5000 Transfer To Peter Johnson NetBank golf bmw	0.19
02/11/2021	5000 Transfer From Alvin Chua to chuattini smsf	5000.19
01/11/2021	-1265 Transfer to other Bank NetBank to Delphi SMSF	0.19
29/10/2021	-1139.14 Direct Debit 062934 COMMSEC SECURITI COMMSEC	1265.19
27/10/2021	2064 Direct Credit 068834 CHUATTINI S/F to commsec smsf	2404.33
25/10/2021	-5000 Transfer To Peter Johnson CommBank App Golf yellow bmw	340.33
25/10/2021	5218.3 Direct Credit 062895 COMMONWEALTH SEC COMMSEC	5340.33
23/10/2021	-6500 Transfer To Peter Johnson NetBank Golf yellow BMW	122.03
22/10/2021	5000 Transfer From Alvin Chua CREDIT TO ACCOUNT	6622.03
22/10/2021	1618.05 Direct Credit 062895 COMMONWEALTH SEC COMMSEC	1622.03
20/10/2021	-7250 Transfer To Peter Johnson NetBank Golf BMW purchase	3.98
18/10/2021	8.39 Direct Credit 358020 VGS PAYMENT OCT21/00841382	7253.98
18/10/2021	2469.05 Direct Credit 062895 COMMONWEALTH SEC COMMSEC	7245.59
18/10/2021	39.66 Direct Credit 208379 EOL FNL DIV 001268379580	4776.54
15/10/2021	-16000 Transfer To Alvin Chua and A Schettin NetBank for golf yellow BMW smsf	4736.88
15/10/2021	20566.15 Direct Credit 062895 COMMONWEALTH SEC COMMSEC	20736.88
15/10/2021	-4000 Transfer To Alvin Chua and A Schettin NetBank for golf 2002	170.73
12/10/2021	-3314.43 Direct Debit 062934 COMMSEC SECURITI COMMSEC	4170.73
12/10/2021	200 Direct Credit 068834 CHUATTINI S/F to commsec smsf	7485.16
12/10/2021	4000 Direct Credit 301500 ALVANNA PTY LTD Alv SMSF to Chuatt	7285.16
07/10/2021	66.28 Direct Credit 458106 SOUTH32 DIVIDEND RAU21/01040369	3285.16
07/10/2021	257.4 Direct Credit 208379 SUPER RETAIL DIV 001263811940	3218.88
05/10/2021	-1400 Transfer to other Bank NetBank Chuattini Delphi	2961.48
01/10/2021	78.9 Direct Credit 208379 PPE FNL DIV 001267694529	4361.48
01/10/2021	80.6 Direct Credit 423365 TREASURY WINES FIN21/00875980	4282.58
30/09/2021	4000 Direct Credit 068834 CHUA A K C	4201.98
28/09/2021	-5059.95 Direct Debit 062934 COMMSEC SECURITI COMMSEC	201.98
27/09/2021	4600 Transfer From Alvin Chua To chuattini	5261.93
24/09/2021	-4569.95 Direct Debit 062934 COMMSEC SECURITI COMMSEC	661.93
24/09/2021	18.5 Direct Credit 358020 JUMBO INTERACTIV SEP21/00812827	5231.88
23/09/2021	1990 Direct Credit 068834 CHUATTINI S/F to Chuattini SMSF	5213.38
23/09/2021	3200 Direct Credit 301500 ALVANNA PTY LTD Alv SMSF to Chuatt	3223.38
17/09/2021	-9694.9 Direct Debit 062934 COMMSEC SECURITI COMMSEC	23.38
17/09/2021	1800 Transfer From Alvin Chua to Chuattini	9718.28
16/09/2021	78 Direct Credit 458106 ACCENT GROUP LTD SEP21/00814591	7918.28
16/09/2021	38.25 Direct Credit 502391 AEF DIV 001266023531	7840.28
16/09/2021	4620 Direct Credit 068834 CHUATTINI S/F to Chuattini SMSF	7802.03
16/09/2021	45.5 Direct Credit 481028 SIQ ITM DIV 001265539819	3182.03
10/09/2021	-3430.71 Direct Debit 062934 COMMSEC SECURITI COMMSEC	3136.53

## CBA Direct Investment Account

08/09/2021	56 Direct Credit 535918 BTI SPC 8/09/21 001263800205	6567.24
07/09/2021	2990.05 Direct Credit 062895 COMMONWEALTH SEC COMMSEC	6511.24
02/09/2021	3520.2 Direct Credit 062895 COMMONWEALTH SEC COMMSEC	3521.19
01/09/2021	0.02 Credit Interest	0.99
23/08/2021	-4524 Transfer To Alvin Chua and A Schettin CommBank App Bank SA	0.97
23/08/2021	4524.9 Direct Credit 062895 COMMONWEALTH SEC COMMSEC	4524.97
20/08/2021	-2700 Transfer To Alvin Chua and A Schettin NetBank To bank SA fr chuattini	0.07
19/08/2021	-3862 AMERICAN EXPRESS CommBank app BPAY 5082 376039465905002	2700.07
19/08/2021	3860.05 Direct Credit 062895 COMMONWEALTH SEC COMMSEC	6562.07
18/08/2021	-17495 Transfer To Alvin Chua and A Schettin CommBank App Banksa	2702.02
18/08/2021	2702 Direct Credit 062895 COMMONWEALTH SEC COMMSEC	20197.02
17/08/2021	17475.09 Direct Credit 062895 COMMONWEALTH SEC COMMSEC	17495.02
11/08/2021	-5063.79 Direct Debit 062934 COMMSEC SECURITI COMMSEC	19.93
10/08/2021	4420 Direct Credit 068834 CHUATTINI S/F Commsec Chuattini	5083.72
29/07/2021	-8449.85 Direct Debit 062934 COMMSEC SECURITI COMMSEC	663.72
29/07/2021	2400 Transfer From ALVIN CHUA To chuattini	9113.57
23/07/2021	6.59 Direct Credit 535912 ESPO DST 001262475487	6713.57
16/07/2021	1.15 Direct Credit 358020 VGS PAYMENT JUL21/00836369	6706.98
16/07/2021	5.92 Direct Credit 513275 ASIA DST JUN 001261866349	6705.83
16/07/2021	55.36 Direct Credit 513275 NDQ DST JUNE 001262280275	6699.91
15/07/2021	6641.04 Direct Credit 062895 COMMONWEALTH SEC COMMSEC	6644.55
12/07/2021	-4939.95 Direct Debit 062934 COMMSEC SECURITI COMMSEC	3.51
10/07/2021	3500 Transfer From ALVIN CHUA to Chuattini SMSF	4943.46
08/07/2021	-4995.95 Direct Debit 062934 COMMSEC SECURITI COMMSEC	1443.46
05/07/2021	1130.05 Direct Credit 062895 COMMONWEALTH SEC COMMSEC	6439.41
01/07/2021	4956.9 Direct Credit 609898 MOC SOA 001261570265	5309.36






047/16608 941501



THE TRUSTEE  
ALVIN K C CHUA & ANNA T-A SCHETTINI  
ATF CHUATTINI FAMILY SUPER FUND  
PO BOX 516  
MAGIL SA 5072



YOUR DETAILS AT A GLANCE

Account name: ALVIN KIAN CHUNG CHUA AND ANNA  
TANIA-ADA SCHETTINI ATF  
CHUATTINI FAMILY SUPER FUND ABN  
25 203 246 519  
Account type: Business Cheque Account

ACCOUNT SUMMARY

Statement period: 31JAN22 - 19FEB22  
Statement number: 11  
Opening balance on 31JAN22 3,511.42  
Payments and credits 4,500.00  
Withdrawals and debits: 8,011.42

ACCOUNT DETAILS

Currency: Australian Dollar  
BSB: 941501  
Account number: 206927-020

Account closed on 19/2/2022

BUSINESS CHEQUE ACCOUNT

Date	Transaction	Value Date	Withdrawals	Deposits	Balance
31JAN22	Brought forward				3,511.42
1FEB22	Minimum Balance Fee	31JAN22	5.00		3,506.42
	A/C Maintenance Fee	31JAN22	2.00		3,504.42
2FEB22	Outward Internet Pay 0002526369 Chuattini SMSF to commsec smsf	1FEB22	3,504.00		0.42
7FEB22	Direct Credit HAN to Chuattini HAN 106600			2,000.00	2,000.42
9FEB22	Outward Internet Pay 0002531617 Chuattini SMSF to Chuattini SMSF Commsec		2,000.00		0.42
14FEB22	Direct Credit HAN to Chuattini HAN 106600			2,000.00	2,000.42

...continued overleaf >

15064 / 1661-3-1661 / F-1000-3-1701-0700 / 11-1-1700-1700



/01504 941501



THE TRUSTEE  
 ALVIN K C CHUA & ANNA T-A SCHETTINI  
 ATF CHUATTINI FAMILY SUPER FUND  
 PO BOX 516  
 MAGIL SA 5072



**YOUR DETAILS AT A GLANCE**

Account name: ALVIN KIAN CHUNG CHUA AND ANNA  
 TANIA-ADA SCHETTINI ATF  
 CHUATTINI FAMILY SUPER FUND ABN  
 25 203 246 519  
 Account type: Business Cheque Account

**ACCOUNT SUMMARY**

Statement period: 31DEC21 - 31JAN22  
 Statement number: 10  
 Opening balance on 31DEC21 1,723.92-  
 Payments and credits 16,000.00  
 Withdrawals and debits: 10,764.66

**ACCOUNT DETAILS**

Currency: Australian Dollar  
 BSB: 941501  
 Account number: 206927-020

**BUSINESS CHEQUE ACCOUNT**

Date	Transaction	Value Date	Withdrawals	Deposits	Balance
31DEC21	Brought forward				1,723.92-
4JAN22	Minimum Balance Fee	31DEC21	5.00		1,728.92-
	A/C Maintenance Fee	31DEC21	2.00		1,730.92-
5JAN22	Direct Credit HAN to Chuattini HAN 106600	4JAN22		2,000.00	269.08
10JAN22	Direct Credit HAN to Chuattini HAN 106600			2,000.00	2,269.08
17JAN22	Direct Credit HAN to Chuattini HAN 106600			2,000.00	4,269.08
20JAN22	BPAY Payment 0002518851 Audit Shield-4042XXXXXXXXX942		370.00		3,899.08

206927-020\_10 / 031DS102 / E-505 / S-1355 / I-1355

...continued overleaf >



**BUSINESS CHEQUE ACCOUNT (continued)**

Date	Transaction	Value Date	Withdrawals	Deposits	Balance
24JAN22	Direct Credit HAN to Chuattini HAN 106600			2,000.00	5,899.08
25JAN22	Outward Internet Pay 0002520841 Chuattini SMSF to Chuattini SMSF Commsec	24JAN22	5,000.00		899.08
28JAN22	Direct Debit AUTO REPAYMENT CHUATTINI FAMILY 359291		5,387.66		4,488.58-
31JAN22	Direct Credit HAN rent HAN 106600	28JAN22		6,000.00	1,511.42
	Direct Credit HAN to Chuattini HAN 106600			2,000.00	3,511.42
31JAN22	Current Balance				3,511.42
	Total Debits & Credits		10,764.66	16,000.00	

Delphi Bank suggests you carefully check all entries on your statement. Apparent errors or possible unauthorised transactions are to be promptly reported to your branch. It is important that you notify Delphi Bank of any disputed transactions as soon as possible as Delphi Bank's ability to investigate disputed transactions and to subsequently process a chargeback in your favour is restricted by the time limits imposed under the operating rules of the applicable card scheme. If you wish to obtain further information about this product (including your chargeback rights) or you have a question or concern about your account or its operation please contact us on 1300 660 550.

**Resolving Complaints**

If you have a complaint, please contact us on 1300 361 911 to speak to a member of our staff. If the matter has not been resolved to your satisfaction, you can lodge a complaint with the Australian Financial Complaints Authority (AFCA). AFCA provides fair and independent financial services complaint resolution that is free to consumers. You can contact AFCA at:

Website: [www.afca.org.au](http://www.afca.org.au)

Telephone: 1800 931 678 (free call)

Email: [info@afca.org.au](mailto:info@afca.org.au)

In writing to: Australian Financial Complaints Authority, GPO Box 3, Melbourne VIC 3001



/17177 941501



THE TRUSTEE  
 ALVIN K C CHUA & ANNA T-A SCHETTINI  
 ATF CHUATTINI FAMILY SUPER FUND  
 PO BOX 516  
 MAGIL SA 5072



**YOUR DETAILS AT A GLANCE**

Account name: ALVIN KIAN CHUNG CHUA AND ANNA  
 TANIA-ADA SCHETTINI ATF  
 CHUATTINI FAMILY SUPER FUND ABN  
 25 203 246 519

Account type: Business Cheque Account

**ACCOUNT SUMMARY**

Statement period: 30NOV21 - 31DEC21  
 Statement number: 9  
 Opening balance on 30NOV21 683.39  
 Payments and credits 9,687.00  
 Withdrawals and debits: 12,094.31

**ACCOUNT DETAILS**

Currency: Australian Dollar  
 BSB: 941501  
 Account number: 206927-020

**BUSINESS CHEQUE ACCOUNT**

Date	Transaction	Value Date	Withdrawals	Deposits	Balance
30NOV21	Brought forward				683.39
1DEC21	Minimum Balance Fee	30NOV21	5.00		678.39
	A/C Maintenance Fee	30NOV21	2.00		676.39
3DEC21	BPAY Payment 0002488812 Audit Shield-4042XXXXXXXXX942		370.00		306.39
6DEC21	Direct Credit HAN to Chuattini HAN 106600			2,000.00	2,306.39
13DEC21	Direct Credit HAN to Chuattini HAN 106600			2,000.00	4,306.39
14DEC21	BPAY Payment 0002495979 AMERICAN EXPRESS-3760XXXXXXXXX000		4,300.00		6.39

206927-020\_9 / 365DS118 / E-194 / S-575 / I-575

...continued overleaf >

**BUSINESS CHEQUE ACCOUNT (continued)**

Date	Transaction	Value Date	Withdrawals	Deposits	Balance
20DEC21	Direct Credit HAN to Chuattini HAN 106600			2,000.00	2,006.39
22DEC21	BPAY Payment 0002502791 AMERICAN EXPRESS-3760XXXXXXXX000		2,000.00		6.39
24DEC21	Direct Debit AUTO REPAYMENT CHUATTINI FAMILY 359291		5,387.66		5,381.27-
30DEC21	Direct Credit chuattini Delphi ALVIN CHUA 068523	29DEC21		1,687.00	3,694.27-
	Direct Credit HAN to Chuattini HAN 106600	29DEC21		2,000.00	1,694.27-
31DEC21	Debit Interest		29.65		1,723.92-
31DEC21	Current Balance				1,723.92-
	<b>Total Debits &amp; Credits</b>		<b>12,094.31</b>	<b>9,687.00</b>	

Delphi Bank suggests you carefully check all entries on your statement. Apparent errors or possible unauthorised transactions are to be promptly reported to your branch. It is important that you notify Delphi Bank of any disputed transactions as soon as possible as Delphi Bank's ability to investigate disputed transactions and to subsequently process a chargeback in your favour is restricted by the time limits imposed under the operating rules of the applicable card scheme. If you wish to obtain further information about this product (including your chargeback rights) or you have a question or concern about your account or its operation please contact us on 1300 660 550.

**Resolving Complaints**

If you have a complaint, please contact us on 1300 361 911 to speak to a member of our staff. If the matter has not been resolved to your satisfaction, you can lodge a complaint with the Australian Financial Complaints Authority (AFCA). AFCA provides fair and independent financial services complaint resolution that is free to consumers. You can contact AFCA at:

Website: [www.afca.org.au](http://www.afca.org.au)

Telephone: 1800 931 678 (free call)

Email: [info@afca.org.au](mailto:info@afca.org.au)

In writing to: Australian Financial Complaints Authority, GPO Box 3, Melbourne VIC 3001



/01357 941501



THE TRUSTEE  
 ALVIN K C CHUA & ANNA T-A SCHETTINI  
 ATF CHUATTINI FAMILY SUPER FUND  
 PO BOX 516  
 MAGIL SA 5072



**YOUR DETAILS AT A GLANCE**

Account name: ALVIN KIAN CHUNG CHUA AND ANNA  
 TANIA-ADA SCHETTINI ATF  
 CHUATTINI FAMILY SUPER FUND ABN  
 25 203 246 519  
 Account type: Business Cheque Account

**ACCOUNT SUMMARY**

Statement period: 31OCT21 - 30NOV21  
 Statement number: 8  
 Opening balance on 31OCT21 5,386.95-  
 Payments and credits 15,265.00  
 Withdrawals and debits: 9,194.66

**ACCOUNT DETAILS**

Currency: Australian Dollar  
 BSB: 941501  
 Account number: 206927-020

**BUSINESS CHEQUE ACCOUNT**

Date	Transaction	Value Date	Withdrawals	Deposits	Balance
31OCT21	Brought forward				5,386.95-
1NOV21	Minimum Balance Fee	31OCT21	5.00		5,391.95-
	A/C Maintenance Fee	31OCT21	2.00		5,393.95-
	Direct Credit HAN to Chuattini HAN 106600			2,000.00	3,393.95-
2NOV21	Direct Credit to Delphi SMSF ALVIN CHUA 068523	1NOV21		1,265.00	2,128.95-
8NOV21	Direct Credit To chuattini sms HAN 106600	5NOV21		1,700.00	428.95-
	Direct Credit to Chuattini SMS ALVIN CHUA 068523			2,300.00	1,871.05

...continued overleaf >

**BUSINESS CHEQUE ACCOUNT (continued)**

Date	Transaction	Value Date	Withdrawals	Deposits	Balance
	Direct Credit HAN to Chuattini HAN 106600			2,000.00	3,871.05
10NOV21	Outward Internet Pay 0002472146 Chuattini SMSF to commsec smsf		1,800.00		2,071.05
12NOV21	BPAY Payment 0002474057 AMERICAN EXPRESS-3760XXXXXXXXX000		2,000.00		71.05
15NOV21	Direct Credit HAN to Chuattini HAN 106600			2,000.00	2,071.05
22NOV21	Direct Credit HAN to Chuattini HAN 106600			2,000.00	4,071.05
26NOV21	Direct Debit AUTO REPAYMENT CHUATTINI FAMILY 359291		5,387.66		1,316.61-
29NOV21	Direct Credit HAN to Chuattini HAN 106600			2,000.00	683.39
30NOV21	Current Balance				683.39
	<b>Total Debits &amp; Credits</b>		<b>9,194.66</b>	<b>15,265.00</b>	

Delphi Bank suggests you carefully check all entries on your statement. Apparent errors or possible unauthorised transactions are to be promptly reported to your branch. It is important that you notify Delphi Bank of any disputed transactions as soon as possible as Delphi Bank's ability to investigate disputed transactions and to subsequently process a chargeback in your favour is restricted by the time limits imposed under the operating rules of the applicable card scheme. If you wish to obtain further information about this product (including your chargeback rights) or you have a question or concern about your account or its operation please contact us on 1300 660 550.

**Resolving Complaints**

If you have a complaint, please contact us on 1300 361 911 to speak to a member of our staff. If the matter has not been resolved to your satisfaction, you can lodge a complaint with the Australian Financial Complaints Authority (AFCA). AFCA provides fair and independent financial services complaint resolution that is free to consumers. You can contact AFCA at:

Website: [www.afca.org.au](http://www.afca.org.au)

Telephone: 1800 931 678 (free call)

Email: [info@afca.org.au](mailto:info@afca.org.au)

In writing to: Australian Financial Complaints Authority, GPO Box 3, Melbourne VIC 3001



/01386 941501



THE TRUSTEE  
 ALVIN K C CHUA & ANNA T-A SCHETTINI  
 ATF CHUATTINI FAMILY SUPER FUND  
 PO BOX 516  
 MAGIL SA 5072



**YOUR DETAILS AT A GLANCE**

Account name: ALVIN KIAN CHUNG CHUA AND ANNA  
 TANIA-ADA SCHETTINI ATF  
 CHUATTINI FAMILY SUPER FUND ABN  
 25 203 246 519  
 Account type: Business Cheque Account

**ACCOUNT SUMMARY**

Statement period: 30SEP21 - 31OCT21  
 Statement number: 7  
 Opening balance on 30SEP21 3,378.29-  
 Payments and credits 9,400.00  
 Withdrawals and debits: 11,408.66

**ACCOUNT DETAILS**

Currency: Australian Dollar  
 BSB: 941501  
 Account number: 206927-020

**BUSINESS CHEQUE ACCOUNT**

Date	Transaction	Value Date	Withdrawals	Deposits	Balance
30SEP21	Brought forward				3,378.29-
1OCT21	Minimum Balance Fee	30SEP21	5.00		3,383.29-
	A/C Maintenance Fee	30SEP21	2.00		3,385.29-
4OCT21	Direct Credit HAN to Chuattini HAN 106600			2,000.00	1,385.29-
6OCT21	Direct Credit Chuattini Delphi ALVIN CHUA 068523			1,400.00	14.71
11OCT21	Direct Credit HAN to Chuattini HAN 106600			2,000.00	2,014.71
12OCT21	Outward Internet Pay 0002452415 Chuattini SMSF to commsec smsf	11OCT21	200.00		1,814.71

...continued overleaf >

**BUSINESS CHEQUE ACCOUNT (continued)**

Date	Transaction	Value Date	Withdrawals	Deposits	Balance
18OCT21	Direct Credit HAN to Chuattini HAN 106600			2,000.00	3,814.71
19OCT21	Outward Internet Pay 0002457057 Peter Johnson Alvin Chua		3,750.00		64.71
25OCT21	Direct Credit HAN to Chuattini HAN 106600			2,000.00	2,064.71
27OCT21	Outward Internet Pay 0002462734 Chuattini SMSF to commsec smsf		2,064.00		0.71
28OCT21	Direct Debit AUTO REPAYMENT CHUATTINI FAMILY 359291		5,387.66		5,386.95-
31OCT21	Current Balance				5,386.95-
Total Debits & Credits			11,408.66	9,400.00	

Delphi Bank suggests you carefully check all entries on your statement. Apparent errors or possible unauthorised transactions are to be promptly reported to your branch. It is important that you notify Delphi Bank of any disputed transactions as soon as possible as Delphi Bank's ability to investigate disputed transactions and to subsequently process a chargeback in your favour is restricted by the time limits imposed under the operating rules of the applicable card scheme. If you wish to obtain further information about this product (including your chargeback rights) or you have a question or concern about your account or its operation please contact us on 1300 660 550.

**Resolving Complaints**

If you have a complaint, please contact us on 1300 361 911 to speak to a member of our staff. If the matter has not been resolved to your satisfaction, you can lodge a complaint with the Australian Financial Complaints Authority (AFCA). AFCA provides fair and independent financial services complaint resolution that is free to consumers. You can contact AFCA at:

Website: [www.afca.org.au](http://www.afca.org.au)  
 Telephone: 1800 931 678 (free call)  
 Email: [info@afca.org.au](mailto:info@afca.org.au)  
 In writing to: Australian Financial Complaints Authority, GPO Box 3, Melbourne VIC 3001



/09419 941501



THE TRUSTEE  
 ALVIN K C CHUA & ANNA T-A SCHETTINI  
 ATF CHUATTINI FAMILY SUPER FUND  
 PO BOX 516  
 MAGIL SA 5072



**YOUR DETAILS AT A GLANCE**

Account name: ALVIN KIAN CHUNG CHUA AND ANNA TANIA-ADA SCHETTINI ATF CHUATTINI FAMILY SUPER FUND ABN 25 203 246 519

Account type: Business Cheque Account

**ACCOUNT SUMMARY**

Statement period: 31AUG21 - 30SEP21  
 Statement number: 6  
 Opening balance on 31AUG21: 630.17  
 Payments and credits: 8,000.00  
 Withdrawals and debits: 12,008.46

**ACCOUNT DETAILS**

Currency: Australian Dollar  
 BSB: 941501  
 Account number: 206927-020

**BUSINESS CHEQUE ACCOUNT**

Date	Transaction	Value Date	Withdrawals	Deposits	Balance
31AUG21	Brought forward				630.17
1SEP21	Minimum Balance Fee	31AUG21	5.00		625.17
	A/C Maintenance Fee	31AUG21	2.00		623.17
6SEP21	Direct Credit HAN to Chuattini HAN 106600			2,000.00	2,623.17
13SEP21	Direct Credit HAN to Chuattini HAN 106600			2,000.00	4,623.17
16SEP21	Outward Internet Pay 0002436081 Chuattini SMSF to Chuattini SMSF	15SEP21	4,620.00		3.17
20SEP21	Direct Credit HAN to Chuattini HAN 106600			2,000.00	2,003.17

...continued overleaf >

206927-020\_6 / 27 3DS110 / E-428 / S-1239 / I-1239



## BUSINESS CHEQUE ACCOUNT (continued)

Date	Transaction	Value Date	Withdrawals	Deposits	Balance
23SEP21	Outward Internet Pay 0002440534 Chuattini SMSF to Chuattini SMSF Commsec		1,990.00		13.17
27SEP21	Direct Credit HAN to Chuattini HAN 106600			2,000.00	2,013.17
28SEP21	Direct Debit AUTO REPAYMENT CHUATTINI FAMILY 359291		5,387.66		3,374.49-
30SEP21	Debit Interest		3.80		3,378.29-
30SEP21	Current Balance				3,378.29-
	Total Debits & Credits		12,008.46	8,000.00	

Delphi Bank suggests you carefully check all entries on your statement. Apparent errors or possible unauthorised transactions are to be promptly reported to your branch. It is important that you notify Delphi Bank of any disputed transactions as soon as possible as Delphi Bank's ability to investigate disputed transactions and to subsequently process a chargeback in your favour is restricted by the time limits imposed under the operating rules of the applicable card scheme. If you wish to obtain further information about this product (including your chargeback rights) or you have a question or concern about your account or its operation please contact us on 1300 660 550.



/01374 941501



THE TRUSTEE  
 ALVIN K C CHUA & ANNA T-A SCHETTINI  
 ATF CHUATTINI FAMILY SUPER FUND  
 24 COACH ROAD  
 AULDANA SA 5072



**YOUR DETAILS AT A GLANCE**

Account name: ALVIN KIAN CHUNG CHUA AND ANNA TANIA-ADA SCHETTINI ATF CHUATTINI FAMILY SUPER FUND ABN 25 203 246 519

Account type: Business Cheque Account

**ACCOUNT SUMMARY**

Statement period: 31JUL21 - 31AUG21  
 Statement number: 5  
 Opening balance on 31JUL21: 444.83  
 Payments and credits: 10,000.00  
 Withdrawals and debits: 9,814.66

**ACCOUNT DETAILS**

Currency: Australian Dollar  
 BSB: 941501  
 Account number: 206927-020

**BUSINESS CHEQUE ACCOUNT**

Date	Transaction	Value Date	Withdrawals	Deposits	Balance
31JUL21	Brought forward				444.83
2AUG21	Minimum Balance Fee	31JUL21	5.00		439.83
	A/C Maintenance Fee	31JUL21	2.00		437.83
	Direct Credit HAN to Chuattini HAN 106600			2,000.00	2,437.83
9AUG21	Direct Credit HAN to Chuattini HAN 106600			2,000.00	4,437.83
10AUG21	Outward Internet Pay 0002412100 Chuattini SMSF Commsec Chuattini SMSF	9AUG21	4,420.00		17.83
16AUG21	Direct Credit HAN to Chuattini HAN 106600			2,000.00	2,017.83

...continued overleaf >

## BUSINESS CHEQUE ACCOUNT (continued)

Date	Transaction	Value Date	Withdrawals	Deposits	Balance
23AUG21	Direct Credit HAN to Chuattini HAN 106600			2,000.00	4,017.83
27AUG21	Direct Debit AUTO REPAYMENT CHUATTINI FAMILY 359291		5,387.66		1,369.83-
30AUG21	Direct Credit HAN to Chuattini HAN 106600			2,000.00	630.17
31AUG21	Current Balance				630.17
	Total Debits & Credits		9,814.66	10,000.00	

Delphi Bank suggests you carefully check all entries on your statement. Apparent errors or possible unauthorised transactions are to be promptly reported to your branch. It is important that you notify Delphi Bank of any disputed transactions as soon as possible as Delphi Bank's ability to investigate disputed transactions and to subsequently process a chargeback in your favour is restricted by the time limits imposed under the operating rules of the applicable card scheme. If you wish to obtain further information about this product (including your chargeback rights) or you have a question or concern about your account or its operation please contact us on 1300 660 550.



/01551 941501



THE TRUSTEE  
 ALVIN K C CHUA & ANNA T-A SCHETTINI  
 ATF CHUATTINI FAMILY SUPER FUND  
 24 COACH ROAD  
 AULDANA SA 5072



**YOUR DETAILS AT A GLANCE**

Account name: ALVIN KIAN CHUNG CHUA AND ANNA TANIA-ADA SCHETTINI ATF CHUATTINI FAMILY SUPER FUND ABN 25 203 246 519  
 Account type: Business Cheque Account

**ACCOUNT SUMMARY**

Statement period: 30JUN21 - 31JUL21  
 Statement number: 4  
 Opening balance on 30JUN21: 4,000.86-  
 Payments and credits: 9,840.35  
 Withdrawals and debits: 5,394.66

**ACCOUNT DETAILS**

Currency: Australian Dollar  
 BSB: 941501  
 Account number: 206927-020

**BUSINESS CHEQUE ACCOUNT**

Date	Transaction	Value Date	Withdrawals	Deposits	Balance
30JUN21	Brought forward				4,000.86-
1JUL21	Direct Credit Chuattini SF HAN 106600	30JUN21		4,000.00	0.86-
	Minimum Balance Fee	30JUN21	5.00		5.86-
	A/C Maintenance Fee	30JUN21	2.00		7.86-
5JUL21	Internet Transfer 0002387175 CR FROM ALVANNA TRUST to Chuattini SMS	3JUL21		100.00	92.14
26JUL21	Direct Credit HAN to Chuattini HAN 106600			2,000.00	2,092.14
28JUL21	Direct Credit p vu cc 99062087 ClickSuper 450747	27JUL21		240.35	2,332.49

...continued overleaf >

**BUSINESS CHEQUE ACCOUNT (continued)**

Date	Transaction	Value Date	Withdrawals	Deposits	Balance
	Direct Debit AUTO REPAYMENT CHUATTINI FAMILY 359291		5,387.66		3,055.17-
29JUL21	Direct Credit HANRent HAN 106600	28JUL21		3,500.00	444.83
31JUL21	Current Balance				444.83
Total Debits & Credits			5,394.66	9,840.35	

Delphi Bank suggests you carefully check all entries on your statement. Apparent errors or possible unauthorised transactions are to be promptly reported to your branch. It is important that you notify Delphi Bank of any disputed transactions as soon as possible as Delphi Bank's ability to investigate disputed transactions and to subsequently process a chargeback in your favour is restricted by the time limits imposed under the operating rules of the applicable card scheme. If you wish to obtain further information about this product (including your chargeback rights) or you have a question or concern about your account or its operation please contact us on 1300 660 550.

# 61800 - Distributions Receivable

2022 Financial Year

Preparer Kelly Fu

Reviewer Kelly Fu

Status Completed

Account Code	Description	CY Balance	LY Balance	Change
ASIA.AX	Betashares ASIA Technology Tigers Etf	\$17.82	\$5.92	201.01%
ESPO.AX	Vaneck Video Gaming And Esports Etf	\$17.77	\$6.59	169.65%
NDQ.AX	Betashares Nasdaq 100 Etf	\$18.46	\$55.36	(66.65)%
VAE.AX	Vanguard Ftse Asia Ex Japan Shares Index Etf	\$13.20		100%
VDHG.AX	Vanguard Diversified High Growth Index Etf	\$90.90		100%
VGS.AX	Vanguard Msci Index International Shares Etf	\$20.83	\$1.15	1711.3%
<b>TOTAL</b>		<b>CY Balance</b>	<b>LY Balance</b>	
		\$178.98	\$69.02	

## Supporting Documents

- General Ledger [Report](#)
- 61800 - ASIA\_Distribution\_Advice\_2022\_07\_18.pdf [ASIA.AX](#)
- 61800 - ESPO\_Distribution\_Advice\_2022\_07\_25.pdf [ESPO.AX](#)
- 61800 - NDQ\_Distribution\_Advice\_2022\_07\_18.pdf [NDQ.AX](#)
- 61800 - VAE\_Payment\_Advice\_2022\_07\_18.pdf [VAE.AX](#)
- 61800 - VDHG\_Payment\_Advice\_2022\_07\_18.pdf [VDHG.AX](#)
- 61800 - VGS\_Payment\_Advice\_2022\_07\_18.pdf [VGS.AX](#)

## Standard Checklist

- Review aging of amounts receivable and comment on any delay in payment.

# Chuattini Family Super Fund

## General Ledger

As at 30 June 2022

Transaction Date	Description	Units	Debit	Credit	Balance \$
<b>Distributions Receivable (61800)</b>					
<u>Betashares ASIA Technology Tigers Etf (ASIA.AX)</u>					
01/07/2021	Opening Balance				5.92 DR
16/07/2021	Direct Credit 513275 ASIA DST JUN 001261866349			5.92	0.00 DR
30/06/2022			17.82		17.82 DR
			<b>17.82</b>	<b>5.92</b>	<b>17.82 DR</b>
<u>Vaneck Video Gaming And Esports Etf (ESPO.AX)</u>					
01/07/2021	Opening Balance				6.59 DR
23/07/2021	Direct Credit 535912 ESPO DST 001262475487			6.59	0.00 DR
30/06/2022			17.77		17.77 DR
			<b>17.77</b>	<b>6.59</b>	<b>17.77 DR</b>
<u>Betashares Nasdaq 100 Etf (NDQ.AX)</u>					
01/07/2021	Opening Balance				55.36 DR
16/07/2021	Direct Credit 513275 NDQ DST JUNE 001262280275			55.36	0.00 DR
30/06/2022			18.46		18.46 DR
			<b>18.46</b>	<b>55.36</b>	<b>18.46 DR</b>
<u>Vanguard Ftse Asia Ex Japan Shares Index Etf (VAE.AX)</u>					
30/06/2022			13.20		13.20 DR
			<b>13.20</b>		<b>13.20 DR</b>
<u>Vanguard Diversified High Growth Index Etf (VDHG.AX)</u>					
30/06/2022			90.90		90.90 DR
			<b>90.90</b>		<b>90.90 DR</b>
<u>Vanguard Msci Index International Shares Etf (VGS.AX)</u>					
01/07/2021	Opening Balance				1.15 DR
16/07/2021	Direct Credit 358020 VGS PAYMENT JUL21/00836369			1.15	0.00 DR
30/06/2022			20.83		20.83 DR
			<b>20.83</b>	<b>1.15</b>	<b>20.83 DR</b>

**Total Debits: 178.98**

**Total Credits: 69.02**



# BetaShares

## Exchange Traded Funds

Responsible Entity: BetaShares Capital Ltd  
ABN 78 139 566 868 | AFSL 341181  
ARSN 626 788 967

All Registry communications to:  
C/- Link Market Services Limited  
Locked Bag A14, Sydney South, NSW, 1235  
Telephone: +61 1300 420 094  
ASX Code: ASIA  
Email: [betashares@linkmarketservices.com.au](mailto:betashares@linkmarketservices.com.au)  
Website: [www.linkmarketservices.com.au](http://www.linkmarketservices.com.au)



047 535194

DR ALVIN KIAN CHUNG CHUA &  
DR ANNA TANIA-ADA SCHETTINI  
<CHUATTINI FAM SF A/C>  
PO BOX 516  
MAGILL SA 5072

### Distribution Advice

**Payment date:** 18 July 2022  
**Record date:** 4 July 2022  
**Reference no.:** X\*\*\*\*\*0721  
TFN/ABN NOT RECEIVED OR RECORDED

Dear Unitholder,

#### BETASHARES ASIA TECHNOLOGY TIGERS ETF

##### Distribution statement for the period ended 30 June 2022

A distribution payment has been made in respect of your units as at the record date. The final details of the distribution components (including any non-assessable amounts) is advised in the Attribution Managed Investment Trust Member Annual (AMMA) Statement for the year ended 30 June 2022.

Visit our investor website at [www.linkmarketservices.com.au](http://www.linkmarketservices.com.au) where you can view and change your details, including electing to receive distribution notifications by email going forward.

Class Description	Rate per Unit	Participating Units	Gross Amount
Ordinary Units	7.956006 cents	400	\$31.82
		<b>*Less: Resident Withholding Tax:</b>	\$14.00
		<b>Net Amount:</b>	\$17.82

#### IMPORTANT:

**\*WE DO NOT HAVE YOUR TFN/ABN. Resident Withholding Tax has been deducted** as your TFN or ABN has not been recorded as at the record date. Please visit [www.linkmarketservices.com.au](http://www.linkmarketservices.com.au) to provide your TFN or ABN.

#### PAYMENT REMITTED TO:

COMMONWEALTH BANK OF AUSTRALIA  
1 HARBOUR ST SHOP C4 DARLING W  
SYDNEY NSW 2000  
Account Name: DR ALVIN KIAN CHUNG CHUA + DR AN  
BSB: 067-167 ACC: \*\*\*\*5645  
Direct Credit Reference No.: 001279159487

This statement contains important information; Please retain this statement for taxation purposes as a charge may be levied for replacement.





**VanEck Video Gaming and eSports ETF**  
ARSN 642 730 523 / ASX code: ESPO  
Responsible Entity: VanEck Investments Limited  
ABN 22 146 596 116, AFSL 416755

All communications to:  
C/- Link Market Services Limited  
Level 12, 680 George Street, Sydney NSW 2000  
Locked Bag A14, Sydney South, NSW 1235  
Telephone: +61 1300 68 38 37  
Email: [vaneck@linkmarketservices.com.au](mailto:vaneck@linkmarketservices.com.au)  
Website: [www.linkmarketservices.com.au](http://www.linkmarketservices.com.au)



047 005424

DR ALVIN KIAN CHUNG CHUA &  
DR ANNA TANIA-ADA SCHETTINI  
<CHUATTINI FAM SF A/C>  
PO BOX 516  
MAGILL SA 5072

## Dividend Advice

**Payment Date:** 25 July 2022  
**Record Date:** 4 July 2022  
**HIN/SRN:** X\*\*\*\*\*0721

TFN/ABN NOT RECEIVED OR RECORDED

Dear Investor,

This payment represents a dividend for the period ended 30 June 2022, in respect of your units entitled to participate at the Record Date.

Class Description	Rate per Unit	Participating Units	Gross Amount	Withholding Tax	Net Amount
Ordinary Units	\$0.0900	353	\$31.77	\$14.00	\$17.77

### This payment has been remitted to:

COMMONWEALTH BANK OF AUSTRALIA  
Account Name: DR ALVIN KIAN CHUNG CHUA + DR AN  
BSB: 067-167 ACC: \*\*\*\*5645  
Direct Credit Reference No.: 001279809632

The final details of dividend components paid to you for a financial year will be detailed in the annual tax statement for the year, which will be sent to you as soon as practical after the year has ended.

**This statement contains important information; please retain this statement for taxation purposes as a charge may be levied for replacement.**



# BetaShares

## Exchange Traded Funds

Responsible Entity: BetaShares Capital Ltd  
ABN 78 139 566 868 | AFSL 341181  
ARSN 169 907 564

All Registry communications to:  
C/- Link Market Services Limited  
Locked Bag A14, Sydney South, NSW, 1235  
Telephone: +61 1300 420 094  
ASX Code: NDQ  
Email: [betashares@linkmarketservices.com.au](mailto:betashares@linkmarketservices.com.au)  
Website: [www.linkmarketservices.com.au](http://www.linkmarketservices.com.au)



047 535427

DR ALVIN KIAN CHUNG CHUA &  
DR ANNA TANIA-ADA SCHETTINI  
<CHUATTINI FAM SF A/C>  
PO BOX 516  
MAGILL SA 5072

### Distribution Advice

**Payment date:** 18 July 2022  
**Record date:** 4 July 2022  
**Reference no.:** X\*\*\*\*\*0721  
TFN/ABN NOT RECEIVED OR RECORDED

Dear Unitholder,

#### BETASHARES NASDAQ 100 ETF

##### Distribution statement for the period ended 30 June 2022

A distribution payment has been made in respect of your units as at the record date. The final details of the distribution components (including any non-assessable amounts) is advised in the Attribution Managed Investment Trust Member Annual (AMMA) Statement for the year ended 30 June 2022.

Visit our investor website at [www.linkmarketservices.com.au](http://www.linkmarketservices.com.au) where you can view and change your details, including electing to receive distribution notifications by email going forward.

Class Description	Rate per Unit	Participating Units	Gross Amount
Ordinary Units	84.15832 cents	338	\$284.46
		<b>*Less: Resident Withholding Tax:</b>	\$266.00
		<b>Net Amount:</b>	\$18.46

#### IMPORTANT:

**\*WE DO NOT HAVE YOUR TFN/ABN. Resident Withholding Tax has been deducted** as your TFN or ABN has not been recorded as at the record date. Please visit [www.linkmarketservices.com.au](http://www.linkmarketservices.com.au) to provide your TFN or ABN.

#### PAYMENT REMITTED TO:

COMMONWEALTH BANK OF AUSTRALIA  
1 HARBOUR ST SHOP C4 DARLING W  
SYDNEY NSW 2000  
Account Name: DR ALVIN KIAN CHUNG CHUA + DR AN  
BSB: 067-167 ACC: \*\*\*\*5645  
Direct Credit Reference No.: 001279686703

This statement contains important information; Please retain this statement for taxation purposes as a charge may be levied for replacement.

003203 000 VAE



DR ALVIN KIAN CHUNG CHUA &  
DR ANNA TANIA-ADA SCHETTINI  
<CHUATTINI FAM SF A/C>  
PO BOX 516  
MAGILL SA 5072

## Holder Identification Number (HIN)

HIN WITHHELD

ASX Code	VAE
TFN/ABN Status	Not Quoted
Record Date	4 July 2022
Payment Date	18 July 2022

## Vanguard FTSE Asia Ex-Japan Shares Index ETF Distribution Payment for the Period Ending 30 June 2022 Direct Credit Advice

Class Description	Rate Per Security	Securities Held	Gross Amount
ETF	\$0.31336507	90	\$28.20

Withholding tax: \$15.00

**NET PAYMENT: \$13.20**

**Note:** You should retain this statement to assist you in preparing your tax return. Please keep this in a safe place as a charge may be levied for a replacement. If you require a payment to be re-issued, you may be charged an administrative fee which will be deducted from your payment. Fees are applicable to certain types of payments valued at over \$100 AUD.

For additional information regarding the distribution, including estimated tax components and Fund Payment information, please visit the Announcements section of the Vanguard Investments Australia web page [www.vanguard.com.au/etf](http://www.vanguard.com.au/etf)

## Your Payment Instruction

Bank: COMMONWEALTH BANK OF AUSTRALIA  
BSB: 067-167  
ACC: XXXXXX45

Amount Deposited

**\$13.20**

If payment cannot be made to the above instruction, a direct credit form will be forwarded to your registered address and your distribution entitlement shown above will be held as a non-interest bearing deposit until your new direct credit instructions are received.

1 155049 000 VDHG



DR ALVIN KIAN CHUNG CHUA &  
DR ANNA TANIA-ADA SCHETTINI  
<CHUATTINI FAM SF A/C>  
PO BOX 516  
MAGILL SA 5072

## Holder Identification Number (HIN)

HIN WITHHELD

ASX Code	VDHG
TFN/ABN Status	Not Quoted
Record Date	4 July 2022
Payment Date	18 July 2022

## Vanguard Diversified High Growth Index ETF Distribution Payment for the Period Ending 30 June 2022 Direct Credit Advice

Class Description	Rate Per Security	Securities Held	Gross Amount
ETF	\$1.19930848	150	\$179.90

Withholding tax: \$89.00

**NET PAYMENT: \$90.90**

**Note:** You should retain this statement to assist you in preparing your tax return. Please keep this in a safe place as a charge may be levied for a replacement. If you require a payment to be re-issued, you may be charged an administrative fee which will be deducted from your payment. Fees are applicable to certain types of payments valued at over \$100 AUD.

For additional information regarding the distribution, including estimated tax components and Fund Payment information, please visit the Announcements section of the Vanguard Investments Australia web page [www.vanguard.com.au/etf](http://www.vanguard.com.au/etf)

## Your Payment Instruction

Bank: COMMONWEALTH BANK OF AUSTRALIA  
BSB: 067-167  
ACC: XXXXXX45

Amount Deposited

**\$90.90**

If payment cannot be made to the above instruction, a direct credit form will be forwarded to your registered address and your distribution entitlement shown above will be held as a non-interest bearing deposit until your new direct credit instructions are received.

025868 000 VGS



DR ALVIN KIAN CHUNG CHUA &  
DR ANNA TANIA-ADA SCHETTINI  
<CHUATTINI FAM SF A/C>  
PO BOX 516  
MAGILL SA 5072

## Holder Identification Number (HIN)

HIN WITHHELD

ASX Code	VGS
TFN/ABN Status	Not Quoted
Record Date	4 July 2022
Payment Date	18 July 2022

## Vanguard MSCI Index International Shares ETF Distribution Payment for the Period Ending 30 June 2022 Direct Credit Advice

Class Description	Rate Per Security	Securities Held	Gross Amount
ETF	\$0.54834027	100	\$54.83

Withholding tax: \$34.00

**NET PAYMENT: \$20.83**

**Note:** You should retain this statement to assist you in preparing your tax return. Please keep this in a safe place as a charge may be levied for a replacement. If you require a payment to be re-issued, you may be charged an administrative fee which will be deducted from your payment. Fees are applicable to certain types of payments valued at over \$100 AUD.

For additional information regarding the distribution, including estimated tax components and Fund Payment information, please visit the Announcements section of the Vanguard Investments Australia web page [www.vanguard.com.au/etf](http://www.vanguard.com.au/etf)

## Your Payment Instruction

Bank: COMMONWEALTH BANK OF AUSTRALIA  
BSB: 067-167  
ACC: XXXXXX45

Amount Deposited

**\$20.83**

If payment cannot be made to the above instruction, a direct credit form will be forwarded to your registered address and your distribution entitlement shown above will be held as a non-interest bearing deposit until your new direct credit instructions are received.

# 64000 - Formation Expenses

2022 Financial Year

Preparer Kelly Fu

Reviewer Kelly Fu

Status N/A - Not Applicable

Account Code	Description	CY Balance	LY Balance	Change
64000	Formation Expenses	\$2,200.00	\$2,200.00	0%
<b>TOTAL</b>		<b>CY Balance</b>	<b>LY Balance</b>	
		\$2,200.00	\$2,200.00	

## Supporting Documents

◦ General Ledger [Report](#)

## Standard Checklist

- Attach all source documentation
- Ensure all Transactions have been entered

## Notes

Kelly Fu

### Note

No deduction, No movement.

19/12/2022 17:21

Chuattini Family Super Fund

# General Ledger

As at 30 June 2022

Transaction Date	Description	Units	Debit	Credit	Balance \$
<b>Formation Expenses (64000)</b>					
Formation Expenses (64000)					
01/07/2021	Opening Balance				2,200.00 DR
					<b>2,200.00 DR</b>
<b>Total Debits:</b>	<b>0.00</b>				
<b>Total Credits:</b>	<b>0.00</b>				

# 66000 - Prepaid Borrowing Expenses

2022 Financial Year

Preparer Kelly Fu

Reviewer Kelly Fu

Status Completed

Account Code	Description	CY Balance	LY Balance	Change
66000	Prepaid Borrowing Expenses	\$5,250.00	\$7,000.00	(25)%
<b>TOTAL</b>		<b>CY Balance</b>	<b>LY Balance</b>	
		\$5,250.00	\$7,000.00	

## Supporting Documents

- General Ledger [Report](#)
- 66000 - Loan doc fees 2021.pdf

## Standard Checklist

- Match to Source Documentation

## Notes

Kelly Fu

### Note

\$8750 / 5 = \$1750 /yr amortisation

19/12/2022 17:21



# Chuattini Family Super Fund

## General Ledger

As at 30 June 2022

Transaction Date	Description	Units	Debit	Credit	Balance \$
<b>Prepaid Borrowing Expenses (66000)</b>					
Prepaid Borrowing Expenses (66000)					
01/07/2021	Opening Balance				7,000.00 DR
30/06/2022				1,750.00	5,250.00 DR
				<b>1,750.00</b>	<b>5,250.00 DR</b>
<b>Total Debits:</b>	<b>0.00</b>				
<b>Total Credits:</b>	<b>1,750.00</b>				

<b>Item 6</b>	<b>Variable Rate</b>	<p>The <i>interest rate</i> is our <i>base rate</i> plus a <i>margin</i> of 0.24% that is set on the <i>drawdown date</i>. The <i>interest rate</i> as at the date of the issue of this document is 4.59% per annum.</p> <p>As this is a variable rate contract the <i>base rate</i> may change before the <i>drawdown date</i> and may change at any time during the term of the <i>facility</i>.</p>
<b>Item 7</b>	<b>Fixed Rate</b>	Not Applicable
<b>Item 8</b>	<b>Term</b>	<p>60 months</p> <p>Unless we otherwise agree in writing the <i>facility</i> starts on the <i>drawdown date</i> and ends on the <i>expiry date</i>.</p>
<b>Item 9</b>	<b>Purpose</b>	To assist in the acquisition of the property located at 8 Stradbroke Road, Newtown SA 5074.
<b>Item 10</b>	<b>LVR</b>	90%
<b>Item 11</b>	<b>Repayment schedule</b>	<p>The <i>facility</i> must be repaid on the <i>expiry date</i>.</p> <p>The <i>expiry date</i> is the day that is 60 months after the <i>drawdown date</i>.</p> <p>Until the <i>facility</i> is fully repaid you must make 60 principal and interest repayments followed by one payment of the End Amount (specified below).</p> <p>The first principal and interest repayment is due on the day that is one month after the <i>drawdown date</i> and then on the same date each month until the <i>expiry date</i>.</p> <p>Each payment that includes principal is calculated on an amortising basis such that the <i>principal outstanding</i> on the <i>expiry date</i> is the End Amount.</p> <p>At the date this <i>facility</i> is offered the monthly principal and interest repayments calculated at the <i>interest rate</i> are \$5,389.23 and the End Amount is \$913,275.00 (indicative).</p>
<b>Item 12</b>	<b>Prepayment</b>	Prepayment may be made in accordance with clause 7 of the Facility Agreement Terms and Conditions July 2020 Version.
<b>Item 13</b>	<b>Break Costs</b>	Charged if you prepay an amount at a time when a fixed rate applies to the <i>facility</i> - calculated in accordance with the definition of "break costs" in clause 52 of the Facility Agreement Terms and Conditions July 2020 Version.
<b>Item 14</b>	<b>Termination Fee</b>	Charged if you prepay the <i>principal outstanding</i> in full before the <i>expiry date</i> .
<b>Item 15</b>	<b>Fees and Charges</b>	<p>Documentation Fee payable by you before the <i>facility</i> is drawn down: <b>\$8,750.00</b></p> <p>An account keeping fee of \$0 per month (charged monthly in arrears) is payable by you for the provision and maintenance of the <i>facility</i>.</p> <p>Legal fees, government charges and other expenses payable by you at the <i>drawdown date</i> are unascertainable at the date of the issue of this document.</p> <p>Other fees and charges payable to us are set out in the <i>fee schedule</i>.</p>

# 77250 - Real Estate Properties (Australian - Non Residential)

2022 Financial Year

Preparer Kelly Fu

Reviewer Kelly Fu

Status Completed

Account Code	Description	CY Units	CY Balance	LY Units	LY Balance	Change
CHUA_8STR	8 Stradbroke Road, Newton SA, Australia	1.000000	\$1,325,000.00	1.000000	\$1,140,519.60	16.18%
<b>TOTAL</b>		<b>CY Units</b>	<b>CY Balance</b>	<b>LY Units</b>	<b>LY Balance</b>	
		1.000000	\$1,325,000.00	1.000000	\$1,140,519.60	

## Supporting Documents

- Investment Movement Report [Report](#)
- General Ledger [Report](#)
- CT V5873 F841 - 8 Stradbroke Rd, Newton SA 5074.pdf
- 2022 SMSF Minutes - LRBA Property Declaration.pdf
- CT V5873 F841 (2).pdf [CHUA\\_8STR](#)

## Standard Checklist

- Attach copies of Purchase or Sale contracts if property was purchased or disposed of during the year.
- Attach copy of current certificate of title.
- Attach Declaration of Trust
- Ensure all Investments are valued correctly at June 30
- Ensure the investment is in accordance with the Fund's investment strategy
- Ensure the investment is in accordance with the SIS Act

# Chuattini Family Super Fund

## Investment Movement Report

As at 30 June 2022

Investment	Opening Balance		Additions		Disposals			Closing Balance		
	Units	Cost	Units	Cost	Units	Cost	Accounting Profit/(Loss)	Units	Cost	Market Value
<b>Bank Accounts</b>										
Bendigo Now Account 1901				38,200.42		(38,160.70)			39.72	39.72
CBA Direct Investment Account 5645		352.46		308,796.84		(309,144.70)			4.60	4.60
Delphi Bank Business Cheque 020		(4,000.86)		82,692.35		(78,691.49)			0.00	0.00
		<b>(3,648.40)</b>		<b>429,689.61</b>		<b>(425,996.89)</b>			<b>44.32</b>	<b>44.32</b>
<b>Real Estate Properties (Australian - Non Residential)</b>										
CHUA_8STR - 8 Stradbroke Road, Newton SA, Australia	1.00	1,140,519.60						1.00	1,140,519.60	1,325,000.00
		<b>1,140,519.60</b>							<b>1,140,519.60</b>	<b>1,325,000.00</b>
<b>Shares in Listed Companies (Australian)</b>										
4DX.AX - 4dmedical Limited			4,000.00	4,619.95				4,000.00	4,619.95	2,360.00
5GN.AX - 5g Networks Limited	888.00	1,644.99			(888.00)	(1,644.99)	(833.59)		0.00	
AX1.AX - Accent Group Limited	2,400.00	5,107.95						2,400.00	5,107.95	2,976.00
ADH.AX - Adairs Limited			1,500.00	4,309.95				1,500.00	4,309.95	2,865.00
ALC.AX - Alcidion Group Limited			12,500.00	4,894.95				12,500.00	4,894.95	1,375.00

# Chuattini Family Super Fund

## Investment Movement Report

As at 30 June 2022

Investment	Opening Balance		Additions		Disposals			Closing Balance		
	Units	Cost	Units	Cost	Units	Cost	Accounting Profit/(Loss)	Units	Cost	Market Value
AND.AX - Ansarada Group Limited			1,500.00	3,664.95				1,500.00	3,664.95	2,422.50
ASH.AX - Ashley Services Group Limited			5,000.00	3,519.95				5,000.00	3,519.95	3,300.00
AMS.AX - Atomos Limited	5,388.00	5,569.59			(5,388.00)	(5,569.59)	(847.57)		0.00	
ABB.AX - Aussie Broadband Limited	2,538.00	4,969.05	1,500.00	6,759.90	(2,538.00)	(4,969.05)	5,798.94	1,500.00	6,759.90	4,965.00
ACL.AX - Australian Clinical Labs Limited			2,000.00	9,469.90	(2,000.00)	(9,469.90)	910.20		0.00	
AEF.AX - Australian Ethical Investment Limited	1,153.00	5,934.84	800.00	4,243.95	(553.00)	(2,846.45)	2,147.53	1,400.00	7,332.34	6,524.00
BTI.AX - Bailador Technology Investments Limited	4,000.00	5,019.95						4,000.00	5,019.95	5,780.00
BEN.AX - Bendigo And Adelaide Bank Limited			500.00	4,799.95				500.00	4,799.95	4,535.00
BET.AX - Betmakers Technology Group Ltd	7,352.00	4,909.03			(7,352.00)	(4,909.03)	3,526.08		0.00	
BTH.AX - Bigtincan Holdings Limited	6,128.00	7,628.33						6,128.00	7,628.33	3,064.00
BBT.AX - Bluebet Holdings Ltd			2,288.00	4,929.72	(2,288.00)	(4,929.72)	(1,517.67)		0.00	
BKW.AX - Brickworks Limited			200.00	4,995.95				200.00	4,995.95	3,708.00

# Chuattini Family Super Fund

## Investment Movement Report

As at 30 June 2022

Investment	Opening Balance		Additions		Disposals			Closing Balance		
	Units	Cost	Units	Cost	Units	Cost	Accounting Profit/(Loss)	Units	Cost	Market Value
BUB.AX - Bubs Australia Limited			6,888.00	4,290.51				6,888.00	4,290.51	4,167.24
CBR.AX - Carbon Revolution Limited	1,288.00	3,858.19	1,888.00	1,568.11				3,176.00	5,426.30	936.92
CAT.AX - Catapult Group International Ltd	2,283.00	4,560.24						2,283.00	4,560.24	1,883.48
CSX.AX - Cleanspace Holdings Limited	796.00	5,098.43			(796.00)	(5,098.43)	(3,956.22)		0.00	
DTC.AX - Damstra Holdings Limited	3,590.00	6,379.10			(3,590.00)	(6,379.10)	(4,155.30)		0.00	
DGL.AX - DGL Group Limited			1,500.00	4,099.95				1,500.00	4,099.95	4,140.00
DMP.AX - Domino's Pizza Enterprises Limited			50.00	3,423.95				50.00	3,423.95	3,400.00
DUB.AX - Dubber Corporation Limited	4,074.00	6,476.82			(2,574.00)	(4,097.12)	5,259.78	1,500.00	2,379.70	967.50
DUR.AX - Duratec Limited			12,000.00	4,279.95				12,000.00	4,279.95	4,440.00
EOS.AX - Electro Optic Systems Holdings Limited	1,200.00	5,311.95						1,200.00	5,311.95	1,248.00
ELO.AX - Elmo Software Limited	763.00	4,865.00						763.00	4,865.00	1,716.75
EML.AX - EML Payments Limited	1,388.00	5,267.74						1,388.00	5,267.74	1,707.24

# Chuattini Family Super Fund

## Investment Movement Report

As at 30 June 2022

Investment	Opening Balance		Additions		Disposals			Closing Balance		
	Units	Cost	Units	Cost	Units	Cost	Accounting Profit/(Loss)	Units	Cost	Market Value
EOL.AX - Energy One Limited	1,211.00	5,709.35			(1,211.00)	(5,709.35)	1,592.97		0.00	
FCL.AX - Fineos Corporation Holdings Plc	1,417.00	5,503.98						1,417.00	5,503.98	2,097.16
FDV.AX - Frontier Digital Ventures Limited			2,000.00	2,979.95				2,000.00	2,979.95	1,410.00
GXY.AX - Galaxy Resources Limited	1,515.00	3,019.65			(1,515.00)	(3,019.65)	4,900.65		0.00	
HVN.AX - Harvey Norman Holdings Limited			888.00	5,063.79				888.00	5,063.79	3,294.48
HLA.AX - Healthia Limited			2,000.00	3,999.95				2,000.00	3,999.95	2,810.00
HPG.AX - Hipages Group Holdings Ltd			1,776.00	5,509.98				1,776.00	5,509.98	1,758.24
IKE.AX - Ikegps Group Limited			2,000.00	1,579.95				2,000.00	1,579.95	1,260.00
JAN.AX - Janison Education Group Limited	11,956.00	5,519.71	7,700.00	8,544.90	(11,956.00)	(5,519.71)	7,012.13	7,700.00	8,544.90	3,272.50
JCS.AX - Jcurve Solutions Ltd			38,888.00	2,353.23				38,888.00	2,353.23	2,372.17
JLG.AX - Johns Lyng Group Limited			500.00	2,779.95				500.00	2,779.95	2,870.00
JIN.AX - Jumbo Interactive Limited	100.00	1,507.95			(100.00)	(1,507.95)	33.10		0.00	

# Chuattini Family Super Fund

## Investment Movement Report

As at 30 June 2022

Investment	Opening Balance		Additions		Disposals			Closing Balance		
	Units	Cost	Units	Cost	Units	Cost	Accounting Profit/(Loss)	Units	Cost	Market Value
KGN.AX - Kogan.com Ltd	244.00	5,017.07	300.00	2,143.95				544.00	7,161.02	1,512.32
LKE.AX - Lake Resources N.I.			10,500.00	12,684.80	(2,500.00)	(2,344.95)	1,560.10	8,000.00	10,339.85	6,280.00
LAU.AX - Lindsay Australia Limited			10,000.00	4,319.95				10,000.00	4,319.95	4,050.00
M7T.AX - Mach7 Technologies Limited	4,098.00	5,162.94						4,098.00	5,162.94	2,008.02
MDR.AX - Medadvisor Limited	6,329.00	2,519.91			(6,329.00)	(2,519.91)	(1,020.90)		0.00	
MVP.AX - Medical Developments International Limited	737.00	4,869.41						737.00	4,869.41	1,076.02
MP1.AX - Megaport Limited	377.00	5,278.63			(77.00)	(1,171.90)	79.42	300.00	4,106.73	1,635.00
MSB.AX - Mesoblast Limited	400.00	1,219.95			(400.00)	(1,219.95)	(617.95)		0.00	
MOC.AX - Mortgage Choice Limited	2,542.00	3,197.45			(2,542.00)	(3,197.45)	1,759.45		0.00	
NAN.AX - Nanosonics Limited	300.00	1,783.95						300.00	1,783.95	1,008.00
NWL.AX - Netwealth Group Limited			400.00	4,797.90				400.00	4,797.90	4,864.00
NHF.AX - Nib Holdings Limited			800.00	5,083.95				800.00	5,083.95	5,904.00



# Chuattini Family Super Fund

## Investment Movement Report

As at 30 June 2022

Investment	Opening Balance		Additions		Disposals			Closing Balance		
	Units	Cost	Units	Cost	Units	Cost	Accounting Profit/(Loss)	Units	Cost	Market Value
NXL.AX - Nuix Limited	500.00	4,929.95			(500.00)	(4,929.95)	(3,799.90)		0.00	
PAR.AX - Paradigm Biopharmaceuticals Limited..	1,000.00	2,789.95			(1,000.00)	(2,789.95)	(854.90)		0.00	
PPE.AX - Peoplein Limited	1,315.00	5,016.95						1,315.00	5,016.95	3,800.35
3DP.AX - Pointerra Limited	10,017.00	5,534.51	6,000.00	2,179.95				16,017.00	7,714.46	3,844.08
PPS.AX - Praemium Limited	6,993.00	4,880.09			(2,993.00)	(2,088.67)	1,711.26	4,000.00	2,791.42	1,860.00
PSI.AX - Psc Insurance Group Limited			500.00	2,333.80				500.00	2,333.80	2,070.00
PTB.AX - PTB Group Limited			3,500.00	3,519.95				3,500.00	3,519.95	3,850.00
PPH.AX - Pushpay Holdings Limited	1,648.00	2,961.63						1,648.00	2,961.63	1,845.76
QAN.AX - Qantas Airways Limited	500.00	1,884.95						500.00	1,884.95	2,235.00
RCL.AX - Readcloud Limited	7,500.00	5,157.45			(7,500.00)	(5,157.45)	(3,414.90)		0.00	
RDY.AX - Readytech Holdings Limited	2,415.00	4,874.10			(1,065.00)	(2,149.45)	1,620.35	1,350.00	2,724.65	4,185.00
RUL.AX - Rpmglobal Holdings Limited	4,016.00	4,819.07			(916.00)	(1,099.17)	612.12	3,100.00	3,719.90	5,115.00

# Chuattini Family Super Fund

## Investment Movement Report

As at 30 June 2022

Investment	Opening Balance		Additions		Disposals			Closing Balance		
	Units	Cost	Units	Cost	Units	Cost	Accounting Profit/(Loss)	Units	Cost	Market Value
SZL.AX - Sezzle Inc.	763.00	5,017.24			(763.00)	(5,017.24)	1,623.80		0.00	
SIQ.AX - Smartgroup Corporation Ltd	260.00	1,548.75						260.00	1,548.75	1,588.60
S32.AX - South32 Limited	888.00	1,893.63						888.00	1,893.63	3,498.72
ST1.AX - Spirit Technology Solutions Ltd	15,000.00	5,869.95						15,000.00	5,869.95	795.00
SUL.AX - Super Retail Group Limited	468.00	5,018.19						468.00	5,018.19	3,973.32
A2M.AX - The A2 Milk Company Limited	98.00	1,430.17						98.00	1,430.17	430.22
TWE.AX - Treasury Wine Estates Limited	620.00	5,761.10			(150.00)	(1,380.75)	417.30	470.00	4,380.35	5,334.50
TYR.AX - Tyro Payments Limited			1,200.00	5,059.95				1,200.00	5,059.95	720.00
UWL.AX - Uniti Group Limited			2,500.00	8,339.90	(2,500.00)	(8,339.90)	2,390.25		0.00	
VHT.AX - Volpara Health Technologies Limited	3,521.00	4,931.75						3,521.00	4,931.75	1,478.82
SOL.AX - Washington H Soul Pattinson & Company Limited			168.00	4,828.11				168.00	4,828.11	3,954.72
WBC.AX - Westpac Banking Corporation	247.00	5,004.41			(47.00)	(952.26)	253.55	200.00	4,052.15	3,900.00

# Chuattini Family Super Fund

## Investment Movement Report

As at 30 June 2022

Investment	Opening Balance		Additions		Disposals			Closing Balance		
	Units	Cost	Units	Cost	Units	Cost	Accounting Profit/(Loss)	Units	Cost	Market Value
WSP.AX - Whispir Limited	1,901.00	6,445.16						1,901.00	6,445.16	1,425.75
XF1.AX - Xref Limited	18,867.00	5,019.71			(14,867.00)	(3,955.48)	4,004.82	4,000.00	1,064.23	1,700.00
		<b>223,699.86</b>		<b>161,975.50</b>		<b>(113,984.47)</b>	<b>26,194.90</b>		<b>271,690.89</b>	<b>175,568.38</b>
<b>Units in Listed Unit Trusts (Australian)</b>										
ASIA.AX - Betashares ASIA Technology Tigers Etf	200.00	1,935.95	200.00	2,069.95				400.00	4,005.90	3,000.00
CRYP.AX - Betashares Crypto Innovators Etf			2,088.00	7,700.45				2,088.00	7,700.45	4,656.24
NDQ.AX - Betashares Nasdaq 100 Etf	88.00	2,273.63	250.00	6,867.90				338.00	9,141.53	9,027.98
ESPO.AX - Vaneck Video Gaming And Esports Etf	353.00	4,012.38						353.00	4,012.38	3,049.92
VAF.AX - Vanguard Australian Fixed Interest Index Etf			66.00	3,148.21				66.00	3,148.21	2,915.88
VDHG.AX - Vanguard Diversified High Growth Index Etf			150.00	8,106.35				150.00	8,106.35	7,935.00
VAE.AX - Vanguard Ftse Asia Ex Japan Shares Index Etf			90.00	6,059.90				90.00	6,059.90	6,138.90
VGS.AX - Vanguard Msci Index International Shares Etf	42.00	3,570.21	58.00	5,624.74				100.00	9,194.95	8,861.00
		<b>11,792.17</b>		<b>39,577.50</b>					<b>51,369.67</b>	<b>45,584.92</b>

1,372,363.23

631,242.61

(539,981.36)

26,194.90

1,463,624.48

1,546,197.62

---

## Chuattini Family Super Fund

# General Ledger

As at 30 June 2022

Transaction Date	Description	Units	Debit	Credit	Balance \$
<b>Real Estate Properties (Australian - Non Residential) (77250)</b>					
8 Stradbroke Road, Newton SA, Australia (CHUA_8STR)					
01/07/2021	Opening Balance	1.00			1,140,519.60 DR
30/06/2022	Revaluation - 30/06/2022 @ \$1,325,000.000000 (Exit) - 1.000000 Units on hand		184,480.40		1,325,000.00 DR
		<b>1.00</b>	<b>184,480.40</b>		<b>1,325,000.00 DR</b>

**Total Debits: 184,480.40**

**Total Credits: 0.00**

# Minutes of a meeting of the Trustee(s)

held on 30 June 2022 at 24 Coach Road, Auldana, South Australia 5072

---

**PRESENT:**

Alvin Chua and Anna Schettini

**MINUTES:**

The following declaration is made in respect of the assets listed below for the financial year ended 30 June 2022.

<b>Property</b>	8 Stradbroke Road, Newton SA 5074
<b>Land Title Reference</b>	Volume 5873 Folio 841
<b>Registered Proprietor(s)</b>	HAC Property Pty Ltd
<b>Proportion Owned by Fund (if less than 100%)</b>	100%

The property was purchased by the Registered Proprietor(s) and is held on trust, with the Fund owning a beneficial interest in the property.

There is an encumbrance on the property, in accordance with section 67A of the Superannuation Industry (Supervision) Act 1993 (SIS Act).

The building is insured for replacement value

The valuation of the asset is at market value in accordance with the requirements of SIS Regulation 8.02B and subsection 10(1) of the SIS Act. We confirm that no event has occurred since the date of the last valuation which would cause a significant change to that valuation.

The property is rented to a related party of the Fund at current market rates and under normal commercial arrangements.

**CLOSURE:**

All resolutions for this meeting were made in accordance with the SISA and Regulations.

There being no further business the meeting then closed.

Signed as a true record –

.....

Alvin Chua

Chairperson

## Certificate of Title

**Title Reference** CT 5873/841  
**Status** CURRENT  
**Easement** NO  
**Owner Number** 70786539  
**Address for Notices** 523 LOWER NORTH EAST RD CAMPBELLTOWN, SA 5074  
**Area** 780m<sup>2</sup> (APPROXIMATE)

## Estate Type

Fee Simple

## Registered Proprietor

HAC PROPERTY PTY. LTD. (ACN: 133 610 429)  
OF 523 LOWER NORTH EAST ROAD CAMPBELLTOWN SA 5074

## Description of Land

ALLOTMENT 8 DEPOSITED PLAN 5316  
IN THE AREA NAMED NEWTON  
HUNDRED OF ADELAIDE

## Last Sale Details

**Dealing Reference** TRANSFER (T) 13557244  
**Dealing Date** 28/06/2021  
**Sale Price** \$1,127,500  
**Sale Type** FULL VALUE / CONSIDERATION AND WHOLE OF LAND

## Constraints

### Encumbrances

Dealing Type	Dealing Number	Beneficiary
MORTGAGE	13557245	BANK OF QUEENSLAND LTD. (ACN: 009 656 740)

### Stoppers

NIL

## Valuation Numbers

Valuation Number	Status	Property Location Address
1712772003	CURRENT	8 STRADBROKE ROAD, NEWTON, SA 5074

## Notations

### Dealings Affecting Title

NIL

### Notations on Plan

NIL

### Registrar-General's Notes

NIL

### Administrative Interests

NIL

## Valuation Record

Valuation Number	1712772003
Type	Site & Capital Value
Date of Valuation	01/01/2022
Status	CURRENT
Operative From	01/07/1966
Property Location	8 STRADBROKE ROAD, NEWTON, SA 5074
Local Government	CAMPBELLTOWN
Owner Names	HAC PROPERTY PTY. LTD.
Owner Number	70786539
Address for Notices	523 LOWER NORTH EAST RD CAMPBELLTOWN, SA 5074
Zone / Subzone	SB - Suburban Business\\
Water Available	Yes
Sewer Available	Yes
Land Use	2770 - Physicians And Surgeons
Description	SURGERY
Local Government Description	Commercial - Other

## Parcels

Plan/Parcel	Title Reference(s)
D5316 ALLOTMENT 8	CT 5873/841

## Values

Financial Year	Site Value	Capital Value	Notional Site Value	Notional Capital Value	Notional Type
Current	\$520,000	\$1,325,000			
Previous	\$460,000	\$1,175,000			

## Building Details



---

<b>Valuation Number</b>	1712772003
<b>Building Style</b>	Not Available
<b>Year Built</b>	2005
<b>Building Condition</b>	Very Good
<b>Wall Construction</b>	Concrete
<b>Roof Construction</b>	Steel Decking
<b>Equivalent Main Area</b>	266 sqm
<b>Number of Main Rooms</b>	11

*Note – this information is not guaranteed by the Government of South Australia*

## Certificate of Title

**Title Reference** CT 5873/841  
**Status** CURRENT  
**Easement** NO  
**Owner Number** 70786539  
**Address for Notices** 523 LOWER NORTH EAST RD CAMPBELLTOWN, SA 5074  
**Area** 780m<sup>2</sup> (APPROXIMATE)

## Estate Type

Fee Simple

## Registered Proprietor

HAC PROPERTY PTY. LTD. (ACN: 133 610 429)  
OF 523 LOWER NORTH EAST ROAD CAMPBELLTOWN SA 5074

## Description of Land

ALLOTMENT 8 DEPOSITED PLAN 5316  
IN THE AREA NAMED NEWTON  
HUNDRED OF ADELAIDE

## Last Sale Details

**Dealing Reference** TRANSFER (T) 13557244  
**Dealing Date** 28/06/2021  
**Sale Price** \$1,127,500  
**Sale Type** FULL VALUE / CONSIDERATION AND WHOLE OF LAND

## Constraints

### Encumbrances

Dealing Type	Dealing Number	Beneficiary
MORTGAGE	13557245	BANK OF QUEENSLAND LTD. (ACN: 009 656 740)

### Stoppers

NIL

## Valuation Numbers

Valuation Number	Status	Property Location Address
1712772003	CURRENT	8 STRADBROKE ROAD, NEWTON, SA 5074

## Notations

### Dealings Affecting Title

NIL

### Notations on Plan

NIL

### Registrar-General's Notes

NIL

### Administrative Interests

NIL

## Valuation Record

Valuation Number	1712772003
Type	Site & Capital Value
Date of Valuation	01/01/2022
Status	CURRENT
Operative From	01/07/1966
Property Location	8 STRADBROKE ROAD, NEWTON, SA 5074
Local Government	CAMPBELLTOWN
Owner Names	HAC PROPERTY PTY. LTD.
Owner Number	70786539
Address for Notices	523 LOWER NORTH EAST RD CAMPBELLTOWN, SA 5074
Zone / Subzone	SB - Suburban Business\\
Water Available	Yes
Sewer Available	Yes
Land Use	2770 - Physicians And Surgeons
Description	SURGERY
Local Government Description	Commercial - Other

## Parcels

Plan/Parcel	Title Reference(s)
D5316 ALLOTMENT 8	CT 5873/841

## Values

Financial Year	Site Value	Capital Value	Notional Site Value	Notional Capital Value	Notional Type
Current	\$520,000	\$1,325,000			
Previous	\$460,000	\$1,175,000			

## Building Details

---

<b>Valuation Number</b>	1712772003
<b>Building Style</b>	Not Available
<b>Year Built</b>	2005
<b>Building Condition</b>	Very Good
<b>Wall Construction</b>	Concrete
<b>Roof Construction</b>	Steel Decking
<b>Equivalent Main Area</b>	266 sqm
<b>Number of Main Rooms</b>	11

*Note – this information is not guaranteed by the Government of South Australia*

## 77600 - Shares in Listed Companies (Australian)

2022 Financial Year

Preparer Kelly Fu

Reviewer Kelly Fu

Status Completed

Account Code	Description	CY Units	CY Balance	LY Units	LY Balance	Change
3DP.AX	Pointerra Limited	16017.000000	\$3,844.08	10017.000000	\$4,908.33	(21.68)%
4DX.AX	4dmedical Limited	4000.000000	\$2,360.00			100%
5GN.AX	5g Networks Limited	0.000000		888.000000	\$754.80	100%
A2M.AX	The A2 Milk Company Limited	98.000000	\$430.22	98.000000	\$588.00	(26.83)%
ABB.AX	Aussie Broadband Limited	1500.000000	\$4,965.00	2538.000000	\$7,487.10	(33.69)%
ACL.AX	Australian Clinical Labs Limited	0.000000				0%
ADH.AX	Adairs Limited	1500.000000	\$2,865.00			100%
AEF.AX	Australian Ethical Investment Limited	1400.000000	\$6,524.00	1153.000000	\$9,731.32	(32.96)%
ALC.AX	Alcidion Group Limited	12500.000000	\$1,375.00			100%
AMS.AX	Atomos Limited	0.000000		5388.000000	\$5,765.16	100%
AND.AX	Ansarada Group Limited	1500.000000	\$2,422.50			100%
ASH.AX	Ashley Services Group Limited	5000.000000	\$3,300.00			100%
AX1.AX	Accent Group Limited	2400.000000	\$2,976.00	2400.000000	\$6,696.00	(55.56)%
BBT.AX	Bluebet Holdings Ltd	0.000000				0%

Account Code	Description	CY Units	CY Balance	LY Units	LY Balance	Change
BEN.AX	Bendigo And Adelaide Bank Limited	500.000000	\$4,535.00			100%
BET.AX	Betmakers Technology Group Ltd	0.000000		7352.000000	\$7,866.64	100%
BKW.AX	Brickworks Limited	200.000000	\$3,708.00			100%
BTH.AX	Bigtincan Holdings Limited	6128.000000	\$3,064.00	6128.000000	\$6,955.28	(55.95)%
BTI.AX	Bailador Technology Investments Limited	4000.000000	\$5,780.00	4000.000000	\$5,320.00	8.65%
BUB.AX	Bubs Australia Limited	6888.000000	\$4,167.24			100%
CAT.AX	Catapult Group International Ltd	2283.000000	\$1,883.48	2283.000000	\$4,566.00	(58.75)%
CBR.AX	Carbon Revolution Limited	3176.000000	\$936.92	1288.000000	\$1,429.68	(34.47)%
CSX.AX	Cleanspace Holdings Limited	0.000000		796.000000	\$1,225.84	100%
DGL.AX	DGL Group Limited	1500.000000	\$4,140.00			100%
DMP.AX	Domino's Pizza Enterprises Limited	50.000000	\$3,400.00			100%
DTC.AX	Damstra Holdings Limited	0.000000		3590.000000	\$2,979.70	100%
DUB.AX	Dubber Corporation Limited	1500.000000	\$967.50	4074.000000	\$12,588.66	(92.31)%
DUR.AX	Duratec Limited	12000.000000	\$4,440.00			100%
ELO.AX	Elmo Software Limited	763.000000	\$1,716.75	763.000000	\$3,250.38	(47.18)%

Account Code	Description	CY Units	CY Balance	LY Units	LY Balance	Change
EML.AX	EML Payments Limited	1388.000000	\$1,707.24	1388.000000	\$4,830.24	(64.66)%
EOL.AX	Energy One Limited	0.000000		1211.000000	\$7,726.18	100%
EOS.AX	Electro Optic Systems Holdings Limited	1200.000000	\$1,248.00	1200.000000	\$5,172.00	(75.87)%
FCL.AX	Fineos Corporation Holdings Plc	1417.000000	\$2,097.16	1417.000000	\$5,526.30	(62.05)%
FDV.AX	Frontier Digital Ventures Limited	2000.000000	\$1,410.00			100%
GXY.AX	Galaxy Resources Limited	0.000000		1515.000000	\$5,560.05	100%
HLA.AX	Healthia Limited	2000.000000	\$2,810.00			100%
HPG.AX	Hipages Group Holdings Ltd	1776.000000	\$1,758.24			100%
HVN.AX	Harvey Norman Holdings Limited	888.000000	\$3,294.48			100%
IKE.AX	Ikegps Group Limited	2000.000000	\$1,260.00			100%
JAN.AX	Janison Education Group Limited	7700.000000	\$3,272.50	11956.000000	\$10,640.84	(69.25)%
JCS.AX	Jcurve Solutions Ltd	38888.000000	\$2,372.17			100%
JIN.AX	Jumbo Interactive Limited	0.000000		100.000000	\$1,777.00	100%
JLG.AX	Johns Lyng Group Limited	500.000000	\$2,870.00			100%
KGX.AX	Kogan.com Ltd	544.000000	\$1,512.32	244.000000	\$2,825.52	(46.48)%
LAU.AX	Lindsay Australia Limited	10000.000000	\$4,050.00			100%

Account Code	Description	CY Units	CY Balance	LY Units	LY Balance	Change
LKE.AX	Lake Resources N. I.	8000.000000	\$6,280.00			100%
M7T.AX	Mach7 Technologies Limited	4098.000000	\$2,008.02	4098.000000	\$4,364.37	(53.99)%
MDR.AX	Medadvisor Limited	0.000000		6329.000000	\$1,898.70	100%
MOC.AX	Mortgage Choice Limited	0.000000		2542.000000	\$4,956.90	100%
MP1.AX	Megaport Limited	300.000000	\$1,635.00	377.000000	\$6,948.11	(76.47)%
MSB.AX	Mesoblast Limited	0.000000		400.000000	\$792.00	100%
MVP.AX	Medical Developments International Limited	737.000000	\$1,076.02	737.000000	\$3,316.50	(67.56)%
NAN.AX	Nanosonics Limited	300.000000	\$1,008.00	300.000000	\$1,761.00	(42.76)%
NHF.AX	Nib Holdings Limited	800.000000	\$5,904.00			100%
NWL.AX	Netwealth Group Limited	400.000000	\$4,864.00			100%
NXL.AX	Nuix Limited	0.000000		500.000000	\$1,105.00	100%
PAR.AX	Paradigm Biopharmaceuticals Limited..	0.000000		1000.000000	\$2,100.00	100%
PPE.AX	Peoplein Limited	1315.000000	\$3,800.35	1315.000000	\$6,035.85	(37.04)%
PPH.AX	Pushpay Holdings Limited	1648.000000	\$1,845.76	1648.000000	\$2,727.44	(32.33)%
PPS.AX	Praemium Limited	4000.000000	\$1,860.00	6993.000000	\$7,622.37	(75.6)%
PSI.AX	Psc Insurance Group Limited	500.000000	\$2,070.00			100%
PTB.AX	PTB Group Limited	3500.000000	\$3,850.00			100%



Account Code	Description	CY Units	CY Balance	LY Units	LY Balance	Change
QAN.AX	Qantas Airways Limited	500.000000	\$2,235.00	500.000000	\$2,330.00	(4.08)%
RCL.AX	Readcloud Limited	0.000000		7500.000000	\$2,475.00	100%
RDY.AX	Readytech Holdings Limited	1350.000000	\$4,185.00	2415.000000	\$5,796.00	(27.8)%
RUL.AX	Rpmglobal Holdings Limited	3100.000000	\$5,115.00	4016.000000	\$7,148.48	(28.45)%
S32.AX	South32 Limited	888.000000	\$3,498.72	888.000000	\$2,601.84	34.47%
SIQ.AX	Smartgroup Corporation Ltd	260.000000	\$1,588.60	260.000000	\$1,918.80	(17.21)%
SOL.AX	Washington H Soul Pattinson & Company Limited	168.000000	\$3,954.72			100%
ST1.AX	Spirit Technology Solutions Ltd	15000.000000	\$795.00	15000.000000	\$3,900.00	(79.62)%
SUL.AX	Super Retail Group Limited	468.000000	\$3,973.32	468.000000	\$6,041.88	(34.24)%
SZL.AX	Sezzle Inc.	0.000000		763.000000	\$6,722.03	100%
TWE.AX	Treasury Wine Estates Limited	470.000000	\$5,334.50	620.000000	\$7,241.60	(26.34)%
TYR.AX	Tyro Payments Limited	1200.000000	\$720.00			100%
UWL.AX	Uniti Group Limited	0.000000				0%
VHT.AX	Volpara Health Technologies Limited	3521.000000	\$1,478.82	3521.000000	\$4,084.36	(63.79)%
WBC.AX	Westpac Banking Corporation	200.000000	\$3,900.00	247.000000	\$6,375.07	(38.82)%
WSP.AX	Whispir Limited	1901.000000	\$1,425.75	1901.000000	\$4,961.61	(71.26)%
XF1.AX	Xref Limited	4000.000000	\$1,700.00	18867.000000	\$5,754.44	(70.46)%

TOTAL	CY Units	CY Balance	LY Units	LY Balance
	213828.000000	\$175,568.38	154992.000000	\$237,150.37

### Supporting Documents

- Investment Movement Report [Report](#)
- 77600, 78200 - Portfolio valuation at 30.6.2022.pdf

### Standard Checklist

- Attach Balance Review Report
- Attach copies of HIN/SRN or Chess Statements, Broker Statements, Contract Notes Corporate Action documentation and any other relevant Source Documentation
- Attach Investment Movement Report
- Ensure all Investments are valued correctly at June 30
- Ensure the investment is in accordance with the Fund's investment strategy

# Chuattini Family Super Fund

## Investment Movement Report

As at 30 June 2022

Investment	Opening Balance		Additions		Disposals			Closing Balance		
	Units	Cost	Units	Cost	Units	Cost	Accounting Profit/(Loss)	Units	Cost	Market Value
<b>Bank Accounts</b>										
Bendigo Now Account 1901				38,200.42		(38,160.70)			39.72	39.72
CBA Direct Investment Account 5645		352.46		308,796.84		(309,144.70)			4.60	4.60
Delphi Bank Business Cheque 020		(4,000.86)		82,692.35		(78,691.49)			0.00	0.00
		<b>(3,648.40)</b>		<b>429,689.61</b>		<b>(425,996.89)</b>			<b>44.32</b>	<b>44.32</b>
<b>Real Estate Properties (Australian - Non Residential)</b>										
CHUA_8STR - 8 Stradbroke Road, Newton SA, Australia	1.00	1,140,519.60						1.00	1,140,519.60	1,325,000.00
		<b>1,140,519.60</b>							<b>1,140,519.60</b>	<b>1,325,000.00</b>
<b>Shares in Listed Companies (Australian)</b>										
4DX.AX - 4dmedical Limited			4,000.00	4,619.95				4,000.00	4,619.95	2,360.00
5GN.AX - 5g Networks Limited	888.00	1,644.99			(888.00)	(1,644.99)	(833.59)		0.00	
AX1.AX - Accent Group Limited	2,400.00	5,107.95						2,400.00	5,107.95	2,976.00
ADH.AX - Adairs Limited			1,500.00	4,309.95				1,500.00	4,309.95	2,865.00
ALC.AX - Alcidion Group Limited			12,500.00	4,894.95				12,500.00	4,894.95	1,375.00

# Chuattini Family Super Fund

## Investment Movement Report

As at 30 June 2022

Investment	Opening Balance		Additions		Disposals			Closing Balance		
	Units	Cost	Units	Cost	Units	Cost	Accounting Profit/(Loss)	Units	Cost	Market Value
AND.AX - Ansarada Group Limited			1,500.00	3,664.95				1,500.00	3,664.95	2,422.50
ASH.AX - Ashley Services Group Limited			5,000.00	3,519.95				5,000.00	3,519.95	3,300.00
AMS.AX - Atomos Limited	5,388.00	5,569.59			(5,388.00)	(5,569.59)	(847.57)		0.00	
ABB.AX - Aussie Broadband Limited	2,538.00	4,969.05	1,500.00	6,759.90	(2,538.00)	(4,969.05)	5,798.94	1,500.00	6,759.90	4,965.00
ACL.AX - Australian Clinical Labs Limited			2,000.00	9,469.90	(2,000.00)	(9,469.90)	910.20		0.00	
AEF.AX - Australian Ethical Investment Limited	1,153.00	5,934.84	800.00	4,243.95	(553.00)	(2,846.45)	2,147.53	1,400.00	7,332.34	6,524.00
BTI.AX - Bailador Technology Investments Limited	4,000.00	5,019.95						4,000.00	5,019.95	5,780.00
BEN.AX - Bendigo And Adelaide Bank Limited			500.00	4,799.95				500.00	4,799.95	4,535.00
BET.AX - Betmakers Technology Group Ltd	7,352.00	4,909.03			(7,352.00)	(4,909.03)	3,526.08		0.00	
BTH.AX - Bigtincan Holdings Limited	6,128.00	7,628.33						6,128.00	7,628.33	3,064.00
BBT.AX - Bluebet Holdings Ltd			2,288.00	4,929.72	(2,288.00)	(4,929.72)	(1,517.67)		0.00	
BKW.AX - Brickworks Limited			200.00	4,995.95				200.00	4,995.95	3,708.00

# Chuattini Family Super Fund

## Investment Movement Report

As at 30 June 2022

Investment	Opening Balance		Additions		Disposals			Closing Balance		
	Units	Cost	Units	Cost	Units	Cost	Accounting Profit/(Loss)	Units	Cost	Market Value
BUB.AX - Bubs Australia Limited			6,888.00	4,290.51				6,888.00	4,290.51	4,167.24
CBR.AX - Carbon Revolution Limited	1,288.00	3,858.19	1,888.00	1,568.11				3,176.00	5,426.30	936.92
CAT.AX - Catapult Group International Ltd	2,283.00	4,560.24						2,283.00	4,560.24	1,883.48
CSX.AX - Cleanspace Holdings Limited	796.00	5,098.43			(796.00)	(5,098.43)	(3,956.22)		0.00	
DTC.AX - Damstra Holdings Limited	3,590.00	6,379.10			(3,590.00)	(6,379.10)	(4,155.30)		0.00	
DGL.AX - DGL Group Limited			1,500.00	4,099.95				1,500.00	4,099.95	4,140.00
DMP.AX - Domino's Pizza Enterprises Limited			50.00	3,423.95				50.00	3,423.95	3,400.00
DUB.AX - Dubber Corporation Limited	4,074.00	6,476.82			(2,574.00)	(4,097.12)	5,259.78	1,500.00	2,379.70	967.50
DUR.AX - Duratec Limited			12,000.00	4,279.95				12,000.00	4,279.95	4,440.00
EOS.AX - Electro Optic Systems Holdings Limited	1,200.00	5,311.95						1,200.00	5,311.95	1,248.00
ELO.AX - Elmo Software Limited	763.00	4,865.00						763.00	4,865.00	1,716.75
EML.AX - EML Payments Limited	1,388.00	5,267.74						1,388.00	5,267.74	1,707.24

# Chuattini Family Super Fund

## Investment Movement Report

As at 30 June 2022

Investment	Opening Balance		Additions		Disposals			Closing Balance		
	Units	Cost	Units	Cost	Units	Cost	Accounting Profit/(Loss)	Units	Cost	Market Value
EOL.AX - Energy One Limited	1,211.00	5,709.35			(1,211.00)	(5,709.35)	1,592.97		0.00	
FCL.AX - Fineos Corporation Holdings Plc	1,417.00	5,503.98						1,417.00	5,503.98	2,097.16
FDV.AX - Frontier Digital Ventures Limited			2,000.00	2,979.95				2,000.00	2,979.95	1,410.00
GXY.AX - Galaxy Resources Limited	1,515.00	3,019.65			(1,515.00)	(3,019.65)	4,900.65		0.00	
HVN.AX - Harvey Norman Holdings Limited			888.00	5,063.79				888.00	5,063.79	3,294.48
HLA.AX - Healthia Limited			2,000.00	3,999.95				2,000.00	3,999.95	2,810.00
HPG.AX - Hipages Group Holdings Ltd			1,776.00	5,509.98				1,776.00	5,509.98	1,758.24
IKE.AX - Ikegps Group Limited			2,000.00	1,579.95				2,000.00	1,579.95	1,260.00
JAN.AX - Janison Education Group Limited	11,956.00	5,519.71	7,700.00	8,544.90	(11,956.00)	(5,519.71)	7,012.13	7,700.00	8,544.90	3,272.50
JCS.AX - Jcurve Solutions Ltd			38,888.00	2,353.23				38,888.00	2,353.23	2,372.17
JLG.AX - Johns Lyng Group Limited			500.00	2,779.95				500.00	2,779.95	2,870.00
JIN.AX - Jumbo Interactive Limited	100.00	1,507.95			(100.00)	(1,507.95)	33.10		0.00	

# Chuattini Family Super Fund

## Investment Movement Report

As at 30 June 2022

Investment	Opening Balance		Additions		Disposals			Closing Balance		
	Units	Cost	Units	Cost	Units	Cost	Accounting Profit/(Loss)	Units	Cost	Market Value
KGN.AX - Kogan.com Ltd	244.00	5,017.07	300.00	2,143.95				544.00	7,161.02	1,512.32
LKE.AX - Lake Resources N.I.			10,500.00	12,684.80	(2,500.00)	(2,344.95)	1,560.10	8,000.00	10,339.85	6,280.00
LAU.AX - Lindsay Australia Limited			10,000.00	4,319.95				10,000.00	4,319.95	4,050.00
M7T.AX - Mach7 Technologies Limited	4,098.00	5,162.94						4,098.00	5,162.94	2,008.02
MDR.AX - Medadvisor Limited	6,329.00	2,519.91			(6,329.00)	(2,519.91)	(1,020.90)		0.00	
MVP.AX - Medical Developments International Limited	737.00	4,869.41						737.00	4,869.41	1,076.02
MP1.AX - Megaport Limited	377.00	5,278.63			(77.00)	(1,171.90)	79.42	300.00	4,106.73	1,635.00
MSB.AX - Mesoblast Limited	400.00	1,219.95			(400.00)	(1,219.95)	(617.95)		0.00	
MOC.AX - Mortgage Choice Limited	2,542.00	3,197.45			(2,542.00)	(3,197.45)	1,759.45		0.00	
NAN.AX - Nanosonics Limited	300.00	1,783.95						300.00	1,783.95	1,008.00
NWL.AX - Netwealth Group Limited			400.00	4,797.90				400.00	4,797.90	4,864.00
NHF.AX - Nib Holdings Limited			800.00	5,083.95				800.00	5,083.95	5,904.00

# Chuattini Family Super Fund

## Investment Movement Report

As at 30 June 2022

Investment	Opening Balance		Additions		Disposals			Closing Balance		
	Units	Cost	Units	Cost	Units	Cost	Accounting Profit/(Loss)	Units	Cost	Market Value
NXL.AX - Nuix Limited	500.00	4,929.95			(500.00)	(4,929.95)	(3,799.90)		0.00	
PAR.AX - Paradigm Biopharmaceuticals Limited..	1,000.00	2,789.95			(1,000.00)	(2,789.95)	(854.90)		0.00	
PPE.AX - Peoplein Limited	1,315.00	5,016.95						1,315.00	5,016.95	3,800.35
3DP.AX - Pointerra Limited	10,017.00	5,534.51	6,000.00	2,179.95				16,017.00	7,714.46	3,844.08
PPS.AX - Praemium Limited	6,993.00	4,880.09			(2,993.00)	(2,088.67)	1,711.26	4,000.00	2,791.42	1,860.00
PSI.AX - Psc Insurance Group Limited			500.00	2,333.80				500.00	2,333.80	2,070.00
PTB.AX - PTB Group Limited			3,500.00	3,519.95				3,500.00	3,519.95	3,850.00
PPH.AX - Pushpay Holdings Limited	1,648.00	2,961.63						1,648.00	2,961.63	1,845.76
QAN.AX - Qantas Airways Limited	500.00	1,884.95						500.00	1,884.95	2,235.00
RCL.AX - Readcloud Limited	7,500.00	5,157.45			(7,500.00)	(5,157.45)	(3,414.90)		0.00	
RDY.AX - Readytech Holdings Limited	2,415.00	4,874.10			(1,065.00)	(2,149.45)	1,620.35	1,350.00	2,724.65	4,185.00
RUL.AX - Rpmglobal Holdings Limited	4,016.00	4,819.07			(916.00)	(1,099.17)	612.12	3,100.00	3,719.90	5,115.00



# Chuattini Family Super Fund

## Investment Movement Report

As at 30 June 2022

Investment	Opening Balance		Additions		Disposals			Closing Balance		
	Units	Cost	Units	Cost	Units	Cost	Accounting Profit/(Loss)	Units	Cost	Market Value
SZL.AX - Sezzle Inc.	763.00	5,017.24			(763.00)	(5,017.24)	1,623.80		0.00	
SIQ.AX - Smartgroup Corporation Ltd	260.00	1,548.75						260.00	1,548.75	1,588.60
S32.AX - South32 Limited	888.00	1,893.63						888.00	1,893.63	3,498.72
ST1.AX - Spirit Technology Solutions Ltd	15,000.00	5,869.95						15,000.00	5,869.95	795.00
SUL.AX - Super Retail Group Limited	468.00	5,018.19						468.00	5,018.19	3,973.32
A2M.AX - The A2 Milk Company Limited	98.00	1,430.17						98.00	1,430.17	430.22
TWE.AX - Treasury Wine Estates Limited	620.00	5,761.10			(150.00)	(1,380.75)	417.30	470.00	4,380.35	5,334.50
TYR.AX - Tyro Payments Limited			1,200.00	5,059.95				1,200.00	5,059.95	720.00
UWL.AX - Uniti Group Limited			2,500.00	8,339.90	(2,500.00)	(8,339.90)	2,390.25		0.00	
VHT.AX - Volpara Health Technologies Limited	3,521.00	4,931.75						3,521.00	4,931.75	1,478.82
SOL.AX - Washington H Soul Pattinson & Company Limited			168.00	4,828.11				168.00	4,828.11	3,954.72
WBC.AX - Westpac Banking Corporation	247.00	5,004.41			(47.00)	(952.26)	253.55	200.00	4,052.15	3,900.00

# Chuattini Family Super Fund

## Investment Movement Report

As at 30 June 2022

Investment	Opening Balance		Additions		Disposals			Closing Balance		
	Units	Cost	Units	Cost	Units	Cost	Accounting Profit/(Loss)	Units	Cost	Market Value
WSP.AX - Whispir Limited	1,901.00	6,445.16						1,901.00	6,445.16	1,425.75
XF1.AX - Xref Limited	18,867.00	5,019.71			(14,867.00)	(3,955.48)	4,004.82	4,000.00	1,064.23	1,700.00
		<b>223,699.86</b>		<b>161,975.50</b>		<b>(113,984.47)</b>	<b>26,194.90</b>		<b>271,690.89</b>	<b>175,568.38</b>
<b>Units in Listed Unit Trusts (Australian)</b>										
ASIA.AX - Betashares ASIA Technology Tigers Etf	200.00	1,935.95	200.00	2,069.95				400.00	4,005.90	3,000.00
CRYP.AX - Betashares Crypto Innovators Etf			2,088.00	7,700.45				2,088.00	7,700.45	4,656.24
NDQ.AX - Betashares Nasdaq 100 Etf	88.00	2,273.63	250.00	6,867.90				338.00	9,141.53	9,027.98
ESPO.AX - Vaneck Video Gaming And Esports Etf	353.00	4,012.38						353.00	4,012.38	3,049.92
VAF.AX - Vanguard Australian Fixed Interest Index Etf			66.00	3,148.21				66.00	3,148.21	2,915.88
VDHG.AX - Vanguard Diversified High Growth Index Etf			150.00	8,106.35				150.00	8,106.35	7,935.00
VAE.AX - Vanguard Ftse Asia Ex Japan Shares Index Etf			90.00	6,059.90				90.00	6,059.90	6,138.90
VGS.AX - Vanguard Msci Index International Shares Etf	42.00	3,570.21	58.00	5,624.74				100.00	9,194.95	8,861.00
		<b>11,792.17</b>		<b>39,577.50</b>					<b>51,369.67</b>	<b>45,584.92</b>

1,372,363.23

631,242.61

(539,981.36)

26,194.90

1,463,624.48

1,546,197.62

---

# Portfolio Valuation



30 JUNE 2022

SHARES - 3823641 - HIN 97430721

DR ALVIN KIAN CHUNG CHUA + DR ANNA TANIA-ADA SCHETTINI <CHUATTINI FAM SF A/C>

Portfolio	Units	Unit Price	Portfolio Value	% of Portfolio
3DP - POINTERRA LIMITED FPO (ORDINARY FULLY PAID)	16,017	\$0.2400	\$3,844.08	1.74%
4DX - 4DMEDICAL LIMITED FPO (ORDINARY FULLY PAID)	4,000	\$0.5900	\$2,360.00	1.07%
A2M - THE A2 MILK COMPANY FPO NZ (ORDINARY FULLY PAID)	98	\$4.3900	\$430.22	0.19%
ABB - AUSSIE BROADBAND FPO (ORDINARY FULLY PAID)	1,500	\$3.3100	\$4,965.00	2.25%
ADH - ADAIRS LIMITED FPO (ORDINARY FULLY PAID)	1,500	\$1.9100	\$2,865.00	1.30%
AEF - AUSTRALIAN ETHICAL FPO (ORDINARY FULLY PAID)	1,400	\$4.6600	\$6,524.00	2.95%
ALC - ALCIDION GROUP LTD FPO (ORDINARY FULLY PAID)	12,500	\$0.1100	\$1,375.00	0.62%
AND - ANSARADA GROUP LTD FPO (ORDINARY FULLY PAID)	1,500	\$1.6150	\$2,422.50	1.10%
ASH - ASHLEY SERVICES GRP FPO (ORDINARY FULLY PAID)	5,000	\$0.6600	\$3,300.00	1.49%
ASIA - BETA ASIATECH TIGERS ETF UNITS (BETASHARES ASIA TECHNOLOGY TIGERS ETF)	400	\$7.5000	\$3,000.00	1.36%
AX1 - ACCENT GROUP LTD FPO (ORDINARY FULLY PAID)	2,400	\$1.2400	\$2,976.00	1.35%
BEN - BENDIGO AND ADELAIDE FPO (ORDINARY FULLY PAID)	500	\$9.0700	\$4,535.00	2.05%
BKW - BRICKWORKS LIMITED FPO (ORDINARY FULLY PAID)	200	\$18.5400	\$3,708.00	1.68%
BTH - BIGTINCAN HLDGS LTD FPO (ORDINARY FULLY PAID)	6,128	\$0.5000	\$3,064.00	1.39%
BTI - BAILADOR TECH INV FPO (ORDINARY FULLY PAID)	4,000	\$1.4450	\$5,780.00	2.61%
BUB - BUBS AUST LTD FPO (ORDINARY FULLY PAID)	6,888	\$0.6050	\$4,167.24	1.88%
CAT - CATAPULT GRP INT LTD FPO (ORDINARY FULLY PAID)	2,283	\$0.8250	\$1,883.48	0.85%
CBR - CARBON REVOLUTION FPO (ORDINARY FULLY PAID)	3,176	\$0.2950	\$936.92	0.42%
CRYP - BETACRYPTOINNOVETF ETF UNITS (BETASHARES CRYPTO INNOVATORS ETF)	2,088	\$2.2300	\$4,656.24	2.11%
DGL - DGL GROUP LIMITED FPO (ORDINARY FULLY PAID)	1,500	\$2.7600	\$4,140.00	1.87%
DMP - DOMINO PIZZA ENTERPR FPO (ORDINARY FULLY PAID)	50	\$68.0000	\$3,400.00	1.54%
DUB - DUBBER CORP LTD FPO (ORDINARY FULLY PAID)	1,500	\$0.6450	\$967.50	0.44%
DUR - DURATEC FPO (ORDINARY FULLY PAID)	12,000	\$0.3700	\$4,440.00	2.01%
ELO - ELMO SOFTWARE FPO (ORDINARY FULLY PAID)	763	\$2.2500	\$1,716.75	0.78%
EML - EML PAYMENTS LTD FPO (ORDINARY FULLY PAID)	1,388	\$1.2300	\$1,707.24	0.77%
EOS - ELECTRO OPTIC SYS. FPO (ORDINARY FULLY PAID)	1,200	\$1.0400	\$1,248.00	0.56%
ESPO - VANECK VIDEO GAMING ETF UNITS (VANECK VIDEO GAMING AND ESPORTS ETF)	353	\$8.6400	\$3,049.92	1.38%
FCL - FINEOS CORP HOLD PLC CDI 1:1 (CHESS DEPOSITARY INTERESTS 1:1)	1,417	\$1.4800	\$2,097.16	0.95%
FDV - FRONTIER DIGITAL LTD FPO (ORDINARY FULLY PAID)	2,000	\$0.7050	\$1,410.00	0.64%
HLA - HEALTHIA LIMITED FPO (ORDINARY FULLY PAID)	2,000	\$1.4050	\$2,810.00	1.27%
HPG - HIPAGES GROUP FPO (ORDINARY FULLY PAID)	1,776	\$0.9900	\$1,758.24	0.80%
HVN - HARVEY NORMAN FPO (ORDINARY FULLY PAID)	888	\$3.7100	\$3,294.48	1.49%
IKE - IKEGPS GROUP LTD FPO NZX (ORDINARY FULLY PAID FOREIGN EXEMPT NZX)	2,000	\$0.6300	\$1,260.00	0.57%
JAN - JANISON EDU GROUP FPO (ORDINARY FULLY PAID)	7,700	\$0.4250	\$3,272.50	1.48%

# Portfolio Valuation



30 JUNE 2022

Portfolio	Units	Unit Price	Portfolio Value	% of Portfolio
JCS - JCURVE SOLUTIONS FPO (ORDINARY FULLY PAID)	38,888	\$0.0610	\$2,372.17	1.07%
JLG - JOHNS LYNG GROUP FPO (ORDINARY FULLY PAID)	500	\$5.7400	\$2,870.00	1.30%
KGN - KOGAN.COM LTD FPO (ORDINARY FULLY PAID)	544	\$2.7800	\$1,512.32	0.68%
LAU - LINDSAY AUSTRALIA FPO (ORDINARY FULLY PAID)	10,000	\$0.4050	\$4,050.00	1.83%
LKE - LAKE RESOURCES FPO (ORDINARY FULLY PAID)	8,000	\$0.7850	\$6,280.00	2.84%
M7T - MACH7 TECH LIMITED FPO (ORDINARY FULLY PAID)	4,098	\$0.4900	\$2,008.02	0.91%
MP1 - MEGAPORT LIMITED FPO (ORDINARY FULLY PAID)	300	\$5.4500	\$1,635.00	0.74%
MVP - MEDICAL DEVELOPMENTS FPO (ORDINARY FULLY PAID)	737	\$1.4600	\$1,076.02	0.49%
NAN - NANOSONICS LIMITED FPO (ORDINARY FULLY PAID)	300	\$3.3600	\$1,008.00	0.46%
NDQ - BETASHARES NASDAQ 100 ETF UNITS (BETASHARES NASDAQ 100 ETF)	338	\$26.7100	\$9,027.98	4.08%
NHF - NIB HOLDINGS LIMITED FPO (ORDINARY FULLY PAID)	800	\$7.3800	\$5,904.00	2.67%
NWL - NETWEALTH GROUP FPO (ORDINARY FULLY PAID)	400	\$12.1600	\$4,864.00	2.20%
PPE - PEOPLEIN LIMITED FPO (ORDINARY FULLY PAID)	1,315	\$2.8900	\$3,800.35	1.72%
PPH - PUSHPAY HOLDINGS LTD FPO NZX (ORDINARY FULLY PAID FOREIGN EXEMPT NZX)	1,648	\$1.1200	\$1,845.76	0.83%
PPS - PRAEMIUM LIMITED FPO (ORDINARY FULLY PAID)	4,000	\$0.4650	\$1,860.00	0.84%
PSI - PSC INSURANCE LTD FPO (ORDINARY FULLY PAID)	500	\$4.1400	\$2,070.00	0.94%
PTB - PTB GROUP LIMITED FPO (ORDINARY FULLY PAID)	3,500	\$1.1000	\$3,850.00	1.74%
QAN - QANTAS AIRWAYS FPO (ORDINARY FULLY PAID)	500	\$4.4700	\$2,235.00	1.01%
RDY - READYTECH HOLDINGS FPO (ORDINARY FULLY PAID)	1,350	\$3.1000	\$4,185.00	1.89%
RUL - RPMGLOBAL HLDGS LTD FPO (ORDINARY FULLY PAID)	3,100	\$1.6500	\$5,115.00	2.31%
S32 - SOUTH32 LIMITED FPO (ORDINARY FULLY PAID)	888	\$3.9400	\$3,498.72	1.58%
SIQ - SMARTGRP CORPORATION FPO (ORDINARY FULLY PAID)	260	\$6.1100	\$1,588.60	0.72%
SOL - SOUL PATTINSON (W.H) FPO (ORDINARY FULLY PAID)	168	\$23.5400	\$3,954.72	1.79%
ST1 - SPIRIT TECHNOLOGY FPO (ORDINARY FULLY PAID)	15,000	\$0.0530	\$795.00	0.36%
SUL - SUPER RET REP LTD FPO (ORDINARY FULLY PAID)	468	\$8.4900	\$3,973.32	1.80%
TWE - TREASURY WINE ESTATE FPO (ORDINARY FULLY PAID)	470	\$11.3500	\$5,334.50	2.41%
TYR - TYRO PAYMENTS FPO (ORDINARY FULLY PAID)	1,200	\$0.6000	\$720.00	0.33%
VAE - VGD FTSE ASIA EX JPN ETF UNITS (VANGUARD FTSE ASIA EX JAPAN SHARES INDEX ETF)	90	\$68.2100	\$6,138.90	2.78%
VAF - VNGD AUS FI ETF UNITS (VANGUARD AUSTRALIAN FIXED INTEREST INDEX ETF)	66	\$44.1800	\$2,915.88	1.32%
VDHG - VNGD DIV HIGH GROWTH ETF UNITS (VANGUARD DIVERSIFIED HIGH GROWTH INDEX ETF)	150	\$52.9000	\$7,935.00	3.59%
VGS - VNGD INTL SHARES ETF UNITS (VANGUARD MSCI INDEX INTERNATIONAL SHARES ETF)	100	\$88.6100	\$8,861.00	4.01%
VHT - VOLPARA HEALTH TECH FPO NZ (ORDINARY FULLY PAID)	3,521	\$0.4200	\$1,478.82	0.67%
WBC - WESTPAC BANKING CORP FPO (ORDINARY FULLY PAID)	200	\$19.5000	\$3,900.00	1.76%
WSP - WHISPIR LIMITED FPO (ORDINARY FULLY PAID)	1,901	\$0.7500	\$1,425.75	0.64%
XF1 - XREF LIMITED FPO NZ (ORDINARY FULLY PAID)	4,000	\$0.4250	\$1,700.00	0.77%
<b>Sub Total</b>			<b>\$221,153.29</b>	<b>100.00%</b>

# 78200 - Units in Listed Unit Trusts (Australian)

2022 Financial Year

Preparer Kelly Fu

Reviewer Kelly Fu

Status Completed

Account Code	Description	CY Units	CY Balance	LY Units	LY Balance	Change
ASIA.AX	Betashares ASIA Technology Tigers Etf	400.000000	\$3,000.00	200.000000	\$2,408.00	24.58%
CRYP.AX	Betashares Crypto Innovators Etf	2088.000000	\$4,656.24			100%
ESPO.AX	Vaneck Video Gaming And Esports Etf	353.000000	\$3,049.92	353.000000	\$4,154.81	(26.59)%
NDQ.AX	Betashares Nasdaq 100 Etf	338.000000	\$9,027.98	88.000000	\$2,825.68	219.5%
VAE.AX	Vanguard Ftse Asia Ex Japan Shares Index Etf	90.000000	\$6,138.90			100%
VAF.AX	Vanguard Australian Fixed Interest Index Etf	66.000000	\$2,915.88			100%
VDHG.AX	Vanguard Diversified High Growth Index Etf	150.000000	\$7,935.00			100%
VGS.AX	Vanguard Msci Index International Shares Etf	100.000000	\$8,861.00	42.000000	\$4,070.64	117.68%
	<b>TOTAL</b>	<b>CY Units</b>	<b>CY Balance</b>	<b>LY Units</b>	<b>LY Balance</b>	
		3585.000000	\$45,584.92	683.000000	\$13,459.13	

## Supporting Documents

No supporting documents

## Standard Checklist

- ☑ Attach copies of Statements and Source Documentation
- ☑ Attach Investment Movement Report
- ☑ Ensure all Investments are valued correctly at June 30
- ☑ Ensure the investment is in accordance with the Fund's investment strategy
- ☑ Ensure the investment is in accordance with the SIS Act

# 84000 - GST Payable/Refundable

2022 Financial Year

Preparer Kelly Fu

Reviewer Kelly Fu

Status Completed

Account Code	Description	CY Balance	LY Balance	Change
84000	GST Payable/Refundable	\$8,730.04		100%
<b>TOTAL</b>		<b>CY Balance</b>	<b>LY Balance</b>	
		\$8,730.04		

## Supporting Documents

- Activity Preparation Report - Detailed [Report](#)
- General Ledger [Report](#)
- 84000 - ATO ICA running balance 2022.pdf
- 84000 - ATO BAS x4 lodged 2022.pdf

## Standard Checklist

- Attach copy of Activity Preparation Report
- Attach copy of Activity Preparation Report - Detailed
- Confirm Transactions in ATO Portal



## Chuattini Family Super Fund

# Detailed Activity Statement Preparation

For The Period 01 July 2021 - 30 June 2022

Description	Reference	Gross(Inc GST)	GST Rate	GST
<b>Income</b>				
<b>Sales</b>				
<b>Property Income</b>				
8 Stradbroke Road, Newton SA, Australia				
29/07/2021	Direct Credit HANRent HAN 106600 28JUL21	3,500.00	100%	318.18
02/08/2021	Direct Credit HAN to Chuattini HAN 106600	2,000.00	100%	181.82
09/08/2021	Direct Credit HAN to Chuattini HAN 106600	2,000.00	100%	181.82
16/08/2021	Direct Credit HAN to Chuattini HAN 106600	2,000.00	100%	181.82
Value Da				
23/08/2021	Direct Credit HAN to Chuattini HAN 106600	2,000.00	100%	181.82
30/08/2021	Direct Credit HAN to Chuattini HAN 106600	2,000.00	100%	181.82
06/09/2021	Direct Credit HAN to Chuattini HAN 106600	2,000.00	100%	181.82
13/09/2021	Direct Credit HAN to Chuattini HAN 106600	2,000.00	100%	181.82
20/09/2021	Direct Credit HAN to Chuattini HAN 106600	2,000.00	100%	181.82
Value Da				
27/09/2021	Direct Credit HAN to Chuattini HAN 106600	2,000.00	100%	181.82
04/10/2021	Direct Credit HAN to Chuattini HAN 106600	2,000.00	100%	181.82
11/10/2021	Direct Credit HAN to Chuattini HAN 106600	2,000.00	100%	181.82
18/10/2021	Direct Credit HAN to Chuattini HAN 106600	2,000.00	100%	181.82
25/10/2021	Direct Credit HAN to Chuattini HAN 106600	2,000.00	100%	181.82
01/11/2021	Direct Credit HAN to Chuattini HAN 106600	2,000.00	100%	181.82
08/11/2021	Value Date Direct Credit HAN to Chuattini HAN 1066	2,000.00	100%	181.82
08/11/2021	Direct Credit to Chuattini SMS ALVIN CHUA 068523	2,300.00	100%	209.09
15/11/2021	Direct Credit HAN to Chuattini HAN 106600	2,000.00	100%	181.82
22/11/2021	Direct Credit HAN to Chuattini HAN 106600	2,000.00	100%	181.82
29/11/2021	Direct Credit HAN to Chuattini HAN 106600	2,000.00	100%	181.82
06/12/2021	Direct Credit HAN to Chuattini HAN 106600	2,000.00	100%	181.82
13/12/2021	Direct Credit HAN to Chuattini HAN 106600	2,000.00	100%	181.82
20/12/2021	Direct Credit HAN to Chuattini HAN 106600	2,000.00	100%	181.82
30/12/2021	Direct Credit HAN to Chuattini HAN 106600	2,000.00	100%	181.82
29DEC21				
05/01/2022	Direct Credit HAN to Chuattini HAN 106600	2,000.00	100%	181.82
4JAN22				
10/01/2022	Direct Credit HAN to Chuattini HAN 106600	2,000.00	100%	181.82
17/01/2022	Direct Credit HAN to Chuattini HAN 106600	2,000.00	100%	181.82
24/01/2022	Direct Credit HAN to Chuattini HAN 106600	2,000.00	100%	181.82

## Chuattini Family Super Fund

# Detailed Activity Statement Preparation

For The Period 01 July 2021 - 30 June 2022

Description	Reference	Gross(Inc GST)	GST Rate	GST
31/01/2022 Direct Credit HAN to Chuattini HAN 106600		2,000.00	100%	181.82
31/01/2022 Direct Credit HAN rent HAN 106600 28JAN22		6,000.00	100%	545.45
07/02/2022 Direct Credit HAN to Chuattini HAN 106600		2,000.00	100%	181.82
14/02/2022 Direct Credit HAN to Chuattini HAN 106600 Value Da		2,000.00	100%	181.82
21/02/2022 DIRECT CREDIT HAN to Chuattini HAN 0114649913		2,000.00	100%	181.82
28/02/2022 DIRECT CREDIT HAN to Chuattini HAN 0116222269		2,000.00	100%	181.82
07/03/2022 DIRECT CREDIT HAN to Chuattini HAN 0118058151		2,000.00	100%	181.82
14/03/2022 DIRECT CREDIT HAN to Chuattini HAN 0119590160		2,000.00	100%	181.82
18/03/2022 DIRECT CREDIT HAN to Chuattini HAN 0121020266		1,000.00	100%	90.91
25/03/2022 DIRECT CREDIT HAN to Chuattini HAN 0122605815		1,000.00	100%	90.91
01/04/2022 DIRECT CREDIT HAN to Chuattini HAN 0124447576		1,000.00	100%	90.91
08/04/2022 DIRECT CREDIT HAN to Chuattini HAN 0126019591		1,000.00	100%	90.91
19/04/2022 DIRECT CREDIT HAN to Chuattini HAN 0127799960		1,000.00	100%	90.91
22/04/2022 DIRECT CREDIT HAN to Chuattini HAN 0129145399		1,000.00	100%	90.91
29/04/2022 DIRECT CREDIT HAN to Chuattini HAN 0130935740		1,000.00	100%	90.91
06/05/2022 DIRECT CREDIT HAN to Chuattini HAN 0132658701		1,000.00	100%	90.91
13/05/2022 DIRECT CREDIT HAN to Chuattini HAN 0134244754		1,000.00	100%	90.91
20/05/2022 DIRECT CREDIT HAN to Chuattini HAN 0135846218		1,000.00	100%	90.91
27/05/2022 DIRECT CREDIT HAN to Chuattini HAN 0137400192		1,000.00	100%	90.91
03/06/2022 DIRECT CREDIT HAN to Chuattini HAN 0139127156		1,000.00	100%	90.91
10/06/2022 DIRECT CREDIT HAN to Chuattini HAN 0140688777		1,000.00	100%	90.91
17/06/2022 DIRECT CREDIT HAN to Chuattini HAN 0142286087		1,000.00	100%	90.91
24/06/2022 DIRECT CREDIT HAN to Chuattini HAN 0143891497		1,000.00	100%	90.91
29/06/2022 OSKO PAYMENT AK CHUA & OTHERS to Chuattini bendigo		2,200.00	100%	200.00
		95,000.00		8,636.43
		95,000.00		8,636.43
<b>Total Sales</b>	G1	95,000.00		
<b>Total GST collected on Sales</b>	1A			8,636.43
<b>Expenses</b>				
<b>Capital Purchases</b>				
<b>Total Capital Purchases</b>	G10	0.00		
<b>Non Capital Purchases</b>				

## Chuattini Family Super Fund

# Detailed Activity Statement Preparation

For The Period 01 July 2021 - 30 June 2022

Description	Reference	Gross(Inc GST)	GST Rate	GST
<b>Insurance</b>				
Insurance				
03/12/2021 4042XXXXXXXXX9	BPAY Payment 0002488812 Audit Shield-	370.00	75%	0.00
		<u>370.00</u>		<u>0.00</u>
		370.00		0.00
<b>Property Expenses - Insurance Premium</b>				
8 Stradbroke Road, Newton SA, Australia				
30/06/2022	Transfer To Alvin Chua and A Schettin NetBank	2,227.61	100%	202.51
30/06/2022	Transfer To Alvin Chua and A Schettin NetBank	232.93	GST Free	
		<u>2,460.54</u>		<u>202.51</u>
		2,460.54		202.51
<b>Property Expenses - Interest on Loans</b>				
8 Stradbroke Road, Newton SA, Australia				
24/12/2021	Interest Capitalised Principal Interest	3,545.83	GST Free	0.00
28/01/2022	Interest Capitalised Principal Interest	4,424.18	GST Free	0.00
28/02/2022	28/02/2022 Interest Capitalised Principal Interest	3,914.80	GST Free	0.00
28/03/2022	28/03/2022 Interest Capitalised Principal Interest	3,530.76	GST Free	0.00
28/04/2022	28/04/2022 Interest Capitalised Principal Interest	3,901.82	GST Free	0.00
27/05/2022	27/05/2022 Interest Capitalised Principal Interest	3,740.50	GST Free	0.00
28/06/2022	28/06/2022 Interest Capitalised Principal Interest	4,383.24	GST Free	0.00
		<u>27,441.13</u>		<u>0.00</u>
		27,441.13		0.00
<b>Property Expenses - Repairs Maintenance</b>				
8 Stradbroke Road, Newton SA, Australia				
22/06/2022 JLSA04210E	OSKO PAYMENT Johns Lyng Insurance	250.00	GST Free	0.00
		<u>250.00</u>		<u>0.00</u>
		250.00		0.00
<b>Shares in Listed Companies (Australian)</b>				
4dmedical Limited				
		<u>0.00</u>		<u>0.00</u>
5g Networks Limited				
		<u>0.00</u>		<u>0.00</u>

## Chuattini Family Super Fund

# Detailed Activity Statement Preparation

For The Period 01 July 2021 - 30 June 2022

Description	Reference	Gross(Inc GST)	GST Rate	GST
Adairs Limited		0.00		0.00
Alcidion Group Limited		0.00		0.00
Ansarada Group Limited		0.00		0.00
Ashley Services Group Limited		0.00		0.00
Atomos Limited		0.00		0.00
Aussie Broadband Limited		0.00		0.00
Australian Clinical Labs Limited		0.00		0.00
Australian Ethical Investment Limited		0.00		0.00
Bendigo And Adelaide Bank Limited		0.00		0.00
Betmakers Technology Group Ltd		0.00		0.00
Bluebet Holdings Ltd		0.00		0.00
Brickworks Limited		0.00		0.00
Bubs Australia Limited		0.00		0.00
Carbon Revolution Limited		0.00		0.00
Cleanspace Holdings Limited		0.00		0.00
Damstra Holdings Limited		0.00		0.00

## Chuattini Family Super Fund

# Detailed Activity Statement Preparation

For The Period 01 July 2021 - 30 June 2022

Description	Reference	Gross(Inc GST)	GST Rate	GST
DGL Group Limited		0.00		0.00
Domino's Pizza Enterprises Limited		0.00		0.00
Dubber Corporation Limited		0.00		0.00
Duratec Limited		0.00		0.00
Energy One Limited		0.00		0.00
Frontier Digital Ventures Limited		0.00		0.00
Galaxy Resources Limited		0.00		0.00
Harvey Norman Holdings Limited		0.00		0.00
Healthia Limited		0.00		0.00
Hipages Group Holdings Ltd		0.00		0.00
Ikegps Group Limited		0.00		0.00
Janison Education Group Limited		0.00		0.00
Jcurve Solutions Ltd		0.00		0.00
Johns Lyng Group Limited		0.00		0.00
Jumbo Interactive Limited		0.00		0.00
Kogan.com Ltd		0.00		0.00

## Chuattini Family Super Fund

# Detailed Activity Statement Preparation

For The Period 01 July 2021 - 30 June 2022

Description	Reference	Gross(Inc GST)	GST Rate	GST
Lake Resources N.I.		0.00		0.00
Lindsay Australia Limited		0.00		0.00
Medadvisor Limited		0.00		0.00
Megaport Limited		0.00		0.00
Mesoblast Limited		0.00		0.00
Mortgage Choice Limited		0.00		0.00
Netwealth Group Limited		0.00		0.00
Nib Holdings Limited		0.00		0.00
Paradigm Biopharmaceuticals Limited..		0.00		0.00
Pointerra Limited		0.00		0.00
Praemium Limited		0.00		0.00
Psc Insurance Group Limited		0.00		0.00
PTB Group Limited		0.00		0.00
Readcloud Limited		0.00		0.00
Readytech Holdings Limited		0.00		0.00
Rpmglobal Holdings Limited		0.00		0.00

## Chuattini Family Super Fund

# Detailed Activity Statement Preparation

For The Period 01 July 2021 - 30 June 2022

Description	Reference	Gross(Incl GST)	GST Rate	GST
Sezzle Inc.		0.00		0.00
Treasury Wine Estates Limited		0.00		0.00
Tyro Payments Limited		0.00		0.00
Uniti Group Limited		0.00		0.00
Washington H Soul Pattinson & Company Limited		0.00		0.00
Westpac Banking Corporation		0.00		0.00
Xref Limited		0.00		0.00
		0.00		0.00
<b>Units in Listed Unit Trusts (Australian)</b>				
Betashares ASIA Technology Tigers Etf		0.00		0.00
Betashares Crypto Innovators Etf		0.00		0.00
Betashares Nasdaq 100 Etf		0.00		0.00
Vanguard Australian Fixed Interest Index Etf		0.00		0.00
Vanguard Diversified High Growth Index Etf		0.00		0.00
Vanguard Ftse Asia Ex Japan Shares Index Etf		0.00		0.00
Vanguard Msci Index International Shares Etf		0.00		0.00
		0.00		0.00
<b>Total Non Capital Purchases</b>	G11	30,521.67		

Chuattini Family Super Fund

# Detailed Activity Statement Preparation

For The Period 01 July 2021 - 30 June 2022

---

Description	Reference	Gross(Inc GST)	GST Rate	GST
Total GST Paid on Purchases	1B			202.51

---

**BAS Summary**

Total Sales	G1	95,000.00	Total GST Collected on Sales	1A	8,636.43
Total Capital Purchases	G10	0.00	Total GST Paid on Purchases	1B	202.51
Total Non Capital Purchases	G11	30,521.67	GST Payable / (Refundable)		8,433.92



# Chuattini Family Super Fund

## General Ledger

As at 30 June 2022

Transaction Date	Description	Units	Debit	Credit	Balance \$
<b>GST Payable/Refundable (84000)</b>					
<u>GST Payable/Refundable (84000)</u>					
29/07/2021	Direct Credit HANRent HAN 106600 28JUL21			318.18	318.18 CR
02/08/2021	Direct Credit HAN to Chuattini HAN 106600			181.82	500.00 CR
09/08/2021	Direct Credit HAN to Chuattini HAN 106600			181.82	681.82 CR
16/08/2021	Direct Credit HAN to Chuattini HAN 106600 Value Date			181.82	863.64 CR
23/08/2021	Direct Credit HAN to Chuattini HAN 106600			181.82	1,045.46 CR
30/08/2021	Direct Credit HAN to Chuattini HAN 106600			181.82	1,227.28 CR
06/09/2021	Direct Credit HAN to Chuattini HAN 106600			181.82	1,409.10 CR
13/09/2021	Direct Credit HAN to Chuattini HAN 106600			181.82	1,590.92 CR
20/09/2021	Direct Credit HAN to Chuattini HAN 106600 Value Date			181.82	1,772.74 CR
27/09/2021	Direct Credit HAN to Chuattini HAN 106600			181.82	1,954.56 CR
04/10/2021	Direct Credit HAN to Chuattini HAN 106600			181.82	2,136.38 CR
11/10/2021	Direct Credit HAN to Chuattini HAN 106600			181.82	2,318.20 CR
18/10/2021	Direct Credit HAN to Chuattini HAN 106600			181.82	2,500.02 CR
25/10/2021	Direct Credit HAN to Chuattini HAN 106600			181.82	2,681.84 CR
01/11/2021	Direct Credit HAN to Chuattini HAN 106600			181.82	2,863.66 CR
08/11/2021	Value Date Direct Credit HAN to Chuattini HAN 106600			181.82	3,045.48 CR
08/11/2021	Direct Credit to Chuattini SMS ALVIN CHUA 068523			209.09	3,254.57 CR
15/11/2021	Direct Credit HAN to Chuattini HAN 106600			181.82	3,436.39 CR
22/11/2021	Direct Credit HAN to Chuattini HAN 106600			181.82	3,618.21 CR
29/11/2021	Direct Credit HAN to Chuattini HAN 106600			181.82	3,800.03 CR
06/12/2021	Direct Credit HAN to Chuattini HAN 106600			181.82	3,981.85 CR
13/12/2021	Direct Credit HAN to Chuattini HAN 106600			181.82	4,163.67 CR
17/12/2021	AMERICAN EXPRESS NetBank BPAY 5082 376039465906000		7,090.00		2,926.33 DR
20/12/2021	Direct Credit HAN to Chuattini HAN 106600			181.82	2,744.51 DR
30/12/2021	Direct Credit HAN to Chuattini HAN 106600 29DEC21			181.82	2,562.69 DR
05/01/2022	Direct Credit HAN to Chuattini HAN 106600 4JAN22			181.82	2,380.87 DR
10/01/2022	Direct Credit HAN to Chuattini HAN 106600			181.82	2,199.05 DR
17/01/2022	Direct Credit HAN to Chuattini HAN 106600			181.82	2,017.23 DR
24/01/2022	Direct Credit HAN to Chuattini HAN 106600			181.82	1,835.41 DR
31/01/2022	Direct Credit HAN to Chuattini HAN 106600			181.82	1,653.59 DR
31/01/2022	Direct Credit HAN rent HAN 106600 28JAN22			545.45	1,108.14 DR
03/02/2022	AMERICAN EXPRESS NetBank BPAY 5082 376039465906000 centurion		8,700.00		9,808.14 DR
07/02/2022	Direct Credit HAN to Chuattini HAN 106600			181.82	9,626.32 DR

# Chuattini Family Super Fund

## General Ledger

As at 30 June 2022

Transaction Date	Description	Units	Debit	Credit	Balance \$
14/02/2022	Direct Credit HAN to Chuattini HAN 106600 Value Date			181.82	9,444.50 DR
21/02/2022	DIRECT CREDIT HAN to Chuattini HAN 0114649913			181.82	9,262.68 DR
28/02/2022	DIRECT CREDIT HAN to Chuattini HAN 0116222269			181.82	9,080.86 DR
07/03/2022	DIRECT CREDIT HAN to Chuattini HAN 0118058151			181.82	8,899.04 DR
14/03/2022	DIRECT CREDIT HAN to Chuattini HAN 0119590160			181.82	8,717.22 DR
18/03/2022	DIRECT CREDIT HAN to Chuattini HAN 0121020266			90.91	8,626.31 DR
25/03/2022	DIRECT CREDIT HAN to Chuattini HAN 0122605815			90.91	8,535.40 DR
01/04/2022	DIRECT CREDIT HAN to Chuattini HAN 0124447576			90.91	8,444.49 DR
08/04/2022	DIRECT CREDIT HAN to Chuattini HAN 0126019591			90.91	8,353.58 DR
19/04/2022	DIRECT CREDIT HAN to Chuattini HAN 0127799960			90.91	8,262.67 DR
22/04/2022	DIRECT CREDIT HAN to Chuattini HAN 0129145399			90.91	8,171.76 DR
29/04/2022	DIRECT CREDIT HAN to Chuattini HAN 0130935740			90.91	8,080.85 DR
06/05/2022	DIRECT CREDIT HAN to Chuattini HAN 0132658701			90.91	7,989.94 DR
13/05/2022	DIRECT CREDIT HAN to Chuattini HAN 0134244754			90.91	7,899.03 DR
20/05/2022	DIRECT CREDIT HAN to Chuattini HAN 0135846218			90.91	7,808.12 DR
27/05/2022	DIRECT CREDIT HAN to Chuattini HAN 0137400192			90.91	7,717.21 DR
03/06/2022	DIRECT CREDIT HAN to Chuattini HAN 0139127156			90.91	7,626.30 DR
10/06/2022	DIRECT CREDIT HAN to Chuattini HAN 0140688777			90.91	7,535.39 DR
17/06/2022	DIRECT CREDIT HAN to Chuattini HAN 0142286087			90.91	7,444.48 DR
24/06/2022	DIRECT CREDIT HAN to Chuattini HAN 0143891497			90.91	7,353.57 DR
29/06/2022	OSKO PAYMENT AK CHUA & OTHERS to Chuattini bendigo			200.00	7,153.57 DR
30/06/2022	Transfer To Alvin Chua and A Schettin NetBank		202.51		7,356.08 DR
30/06/2022	Transfer To Alvin Chua and A Schettin NetBank		951.00		8,307.08 DR
30/06/2022	Tax Refund t/f to ICA		422.96		8,730.04 DR
			<b>17,366.47</b>	<b>8,636.43</b>	<b>8,730.04 DR</b>

**Total Debits: 17,366.47**

**Total Credits: 8,636.43**



## Activity statement 004

---

### Tax type summary

---

<b>Income tax year</b>	2022
<b>Period</b>	01 July 2021 - 30 June 2022
<b>Type</b>	Goods & Services Tax
<b>Balance</b>	\$8,434.00 DR

### Transactions

---

Processed date	Effective date	Description	Debit (DR)	Credit (CR)	Balance
30/03/2022	28/10/2021	Original Activity Statement for the period ending 30 Sep 21 - GST	\$2,500.00		\$2,500.00 DR
30/03/2022	28/02/2022	Original Activity Statement for the period ending 31 Dec 21 - GST	\$2,330.00		\$4,830.00 DR
23/05/2022	26/05/2022	Original Activity Statement for the period ending 31 Mar 22 - GST	\$2,000.00		\$6,830.00 DR
24/08/2022	25/08/2022	Original Activity Statement for the period ending 30 Jun 22 - GST	\$979.00		\$7,809.00 DR
20/12/2022	25/08/2022	Client initiated amended Activity Statement for the period ending 30 Jun 22 - GST	\$625.00		\$8,434.00 DR

---



**Agent** PDK FINANCIAL SYNERGY PTY LTD  
**Client** THE TRUSTEE FOR CHUATTINI FAMILY SUPER FUND  
**ABN** 25 203 246 519

## Print activity statement

Account	Period	Document ID	GST accounting method
Activity statement – 004 – THE TRUSTEE FOR CHUATTINI FAMILY SUPER FUND	Jul 2021 – Sep 2021	47235244895	Cash

**Receipt ID** 9995303370  
**Date lodged** 30 March 2022  
**Payment due date** 25 November 2021

## Statement summary

Description	Reported Value	Owed to ATO	Owed by ATO
<b>Goods and services tax (GST)</b>			
1A Owed to ATO		\$2,500.00	
1B Owed by ATO			\$0.00
G1 Total sales	\$27,740.00		
Does this include GST?	Yes		

## Amount owing to ATO

\$2,500.00

BPAY®



**Biller code** 75556  
**Ref** 4252032465194960

### Telephone and Internet Banking - BPAY®

Contact your bank or financial institution to make this payment from your cheque, savings, debit or credit card account.

For more information see [www.bpay.com.au](http://www.bpay.com.au)

## Australia Post

Payment can be made in person at Australia Post outlets with cash, cheque or money order using the barcode below.



**Agent** PDK FINANCIAL SYNERGY PTY LTD  
**Client** THE TRUSTEE FOR CHUATTINI FAMILY SUPER FUND  
**ABN** 25 203 246 519

## Print activity statement

Account	Period	Document ID	GST accounting method
Activity statement – 004 – THE TRUSTEE FOR CHUATTINI FAMILY SUPER FUND	Oct 2021 – Dec 2021	47235244976	Cash

**Receipt ID** 7440186370  
**Date lodged** 30 March 2022  
**Payment due date** 28 February 2022

## Statement summary

Description	Reported Value	Owed to ATO	Owed by ATO
<b>Goods and services tax (GST)</b>			
1A Owed to ATO		\$2,364.00	
1B Owed by ATO			\$34.00
G1 Total sales	\$34,352.00		
Does this include GST?	Yes		

## Amount owing to ATO

\$2,330.00

BPAY®



**Biller code** 75556  
**Ref** 4252032465194960

### Telephone and Internet Banking - BPAY®

Contact your bank or financial institution to make this payment from your cheque, savings, debit or credit card account.

For more information see [www.bpay.com.au](http://www.bpay.com.au)

## Australia Post

Payment can be made in person at Australia Post outlets with cash, cheque or money order using the barcode below.



**Agent** PDK FINANCIAL SYNERGY PTY LTD  
**Client** THE TRUSTEE FOR CHUATTINI FAMILY SUPER FUND  
**ABN** 25 203 246 519

## Print activity statement

Account	Period	Document ID	GST accounting method
Activity statement – 004 – THE TRUSTEE FOR CHUATTINI FAMILY SUPER FUND	Jan 2022 – Mar 2022	48180255130	Cash

**Receipt ID** 4192230325  
**Date lodged** 23 May 2022  
**Payment due date** 26 May 2022

## Statement summary

Description	Reported Value	Owed to ATO	Owed by ATO
<b>Goods and services tax (GST)</b>			
1A Owed to ATO		\$2,000.00	
1B Owed by ATO			\$0.00
G1 Total sales	\$22,000.00		
Does this include GST?	Yes		

## Amount owing to ATO

\$2,000.00

BPAY®



**Biller code** 75556  
**Ref** 4252032465194960

### Telephone and Internet Banking - BPAY®

Contact your bank or financial institution to make this payment from your cheque, savings, debit or credit card account.

For more information see [www.bpay.com.au](http://www.bpay.com.au)

## Australia Post

Payment can be made in person at Australia Post outlets with cash, cheque or money order using the barcode below.



**Agent** PDK FINANCIAL SYNERGY PTY LTD  
**Client** THE TRUSTEE FOR CHUATTINI FAMILY SUPER FUND  
**ABN** 25 203 246 519

## Print activity statement

Account	Period	Document ID	GST accounting method
Activity statement – 004 – THE TRUSTEE FOR CHUATTINI FAMILY SUPER FUND	Apr 2022 – Jun 2022	49006994595	Cash

**Receipt ID** 8753134493  
**Date lodged** 20 December 2022  
**Payment due date** 25 August 2022

## Statement summary

Description	Reported Value	Owed to ATO	Owed by ATO
<b>Goods and services tax (GST)</b>			
1A Owed to ATO		\$1,807.00	
1B Owed by ATO			\$203.00
G1 Total sales	\$19,875.00		
Does this include GST?	Yes		

## Amount owing to ATO

\$1,604.00

BPAY®



**Biller code** 75556  
**Ref** 4252032465194960

### Telephone and Internet Banking - BPAY®

Contact your bank or financial institution to make this payment from your cheque, savings, debit or credit card account.

For more information see [www.bpay.com.au](http://www.bpay.com.au)

## Australia Post

Payment can be made in person at Australia Post outlets with cash, cheque or money order using the barcode below.



## Activity statement 004

<b>Date generated</b>	20 December 2022
<b>Overdue</b>	\$0.00
<b>Not yet due</b>	\$0.00
<b>Balance</b>	\$7,649.96 CR

## Transactions

17 results found - from **01 July 2021** to **20 December 2022** sorted by **effective date** ordered **newest to oldest**

Processed date	Effective date	Description	Debit (DR)	Credit (CR)	Balance
30 Nov 2022	25 Nov 2022	Original Activity Statement for the period ending 30 Sep 22 - GST	\$1,080.00		\$7,649.96 CR
20 Dec 2022	25 Aug 2022	Client initiated amended Activity Statement for the period ending 30 Jun 22 - GST	\$625.00		\$8,729.96 CR
24 Aug 2022	25 Aug 2022	Original Activity Statement for the period ending 30 Jun 22 - GST	\$979.00		\$9,354.96 CR
16 Jun 2022	15 Jun 2022	Payment received		\$444.00	\$10,333.96 CR
15 Jun 2022	14 Jun 2022	Payment received		\$11,467.00	\$9,889.96 CR
14 Jun 2022	14 Jun 2022	Credit transfer received from Income Tax Account		\$422.96	\$1,577.04 DR
1 Jun 2022	1 Jun 2022	General interest charge			\$2,000.00 DR
27 May 2022	26 May 2022	Payment received		\$2,500.00	\$2,000.00 DR
23 May 2022	26 May 2022	Original Activity Statement for the period ending 31 Mar 22 - GST	\$2,000.00		\$4,500.00 DR
25 May 2022	25 May 2022	General interest charge			\$2,500.00 DR



Processed date	Effective date	Description	Debit (DR)	Credit (CR)	Balance
25 May 2022	23 May 2022	Remission of penalty for failure to lodge Activity Statement on time for the period from 01 Dec 21 to 31 Dec 21		\$444.00	\$2,500.00 DR
29 Apr 2022	23 May 2022	Penalty for failure to lodge Activity Statement on time for the period from 01 Dec 21 to 31 Dec 21	\$444.00		\$2,944.00 DR
2 May 2022	2 May 2022	General interest charge			\$2,500.00 DR
20 Apr 2022	19 Apr 2022	Payment received		\$2,330.00	\$2,500.00 DR
1 Apr 2022	1 Apr 2022	General interest charge			\$4,830.00 DR
30 Mar 2022	28 Feb 2022	Original Activity Statement for the period ending 31 Dec 21 - GST	\$2,330.00		\$4,830.00 DR
30 Mar 2022	28 Oct 2021	Original Activity Statement for the period ending 30 Sep 21 - GST	\$2,500.00		\$2,500.00 DR

# 85000 - Income Tax Payable/Refundable

2022 Financial Year

Preparer Kelly Fu

Reviewer Kelly Fu

Status Completed

Account Code	Description	CY Balance	LY Balance	Change
85000	Income Tax Payable/Refundable	(\$8,490.93)	\$940.96	(1002.37)%
<b>TOTAL</b>		<b>CY Balance</b>	<b>LY Balance</b>	
		(\$8,490.93)	\$940.96	

## Supporting Documents

- Tax Reconciliation Report [Report](#)
- Statement of Taxable Income [Report](#)
- 85000 - ATO ITA running balance 2022.pdf

## Standard Checklist

- Attach Actuarial Certificate (if applicable)
- Attach any other Tax reconciliations
- Attach copy of Exempt Pension Reconciliation (if applicable)
- Attach copy of Non Deductible Expense Reconciliation (if applicable)
- Attach copy of Statement of Taxable Income
- Attach copy of Tax Reconciliation Report
- Confirm Transactions in ATO Portal

# Chuattini Family Super Fund

## Statement of Taxable Income

For the year ended 30 June 2022

	2022
	\$
Benefits accrued as a result of operations	175,491.96
<b>Less</b>	
Non Taxable Transfer In	32,577.10
Increase in MV of investments	67,455.67
Tax Losses Deducted	1,434.00
Realised Accounting Capital Gains	26,194.92
Accounting Trust Distributions	239.71
	<u>127,901.40</u>
<b>Add</b>	
Franking Credits	1,129.44
Foreign Credits	50.43
Net Capital Gains	18,824.00
TFN Credits - Dividends	33.00
Taxable Trust Distributions	53.06
Distributed Foreign income	215.85
	<u>20,305.78</u>
SMSF Annual Return Rounding	(4.34)
	<u>67,892.00</u>
<b>Taxable Income or Loss</b>	<u>67,892.00</u>
Income Tax on Taxable Income or Loss	10,183.80
<b>Less</b>	
Franking Credits	1,129.44
Foreign Credits	50.43
	<u>9,003.93</u>
<b>TAX PAYABLE</b>	<u>9,003.93</u>
<b>Less</b>	
TFN Credits	513.00
	<u>8,490.93</u>
<b>CURRENT TAX OR REFUND</b>	<u>8,490.93</u>
Supervisory Levy	259.00
	<u>8,749.93</u>
<b>AMOUNT DUE OR REFUNDABLE</b>	<u>8,749.93</u>

# Chuattini Family Super Fund

## Tax Reconciliation Report

For the year ended 30 June 2022

Tax Return Label	Date	Account Code	Account Name	Amount \$
<b>A - Net capital gain</b>				
				18,823.99
<b>Sub-Total</b>				<b>18,823.99</b>
<b>Ignore Cents</b>				<b>0.99</b>
<b>Total</b>				<b>18,823.00</b>
<b>B - Income - Gross rent and other leasing and hiring income</b>				
	29/07/2021	28000/CHUA_8STR	8 Stradbroke Road, Newton SA, Australia	3,181.82
	02/08/2021	28000/CHUA_8STR	8 Stradbroke Road, Newton SA, Australia	1,818.18
	09/08/2021	28000/CHUA_8STR	8 Stradbroke Road, Newton SA, Australia	1,818.18
	16/08/2021	28000/CHUA_8STR	8 Stradbroke Road, Newton SA, Australia	1,818.18
	23/08/2021	28000/CHUA_8STR	8 Stradbroke Road, Newton SA, Australia	1,818.18
	30/08/2021	28000/CHUA_8STR	8 Stradbroke Road, Newton SA, Australia	1,818.18
	06/09/2021	28000/CHUA_8STR	8 Stradbroke Road, Newton SA, Australia	1,818.18
	13/09/2021	28000/CHUA_8STR	8 Stradbroke Road, Newton SA, Australia	1,818.18
	20/09/2021	28000/CHUA_8STR	8 Stradbroke Road, Newton SA, Australia	1,818.18
	27/09/2021	28000/CHUA_8STR	8 Stradbroke Road, Newton SA, Australia	1,818.18
	04/10/2021	28000/CHUA_8STR	8 Stradbroke Road, Newton SA, Australia	1,818.18
	11/10/2021	28000/CHUA_8STR	8 Stradbroke Road, Newton SA, Australia	1,818.18
	18/10/2021	28000/CHUA_8STR	8 Stradbroke Road, Newton SA, Australia	1,818.18
	25/10/2021	28000/CHUA_8STR	8 Stradbroke Road, Newton SA, Australia	1,818.18
	01/11/2021	28000/CHUA_8STR	8 Stradbroke Road, Newton SA, Australia	1,818.18
	08/11/2021	28000/CHUA_8STR	8 Stradbroke Road, Newton SA, Australia	1,818.18
	08/11/2021	28000/CHUA_8STR	8 Stradbroke Road, Newton SA, Australia	2,090.91
	15/11/2021	28000/CHUA_8STR	8 Stradbroke Road, Newton SA, Australia	1,818.18
	22/11/2021	28000/CHUA_8STR	8 Stradbroke Road, Newton SA, Australia	1,818.18
	29/11/2021	28000/CHUA_8STR	8 Stradbroke Road, Newton SA, Australia	1,818.18
	06/12/2021	28000/CHUA_8STR	8 Stradbroke Road, Newton SA, Australia	1,818.18
	13/12/2021	28000/CHUA_8STR	8 Stradbroke Road, Newton SA, Australia	1,818.18
	20/12/2021	28000/CHUA_8STR	8 Stradbroke Road, Newton SA, Australia	1,818.18
	30/12/2021	28000/CHUA_8STR	8 Stradbroke Road, Newton SA, Australia	1,818.18
	05/01/2022	28000/CHUA_8STR	8 Stradbroke Road, Newton SA, Australia	1,818.18
	10/01/2022	28000/CHUA_8STR	8 Stradbroke Road, Newton SA, Australia	1,818.18
	17/01/2022	28000/CHUA_8STR	8 Stradbroke Road, Newton SA, Australia	1,818.18

# Chuattini Family Super Fund

## Tax Reconciliation Report

For the year ended 30 June 2022

Tax Return Label	Date	Account Code	Account Name	Amount \$
<b>B - Income - Gross rent and other leasing and hiring income</b>				
	24/01/2022	28000/CHUA_8STR	8 Stradbroke Road, Newton SA, Australia	1,818.18
	31/01/2022	28000/CHUA_8STR	8 Stradbroke Road, Newton SA, Australia	1,818.18
	31/01/2022	28000/CHUA_8STR	8 Stradbroke Road, Newton SA, Australia	5,454.55
	07/02/2022	28000/CHUA_8STR	8 Stradbroke Road, Newton SA, Australia	1,818.18
	14/02/2022	28000/CHUA_8STR	8 Stradbroke Road, Newton SA, Australia	1,818.18
	21/02/2022	28000/CHUA_8STR	8 Stradbroke Road, Newton SA, Australia	1,818.18
	28/02/2022	28000/CHUA_8STR	8 Stradbroke Road, Newton SA, Australia	1,818.18
	07/03/2022	28000/CHUA_8STR	8 Stradbroke Road, Newton SA, Australia	1,818.18
	14/03/2022	28000/CHUA_8STR	8 Stradbroke Road, Newton SA, Australia	1,818.18
	18/03/2022	28000/CHUA_8STR	8 Stradbroke Road, Newton SA, Australia	909.09
	25/03/2022	28000/CHUA_8STR	8 Stradbroke Road, Newton SA, Australia	909.09
	01/04/2022	28000/CHUA_8STR	8 Stradbroke Road, Newton SA, Australia	909.09
	08/04/2022	28000/CHUA_8STR	8 Stradbroke Road, Newton SA, Australia	909.09
	19/04/2022	28000/CHUA_8STR	8 Stradbroke Road, Newton SA, Australia	909.09
	22/04/2022	28000/CHUA_8STR	8 Stradbroke Road, Newton SA, Australia	909.09
	29/04/2022	28000/CHUA_8STR	8 Stradbroke Road, Newton SA, Australia	909.09
	06/05/2022	28000/CHUA_8STR	8 Stradbroke Road, Newton SA, Australia	909.09
	13/05/2022	28000/CHUA_8STR	8 Stradbroke Road, Newton SA, Australia	909.09
	20/05/2022	28000/CHUA_8STR	8 Stradbroke Road, Newton SA, Australia	909.09
	27/05/2022	28000/CHUA_8STR	8 Stradbroke Road, Newton SA, Australia	909.09
	03/06/2022	28000/CHUA_8STR	8 Stradbroke Road, Newton SA, Australia	909.09
	10/06/2022	28000/CHUA_8STR	8 Stradbroke Road, Newton SA, Australia	909.09
	17/06/2022	28000/CHUA_8STR	8 Stradbroke Road, Newton SA, Australia	909.09
	24/06/2022	28000/CHUA_8STR	8 Stradbroke Road, Newton SA, Australia	909.09
	29/06/2022	28000/CHUA_8STR	8 Stradbroke Road, Newton SA, Australia	2,000.00
<b>Sub-Total</b>				<b>86,363.57</b>
<b>Ignore Cents</b>				<b>0.57</b>
<b>Total</b>				<b>86,363.00</b>
<b>C - Income - Gross interest</b>				
	01/09/2021	25000/CDIA5645	CBA Direct Investment Account 5645	0.02
	01/02/2022	25000/CDIA5645	CBA Direct Investment Account 5645	0.08

# Chuattini Family Super Fund

## Tax Reconciliation Report

For the year ended 30 June 2022

Tax Return Label	Date	Account Code	Account Name	Amount \$
<b>C - Income - Gross interest</b>				
<b>Sub-Total</b>				<b>0.10</b>
<b>Ignore Cents</b>				<b>0.10</b>
<b>Total</b>				<b>0.00</b>
<b>D1 - Income - Gross foreign income</b>				
	30/06/2022	23800/VAE.AX	Vanguard Ftse Asia Ex Japan Shares Index Etf	47.87
	30/06/2022	23800/ASIA.AX	Betashares ASIA Technology Tigers Etf	20.66
	30/06/2022	23800/NDQ.AX	Betashares Nasdaq 100 Etf	28.47
	30/06/2022	23800/ESPO.AX	Vaneck Video Gaming And Esports Etf	18.55
	30/06/2022	23800/VDHG.AX	Vanguard Diversified High Growth Index Etf	21.67
	30/06/2022	23800/VGS.AX	Vanguard Msci Index International Shares Etf	129.06
<b>Sub-Total</b>				<b>266.28</b>
<b>Ignore Cents</b>				<b>0.28</b>
<b>Total</b>				<b>266.00</b>
<b>D - Income - Net foreign income</b>				
	30/06/2022	23800/VAE.AX	Vanguard Ftse Asia Ex Japan Shares Index Etf	47.87
	30/06/2022	23800/ASIA.AX	Betashares ASIA Technology Tigers Etf	20.66
	30/06/2022	23800/NDQ.AX	Betashares Nasdaq 100 Etf	28.47
	30/06/2022	23800/ESPO.AX	Vaneck Video Gaming And Esports Etf	18.55
	30/06/2022	23800/VDHG.AX	Vanguard Diversified High Growth Index Etf	21.67
	30/06/2022	23800/VGS.AX	Vanguard Msci Index International Shares Etf	129.06
<b>Sub-Total</b>				<b>266.28</b>
<b>Ignore Cents</b>				<b>0.28</b>
<b>Total</b>				<b>266.00</b>
<b>J - Unfranked dividend amount</b>				
	18/10/2021	23900/EOL.AX	Energy One Limited	72.66
<b>Sub-Total</b>				<b>72.66</b>
<b>Ignore Cents</b>				<b>0.66</b>
<b>Total</b>				<b>72.00</b>
<b>K - Franked dividend amount</b>				
	08/09/2021	23900/BTI.AX	Bailador Technology Investments Limited	56.00
	16/09/2021	23900/AX1.AX	Accent Group Limited	78.00
	16/09/2021	23900/SIQ.AX	Smartgroup Corporation Ltd	45.50
	16/09/2021	23900/AEF.AX	Australian Ethical Investment Limited	38.25
	24/09/2021	23900/JIN.AX	Jumbo Interactive Limited	18.50
	01/10/2021	23900/TWE.AX	Treasury Wine Estates Limited	80.60
	01/10/2021	23900/PPE.AX	Peoplein Limited	78.90

# Chuattini Family Super Fund

## Tax Reconciliation Report

For the year ended 30 June 2022

Tax Return Label	Date	Account Code	Account Name	Amount \$
<b>K - Franked dividend amount</b>				
	07/10/2021	23900/S32.AX	South32 Limited	66.28
	07/10/2021	23900/SUL.AX	Super Retail Group Limited	257.40
	15/11/2021	23900/HVN.AX	Harvey Norman Holdings Limited	133.20
	24/11/2021	23900/BKW.AX	Brickworks Limited	80.00
	21/12/2021	23900/WBC.AX	Westpac Banking Corporation	120.00
	17/03/2022	23900/AX1.AX	Accent Group Limited	60.00
	17/03/2022	23900/AEF.AX	Australian Ethical Investment Limited	18.00
	23/03/2022	23900/SIQ.AX	Smartgroup Corporation Ltd	127.40
	24/03/2022	23900/HLA.AX	Healthia Limited	40.00
	29/03/2022	23900/PPE.AX	Peoplein Limited	85.48
	31/03/2022	23900/BEN.AX	Bendigo And Adelaide Bank Limited	132.50
	01/04/2022	23900/TWE.AX	Treasury Wine Estates Limited	70.50
	04/04/2022	23900/NHF.AX	Nib Holdings Limited	88.00
	07/04/2022	23900/S32.AX	South32 Limited	106.10
	14/04/2022	23900/SUL.AX	Super Retail Group Limited	126.36
	14/04/2022	23900/ADH.AX	Adairs Limited	120.00
	21/04/2022	23900/ACL.AX	Australian Clinical Labs Limited	120.00
	02/05/2022	23900/HVN.AX	Harvey Norman Holdings Limited	177.60
	03/05/2022	23900/BKW.AX	Brickworks Limited	44.00
	10/05/2022	23900/DUR.AX	Duratec Limited	60.00
	13/05/2022	23900/SOL.AX	Washington H Soul Pattinson & Company Limited	48.72
	24/06/2022	23900/WBC.AX	Westpac Banking Corporation	122.00
<b>Sub-Total</b>				<b>2,599.29</b>
<b>Ignore Cents</b>				<b>0.29</b>
<b>Total</b>				<b>2,599.00</b>
<b>L - Income - Dividend franking credit</b>				
	08/09/2021	23900/BTI.AX	Bailador Technology Investments Limited	18.67
	16/09/2021	23900/AX1.AX	Accent Group Limited	33.43
	16/09/2021	23900/SIQ.AX	Smartgroup Corporation Ltd	19.50
	16/09/2021	23900/AEF.AX	Australian Ethical Investment Limited	16.39
	24/09/2021	23900/JIN.AX	Jumbo Interactive Limited	7.93
	01/10/2021	23900/TWE.AX	Treasury Wine Estates Limited	34.54
	01/10/2021	23900/PPE.AX	Peoplein Limited	33.81
	07/10/2021	23900/S32.AX	South32 Limited	28.41
	07/10/2021	23900/SUL.AX	Super Retail Group Limited	110.31
	15/11/2021	23900/HVN.AX	Harvey Norman Holdings Limited	57.09
	24/11/2021	23900/BKW.AX	Brickworks Limited	34.29
	21/12/2021	23900/WBC.AX	Westpac Banking Corporation	51.43
	17/03/2022	23900/AX1.AX	Accent Group Limited	25.71
	17/03/2022	23900/AEF.AX	Australian Ethical Investment Limited	7.71
	23/03/2022	23900/SIQ.AX	Smartgroup Corporation Ltd	54.60

# Chuattini Family Super Fund

## Tax Reconciliation Report

For the year ended 30 June 2022

Tax Return Label	Date	Account Code	Account Name	Amount \$
<b>L - Income - Dividend franking credit</b>				
	24/03/2022	23900/HLA.AX	Healthia Limited	17.14
	29/03/2022	23900/PPE.AX	Peoplein Limited	36.63
	31/03/2022	23900/BEN.AX	Bendigo And Adelaide Bank Limited	56.79
	01/04/2022	23900/TWE.AX	Treasury Wine Estates Limited	30.21
	04/04/2022	23900/NHF.AX	Nib Holdings Limited	37.71
	07/04/2022	23900/S32.AX	South32 Limited	45.47
	14/04/2022	23900/SUL.AX	Super Retail Group Limited	54.15
	14/04/2022	23900/ADH.AX	Adairs Limited	51.43
	21/04/2022	23900/ACL.AX	Australian Clinical Labs Limited	51.43
	02/05/2022	23900/HVN.AX	Harvey Norman Holdings Limited	76.11
	03/05/2022	23900/BKW.AX	Brickworks Limited	18.86
	10/05/2022	23900/DUR.AX	Duratec Limited	25.71
	13/05/2022	23900/SOL.AX	Washington H Soul Pattinson & Company Limited	20.88
	24/06/2022	23900/WBC.AX	Westpac Banking Corporation	52.29
<b>Sub-Total</b>				<b>1,108.63</b>
<b>Ignore Cents</b>				<b>0.63</b>
<b>Total</b>				<b>1,108.00</b>
<b>M - Gross trust distributions</b>				
	30/06/2022	23800/NDQ.AX	Betashares Nasdaq 100 Etf	0.01
	30/06/2022	23800/VDHG.AX	Vanguard Diversified High Growth Index Etf	73.01
	30/06/2022	23800/VGS.AX	Vanguard Msci Index International Shares Etf	0.85
<b>Sub-Total</b>				<b>73.87</b>
<b>Ignore Cents</b>				<b>0.87</b>
<b>Total</b>				<b>73.00</b>
<b>R2 - Assessable personal contributions</b>				
	01/07/2021	24200/SCHANN00002A	(Contributions) Schettini, Anna - Accumulation (Accumulation)	3,979.79
	29/03/2022	24200/SCHANN00002A	(Contributions) Schettini, Anna - Accumulation (Accumulation)	3,500.00
	29/04/2022	24200/SCHANN00002A	(Contributions) Schettini, Anna - Accumulation (Accumulation)	4,500.00
	29/05/2022	24200/SCHANN00002A	(Contributions) Schettini, Anna - Accumulation (Accumulation)	4,500.00
<b>Sub-Total</b>				<b>16,479.79</b>
<b>Ignore Cents</b>				<b>0.79</b>
<b>Total</b>				<b>16,479.00</b>
<b>R - Assessable contributions (R1 plus R2 plus R3 less R6)</b>				
			Assessable personal contributions	16,479.79
<b>Sub-Total</b>				<b>16,479.79</b>
<b>Ignore Cents</b>				<b>0.79</b>
<b>Total</b>				<b>16,479.00</b>
<b>W - GROSS INCOME (Sum of labels A to U)</b>				



# Chuattini Family Super Fund

## Tax Reconciliation Report

For the year ended 30 June 2022

Tax Return Label	Date	Account Code	Account Name	Amount \$
<b>W - GROSS INCOME (Sum of labels A to U)</b>				
				125,783.00
<b>Sub-Total</b>				<b>125,783.00</b>
<b>Ignore Cents</b>				<b>0.00</b>
<b>Total</b>				<b>125,783.00</b>
<b>V - TOTAL ASSESSABLE INCOME (W less Y)</b>				
				125,783.00
<b>Sub-Total</b>				<b>125,783.00</b>
<b>Ignore Cents</b>				<b>0.00</b>
<b>Total</b>				<b>125,783.00</b>
<b>A1 - Expenses - Interest expenses within Australia</b>				
	30/09/2021	37900	Interest Paid	3.80
	31/12/2021	37900	Interest Paid	29.65
	01/03/2022	37900	Interest Paid	2.59
	01/04/2022	37900	Interest Paid	5.61
	01/05/2022	37900	Interest Paid	2.06
	01/06/2022	37900	Interest Paid	4.29
	28/07/2021	42010/CHUA_8STR	8 Stradbroke Road, Newton SA, Australia	3,828.25
	27/08/2021	42010/CHUA_8STR	8 Stradbroke Road, Newton SA, Australia	3,822.37
	28/09/2021	42010/CHUA_8STR	8 Stradbroke Road, Newton SA, Australia	4,070.89
	28/10/2021	42010/CHUA_8STR	8 Stradbroke Road, Newton SA, Australia	3,811.49
	26/11/2021	42010/CHUA_8STR	8 Stradbroke Road, Newton SA, Australia	3,678.69
	24/12/2021	42010/CHUA_8STR	8 Stradbroke Road, Newton SA, Australia	3,545.83
	28/01/2022	42010/CHUA_8STR	8 Stradbroke Road, Newton SA, Australia	4,424.18
	28/02/2022	42010/CHUA_8STR	8 Stradbroke Road, Newton SA, Australia	3,914.80
	28/03/2022	42010/CHUA_8STR	8 Stradbroke Road, Newton SA, Australia	3,530.76
	28/04/2022	42010/CHUA_8STR	8 Stradbroke Road, Newton SA, Australia	3,901.82
	27/05/2022	42010/CHUA_8STR	8 Stradbroke Road, Newton SA, Australia	3,740.50
	28/06/2022	42010/CHUA_8STR	8 Stradbroke Road, Newton SA, Australia	4,383.24
<b>Sub-Total</b>				<b>46,700.82</b>
<b>Ignore Cents</b>				<b>0.82</b>
<b>Total</b>				<b>46,700.00</b>
<b>H1 - Expenses - SMSF auditor fee</b>				
	30/06/2022	30700	Auditor's Remuneration	935.00
<b>Sub-Total</b>				<b>935.00</b>
<b>Ignore Cents</b>				<b>0.00</b>
<b>Total</b>				<b>935.00</b>

# Chuattini Family Super Fund

## Tax Reconciliation Report

For the year ended 30 June 2022

Tax Return Label	Date	Account Code	Account Name	Amount \$
<b>I1 - Expenses - Investment expenses</b>				
	22/06/2022	42060/CHUA_8STR	8 Stradbroke Road, Newton SA, Australia	250.00
	30/06/2022	41980/CHUA_8STR	8 Stradbroke Road, Newton SA, Australia	2,025.10
	30/06/2022	41980/CHUA_8STR	8 Stradbroke Road, Newton SA, Australia	232.93
<b>Sub-Total</b>				<b>2,508.03</b>
<b>Ignore Cents</b>				<b>0.03</b>
<b>Total</b>				<b>2,508.00</b>
<b>J1 - Expenses - Management and administration expenses</b>				
	30/06/2022	30100	Accountancy Fees	3,190.00
	01/07/2021	31500	Bank Charges	5.00
	01/07/2021	31500	Bank Charges	2.00
	02/08/2021	31500	Bank Charges	5.00
	02/08/2021	31500	Bank Charges	2.00
	01/09/2021	31500	Bank Charges	5.00
	01/09/2021	31500	Bank Charges	2.00
	01/10/2021	31500	Bank Charges	5.00
	01/10/2021	31500	Bank Charges	2.00
	01/11/2021	31500	Bank Charges	5.00
	01/11/2021	31500	Bank Charges	2.00
	01/12/2021	31500	Bank Charges	5.00
	01/12/2021	31500	Bank Charges	2.00
	04/01/2022	31500	Bank Charges	5.00
	04/01/2022	31500	Bank Charges	2.00
	28/01/2022	31500	Bank Charges	5.00
	01/02/2022	31500	Bank Charges	5.00
	01/02/2022	31500	Bank Charges	2.00
	01/03/2022	31500	Bank Charges	10.00
	29/03/2022	31500	Bank Charges	10.00
	22/04/2022	31500	Bank Charges	5.00
	29/04/2022	31500	Bank Charges	10.00
	30/05/2022	31500	Bank Charges	10.00
	29/06/2022	31500	Bank Charges	10.00
	30/06/2022	32800	Borrowing Costs	1,750.00
	03/12/2021	38000	Insurance	370.00
	20/01/2022	38000	Insurance	370.00
	30/06/2022	30400	ATO Supervisory Levy	518.00
<b>Sub-Total</b>				<b>6,314.00</b>
<b>Ignore Cents</b>				<b>0.00</b>
<b>Total</b>				<b>6,314.00</b>
<b>M1 - Expenses - Tax losses deducted</b>				
				1,434.00

# Chuattini Family Super Fund

## Tax Reconciliation Report

For the year ended 30 June 2022

Tax Return Label	Date	Account Code	Account Name	Amount \$
<b>M1 - Expenses - Tax losses deducted</b>				
Sub-Total				1,434.00
Ignore Cents				0.00
Total				1,434.00
<b>N - TOTAL DEDUCTIONS</b>				
				57,891.00
Sub-Total				57,891.00
Ignore Cents				0.00
Total				57,891.00
<b>O - TAXABLE INCOME OR LOSS</b>				
				67,892.00
Sub-Total				67,892.00
Ignore Cents				0.00
Total				67,892.00
<b>Z - TOTAL SMSF EXPENSES</b>				
				57,891.00
Sub-Total				57,891.00
Ignore Cents				0.00
Total				57,891.00
<b>A - Taxable income</b>				
				67,892.00
Sub-Total				67,892.00
Ignore Cents				0.00
Total				67,892.00
<b>T1 - Tax on taxable income</b>				
				10,183.80
Sub-Total				10,183.80
Ignore Cents				0.00
Total				10,183.80
<b>B - Gross Tax</b>				
				10,183.80
Sub-Total				10,183.80
Ignore Cents				0.00
Total				10,183.80
<b>C1 - Foreign income tax offset</b>				
	30/06/2022	23800/VAE.AX	Vanguard Ftse Asia Ex Japan Shares Index Etf	6.61
	30/06/2022	23800/ASIA.AX	Betashares ASIA Technology Tigers Etf	9.54
	30/06/2022	23800/NDQ.AX	Betashares Nasdaq 100 Etf	10.59
	30/06/2022	23800/ESPO.AX	Vaneck Video Gaming And Esports Etf	2.87
	30/06/2022	23800/VDHG.AX	Vanguard Diversified High Growth	2.87

# Chuattini Family Super Fund

## Tax Reconciliation Report

For the year ended 30 June 2022

Tax Return Label	Date	Account Code	Account Name	Amount \$
<b>C1 - Foreign income tax offset</b>				
	30/06/2022	23800/VGS.AX	Index Etf Vanguard Msci Index International Shares Etf	17.95
<b>Sub-Total</b>				<b>50.43</b>
<b>Ignore Cents</b>				<b>0.00</b>
<b>Total</b>				<b>50.43</b>
<b>C - Non-refundable non-carry forward tax offsets</b>				
				50.43
<b>Sub-Total</b>				<b>50.43</b>
<b>Ignore Cents</b>				<b>0.00</b>
<b>Total</b>				<b>50.43</b>
<b>T2 - SUBTOTAL</b>				
				10,133.37
<b>Sub-Total</b>				<b>10,133.37</b>
<b>Ignore Cents</b>				<b>0.00</b>
<b>Total</b>				<b>10,133.37</b>
<b>T3 - SUBTOTAL 2</b>				
				10,133.37
<b>Sub-Total</b>				<b>10,133.37</b>
<b>Ignore Cents</b>				<b>0.00</b>
<b>Total</b>				<b>10,133.37</b>
<b>E1 - Complying fund's franking credits tax offset</b>				
	08/09/2021	23900/BTI.AX	Bailador Technology Investments Limited	18.67
	16/09/2021	23900/AX1.AX	Accent Group Limited	33.43
	16/09/2021	23900/SIQ.AX	Smartgroup Corporation Ltd	19.50
	16/09/2021	23900/AEF.AX	Australian Ethical Investment Limited	16.39
	24/09/2021	23900/JIN.AX	Jumbo Interactive Limited	7.93
	01/10/2021	23900/TWE.AX	Treasury Wine Estates Limited	34.54
	01/10/2021	23900/PPE.AX	Peoplein Limited	33.81
	07/10/2021	23900/S32.AX	South32 Limited	28.41
	07/10/2021	23900/SUL.AX	Super Retail Group Limited	110.31
	15/11/2021	23900/HVN.AX	Harvey Norman Holdings Limited	57.09
	24/11/2021	23900/BKW.AX	Brickworks Limited	34.29
	21/12/2021	23900/WBC.AX	Westpac Banking Corporation	51.43
	17/03/2022	23900/AX1.AX	Accent Group Limited	25.71
	17/03/2022	23900/AEF.AX	Australian Ethical Investment Limited	7.71
	23/03/2022	23900/SIQ.AX	Smartgroup Corporation Ltd	54.60
	24/03/2022	23900/HLA.AX	Healthia Limited	17.14
	29/03/2022	23900/PPE.AX	Peoplein Limited	36.63
	31/03/2022	23900/BEN.AX	Bendigo And Adelaide Bank Limited	56.79
	01/04/2022	23900/TWE.AX	Treasury Wine Estates Limited	30.21

# Chuattini Family Super Fund

## Tax Reconciliation Report

For the year ended 30 June 2022

Tax Return Label	Date	Account Code	Account Name	Amount \$
<b>E1 - Complying fund's franking credits tax offset</b>				
	04/04/2022	23900/NHF.AX	Nib Holdings Limited	37.71
	07/04/2022	23900/S32.AX	South32 Limited	45.47
	14/04/2022	23900/SUL.AX	Super Retail Group Limited	54.15
	14/04/2022	23900/ADH.AX	Adairs Limited	51.43
	21/04/2022	23900/ACL.AX	Australian Clinical Labs Limited	51.43
	02/05/2022	23900/HVN.AX	Harvey Norman Holdings Limited	76.11
	03/05/2022	23900/BKW.AX	Brickworks Limited	18.86
	10/05/2022	23900/DUR.AX	Duratec Limited	25.71
	13/05/2022	23900/SOL.AX	Washington H Soul Pattinson & Company Limited	20.88
	24/06/2022	23900/WBC.AX	Westpac Banking Corporation	52.29
	30/06/2022	23800/VDHG.AX	Vanguard Diversified High Growth Index Etf	20.81
<b>Sub-Total</b>				<b>1,129.44</b>
<b>Ignore Cents</b>				<b>0.00</b>
<b>Total</b>				<b>1,129.44</b>
<b>E - Refundable tax offsets</b>				
				1,129.44
<b>Sub-Total</b>				<b>1,129.44</b>
<b>Ignore Cents</b>				<b>0.00</b>
<b>Total</b>				<b>1,129.44</b>
<b>T5 - TAX PAYABLE</b>				
				9,003.93
<b>Sub-Total</b>				<b>9,003.93</b>
<b>Ignore Cents</b>				<b>0.00</b>
<b>Total</b>				<b>9,003.93</b>
<b>H3 - Credit for tax withheld – where ABN or TFN not quoted (non-individual)</b>				
	18/10/2021	23900/EOL.AX	Energy One Limited	33.00
	30/06/2022	23800/VAE.AX	Vanguard Ftse Asia Ex Japan Shares Index Etf	22.00
	30/06/2022	23800/VAF.AX	Vanguard Australian Fixed Interest Index Etf	5.00
	30/06/2022	23800/ASIA.AX	Betashares ASIA Technology Tigers Etf	14.00
	30/06/2022	23800/NDQ.AX	Betashares Nasdaq 100 Etf	266.00
	30/06/2022	23800/ESPO.AX	Vaneck Video Gaming And Esports Etf	14.00
	30/06/2022	23800/VDHG.AX	Vanguard Diversified High Growth Index Etf	89.00
	30/06/2022	23800/VGS.AX	Vanguard Msci Index International Shares Etf	70.00
<b>Sub-Total</b>				<b>513.00</b>
<b>Ignore Cents</b>				<b>0.00</b>
<b>Total</b>				<b>513.00</b>
<b>H - Eligible credits</b>				
				513.00

**Chuattini Family Super Fund**  
**Tax Reconciliation Report**

For the year ended 30 June 2022

<b>Tax Return Label</b>	<b>Date</b>	<b>Account Code</b>	<b>Account Name</b>	<b>Amount</b> <b>\$</b>
<hr/>				
<b>H - Eligible credits</b>				
<b>Sub-Total</b>				<b>513.00</b>
<b>Ignore Cents</b>				<b>0.00</b>
<b>Total</b>				<b>513.00</b>
<hr/>				
<b>L - Supervisory levy</b>				
				259.00
<b>Sub-Total</b>				<b>259.00</b>
<b>Ignore Cents</b>				<b>0.00</b>
<b>Total</b>				<b>259.00</b>
<hr/>				
<b>S - AMOUNT DUE OR REFUNDABLE</b>				
				8,749.93
<b>Sub-Total</b>				<b>8,749.93</b>
<b>Ignore Cents</b>				<b>0.00</b>
<b>Total</b>				<b>8,749.93</b>

---



**Australian Government**  
**Australian Taxation Office**

**Agent** PDK FINANCIAL SYNERGY PTY LTD  
**Client** THE TRUSTEE FOR CHUATTINI FAMILY SUPER FUND  
**ABN** 25 203 246 519  
**TFN** 641 417 221

## Income tax 002

---

<b>Date generated</b>	20 December 2022
<b>Overdue</b>	\$0.00
<b>Not yet due</b>	\$0.00
<b>Balance</b>	\$0.00

## Transactions

---

2 results found - from **20 December 2020** to **20 December 2022** sorted by **processed date** ordered **newest to oldest**

Processed date	Effective date	Description	Debit (DR)	Credit (CR)	Balance
14 Jun 2022	14 Jun 2022	Credit transferred to Integrated Client Account	\$422.96		\$0.00
14 Jun 2022	14 Jun 2022	Tax return Self Man Superfund - Income Tax for the period from 01 Jul 20 to 30 Jun 21		\$422.96	\$422.96 CR

---

# 85500 - Limited Recourse Borrowing Arrangements

2022 Financial Year

Preparer Kelly Fu

Reviewer Kelly Fu

Status Completed

Account Code	Description	CY Balance	LY Balance	Change
CHUA_8STR	BOQ (8 Stradbroke Road)	(\$995,962.05)	(\$1,014,750.00)	(1.85)%
<b>TOTAL</b>		<b>CY Balance</b>	<b>LY Balance</b>	
		(\$995,962.05)	(\$1,014,750.00)	

## Supporting Documents

- General Ledger [Report](#)
- 85500 - BOQ statements 2022.pdf

## Standard Checklist

- Attach Bank Statements, Loan statements and Loan Agreements



# Chuattini Family Super Fund

## General Ledger

As at 30 June 2022

Transaction Date	Description	Units	Debit	Credit	Balance \$
<b>Limited Recourse Borrowing Arrangements (85500)</b>					
BOQ (8 Stradbroke Road) (CHUA 8STR)					
01/07/2021	Opening Balance				1,014,750.00 CR
28/07/2021	Interest Capitalised Principal Interest			3,828.25	1,018,578.25 CR
28/07/2021	Value Date Direct Debit AUTO REPAYMENT CHUATTINI FAMILY 359291 [Principal Repayment BCY A/C: 206927020]		5,387.66		1,013,190.59 CR
27/08/2021	Interest Capitalised Principal Interest			3,822.37	1,017,012.96 CR
27/08/2021	Direct Debit AUTO REPAYMENT CHUATTINI FAMILY 359291 [Principal Repayment BCY A/C: 206927020]		5,387.66		1,011,625.30 CR
28/09/2021	Interest Capitalised Principal Interest			4,070.89	1,015,696.19 CR
28/09/2021	Direct Debit AUTO REPAYMENT CHUATTINI FAMILY 359291 [Principal Repayment BCY A/C: 206927020]		5,387.66		1,010,308.53 CR
28/10/2021	Interest Capitalised Principal Interest			3,811.49	1,014,120.02 CR
28/10/2021	Principal Repayment BCY A/C: 206927020 [Direct Debit AUTO REPAYMENT CHUATTINI FAMILY 359291]		5,387.66		1,008,732.36 CR
26/11/2021	Interest Capitalised Principal Interest Transaction Details			3,678.69	1,012,411.05 CR
26/11/2021	Principal Repayment BCY A/C: 206927020 [Direct Debit AUTO REPAYMENT CHUATTINI FAMILY 359291]		5,387.66		1,007,023.39 CR
24/12/2021	Direct Debit AUTO REPAYMENT CHUATTINI FAMILY 359291		5,387.66		1,001,635.73 CR
24/12/2021	Interest Capitalised Principal Interest			3,545.83	1,005,181.56 CR
28/01/2022	Direct Debit AUTO REPAYMENT CHUATTINI FAMILY 359291		5,387.66		999,793.90 CR
28/01/2022	Interest Capitalised Principal Interest			4,424.18	1,004,218.08 CR
28/02/2022	DIRECT DEBIT AUTO REPAYMENT CHUATTINI FAMILY 0116332114		5,387.66		998,830.42 CR
28/02/2022	28/02/2022 Interest Capitalised Principal Interest			3,914.80	1,002,745.22 CR
28/03/2022	DIRECT DEBIT AUTO REPAYMENT CHUATTINI FAMILY 0122865314		5,387.66		997,357.56 CR
28/03/2022	28/03/2022 Interest Capitalised Principal Interest			3,530.76	1,000,888.32 CR
28/04/2022	DIRECT DEBIT AUTO REPAYMENT CHUATTINI FAMILY 0130463671		5,387.66		995,500.66 CR
28/04/2022	28/04/2022 Interest Capitalised Principal Interest			3,901.82	999,402.48 CR
27/05/2022	DIRECT DEBIT AUTO REPAYMENT CHUATTINI FAMILY 0137281873		5,585.32		993,817.16 CR
27/05/2022	27/05/2022 Interest Capitalised Principal Interest			3,740.50	997,557.66 CR
28/06/2022	DIRECT DEBIT AUTO REPAYMENT CHUATTINI FAMILY 0144390851		5,978.85		991,578.81 CR
28/06/2022	28/06/2022 Interest Capitalised Principal Interest			4,383.24	995,962.05 CR
			<b>65,440.77</b>	<b>46,652.82</b>	<b>995,962.05 CR</b>
<b>Total Debits:</b>	<b>65,440.77</b>				
<b>Total Credits:</b>	<b>46,652.82</b>				

09 November 2022

 Chuattini Family Super Fund ATF  
 Chuattini Family Super Fund  
 8 Stradbroke Road  
 NEWTON SA 5074

**Your details**

 Contract number: 013 967 549  
 Client number: 235 750 5  
 Offset account:  
 Repayment account: 633 000 - 188 021 901  
 Account name: Chuattini Family Super Fund

**Account details**

 Available balance in UNC: 0.00  
 Interest rate: 7.09% p.a.  
 Rate type: Variable  
 Repayment type: Principal & Interest  
 Contract term: 5 years

**Commercial Property Loan**

Statement period: 01 July 2021 to 30 June 2022

Opening balance 01 July 2021	Credits	Debits	Closing balance 30 June 2022
1,014,750.00 DR	65,440.77	46,652.82	995,962.05 DR

**Contact details**

Your banker: Tristan Conlon

For personalised service contact us by phone 24 hours a day 7 days a week on 1300 160 160 or +61 2 9293 2121.

Process Date	Value Date	Transaction Details	Debit	Credit	Loan Balance
<b>Opening balance</b>					<b>1,014,750.00DR</b>
28/07/2021	28/07/2021	Interest Capitalised	3,828.25		1,018,578.25DR
		Principal Interest			
28/07/2021	28/07/2021	Principal Repayment BCY A/C: 206927020		5,387.66	1,013,190.59DR
27/08/2021	27/08/2021	Interest Capitalised	3,822.37		1,017,012.96DR
		Principal Interest			
27/08/2021	27/08/2021	Principal Repayment BCY A/C: 206927020		5,387.66	1,011,625.30DR
28/09/2021	28/09/2021	Interest Capitalised	4,070.89		1,015,696.19DR
		Principal Interest			
28/09/2021	28/09/2021	Principal Repayment BCY A/C: 206927020		5,387.66	1,010,308.53DR
28/10/2021	28/10/2021	Interest Capitalised	3,811.49		1,014,120.02DR
		Principal Interest			
28/10/2021	28/10/2021	Principal Repayment BCY A/C: 206927020		5,387.66	1,008,732.36DR
26/11/2021	26/11/2021	Interest Capitalised	3,678.69		1,012,411.05DR
		Principal Interest			
26/11/2021	26/11/2021	Principal Repayment BCY A/C: 206927020		5,387.66	1,007,023.39DR
24/12/2021	24/12/2021	Interest Capitalised	3,545.83		1,010,569.22DR
		Principal Interest			
24/12/2021	24/12/2021	Principal Repayment BCY A/C: 206927020		5,387.66	1,005,181.56DR
28/01/2022	28/01/2022	Interest Capitalised	4,424.18		1,009,605.74DR
		Principal Interest			

Please check all your transactions thoroughly and report any errors or unauthorised transactions immediately to our Client Service Centre on 1300 160 160.

Process date	Value date	Transaction Details	Debit	Credit	Loan Balance
28/01/2022	28/01/2022	Principal Repayment BCY A/C: 206927020		5,387.66	1,004,218.08DR
28/02/2022	28/02/2022	Interest Capitalised Principal Interest	3,914.80		1,008,132.88DR
28/02/2022	28/02/2022	Principal Repayment BCY A/C: 206927020		5,387.66	1,002,745.22DR
28/03/2022	28/03/2022	Interest Capitalised Principal Interest	3,530.76		1,006,275.98DR
28/03/2022	28/03/2022	Principal Repayment BCY A/C: 206927020		5,387.66	1,000,888.32DR
28/04/2022	28/04/2022	Interest Capitalised Principal Interest	3,901.82		1,004,790.14DR
28/04/2022	28/04/2022	Principal Repayment BCY A/C: 206927020		5,387.66	999,402.48DR
27/05/2022	27/05/2022	Interest Capitalised Principal Interest	3,740.50		1,003,142.98DR
27/05/2022	27/05/2022	Principal Repayment BCY A/C: 206927020		5,585.32	997,557.66DR
28/06/2022	28/06/2022	Interest Capitalised Principal Interest	4,383.24		1,001,940.90DR
28/06/2022	28/06/2022	Principal Repayment BCY A/C: 206927020		5,978.85	995,962.05DR

**Closing balance** **995,962.05DR**

**Interest summary for the period 01 JUL 2021 to 30 JUN 2022**

Gross Interest for period	Less interest benefit from UNC account	Net Interest Charged
46,652.82	0.00	46,652.82

Looking for an everyday account that is more rewarding? The Everyday Plus account. Allowing you to earn points from a choice of two rewards programs. For more information visit [boqspecialist.com.au/everydayplus](http://boqspecialist.com.au/everydayplus)

Please check all your transactions thoroughly and report any errors or unauthorised transactions immediately to our Client Service Centre on 1300 160 160.

# 88000 - Sundry Creditors

2022 Financial Year

Preparer Kelly Fu

Reviewer Kelly Fu

Status Completed

Account Code	Description	CY Balance	LY Balance	Change
88000	Sundry Creditors	(\$8,161.95)		100%
<b>TOTAL</b>		<b>CY Balance</b>	<b>LY Balance</b>	
		(\$8,161.95)		

## Supporting Documents

- General Ledger [Report](#)
- 88000 - Sundry creditor not presented payment 2022.pdf

## Standard Checklist

- Attach all source documentation and confirmations of Liability

# Chuattini Family Super Fund

## General Ledger

As at 30 June 2022

Transaction Date	Description	Units	Debit	Credit	Balance \$
<b>Sundry Creditors (88000)</b>					
Sundry Creditors (88000)					
30/06/2022	NDQ 150 share purchase on 30/6/22 not presented			4,036.95	4,036.95 CR
30/06/2022	2021 accounting fee and auditing fee paid 2 Aug 2022			4,125.00	8,161.95 CR
				<b>8,161.95</b>	<b>8,161.95 CR</b>

**Total Debits: 0.00**

**Total Credits: 8,161.95**

# Transaction Summary

1 JULY 2021 - 30 JUNE 2022



## LKE - LAKE RESOURCES FPO (ORDINARY FULLY PAID)

Date	Type	Quantity	Unit Price	Trade Value	Brokerage+GST	GST	CNote	Total Value
20-Jun-2022	Buy	3,000	\$1.5000	\$4,500.00	\$19.95	\$1.81	134517463	\$4,519.95
14-Jun-2022	Sell	-2,500	\$1.5700	-\$3,925.00	\$19.95	\$1.81	134290027	-\$3,905.05
27-Oct-2021	Buy	2,500	\$.9300	\$2,325.00	\$19.95	\$1.81	125462665	\$2,344.95
<b>Sub Total</b>					<b>\$99.75</b>	<b>\$9.05</b>		<b>\$8,779.75</b>

## MDR - MEDADVISOR LIMITED FPO (ORDINARY FULLY PAID)

Date	Type	Quantity	Unit Price	Trade Value	Brokerage+GST	GST	CNote	Total Value
09-Sep-2021	Sell	-6,329	\$.2400	-\$1,518.96	\$19.95	\$1.81	123176552	-\$1,499.01
<b>Sub Total</b>					<b>\$19.95</b>	<b>\$1.81</b>		<b>-\$1,499.01</b>

## MP1 - MEGAPORT LIMITED FPO (ORDINARY FULLY PAID)

Date	Type	Quantity	Unit Price	Trade Value	Brokerage+GST	GST	CNote	Total Value
13-Oct-2021	Sell	-77	\$16.5100	-\$1,271.27	\$19.95	\$1.81	124865725	-\$1,251.32
<b>Sub Total</b>					<b>\$19.95</b>	<b>\$1.81</b>		<b>-\$1,251.32</b>

## MSB - MESOBLAST LIMITED FPO (ORDINARY FULLY PAID)

Date	Type	Quantity	Unit Price	Trade Value	Brokerage+GST	GST	CNote	Total Value
13-Oct-2021	Sell	-400	\$1.5300	-\$612.00	\$10.00	\$0.91	124864081	-\$602.00
<b>Sub Total</b>					<b>\$10.00</b>	<b>\$0.91</b>		<b>-\$602.00</b>

## NDQ - BETASHARES NASDAQ 100 ETF UNITS (BETASHARES NASDAQ 100 ETF)

Date	Type	Quantity	Unit Price	Trade Value	Brokerage+GST	GST	CNote	Total Value
30-Jun-2022	Buy	150	\$26.7800	\$4,017.00	\$19.95	\$1.81	134900826	\$4,036.95
10-May-2022	Buy	100	\$28.1100	\$2,811.00	\$19.95	\$1.81	133104998	\$2,830.95
<b>Sub Total</b>					<b>\$39.90</b>	<b>\$3.62</b>		<b>\$6,867.90</b>

not presented in bank account as at 30/6/2022

## NHF - NIB HOLDINGS LIMITED FPO (ORDINARY FULLY PAID)

Date	Type	Quantity	Unit Price	Trade Value	Brokerage+GST	GST	CNote	Total Value
25-Jan-2022	Buy	800	\$6.3300	\$5,064.00	\$19.95	\$1.81	129096633	\$5,083.95
<b>Sub Total</b>					<b>\$19.95</b>	<b>\$1.81</b>		<b>\$5,083.95</b>

## NWL - NETWEALTH GROUP FPO (ORDINARY FULLY PAID)

Date	Type	Quantity	Unit Price	Trade Value	Brokerage+GST	GST	CNote	Total Value
22-Jun-2022	Buy	200	\$11.5100	\$2,302.00	\$19.95	\$1.81	134598691	\$2,321.95
25-May-2022	Buy	200	\$12.2800	\$2,456.00	\$19.95	\$1.81	133654442	\$2,475.95
<b>Sub Total</b>					<b>\$39.90</b>	<b>\$3.62</b>		<b>\$4,797.90</b>

# A - Financial Statements

2022 Financial Year

---

**Preparer** Kelly Fu

**Reviewer** Kelly Fu

**Status** N/A - Not Applicable

## Supporting Documents

No supporting documents

## Standard Checklist

- Attach copy of Financial Statements
- Attach copy of SMSF Annual Return

## B - Permanent Documents

2022 Financial Year

---

**Preparer** Kelly Fu

**Reviewer** Kelly Fu

**Status** N/A - Not Applicable

### Supporting Documents

- Fund Summary Report Report

### Standard Checklist

- Attach latest copy of ASIC annual company statement (if corporate trustee)
- Ensure latest copies of ATO Trustee Declarations and ATO confirmation that the fund is a regulated fund is attached.
- Ensure latest copies of trustee consents, member consents and registers are attached
- Ensure latest copy of trust deed (including amendments) are attached
- Use [Australian Business Register](#) to ensure details are correct
- Use [Super Fund Lookup](#) to check the eligibility to receive rollovers and contributions



# Chuattini Family Super Fund

## Fund Summary Report

As at 30 June 2022

---

### Fund Details

Date Formed: 27/08/2020  
Tax File Number: Provided  
ABN: 25203246519

Period: 01/07/2021 - 30/06/2022  
Fund Type: SMSF  
GST Registered: Yes

### Postal Address:

24 Coach Road  
Auldana, South Australia 5072

### Physical Address:

24 Coach Road  
Auldana, South Australia 5072

### Members

Number of Members: 2

Name	Age	Member Accounts	Pension Accounts	Tax File Number	Beneficiary Details
Chua, Alvin	49	1	0	Provided	Not Provided
Schettini, Anna	48	1	0	Provided	Not Provided

### Fund Relationships

Relationship Type	Contact
Auditor	Boys, Anthony William
Fund Contact	Chua, Alvin
Tax Agent	PDK Financial Synergy Pty Ltd
Trustee	Chua, Alvin
Trustee	Schettini, Anna

## C - Other Documents

2022 Financial Year

---

**Preparer** Kelly Fu

**Reviewer** Kelly Fu

**Status** N/A - Not Applicable

### Supporting Documents

No supporting documents

### Standard Checklist

- Attach copy of any SOAs issued during the Financial Year
- Attach copy of Investment Strategy
- Attach signed Engagement Letter
- Attach signed Trustee Representation Letter
- Attach Trustee Minutes prepared during the year

# D - Pension Documentation

2022 Financial Year

---

**Preparer** Kelly Fu

**Reviewer** Kelly Fu

**Status** N/A - Not Applicable

## Supporting Documents

- Transfer Balance Account Summary [Report](#)

## Standard Checklist

- Attach Actuarial Certificate
- Attach documentation supporting any pensions commenced during the financial year
- Attach documentation supporting any pensions commuted during the financial year
- Ensure correct Transfer Balance Account Reports have been lodged with the ATO

**Chuattini Family Super Fund**

**Transfer Balance Account Summary**

For The Period 01 July 2021 - 30 June 2022

---

Member	Pension Type	Date	Lodgment Date	Transaction Type	Event Type	Debit	Credit	Balance	Cap Limit	Remaining Cap
--------	--------------	------	------------------	------------------	---------------	-------	--------	---------	-----------	---------------

---

Alvin Chua

Anna Schettini

# E - Estate Planning

2022 Financial Year

---

**Preparer** Kelly Fu

**Reviewer** Kelly Fu

**Status** N/A - Not Applicable

## Supporting Documents

No supporting documents

## Standard Checklist

- Attach Death Benefit Nominations (if applicable)
- Attach Life Insurance Policies (if applicable)
- Attach Reversionary Pension documentation (if applicable)
- Attach SMSF Will (if applicable)
- Review current Estate planning to ensure it matches wishes of members