

SMSF AUDIT WORKPAPERS



Approved

Client name	MIRRAWEEENA SUPER FUND	Fin Accounts Prepared by	TANIA CARTER
Client code	MIRRASF	Date prepared	17-Nov-2023
Year ended	30-Jun-2023	Reviewed by	Prepared & Reviewed by TC 20-11-23
SRN/HIN	Ords X0061601724 Bell Direct X0112081178	AB Reviewed	Y / N
Postcode	Ords 2001 Bell Direct 2120	Start of next FY	01-Jul-2023

Checklist

WP INDEX

WP NAME

	Current WIP
CHK	Check List
NYP	Points for Attention Next Year
PMR	Partner/Manager Review Point
QUE	Queries
A1	Trust Deed Summary
A2	Governing Rules
A3	Minutes and Documentation
A5	Engagement Check List
A6	Audit Risks
A7	Audit Completion
A8	Financial Analysis (Going Concern)
B	Record Keeping
C	Financial Reporting
E	Investments
F	Cash and Receivables
G	Income Tax
L	Liabilities/Pensions
M	Members' Benefits
N	Contributions & Transfers In
R	Revenue
X	Expenses
X1	Benefit Paid and Transfer Out
U	General Workpapers & Correspondence

NOTES:

Client name	MIRRAWEEENA SUPER FUND	Fin Accounts Prepared by	TANIA CARTER
Client code	MIRRASF	Date prepared	17-Nov-2023
Year ended	30-Jun-2023	Reviewed by	
SRN/HIN	Ords X0061601724 Bell Direct X0112081178	Date reviewed	
Post code	Ords 2001 Bell Direct 2120	Back to Cover	

ITEM: PREPARATION CHECKLIST BEFORE HAND IN FOR REVIEW

FINANCIAL STATEMENTS

Prior Yr Computer Records Saved:	Yes	Prior Yr Workpapers Complete & Scanned:	Yes
----------------------------------	-----	---	-----

TAX RETURNS

Supporting Schedules Complete:	Yes	ITR agrees to Class ITR:	Yes
--------------------------------	-----	--------------------------	-----

SECRETARIAL

Last Year Minutes Signed & Filed:	Yes
Last Year Accounts Signed & Filed:	Yes
Register Updated:	Yes
All Minutes (incl pension commencement) prepared:	Yes
Annual Return Complete:	Yes
Emailed Catherine to update BDBN:	Yes
Provide Catherine Minimum Pension Figures:	Yes
Prepare TBAR declaration form:	N/A
Checked Trust Deed Date, is it older than 6 years?	Yes

COMPLIANCE WITH ACCOUNTING STANDARDS

Potential Reasons for Non-Compliance:	
---------------------------------------	--

Notes for Future Returns:	
----------------------------------	--

Client name	MIRRAWEEENA SUPER FUND	Fin Accounts Prepared by	TANIA CARTER
Client code	MIRRASF	Date prepared	17-Nov-2023
Year ended	30-Jun-2023	Reviewed by	
SRN/HIN	Ords X0061601724 Bell Direct X0112081178	Date reviewed	
Postcode	Ords 2001 Bell Direct 2120	Back to Cover	

ITEM: PARTNER / MANAGER REVIEW POINTS

Sch Ref	Question	Response	
Recontribution Strategy	Have you considered a recontribution strategy for members of this super fund?	N/A	
Trust Deed	Original deed on establishment is dated 2012 and Governing Rules are from this deed. Deed of Variation in 2019 is only to add Death Benefit Agreements.	16/11/2012	
BDBN Dates	Michael & Jan have 2 Death Benefit Agreements each and both not witnessed and not binding so should be re-done and have lapsed under 2012 deed	12/05/2019	
GST checked Annual/Quarterly GST prepared for lodgement.		Yes	
Change GST to annually from quarterly	Already Annual GST	N/A	



Chartered Accountants Practice Workpapers

NYP

Client name	MIRRAWEEENA SUPER FUND	Fin Accounts Prepared by	TANIA CARTER
Client code	MIRRASF	Date prepared	17-Nov-2023
Year ended	30-Jun-2023	Reviewed by	
SRN/HIN	Ords X0061601724 Bell Direct X0112081178	Date reviewed	
Postcode	Ords 2001 Bell Direct 2120	Back to Cover	

ITEM: POINTS FOR ATTENTION NEXT YEAR

Sch Ref	Question	Response	INITIAL



CHARTERED ACCOUNTANTS
AUSTRALIA • NEW ZEALAND

Chartered Accountants Practice Workpapers

QUE

Client name	MIRRAWEEENA SUPER FUND	Fin Accounts Prepared by	TANIA CARTER
Client code	MIRRASF	Date prepared	17-Nov-2023
Year ended	30-Jun-2023	Reviewed by	
SRN/HIN	Ords X0061601724 Bell Direct X0112081178	Date reviewed	
Postcode	Ords 2001 Bell Direct 2120	Back to Cover	

ITEM: **QUERIES**

Item	Question	Response	INITIAL

Inquires 1300 300 630

Issue date 16 Nov 23

Company Statement

Extract of particulars - s346A(1) Corporations Act 2001

CORPORATE KEY: 60454643

Check this statement carefully

You are legally obligated to ensure that all your company details listed on this company statement are complete and correct. This is required under s346C (1) and/or s346B and s346C (2) of the *Corporations Act 2001*.

You must check this statement carefully and inform ASIC of any changes or corrections immediately. **Do not return this statement.** You must notify ASIC within 28 days after the date of change, and within 28 days after the date of issue of your annual company statement. Late lodgement of changes will result in late fees. These requirements do not apply to the **Additional company information**.

ACN 161 262 746
FOR MIRRAWEEENA PTY LTD

REVIEW DATE: 16 November 23

You must notify ASIC of any changes to company details — Do not return this statement



To make changes to company details or amend incorrect information

- go to www.asic.gov.au/changes
- log in to our online services and make the required updates
- first time users will need to use the corporate key provided on this company statement



Phone if you've already notified ASIC of changes but they are not shown correctly in this statement.
Ph: 1300 300 630



Use your agent.

Company Statement

These are the current company details held by ASIC. You must check this statement carefully and inform ASIC of any changes or corrections immediately. Late fees apply. **Do not return this statement.**

1 Registered office
MIRRAWEEENA PTY LTD MIRRAWEEENA SUPER FUND A / C 178 CARBINE ROAD FOREST REEFS NSW 2798

2 Principal place of business
MIRRAWEEENA PTY LTD MIRRAWEEENA SUPER FUND A / C 178 CARBINE ROAD FOREST REEFS NSW 2798

3 Officeholders

Name: MICHAEL JOHN MOORE
Born: SYDNEY NSW
Date of birth: 13/07/1955
Address: 178 CARBINE ROAD FOREST REEFS NSW 2798
Office(s) held: DIRECTOR, APPOINTED 16/11/2012; SECRETARY, APPOINTED 16/11/2012

Name: JAMES WILLIAM COWPER FISHER
Born: ORANGE NSW
Date of birth: 16/03/1982
Address: 1 STABBACK STREET MILLTHORPE NSW 2798
Office(s) held: DIRECTOR, APPOINTED 16/05/2016

Name: EMMA LOUISE HANCOCK
Born: ORANGE NSW
Date of birth: 04/09/1982
Address: 1 STABBACK STREET MILLTHORPE NSW 2798
Office(s) held: DIRECTOR, APPOINTED 16/05/2016

Name: JANE HELEN COWPER
Born: SANDY BAY TAS
Date of birth: 02/06/1957
Address: 178 CARBINE ROAD FOREST REEFS NSW 2798

These details continue on the next page

MIRRAWEEENA PTY LTD ACN 161 262 746

Company statement continued

Office(s) held: DIRECTOR, APPOINTED 16/11/2012

4 Company share structure

Share class	Shares description	Number issued	Total amount paid on these shares	Total amount unpaid on these shares
ORD	ORDINARY SHARE	2	\$2.00	\$0.00

5 Members

Name: MICHAEL JOHN MOORE

Address: 178 CARBINE ROAD FOREST REEFS NSW 2798

Share Class	Total number held	Fully paid	Beneficially held
ORD	1	Yes	Yes

Name: JANE HELEN COWPER

Address: 178 CARBINE ROAD FOREST REEFS NSW 2798

Share Class	Total number held	Fully paid	Beneficially held
ORD	1	Yes	Yes

You must notify ASIC within 28 days of the date of change, and within 28 days of the issue date of the annual company statement. Late lodgement of changes will result in late fees.

End of company statement

This concludes the information to which the company must respond (if incorrect) under s346C of the *Corporations Act 2001*.

Additional company information

This information is optional under the *Corporations Act 2001*. Late lodgement fees or late review fees do not apply to this information. To add, remove or change a contact address, see www.asic.gov.au/addresses.

6 Contact address for ASIC use only

Registered agent name: ROACH & BRUCE CONSULTING PTY LTD

Registered agent number: 3218

Address: SUITE 7 LEVEL 5 66 HUNTER STREET SYDNEY NSW 2000

**ASIC**

Australian Securities & Investments Commission

ABN 86 768 265 615

MIRRAWEEENA PTY LTD
 ROACH & BRUCE CONSULTING PTY LTD
 SE 7 L 5
 66 HUNTER ST SYDNEY NSW 2000

INVOICE STATEMENT

Issue date 16 Nov 23

MIRRAWEEENA PTY LTD

ACN 161 262 746

Account No. 22 161262746

Summary

Opening Balance	\$0.00
New items	\$63.00
Payments & credits	\$0.00
TOTAL DUE	\$63.00

- Amounts are not subject to GST. (Treasurer's determination - exempt taxes, fees and charges).
- Payment of your annual review fee will maintain your registration as an Australian company.

Transaction details are listed on the back of this page

Inquiries

www.asic.gov.au/invoices

1300 300 630

Please pay

Immediately	\$0.00
By 16 Jan 24	\$63.00

If you have already paid please ignore this invoice statement.

- Late fees will apply if you do NOT
 - tell us about a change during the period that the law allows
 - bring your company or scheme details up to date within 28 days of the date of issue of the annual statement, or
 - pay your review fee within 2 months of the annual review date.
- Information on late fee amounts can be found on the ASIC website.

**ASIC**

Australian Securities & Investments Commission

PAYMENT SLIP**MIRRAWEEENA PTY LTD**

ACN 161 262 746

Account No: 22 161262746




22 161262746

TOTAL DUE	\$63.00
Immediately	\$0.00
By 16 Jan 24	\$63.00

Payment options are listed on the back of this payment slip



Biller Code: 17301
Ref: 2291612627466



*814 129 0002291612627466 42

Transaction details:

page 2 of 2

	Transactions for this period	ASIC reference	\$ Amount
2023-11-16	Annual Review - Special Purpose Pty Co	4X4801811480P A	\$63.00
	Outstanding transactions		
2023-11-16	Annual Review - Special Purpose Pty Co	4X4801811480P A	\$63.00

PAYMENT OPTIONS



Billpay Code: 8929
Ref: 2291 6126 2746 642

Australia Post

Present this payment slip. Pay by cash, cheque or EFTPOS

Phone

Call 13 18 16 to pay by Mastercard or Visa

On-line

Go to postbillpay.com.au to pay by Mastercard or Visa

Mail

Mail this payment slip and cheque (do not staple) to ASIC,
Locked Bag 5000, Gippsland Mail Centre VIC 3841



Biller Code: 17301
Ref: 2291612627466

Telephone & Internet Banking – BPAY®

Contact your bank or financial institution to make this payment from your cheque, savings, debit, credit card or transaction account. More info: www.bpay.com.au

Client name	MIRRAWEEENA SUPER FUND	Fin Accounts Prepared by	TANIA CARTER
Client code	MIRRASF	Date prepared	17-Nov-2023
Year ended	30-Jun-2023	Reviewed by	
SRN/HIN	Ords X0061601724 Bell Direct X0112081178	Date reviewed	
Postcode	Ords 2001 Bell Direct 2120	Back to Cover	

1 Membership of Fund

Was there a new member joining the fund during the financial year?

(Please ensure that each new member has been given a PDS and a copy of the Trust Deed)

No

2 Contributions & Investments:

- a Trustees cannot accept contributions other than that permitted by Superannuation Law
- b Contributions can be cash or non cash (fair value)
Contributions shall be vested and can be used by the trustees to invest in accordance with investment strategies
- c strategies
- d Can be used to invest in arms length arrangements with related parties
- e Shall not borrow except in limited circumstances (7 days to settle trade, 90 days for payment of benefits)
- f Unallocated earnings must be held in reserves
- g Trustees must formulate investment strategies and objectives and regularly review them

3 Member not to deal with benefit

Members are not allowed to deal with his or her interests in the fund

4 Actuarial Appointment

As and when required by SIS Act and Regulations

5 Vesting of Benefits

Benefits shall vest in the individual when accrue

6 Payment of Benefits

Minimum requirements for payment of pensions - refer to section 8 in Deed

Minimum requirements for payment of lump sum benefits - refer to section 8 in Deed

7 Trustees to Provide Certificate

When a person ceases to become a member

8 Transfer of Benefits

Upon request of a member to transfer benefits to another fund

9 Auditor

Trustees to appoint independent registered auditor

10 Trustees Responsibilities

- Fit and proper person
- Comply with the sole purpose test
- Manage the fund's investments
- Pay benefits in accordance with the rules
- Meet administrative obligations
- Each member has been provided with a PDS

11 SMSF Requirements

- Less than 5 members
- All members are trustees or directors of the corporate trustee
- Election to become regulated by SISA (1993)
- No member of the fund is an employee of another

Client name	MIRRAWEEENA SUPER FUND	Fin Accounts Prepared by	TANIA CARTER
Client code	MIRRASF	Date prepared	17-Nov-2023
Year ended	30-Jun-2023	Reviewed by	
SRN/HIN	Ords X0061601724 Bell Direct X0112081178	Date reviewed	
Postcode	Ords 2001 Bell Direct 2120	Back to Cover	

12 Trustees

Appointment and removal of trustees
 Record Keeping - 10 years - written records for all decisions
 Record Keeping - 5 years for accounting records
 Ensure proper accounting including maintenance of member accounts

13 Amendments to Trust Deed

Deed was reviewed and there were no amendments made to the trust deed
Check to make sure there is an "Evergreen" clause to ensure that it is up to date with legislation
 All deeds dated in 2002 should be updated. If this is your case, please let Catherine know so she can prepare all the necessary documentations

14 Binding Death Benefit Nominations

Does the trust deed provide for non-lapsing binding death benefit nominations?
(All Trust Deeds from Patricia Holdings should have this, please check para 51.2.8 or relevant paragraph. Members without dependants should amend their deed immediately)

No

Client name	MIRRAWEEENA SUPER FUND	Fin Accounts Prepared by	TANIA CARTER
Client code	MIRRASF	Date prepared	17-Nov-2023
Year ended	30-Jun-2023	Reviewed by	
SRN/HIN	Ords X0061601724 Bell Direct X0112081178	Date reviewed	
Postcode	Ords 2001 Bell Direct 2120	Back to Cover	

- (i) Access the link below for a print out compliance status of the super fund Yes
- <http://superfundlookup.gov.au/Index.aspx>
- (ii) Reviewed Trustee Covenants - consistent with governing rules as per section 51 SISA (1993) Refer to Trust deed summary Yes
1. Act honestly in all matters affecting the entity
 2. To exercise the degree of care skill and diligence of an ordinary prudent person
 3. To act in the best interests of beneficiaries
 4. To keep fund assets separate
 5. Not to do anything that would impede the proper performance of functions and powers
 6. To formulate and give effect to an investment strategy
 7. To manage reserves responsibly
 8. To allow a beneficiary access to certain information
- Note: super fund's governing rules are consistent with trustees' covenants as per s52 SISA (1993)*
- (iii) Reviewed the governing rules which appeared to allow for the the operations of the fund to be "indefinitely continuing". Refer to Summary of Governing Rules
- (iv) Super fund activities complied with the investment strategy permitted by the trust deed and that the purpose is to provide retirement benefits to members

The Trustee for Mirraweena Super Fund

ABN:	72 679 104 386 View record on ABN Lookup
ABN Status:	Active from 16 Nov 2012
Fund type:	ATO Regulated Self-Managed Superannuation Fund
Contact details:	Se 7 L 5 66 HUNTER ST SYDNEY NSW 2000 AUSTRALIA
Status:	Complying

ABN last updated: 16 Mar 2021

Record extracted: 17 Nov 2023

What does 'Complying' mean?

A 'Complying' SMSF:

- is a regulated fund
- is a resident of Australia, and
- has been issued with a [Notice of compliance](#)

APRA Funds

See the [guidance](#) issued by APRA for further assistance in managing transfers and rollovers to SMSFs. Use the SMSF verification service through [Standard Business Reporting](#) software. More information can be found on [ato.gov.au](#).

Superannuation guarantee payments

Contributions made to complying funds can qualify as Superannuation Guarantee (SG) payments. This record extract can be used to confirm this fund has been issued with a *Notice of Compliance* and is currently entitled to receive employer SG payments.

Tax rates

Complying funds that meet [Superannuation Industry \(Supervision\) Act 1993](#) (SISA) standards qualify for [concessional tax rates](#).

Also refer to [frequently asked questions](#).

Disclaimer

This extract is based on information supplied by superannuation entities to the Commissioner of Taxation.

Important Neither the Australian Government nor the ATO endorse or guarantee the performance of super funds.

Warning Statement

Anyone who tells you to set up a SMSF is giving you financial advice. This means the person or company must have an **Australian financial services (AFS) licence**. Check **ASIC Connect Professional Registers**.

Client name	MIRRAWEEENA SUPER FUND	Fin Accounts Prepared by	TANIA CARTER
Client code	MIRRASF	Date prepared	17-Nov-2023
Year ended	30-Jun-2023	Reviewed by	
SRN/HIN	Ords X0061601724 Bell Direct X0112081178	Date reviewed	
Postcode	Ords 2001 Bell Direct 2120	Back to Cover	

Objective To ensure that records are maintained in accordance with the trust deed and are consistent with SISA (1993) and general accepted accounting principles

Accounting Records

1 Maintenance of Records

The super fund's financial records were inspected and appeared to be kept in order
Minutes were inspected and it appeared that all decisions relating to the super fund were recorded
(Attach minutes of significant matters such as appointment of auditor, commencement of pension)

Was there options trading during the financial year?

No

If yes, please ensure a derivative risk statement is included in the financial accounts.

Documentation of Investment Decisions

The super fund's minute book was reviewed and there were no matters noted that would materially effect the financial statements

2 ATO Correspondence

Reviewed correspondence with ATO and there were no outstanding matters of audit significance

ORD MINNETT

REALISED OPTIONS PROFIT & LOSS

From 1 July 2022 Through 30 June 2023

Mirraweena Pty Ltd
<*Mirraweena Super Fund A/C*>

Security	Description	Purchase Date	Sale Date	Quantity	Purchase Cost	Sale Proceeds	Net Profit / Loss
<hr/> TOTAL <hr/> <hr/>							

This report details your realised options profit and loss activity so you can consider how to handle appropriately for your tax return. Previously this information appeared in the Realised Capital Gains statement.

Please refer to the Transaction Statement for the tax component breakdown of the purchase costs and sale proceeds (Brokerage, ACH Fee & GST).

Adviser Name: Andrew Murray
Location: SYDNEY
Phone No: (02) 8216 6462
Account No: 1637970

Ord Minnett Limited AFS Licence 237121 ABN 86 002 733 048 A Market Participant of the Australian Stock Exchange Limited

While Ord Minnett believes that the information contained herein is reliable, no warranty is given as to its accuracy or the accuracy of information or material from other sources and persons who rely on it do so at their own risk. Accordingly you should satisfy yourself as to the correctness or otherwise of the statements contained herein.

Client name	MIRRAWEEENA SUPER FUND	Fin Accounts Prepared by	TANIA CARTER
Client code	MIRRASF	Date prepared	17-Nov-2023
Year ended	30-Jun-2023	Reviewed by	
SRN/HIN	Ords X0061601724 Bell Direct X0112081178	Date reviewed	
Postcode	Ords 2001 Bell Direct 2120	Back to Cover	

Objective To ensure the audit engagement is planned properly and performed efficiently

All Engagements

- 5 Copy of Trust Deed**
Obtained a copy of the trust deed - Refer to Deed Summary (A1 & A2)
- There were no amendments
- 6 Issues Relating to Fund History**
Reviewed prior year accounts and workpapers and there were no ongoing issues
- 7 Audit Plan**
Audit plan is prepared and approved by partner
- 8 Minutes**
Reviewed Minutes of meetings for the super fund for the year and there were no items of audit significance. (If significant, please document)
- 9 Legal Advice**
Reviewed correspondence and there was no legal advice received by the trustee during the year
- 10 Trustee Declaration**
Sighted ATO Trustee declaration for new trustees appointed after 30th June 2007.

New Engagements

No

Client name	MIRRAWEEENA SUPER FUND	Fin Accounts Prepared by	TANIA CARTER
Client code	MIRRASF	Date prepared	17-Nov-2023
Year ended	30-Jun-2023	Reviewed by	
SRN/HIN	Ords X0061601724 Bell Direct X0112081178	Date reviewed	
Postcode	Ords 2001 Bell Direct 2120	Back to Cover	

- 1 Contribution Risks**
 All Contributions were allocated to the appropriate member(s) and agreed to employers contributions received and individual tax returns

 Confirmed member contributions were received by the fund (see attached) and compared to the member's individual tax return to ensure the correct amount have been claimed as deduction.
- 2 Other Income Risks**
 A random sample was selected (see attached chess statements) and were confirmed to share registry records. From the sample selected it was reasonable to suggest that all incomes are reported and are at correct amounts
- 3 Expenditure Risks**
 A sample was selected (see attached) and vouched to source documents. From the sample selected it is reasonable to suggest that all expenditures incurred were related to S/F and were correctly reported
- 4 Benefits Payments Risks**
 See Attached Member's Benefits Calculation Statement. Reviewed calculations were reasonable and in accordance with current requirements
- 5 Investments and Other Assets Risks**
 A sample was selected and vouched to bank statements, chess statements and portfolio valuations. From the selected sample, it was reasonable that investments and other assets were held in the super fund's name (See Attached Chess Statements)
 From the sample selected, market values agreed with those published in AFR and were appropriately reported in the accounts
- 6 Liabilities and Members Benefits Risks**
 All investments are shares and cash and therefore the only reasonable risk of unrecorded liability is tax which was brought to balance sheet

Client name	MIRRAWEEENA SUPER FUND	Fin Accounts Prepared by	TANIA CARTER
Client code	MIRRASF	Date prepared	17-Nov-2023
Year ended	30-Jun-2023	Reviewed by	
SRN/HIN	Ords X0061601724 Bell Direct X0112081178	Date reviewed	
Postcode	Ords 2001 Bell Direct 2120	Back to Cover	

Audit Completion

- 10 Assessment and Documentation of Going Concern**
 Super fund has no debt other than tax and accrued members benefits
 Super fund's assets are adequate to meet any short and long term liabilities (payments of benefits)
- 11 Commitments and Contingencies Properly Disclosed**
 Reviewed accounts and all contingencies and commitments have been adequately review and disclosed in the financial report
- 13 Subsequent Events**
 Reviewed correspondence and activity post year end and there were no material events Post balance date
- 14 ATO Return**
 Viewed super fund's signed tax return and lodged and compared with audit WP
- 16 Financial Accounts**
 All Reports in financial accounts have been signed

Client name	MIRRAWEEENA SUPER FUND	Fin Accounts Prepared by	TANIA CARTER
Client code	MIRRASF	Date prepared	17-Nov-2023
Year ended	30-Jun-2023	Reviewed by	
SRN/HIN	Ords X0061601724 Bell Direct X0112081178	Date reviewed	
Postcode	Ords 2001 Bell Direct 2120	Back to Cover	

Objective To ensure that records are maintained in accordance with the trust deed and are consistent with general accounting principles.

Accounting Records

1 Opening Balances
Obtained trial balance and agreed the current year's opening balances to the closing balances from last year

2 Comparative Balances Agreed to Prior Year Audited Financial Statements
Obtained trial balance and agreed audited financial report from last year

3 Maintenance of Records
The super fund's financial records were inspected and appeared to be kept in order (5 years)
Minutes were inspected and it appeared that all decisions relating to the S/F were recorded (Attach minutes of significance matters - these are kept for 10 years)

4 Other Records
Investment decisions were documented and updated in minute book

Investment strategy was prepared and reviewed regularly (at least annually) to take into account of risk, return, liquidity, diversification and the super fund's ability to meet its short and long term commitments.

The super fund's investments were reviewed and are within guidelines of its investment strategy.

Mirraweena Super Fund
Detailed Trial Balance as at 30 June 2022

Prior Year		Description	Current Year	
Debits	Credits		Debits	Credits
		INCOME		
		Rollovers In		
-	-	Ms Emma Hancock	-	70,460.70
		Contributions - Employer		
-	-	Ms Emma Hancock	-	17,882.79
		Contributions - Member - Personal		
		Non-Concessional		
-	299,999.97	Mr Michael Moore	-	-
-	100,000.00	Ms Jane Cowper	-	110,000.00
		Forex Realised Gains - Foreign Cash At Bank		
0.06	-	Interactive Brokers Cash Acct - USD J&E	-	1.60
		Forex Unrealised Gains - Foreign Cash At Bank		
40.19	-	Interactive Brokers Cash Acct - USD J&E	-	46.67
		Distributions - Shares in Listed Companies		
-	-	Macquarie Bank Limited - Cap Note 3-Bbsw+2.90% Perp Non-Cum Red T-09-28	-	492.45
		Distributions - Stapled Securities		
-	1,155.12	Charter Hall Group - Stapled Securities Us Prohibited	-	1,184.61
-	4,408.05	Charter Hall Long Wale REIT - Fully Paid Units Stapled Securities	-	4,955.31
-	1,730.63	Transurban Group - Fully Paid Ordinary/Units Stapled Securities	-	1,450.95
		Distributions - Units In Listed Unit Trusts		
-	1,038.24	Betashares ASIA Technology Tigers ETF - Betashares ASIA Technology Tigers ETF	-	275.56
-	5,073.79	ETFS Morningstar Global Technology ETF - ETFS Morningstar Global Technology ETF	-	1,262.54
-	442.80	Magellan Global Equities Fund (Managed Fund) - Magellan Global Equities Fund (Managed Fund)	-	-
-	464.86	Magellan Global Fund (Open Class) (Managed Fund) - Magellan Global Fund (Open Class) (Managed Fund)	-	975.10
-	124.84	Magellan Global Fund. - Ordinary Units Fully Paid Closed Class	-	130.83
-	816.30	Magellan High Conviction Trust - Ordinary Units Fully Paid	-	-
-	-	Magellan High Conviction Trust (Managed Fund) - Magellan High Conviction Trust (Managed Fund)	-	877.97
-	1,542.88	Mcp Income Opportunities Trust - Ordinary Units Fully Paid	-	3,608.63
-	2,198.26	Mcp Master Income Trust - Ordinary Units Fully Paid	-	3,219.60
		Dividends - Shares in Listed Companies		
-	6,725.50	Ampol Limited	-	-
-	942.60	Australia And New Zealand Banking Group Limited	-	2,230.82
-	4,036.78	BHP Group Limited	-	19,876.33
-	587.92	Breville Group Limited	-	500.17
-	3,506.72	Commonwealth Bank Of Australia.	-	29,495.41
-	388.97	CSL Limited	-	498.26
-	-	Jb Hi-Fi Limited	-	4,350.00
-	1,478.25	Macquarie Group Limited	-	3,733.05
-	692.40	National Australia Bank Limited	-	1,656.08

Mirraweena Super Fund

Detailed Trial Balance as at 30 June 2022

Prior Year		Description	Current Year	
Debits	Credits		Debits	Credits
-	1,421.00	National Australia Bank Limited - Cap Note 3-Bbsw+4.00% Perp Non-Cum Red T-06-26	-	1,422.95
-	8,252.78	Rio Tinto Limited	-	16,007.63
-	856.95	Sonic Healthcare Limited	-	935.75
-	110.44	Tpg Telecom Limited	-	-
-	1,459.73	Tpg Telecom Limited	-	-
-	127.88	TPG Telecom Limited.	-	281.33
-	9.68	TPG Telecom Limited.	-	21.29
-	1,399.15	Wam Global Limited	-	1,695.67
-	1,140.70	Westpac Banking Corporation - Cap Note 3-Bbsw+3.20% Perp Non-Cum Red T-09-25	-	1,146.15
-	-	Woolworths Group Limited	-	12,369.14
-	166.95	Dividends - Stapled Securities Charter Hall Group - Stapled Securities Us Prohibited	-	294.91
-	-	Transurban Group - Fully Paid Ordinary/Units Stapled Securities	-	48.75
-	111.15	Foreign Income - Foreign Dividend - Foreign Cash At Bank Interactive Brokers Cash Acct - USD J&E	-	151.24
-	34.07	Interest - Cash At Bank Macquarie Bank CMA 964055388 J&E	-	49.53
-	13.14	Ord Minnett - CMT Account	-	29.95
-	893.82	Interest - Other Fixed Interest Securities Qube Holdings Limited - Hybrid 3-Bbsw+3.90% 05-10-23 Sub Cum	-	1,177.62
-	1,113.22	Interest - Shares in Listed Companies National Australia Bank Limited - Cap Note 3-Bbsw+2.20% 20-09-28 Cum Red T-09-23	-	1,119.06
-	3.79	ATO Interest Payments	-	4.13
-	42.56	Rebate	-	-
EXPENSE				
19,200.00	-	Pensions Paid - Mr Michael Moore Pension Account 01.07.2019	89,650.00	-
-	-	Pension Account 01.07.2021	12,110.00	-
6,470.00	-	Pensions Paid - Ms Jane Cowper Pension Account 01.07.20	7,800.00	-
-	-	Pension Account 01.07.2021	4,640.00	-
3,210.19	-	Insurance Premiums - Ms Emma Hancock Accumulation	7,431.03	-
5,036.00	-	Accountancy Fee	280.50	-
102.50	-	Actuarial Fee	102.50	-
1,540.00	-	Auditor Fee	385.00	-
41.66	-	Bank Fees - Cash At Bank Interactive Brokers Cash Acct - AUD J&E	9.40	-
2,583.00	-	Fund Administration Fee	2,352.38	-
11.32	-	General Expense	-	-
13,691.91	-	Investment Management Fee	17,440.97	-
146.90	-	Penalty Interest Paid	-	-
259.00	-	SMSF Supervisory Levy	259.00	-
-	-	Sundry	1.26	-
11,447.77	-	Realised Capital Losses - Shares in Listed Companies Ampol Limited	-	-

Mirraweena Super Fund

Detailed Trial Balance as at 30 June 2022

Prior Year		Description	Current Year	
Debits	Credits		Debits	Credits
-	-	Bluechiip Limited	9,314.52	-
6,058.99	-	Carbon Revolution Limited	-	-
-	-	Commonwealth Bank Of Australia.	22,566.80	-
-	-	Jb Hi-Fi Limited	5,025.73	-
720.68	-	L1 Long Short Fund Limited	-	-
-	-	Marley Spoon Ag - Chess Depository Interests 1000:1	7,849.90	-
-	-	Murray Cod Australia Limited	-	4,419.99
-	-	Redbubble Limited	-	9,123.46
-	-	Tuas Limited	-	478.87
-	-	Woolworths Group Limited	13,865.79	-
708.32	-	Xplore Wealth Limited	-	-
-	-	Realised Capital Losses - Stapled Securities		
-	-	Charter Hall Long Wale REIT - Fully Paid Units Stapled Securities	3,237.52	-
-	-	Sydney Airport - Fully Paid Ordinary/Units Stapled Securities	-	12,956.72
-	-	Transurban Group - Fully Paid Ordinary/Units Stapled Securities	2,761.16	-
-	-	Realised Capital Losses - Units In Listed Unit Trusts		
1,482.83	-	Magellan Global Equities Fund (Managed Fund) - Magellan Global Equities Fund (Managed Fund)	-	-
-	-	Magellan Global Fund. - Ordinary Units Fully Paid Closed Class	330.06	-
-	-	Decrease in Market Value - Derivative Investments		
-	95.51	Magellan Global Fund. - Option Expiring 01-Mar-2024 Ex At Disc To Est Nav	78.45	-
-	1,300.69	Wam Global Limited - Option Expiring 12-Sep-2022	1,285.02	-
-	-	Decrease in Market Value - Other Fixed Interest Securities		
-	633.00	Qube Holdings Limited - Hybrid 3-Bbsw+3.90% 05-10-23 Sub Cum	270.00	-
-	-	Decrease in Market Value - Shares in Listed Companies		
-	14,940.21	Australia And New Zealand Banking Group Limited	9,614.52	-
-	24,945.00	BHP Group Limited	14,303.28	-
720.64	-	Bluechiip Limited	-	8,798.12
-	12,548.25	Breville Group Limited	20,919.60	-
-	4,773.11	Carbon Revolution Limited	-	-
-	43,155.30	Commonwealth Bank Of Australia.	16,347.18	-
180.62	-	CSL Limited	1,327.52	-
-	16,009.50	L1 Long Short Fund Limited	-	-
-	-	Macquarie Bank Limited - Cap Note 3-Bbsw+2.90% Perp Non-Cum Red T-09-28	712.50	-
-	23,505.15	Macquarie Group Limited	-	793.08
-	2,452.70	Marley Spoon Ag - Chess Depository Interests 1000:1	2,452.70	-
-	16,875.00	Murray Cod Australia Limited	13,518.73	-
-	10,486.00	National Australia Bank Limited	-	1,525.68
-	686.66	National Australia Bank Limited - Cap Note 3-Bbsw+2.20% 20-09-28 Cum Red T-09-23	563.16	-
-	2,700.00	National Australia Bank Limited - Cap Note 3-Bbsw+4.00% Perp Non-Cum Red T-06-26	2,240.00	-
-	3,586.50	Redbubble Limited	3,586.50	-
-	32,250.60	Rio Tinto Limited	26,932.50	-

Mirraweena Super Fund

Detailed Trial Balance as at 30 June 2022

Prior Year		Description	Current Year	
Debits	Credits		Debits	Credits
-	7,941.35	Sonic Healthcare Limited	5,309.15	-
106.42	-	Tpg Telecom Limited	-	-
1,889.60	-	Tpg Telecom Limited	-	-
2,662.75	-	TPG Telecom Limited.	494.45	-
238.01	-	TPG Telecom Limited.	37.41	-
29.77	-	Tuas Limited	-	29.77
1.96	-	Tuas Limited	-	30.23
-	981.90	Tyro Payments Limited	16,801.40	-
-	11,766.10	Wam Global Limited	15,255.77	-
-	2,465.00	Westpac Banking Corporation - Cap Note 3-Bbsw+3.20% Perp Non-Cum Red T-09-25	1,385.00	-
-	-	Woodside Energy Group Ltd	-	734.24
-	-	Woolworths Group Limited	4,643.94	-
-	1,327.81	Xplore Wealth Limited	-	-
Decrease in Market Value - Shares in Listed Companies - Foreign				
-	1,737.95	American Express Co	389.76	-
-	1,052.27	Bank of America Corp	502.00	-
-	10,518.51	Berkshire Hathaway Inc	-	2,557.44
-	3,545.09	Google - Alphabet Inc Class A	253.60	-
-	-	Mawson Infrastructure Group Inc	38,161.00	-
-	573.32	Wells Fargo & Co	84.58	-
Decrease in Market Value - Stapled Securities				
-	22,328.90	Charter Hall Group - Stapled Securities Us Prohibited	17,962.70	-
-	4,227.20	Charter Hall Long Wale REIT - Fully Paid Units Stapled Securities	1,370.17	-
-	1,742.49	Sydney Airport - Fully Paid Ordinary/Units Stapled Securities	-	4,205.36
-	652.00	Transurban Group - Fully Paid Ordinary/Units Stapled Securities	-	4,515.85
Decrease in Market Value - Units In Listed Unit Trusts				
-	8,821.15	Betashares ASIA Technology Tigers ETF - Betashares ASIA Technology Tigers ETF	12,099.10	-
627.45	-	Betashares U.S. Dollar ETF - Exchange Traded Fund Units Fully Paid	-	516.20
6,070.05	-	Betashares U.S. Dollar ETF - Exchange Traded Fund Units Fully Paid	-	4,993.80
-	4,851.00	ETFS Morningstar Global Technology ETF - ETFS Morningstar Global Technology ETF	7,535.50	-
-	846.08	Magellan Global Equities Fund (Managed Fund) - Magellan Global Equities Fund (Managed Fund)	-	-
-	1,823.00	Magellan Global Fund (Open Class) (Managed Fund) - Magellan Global Fund (Open Class) (Managed Fund)	3,919.45	-
-	656.91	Magellan Global Fund. - Ordinary Units Fully Paid Closed Class	656.91	-
-	2,993.10	Magellan High Conviction Trust - Ordinary Units Fully Paid	-	1,582.05
-	-	Magellan High Conviction Trust (Managed Fund) - Magellan High Conviction Trust (Managed Fund)	6,026.35	-
-	4,513.12	Mcp Income Opportunities Trust - Ordinary Units Fully Paid	7,181.59	-
-	5,670.55	Mcp Master Income Trust - Ordinary Units Fully Paid	4,990.83	-

INCOME TAX

Mirraweena Super Fund

Detailed Trial Balance as at 30 June 2022

Prior Year		Description	Current Year	
Debits	Credits		Debits	Credits
697.20	-	Income Tax Expense	2,605.50	-
11.29	-	Excessive Foreign Tax Credit Writeoff Expense	146.94	-
		Imputation Credits - Shares in Listed Companies		
-	2,882.36	Ampol Limited	-	-
-	403.97	Australia And New Zealand Banking Group Limited	-	956.07
-	1,730.05	BHP Group Limited	-	8,518.43
-	190.29	Breville Group Limited	-	214.36
-	1,502.88	Commonwealth Bank Of Australia.	-	12,640.89
-	-	CSL Limited	-	9.40
-	-	Jb Hi-Fi Limited	-	1,864.29
-	-	Macquarie Bank Limited - Cap Note 3-Bbsw+2.90% Perp Non-Cum Red T-09-28	-	84.42
-	253.42	Macquarie Group Limited	-	639.96
-	296.75	National Australia Bank Limited	-	709.74
-	609.00	National Australia Bank Limited - Cap Note 3-Bbsw+4.00% Perp Non-Cum Red T-06-26	-	609.84
-	3,536.91	Rio Tinto Limited	-	6,860.42
-	110.18	Sonic Healthcare Limited	-	319.78
-	47.34	Tpg Telecom Limited	-	-
-	625.60	Tpg Telecom Limited	-	-
-	54.81	TPG Telecom Limited.	-	120.57
-	4.15	TPG Telecom Limited.	-	9.12
-	599.64	Wam Global Limited	-	726.72
-	488.87	Westpac Banking Corporation - Cap Note 3-Bbsw+3.20% Perp Non-Cum Red T-09-25	-	491.21
-	-	Woolworths Group Limited	-	5,301.06
		Imputation Credits - Stapled Securities		
-	194.14	Charter Hall Group - Stapled Securities Us Prohibited	-	263.12
-	48.82	Transurban Group - Fully Paid Ordinary/Units Stapled Securities	-	22.83
		Imputation Credits - Units In Listed Unit Trusts		
-	-	ETFS Morningstar Global Technology ETF - ETFS Morningstar Global Technology ETF	-	7.46
-	78.75	Mcp Income Opportunities Trust - Ordinary Units Fully Paid	-	90.83
		PROFIT & LOSS CLEARING ACCOUNT		
694,160.72	-	Profit & Loss Clearing Account	-	55,736.37
		ASSETS		
		Derivative Investments		
95.51	-	Magellan Global Fund. - Option Expiring 01-Mar-2024 Ex At Disc To Est Nav	17.06	-
1,300.69	-	Wam Global Limited - Option Expiring 12-Sep-2022	15.67	-
		Other Assets		
3,336.98	-	Insurance Prepaid	-	-
		Other Fixed Interest Securities		
31,020.00	-	Qube Holdings Limited - Hybrid 3-Bbsw+3.90% 05-10-23 Sub Cum	30,750.00	-
		Shares in Listed Companies		
44,223.65	-	Australia And New Zealand Banking Group Limited	34,609.13	-
94,905.78	-	BHP Group Limited	80,602.50	-

Mirraweena Super Fund

Detailed Trial Balance as at 30 June 2022

Prior Year		Description	Current Year	
Debits	Credits		Debits	Credits
3,693.28	-	Bluechiip Limited	-	-
52,492.05	-	Breville Group Limited	31,572.45	-
141,216.18	-	Commonwealth Bank Of Australia.	94,266.34	-
39,356.22	-	CSL Limited	52,735.76	-
-	-	Macquarie Bank Limited - Cap Note 3-Bbsw+2.90% Perp Non-Cum Red T-09-28	24,287.50	-
96,204.45	-	Macquarie Group Limited	126,837.21	-
12,513.60	-	Marley Spoon Ag - Chess Depository Interests 1000:1	-	-
24,687.50	-	Murray Cod Australia Limited	5,676.00	-
34,190.88	-	National Australia Bank Limited	35,716.56	-
50,210.16	-	National Australia Bank Limited - Cap Note 3-Bbsw+2.20% 20-09-28 Cum Red T-09-23	49,647.00	-
53,945.00	-	National Australia Bank Limited - Cap Note 3-Bbsw+4.00% Perp Non-Cum Red T-06-26	51,705.00	-
43,727.93	-	Redbubble Limited	-	-
142,470.00	-	Rio Tinto Limited	115,537.50	-
37,824.00	-	Sonic Healthcare Limited	32,514.85	-
10,673.30	-	TPG Telecom Limited.	10,178.85	-
807.54	-	TPG Telecom Limited.	770.13	-
550.18	-	Tuas Limited	-	-
41.92	-	Tuas Limited	72.15	-
20,074.40	-	Tyro Payments Limited	3,273.00	-
41,867.60	-	Wam Global Limited	28,307.50	-
51,640.00	-	Westpac Banking Corporation - Cap Note 3-Bbsw+3.20% Perp Non-Cum Red T-09-25	50,255.00	-
-	-	Woodside Energy Group Ltd	11,239.52	-
-	-	Woolworths Group Limited	30,117.60	-
		Shares in Listed Companies - Foreign		
4,615.36	-	American Express Co	4,225.60	-
2,851.77	-	Bank of America Corp	2,349.77	-
35,488.59	-	Berkshire Hathaway Inc	38,046.03	-
9,743.77	-	Google - Alphabet Inc Class A	9,490.17	-
-	-	Mawson Infrastructure Group Inc	3,069.53	-
1,506.05	-	Wells Fargo & Co	1,421.47	-
		Shares in Unlisted Companies		
50,000.00	-	Local Agent Finder FPO	50,000.00	-
		Stapled Securities		
59,441.60	-	Charter Hall Group - Stapled Securities Us Prohibited	41,478.90	-
84,426.50	-	Charter Hall Long Wale REIT - Fully Paid Units Stapled Securities	49,830.90	-
33,570.42	-	Sydney Airport - Fully Paid Ordinary/Units Stapled Securities	-	-
69,371.25	-	Transurban Group - Fully Paid Ordinary/Units Stapled Securities	38,250.80	-
		Units In Listed Unit Trusts		
32,086.60	-	Betashares ASIA Technology Tigers ETF - Betashares ASIA Technology Tigers ETF	19,987.50	-
5,678.20	-	Betashares U.S. Dollar ETF - Exchange Traded Fund Units Fully Paid	6,194.40	-
54,931.80	-	Betashares U.S. Dollar ETF - Exchange Traded Fund Units Fully Paid	59,925.60	-
33,362.00	-	ETFS Morningstar Global Technology ETF - ETFS Morningstar Global Technology ETF	25,826.50	-

Mirraweena Super Fund

Detailed Trial Balance as at 30 June 2022

Prior Year		Description	Current Year	
Debits	Credits		Debits	Credits
25,066.25	-	Magellan Global Fund (Open Class) (Managed Fund) - Magellan Global Fund (Open Class) (Managed Fund)	21,146.80	-
6,173.91	-	Magellan Global Fund. - Ordinary Units Fully Paid Closed Class	-	-
28,389.10	-	Magellan High Conviction Trust - Ordinary Units Fully Paid	-	-
-	-	Magellan High Conviction Trust (Managed Fund) - Magellan High Conviction Trust (Managed Fund)	23,944.80	-
24,551.40	-	Mcp Income Opportunities Trust - Ordinary Units Fully Paid	66,316.25	-
49,225.20	-	Mcp Master Income Trust - Ordinary Units Fully Paid	144,552.70	-
Cash At Bank				
407.19	-	Interactive Brokers Cash Acct - AUD J&E	397.79	-
32,715.75	-	Macquarie Bank CMA 964055388 J&E	117,036.01	-
16,452.54	-	Ord Minnett - CMT Account	18,654.00	-
Foreign Cash At Bank				
528.64	-	Interactive Brokers Cash Acct - USD J&E	705.46	-
DRP Residual				
1.26	-	Sydney Airport - Fully Paid Ordinary/Units Stapled Securities	-	-
Receivables - Investment Income Receivable - Distributions				
444.66	-	Charter Hall Group - Stapled Securities Us Prohibited	431.64	-
1,315.27	-	Charter Hall Long Wale REIT - Fully Paid Units Stapled Securities	890.42	-
999.38	-	Transurban Group - Fully Paid Ordinary/Units Stapled Securities	638.40	-
Receivables - Investment Income Receivable - Distributions				
1,038.24	-	Betashares ASIA Technology Tigers ETF - Betashares ASIA Technology Tigers ETF	212.03	-
5,059.18	-	ETFS Morningstar Global Technology ETF - ETFS Morningstar Global Technology ETF	1,242.43	-
464.86	-	Magellan Global Fund (Open Class) (Managed Fund) - Magellan Global Fund (Open Class) (Managed Fund)	464.87	-
124.84	-	Magellan Global Fund. - Ordinary Units Fully Paid Closed Class	-	-
408.15	-	Magellan High Conviction Trust - Ordinary Units Fully Paid	-	-
-	-	Magellan High Conviction Trust (Managed Fund) - Magellan High Conviction Trust (Managed Fund)	446.24	-
198.58	-	Mcp Income Opportunities Trust - Ordinary Units Fully Paid	418.28	-
156.85	-	Mcp Master Income Trust - Ordinary Units Fully Paid	665.46	-
Current Tax Assets				
22,972.15	-	Income Tax Payable	-	146.90
-	697.20	Provision for Income Tax	-	2,605.50
Current Tax Assets - Franking Credits - Shares in Listed Companies				
2,882.36	-	Ampol Limited	-	-
403.97	-	Australia And New Zealand Banking Group Limited	956.07	-
1,730.05	-	BHP Group Limited	8,518.43	-
190.29	-	Breville Group Limited	214.36	-

Mirraweena Super Fund
Detailed Trial Balance as at 30 June 2022

Prior Year		Description	Current Year	
Debits	Credits		Debits	Credits
1,502.88	-	Commonwealth Bank Of Australia.	12,640.89	-
-	-	CSL Limited	9.40	-
-	-	Jb Hi-Fi Limited	1,864.29	-
-	-	Macquarie Bank Limited - Cap Note 3-Bbsw+2.90% Perp Non-Cum Red T-09-28	84.42	-
253.42	-	Macquarie Group Limited	639.96	-
296.75	-	National Australia Bank Limited	709.74	-
609.00	-	National Australia Bank Limited - Cap Note 3-Bbsw+4.00% Perp Non-Cum Red T-06-26	609.84	-
3,536.91	-	Rio Tinto Limited	6,860.42	-
110.18	-	Sonic Healthcare Limited	319.78	-
47.34	-	Tpg Telecom Limited	-	-
625.60	-	Tpg Telecom Limited	-	-
54.81	-	TPG Telecom Limited.	120.57	-
4.15	-	TPG Telecom Limited.	9.12	-
599.64	-	Wam Global Limited	726.72	-
488.87	-	Westpac Banking Corporation - Cap Note 3-Bbsw+3.20% Perp Non-Cum Red T-09-25	491.21	-
-	-	Woolworths Group Limited	5,301.06	-
Current Tax Assets - Franking Credits - Stapled Securities				
194.14	-	Charter Hall Group - Stapled Securities Us Prohibited	263.12	-
48.82	-	Transurban Group - Fully Paid Ordinary/Units Stapled Securities	22.83	-
Current Tax Assets - Franking Credits - Units In Listed Unit Trusts				
-	-	ETFS Morningstar Global Technology ETF - ETFS Morningstar Global Technology ETF	7.46	-
78.75	-	Mcp Income Opportunities Trust - Ordinary Units Fully Paid	90.83	-
Current Tax Assets - Foreign Tax Credits - Foreign Cash At Bank				
4.20	-	Interactive Brokers Cash Acct - USD J&E	22.69	-
Current Tax Assets - Foreign Tax Credits - Units In Listed Unit Trusts				
-	-	Betashares ASIA Technology Tigers ETF - Betashares ASIA Technology Tigers ETF	63.53	-
14.61	-	ETFS Morningstar Global Technology ETF - ETFS Morningstar Global Technology ETF	20.11	-
-	-	Magellan Global Fund (Open Class) (Managed Fund) - Magellan Global Fund (Open Class) (Managed Fund)	45.36	-
-	-	Magellan Global Fund. - Ordinary Units Fully Paid Closed Class	5.99	-
Current Tax Assets				
-	11.29	Excessive Foreign Tax Credit Writeoff	-	146.94
7,344.00	-	Income Tax Instalments Paid	-	-
Other Taxes Refundable				
489.00	-	Activity Statement Payable/Refundable	1,493.00	-
0.69	-	GST Payable/Refundable	0.79	-
LIABILITIES				
-	308.00	Accountancy Fee	-	-
-	385.00	Auditor Fee	-	-
-	2,772.00	Fund Administration Fee	-	-

Mirraweena Super Fund
Detailed Trial Balance as at 30 June 2022

Prior Year		Description	Current Year	
Debits	Credits		Debits	Credits
-	518.00	SMSF Supervisory Levy	-	259.00
MEMBER ENTITLEMENTS				
Mr James Fisher				
-	95,962.68	Accumulation	-	88,337.80
Mr Michael Moore				
-	484,260.06	Accumulation	-	-
-	650,417.57	Pension Account 01.07.2019	-	516,601.86
-	-	Pension Account 01.07.2021	-	438,665.78
Ms Emma Hancock				
-	901.29	Accumulation	-	77,778.68
Ms Jane Cowper				
-	122,243.35	Accumulation	-	-
-	389,870.10	Pension Account 01.07.20	-	355,035.72
-	-	Pension Account 01.07.2021	-	211,498.84
<u>2,528,494.34</u>	<u>2,528,494.34</u>		<u>2,160,455.30</u>	<u>2,160,455.30</u>

Client name	MIRRAWEEENA SUPER FUND	Fin Accounts Prepared by	TANIA CARTER
Client code	MIRRASF	Date prepared	17-Nov-2023
Year ended	30-Jun-2023	Reviewed by	
SRN/HIN	Ords X0061601724 Bell Direct X0112081178	Date reviewed	
Postcode	Ords 2001 Bell Direct 2120		Back to Cover

Objective To ensure that financial report complies with AAS, UIG's and trust deed

Accounting Records

- 1 **Financial Report Disclosures Complied with AAS and UIG's Listed in Note 1**
Reviewed super fund's financial disclosures and it appeared to comply

- 2 **Consistency in Treatment of Accounting Policies**
The basis of accounting is accrual and is consistent with prior year. There were no changes made and hence zero impact on financial statements

- 3 **Financial Prepared in Accordance with Trust Deed**
Financial reports were prepared in accordance with trust deed requirements

Mirraweena Super Fund

Detailed Trial Balance as at 30 June 2023

Prior Year		Description	Current Year	
Debits	Credits		Debits	Credits
		INCOME		
		Rollovers In		
-	-	Mr James Fisher	-	75,000.00
-	70,460.70	Ms Emma Hancock	-	-
		Contributions - Employer		
-	17,882.79	Ms Emma Hancock	-	23,781.44
-	-	Ms Jane Cowper	-	721.18
		Contributions - Member - Personal Non-Concessional		
-	110,000.00	Ms Jane Cowper	-	-
		Realised Capital Gains - Shares in Listed Companies		
-	-	BHP Group Limited	-	1,673.19
9,314.52	-	Bluechiip Limited	-	-
22,566.80	-	Commonwealth Bank Of Australia.	-	-
5,025.73	-	Jb Hi-Fi Limited	-	-
7,849.90	-	Marley Spoon Ag - Chess Depository Interests 1000:1	-	-
-	4,419.99	Murray Cod Australia Limited	-	-
-	-	National Australia Bank Limited - Cap Note 3-Bbsw+2.20% 20-09-28 Cum Red T-09-23	-	43.10
-	9,123.46	Redbubble Limited	-	-
-	-	TPG Telecom Limited.	455.54	-
-	478.87	Tuas Limited	-	-
-	-	Tuas Limited	-	21.76
13,865.79	-	Woolworths Group Limited	-	-
		Realised Capital Gains - Shares in Listed Companies - Foreign		
-	-	American Express Co	-	2,793.20
-	-	Bank of America Corp	-	1,430.75
-	-	Wells Fargo & Co	-	67.29
		Realised Capital Gains - Stapled Securities		
-	-	Charter Hall Group - Stapled Securities Us Prohibited	-	1,348.48
3,237.52	-	Charter Hall Long Wale REIT - Fully Paid Units Stapled Securities	-	-
-	12,956.72	Sydney Airport - Fully Paid Ordinary/Units Stapled Securities	-	-
2,761.16	-	Transurban Group - Fully Paid Ordinary/Units Stapled Securities	-	-
		Realised Capital Gains - Units In Listed Unit Trusts		
-	-	Betashares ASIA Technology Tigers ETF - Betashares ASIA Technology Tigers ETF	2,476.34	-
-	-	Betashares U.S. Dollar ETF - Exchange Traded Fund Units Fully Paid	-	503.45
330.06	-	Magellan Global Fund. - Ordinary Units Fully Paid Closed Class	-	-
-	-	Mcp Income Opportunities Trust - Ordinary Units Fully Paid	-	1,699.23
-	-	Mcp Master Income Trust - Ordinary Units Fully Paid	2,215.03	-
		Forex Realised Gains - Foreign Cash At Bank		
-	1.60	Interactive Brokers Cash Acct - USD J&E	-	2,386.08
		Increase in Market Value - Derivative Investments		
78.45	-	Magellan Global Fund. - Option Expiring 01-Mar-2024 Ex At Disc To Est Nav	-	23.87

Mirraweena Super Fund

Detailed Trial Balance as at 30 June 2023

Prior Year		Description	Current Year	
Debits	Credits		Debits	Credits
1,285.02	-	Wam Global Limited - Option Expiring 12-Sep-2022	15.67	-
		Increase in Market Value - Other Fixed Interest Securities		
270.00	-	Qube Holdings Limited - Hybrid 3-Bbsw+3.90% 05-10-23 Sub Cum	570.00	-
		Increase in Market Value - Shares in Listed Companies		
9,614.52	-	Australia And New Zealand Banking Group Limited	-	3,144.33
-	-	Bank Of Queensland Limited. - Cap Note 3-Bbsw+3.40% Perp Non-Cum Red T-12-28	-	354.89
14,303.28	-	BHP Group Limited	-	6,143.13
-	8,798.12	Bluechiip Limited	-	-
20,919.60	-	Breville Group Limited	-	3,422.25
16,347.18	-	Commonwealth Bank Of Australia.	-	9,789.80
-	-	Commonwealth Bank Of Australia. - Cap Note 3-Bbsw+3.00% Perp Non-Cum Red T-06-30	-	185.07
1,327.52	-	CSL Limited	-	1,630.72
712.50	-	Macquarie Bank Limited - Cap Note 3-Bbsw+2.90% Perp Non-Cum Red T-09-28	-	662.50
-	793.08	Macquarie Group Limited	-	9,929.15
2,452.70	-	Marley Spoon Ag - Chess Depository Interests 1000:1	-	-
13,518.73	-	Murray Cod Australia Limited	2,412.30	-
-	1,525.68	National Australia Bank Limited	1,330.08	-
563.16	-	National Australia Bank Limited - Cap Note 3-Bbsw+2.20% 20-09-28 Cum Red T-09-23	55.88	-
2,240.00	-	National Australia Bank Limited - Cap Note 3-Bbsw+4.00% Perp Non-Cum Red T-06-26	-	269.00
3,586.50	-	Redbubble Limited	-	-
26,932.50	-	Rio Tinto Limited	-	13,488.75
5,309.15	-	Sonic Healthcare Limited	-	2,521.60
494.45	-	TPG Telecom Limited.	1,875.50	-
37.41	-	TPG Telecom Limited.	-	275.42
-	29.77	Tuas Limited	-	-
-	30.23	Tuas Limited	28.27	-
16,801.40	-	Tyro Payments Limited	-	2,945.70
15,255.77	-	Wam Global Limited	-	2,828.76
-	-	Wesfarmers Limited	205.30	-
1,385.00	-	Westpac Banking Corporation - Cap Note 3-Bbsw+3.20% Perp Non-Cum Red T-09-25	-	600.00
-	734.24	Woodside Energy Group Ltd	-	917.80
4,643.94	-	Woolworths Group Limited	-	3,493.98
		Increase in Market Value - Shares in Listed Companies - Foreign		
-	-	Alphabet Inc Class C	-	10,011.16
-	-	Amazon.com Inc	-	5,137.40
389.76	-	American Express Co	2,455.62	-
-	-	Amgen Inc	783.43	-
502.00	-	Bank of America Corp	1,292.77	-
-	2,557.44	Berkshire Hathaway Inc	-	11,329.55
-	-	Brookfield Renewable Partners LP	80.12	-
-	-	Citigroup Inc	987.66	-
253.60	-	Google - Alphabet Inc Class A	2,308.17	-
38,161.00	-	Mawson Infrastructure Group Inc	2,153.31	-
-	-	Microsoft Corp	-	4,565.71
-	-	NextEra Energy Inc	-	487.42

Mirraweena Super Fund

Detailed Trial Balance as at 30 June 2023

Prior Year		Description	Current Year	
Debits	Credits		Debits	Credits
84.58	-	Wells Fargo & Co	-	69.94
		Increase in Market Value - Stapled Securities		
17,962.70	-	Charter Hall Group - Stapled Securities Us Prohibited	-	235.39
1,370.17	-	Charter Hall Long Wale REIT - Fully Paid Units Stapled Securities	3,034.20	-
-	4,205.36	Sydney Airport - Fully Paid	-	-
-	4,515.85	Ordinary/Units Stapled Securities Transurban Group - Fully Paid	345.80	-
		Ordinary/Units Stapled Securities		
		Increase in Market Value - Units In Listed Unit Trusts		
12,099.10	-	Betashares ASIA Technology Tigers ETF - Betashares ASIA Technology Tigers ETF	-	7.60
-	516.20	Betashares U.S. Dollar ETF - Exchange Traded Fund Units Fully Paid	500.65	-
-	4,993.80	Betashares U.S. Dollar ETF - Exchange Traded Fund Units Fully Paid	-	4,261.95
7,535.50	-	ETFS Morningstar Global Technology ETF - ETFS Morningstar Global Technology ETF	-	6,485.50
3,919.45	-	Magellan Global Fund (Open Class) (Managed Fund) - Magellan Global Fund (Open Class) (Managed Fund)	-	3,099.10
656.91	-	Magellan Global Fund. - Ordinary Units Fully Paid Closed Class	-	-
-	1,582.05	Magellan High Conviction Trust - Ordinary Units Fully Paid	-	-
6,026.35	-	Magellan High Conviction Trust (Managed Fund) - Magellan High Conviction Trust (Managed Fund)	-	3,990.80
7,181.59	-	Mcp Income Opportunities Trust - Ordinary Units Fully Paid	-	2,668.47
4,990.83	-	Mcp Master Income Trust - Ordinary Units Fully Paid	251.97	-
		Distributions - Shares in Listed Companies		
-	492.45	Macquarie Bank Limited - Cap Note 3-Bbsw+2.90% Perp Non-Cum Red T-09-28	-	1,182.42
-	-	National Australia Bank Limited - Cap Note 3-Bbsw+2.20% 20-09-28 Cum Red T-09-23	-	1,702.74
		Distributions - Stapled Securities		
-	1,184.61	Charter Hall Group - Stapled Securities Us Prohibited	-	798.17
-	4,955.31	Charter Hall Long Wale REIT - Fully Paid Units Stapled Securities	-	3,267.60
-	1,450.95	Transurban Group - Fully Paid Ordinary/Units Stapled Securities	-	1,516.20
		Distributions - Units In Listed Unit Trusts		
-	275.56	Betashares ASIA Technology Tigers ETF - Betashares ASIA Technology Tigers ETF	-	-
-	-	Betashares U.S. Dollar ETF - Exchange Traded Fund Units Fully Paid	-	2,091.99
-	1,262.54	ETFS Morningstar Global Technology ETF - ETFS Morningstar Global Technology ETF	-	192.33
-	975.10	Magellan Global Fund (Open Class) (Managed Fund) - Magellan Global Fund (Open Class) (Managed Fund)	-	979.43

Mirraweena Super Fund

Detailed Trial Balance as at 30 June 2023

Prior Year		Description	Current Year	
Debits	Credits		Debits	Credits
-	130.83	Magellan Global Fund. - Ordinary Units Fully Paid Closed Class	-	-
-	877.97	Magellan High Conviction Trust (Managed Fund) - Magellan High Conviction Trust (Managed Fund)	-	867.10
-	3,608.63	Mcp Income Opportunities Trust - Ordinary Units Fully Paid	-	5,247.35
-	3,219.60	Mcp Master Income Trust - Ordinary Units Fully Paid	-	10,872.96
<hr/>				
Dividends - Shares in Listed Companies				
-	2,230.82	Australia And New Zealand Banking Group Limited	-	2,371.36
-	-	Bank Of Queensland Limited. - Cap Note 3-Bbsw+3.40% Perp Non-Cum Red T-12-28	-	684.55
-	19,876.33	BHP Group Limited	-	7,650.84
-	500.17	Breville Group Limited	-	526.50
-	29,495.41	Commonwealth Bank Of Australia.	-	4,590.60
-	498.26	CSL Limited	-	662.44
-	4,350.00	Jb Hi-Fi Limited	-	-
-	3,733.05	Macquarie Group Limited	-	5,011.50
-	1,656.08	National Australia Bank Limited	-	1,969.04
-	1,422.95	National Australia Bank Limited - Cap Note 3-Bbsw+4.00% Perp Non-Cum Red T-06-26	-	2,420.10
-	16,007.63	Rio Tinto Limited	-	7,989.64
-	935.75	Sonic Healthcare Limited	-	1,004.70
-	281.33	TPG Telecom Limited.	-	306.90
-	21.29	TPG Telecom Limited.	-	11.61
-	1,695.67	Wam Global Limited	-	1,914.28
-	-	Wesfarmers Limited	-	176.00
-	1,146.15	Westpac Banking Corporation - Cap Note 3-Bbsw+3.20% Perp Non-Cum Red T-09-25	-	2,131.05
-	-	Woodside Energy Group Ltd	-	1,325.13
-	12,369.14	Woolworths Group Limited	-	837.54
<hr/>				
Dividends - Stapled Securities				
-	294.91	Charter Hall Group - Stapled Securities Us Prohibited	-	352.36
-	48.75	Transurban Group - Fully Paid Ordinary/Units Stapled Securities	-	53.20
<hr/>				
Foreign Income - Foreign Dividend - Foreign Cash At Bank				
-	151.24	Interactive Brokers Cash Acct - USD J&E	-	878.96
<hr/>				
Interest - Cash At Bank				
-	-	Bell Direct Cash Account	-	71.09
-	-	Interactive Brokers Cash Acct - AUD J&E	-	20.05
-	49.53	Macquarie Bank CMA 964055388 J&E	-	521.42
-	29.95	Ord Minnett - CMT Account	-	760.22
<hr/>				
Interest - Foreign Cash At Bank				
-	-	Interactive Brokers Cash Acct - USD J&E	-	691.07
<hr/>				
Interest - Other Fixed Interest Securities				
-	1,177.62	Qube Holdings Limited - Hybrid 3-Bbsw+3.90% 05-10-23 Sub Cum	-	1,787.07
<hr/>				
Interest - Shares in Listed Companies				
-	1,119.06	National Australia Bank Limited - Cap Note 3-Bbsw+2.20% 20-09-28 Cum Red T-09-23	-	-
<hr/>				
-	4.13	ATO Interest Payments	-	28.72

Mirraweena Super Fund

Detailed Trial Balance as at 30 June 2023

Prior Year		Description	Current Year	
Debits	Credits		Debits	Credits
EXPENSE				
		Pensions Paid - Mr Michael Moore		
89,650.00	-	Pension Account 01.07.2019	133,060.00	-
12,110.00	-	Pension Account 01.07.2021	10,970.00	-
<hr/>				
		Pensions Paid - Ms Jane Cowper		
7,800.00	-	Pension Account 01.07.20	8,880.00	-
4,640.00	-	Pension Account 01.07.2021	5,290.00	-
<hr/>				
		Insurance Premiums - Ms Emma Hancock		
7,431.03	-	Accumulation	4,907.87	-
<hr/>				
280.50	-	Accountancy Fee	319.00	-
102.50	-	Actuarial Fee	102.50	-
385.00	-	Auditor Fee	440.00	-
<hr/>				
		Bank Fees - Cash At Bank		
9.40	-	Interactive Brokers Cash Acct - AUD J&E	-	-
<hr/>				
2,352.38	-	Fund Administration Fee	2,675.25	-
17,440.97	-	Investment Management Fee	15,471.31	-
-	-	Regulatory Fees	90.00	-
259.00	-	SMSF Supervisory Levy	259.00	-
1.26	-	Sundry	-	-
<hr/>				
		Forex Unrealised Losses - Foreign Cash At Bank		
-	46.67	Interactive Brokers Cash Acct - USD J&E	15.97	-
<hr/>				
INCOME TAX				
2,605.50	-	Income Tax Expense	4,114.50	-
146.94	-	Excessive Foreign Tax Credit Writeoff Expense	181.06	-
<hr/>				
		Imputation Credits - Shares in Listed Companies		
-	956.07	Australia And New Zealand Banking Group Limited	-	1,016.30
-	-	Bank Of Queensland Limited. - Cap Note 3-Bbsw+3.40% Perp Non-Cum Red T-12-28	-	293.38
-	8,518.43	BHP Group Limited	-	3,278.93
-	214.36	Breville Group Limited	-	225.64
-	12,640.89	Commonwealth Bank Of Australia.	-	1,967.40
-	9.40	CSL Limited	-	14.77
-	1,864.29	Jb Hi-Fi Limited	-	-
-	84.42	Macquarie Bank Limited - Cap Note 3-Bbsw+2.90% Perp Non-Cum Red T-09-28	-	202.71
-	639.96	Macquarie Group Limited	-	859.11
-	709.74	National Australia Bank Limited	-	843.88
-	609.84	National Australia Bank Limited - Cap Note 3-Bbsw+4.00% Perp Non-Cum Red T-06-26	-	1,037.18
-	6,860.42	Rio Tinto Limited	-	3,424.13
-	319.78	Sonic Healthcare Limited	-	430.59
-	120.57	TPG Telecom Limited.	-	131.52
-	9.12	TPG Telecom Limited.	-	4.98
-	726.72	Wam Global Limited	-	820.40
-	-	Wesfarmers Limited	-	75.43
-	491.21	Westpac Banking Corporation - Cap Note 3-Bbsw+3.20% Perp Non-Cum Red T-09-25	-	913.30
-	-	Woodside Energy Group Ltd	-	567.91
-	5,301.06	Woolworths Group Limited	-	358.94
<hr/>				
		Imputation Credits - Stapled Securities		
-	263.12	Charter Hall Group - Stapled Securities	-	304.98

Mirraweena Super Fund

Detailed Trial Balance as at 30 June 2023

Prior Year		Description	Current Year	
Debits	Credits		Debits	Credits
-	22.83	Us Prohibited Transurban Group - Fully Paid Ordinary/Units Stapled Securities	-	24.16
-	7.46	Imputation Credits - Units In Listed Unit Trusts ETFS Morningstar Global Technology ETF - ETFS Morningstar Global Technology ETF	-	7.61
-	90.83	Mcp Income Opportunities Trust - Ordinary Units Fully Paid	-	-
-	55,736.37	PROFIT & LOSS CLEARING ACCOUNT Profit & Loss Clearing Account	106,105.27	-
		ASSETS		
		Derivative Investments		
17.06	-	Magellan Global Fund. - Option Expiring 01-Mar-2024 Ex At Disc To Est Nav	40.93	-
15.67	-	Wam Global Limited - Option Expiring 12-Sep-2022	-	-
30,750.00	-	Other Fixed Interest Securities Qube Holdings Limited - Hybrid 3-Bbsw+3.90% 05-10-23 Sub Cum	30,180.00	-
		Shares in Listed Companies		
34,609.13	-	Australia And New Zealand Banking Group Limited	39,737.96	-
-	-	Bank Of Queensland Limited. - Cap Note 3-Bbsw+3.40% Perp Non-Cum Red T-12-28	45,450.00	-
80,602.50	-	BHP Group Limited	98,303.15	-
31,572.45	-	Breville Group Limited	34,994.70	-
94,266.34	-	Commonwealth Bank Of Australia.	114,608.61	-
-	-	Commonwealth Bank Of Australia. - Cap Note 3-Bbsw+3.00% Perp Non-Cum Red T-06-30	50,290.00	-
52,735.76	-	CSL Limited	54,366.48	-
24,287.50	-	Macquarie Bank Limited - Cap Note 3-Bbsw+2.90% Perp Non-Cum Red T-09-28	24,950.00	-
126,837.21	-	Macquarie Group Limited	209,769.22	-
5,676.00	-	Murray Cod Australia Limited	3,263.70	-
35,716.56	-	National Australia Bank Limited	34,386.48	-
49,647.00	-	National Australia Bank Limited - Cap Note 3-Bbsw+2.20% 20-09-28 Cum Red T-09-23	29,541.12	-
51,705.00	-	National Australia Bank Limited - Cap Note 3-Bbsw+4.00% Perp Non-Cum Red T-06-26	51,974.00	-
115,537.50	-	Rio Tinto Limited	129,026.25	-
32,514.85	-	Sonic Healthcare Limited	35,036.45	-
10,178.85	-	TPG Telecom Limited.	8,303.35	-
770.13	-	TPG Telecom Limited.	-	-
72.15	-	Tuas Limited	-	-
3,273.00	-	Tyro Payments Limited	6,218.70	-
28,307.50	-	Wam Global Limited	33,050.54	-
-	-	Wesfarmers Limited	9,868.00	-
50,255.00	-	Westpac Banking Corporation - Cap Note 3-Bbsw+3.20% Perp Non-Cum Red T-09-25	50,855.00	-
11,239.52	-	Woodside Energy Group Ltd	12,157.32	-
30,117.60	-	Woolworths Group Limited	33,611.58	-
		Shares in Listed Companies - Foreign		
-	-	Alphabet Inc Class C	41,965.47	-
-	-	Amazon.com Inc	19,662.15	-

Mirraweena Super Fund

Detailed Trial Balance as at 30 June 2023

Prior Year		Description	Current Year	
Debits	Credits		Debits	Credits
4,225.60	-	American Express Co	-	-
-	-	Amgen Inc	16,743.59	-
2,349.77	-	Bank of America Corp	-	-
38,046.03	-	Berkshire Hathaway Inc	49,375.58	-
-	-	Brookfield Renewable Partners LP	4,447.96	-
-	-	Citigroup Inc	13,888.39	-
9,490.17	-	Google - Alphabet Inc Class A	7,182.00	-
3,069.53	-	Mawson Infrastructure Group Inc	916.22	-
-	-	Microsoft Corp	15,409.05	-
-	-	NextEra Energy Inc	16,787.33	-
1,421.47	-	Wells Fargo & Co	-	-
50,000.00	-	Shares in Unlisted Companies Local Agent Finder FPO	50,000.00	-
41,478.90	-	Stapled Securities Charter Hall Group - Stapled Securities Us Prohibited	-	-
49,830.90	-	Charter Hall Long Wale REIT - Fully Paid Units Stapled Securities	46,796.70	-
38,250.80	-	Transurban Group - Fully Paid Ordinary/Units Stapled Securities	37,905.00	-
19,987.50	-	Units In Listed Unit Trusts Betashares ASIA Technology Tigers ETF - Betashares ASIA Technology Tigers ETF	-	-
6,194.40	-	Betashares U.S. Dollar ETF - Exchange Traded Fund Units Fully Paid	-	-
59,925.60	-	Betashares U.S. Dollar ETF - Exchange Traded Fund Units Fully Paid	64,187.55	-
25,826.50	-	ETFS Morningstar Global Technology ETF - ETFS Morningstar Global Technology ETF	32,312.00	-
21,146.80	-	Magellan Global Fund (Open Class) (Managed Fund) - Magellan Global Fund (Open Class) (Managed Fund)	24,245.90	-
23,944.80	-	Magellan High Conviction Trust (Managed Fund) - Magellan High Conviction Trust (Managed Fund)	27,935.60	-
66,316.25	-	Mcp Income Opportunities Trust - Ordinary Units Fully Paid	-	-
144,552.70	-	Mcp Master Income Trust - Ordinary Units Fully Paid	97,142.40	-
-	-	Cash At Bank Bell Direct Cash Account	13,285.92	-
397.79	-	Interactive Brokers Cash Acct - AUD J&E	2,270.91	-
117,036.01	-	Macquarie Bank CMA 964055388 J&E	11,431.00	-
18,654.00	-	Ord Minnett - CMT Account	40,154.43	-
705.46	-	Foreign Cash At Bank Interactive Brokers Cash Acct - USD J&E	715.01	-
-	-	Sundry Assets Sundry Debtors	397.61	-
431.64	-	Receivables - Investment Income Receivable - Distributions Charter Hall Group - Stapled Securities Us Prohibited	-	-
890.42	-	Charter Hall Long Wale REIT - Fully Paid Units Stapled Securities	816.90	-
638.40	-	Transurban Group - Fully Paid Ordinary/Units Stapled Securities	811.30	-
		Receivables - Investment Income Receivable		

Mirraweena Super Fund

Detailed Trial Balance as at 30 June 2023

Prior Year		Description	Current Year	
Debits	Credits		Debits	Credits
		- Distributions		
212.03	-	Betashares ASIA Technology Tigers ETF - Betashares ASIA Technology Tigers ETF	-	-
-	-	Betashares U.S. Dollar ETF - Exchange Traded Fund Units Fully Paid	2,091.99	-
1,242.43	-	ETFS Morningstar Global Technology ETF - ETFS Morningstar Global Technology ETF	160.02	-
464.87	-	Magellan Global Fund (Open Class) (Managed Fund) - Magellan Global Fund (Open Class) (Managed Fund)	465.78	-
446.24	-	Magellan High Conviction Trust (Managed Fund) - Magellan High Conviction Trust (Managed Fund)	424.48	-
418.28	-	Mcp Income Opportunities Trust - Ordinary Units Fully Paid	-	-
665.46	-	Mcp Master Income Trust - Ordinary Units Fully Paid	758.92	-
		Current Tax Assets		
-	146.90	Income Tax Payable	-	146.90
-	2,605.50	Provision for Income Tax	-	4,114.50
		Current Tax Assets - Franking Credits - Shares in Listed Companies		
956.07	-	Australia And New Zealand Banking Group Limited	1,016.30	-
-	-	Bank Of Queensland Limited. - Cap Note 3-Bbsw+3.40% Perp Non-Cum Red T-12-28	293.38	-
8,518.43	-	BHP Group Limited	3,278.93	-
214.36	-	Breville Group Limited	225.64	-
12,640.89	-	Commonwealth Bank Of Australia.	1,967.40	-
9.40	-	CSL Limited	14.77	-
1,864.29	-	Jb Hi-Fi Limited	-	-
84.42	-	Macquarie Bank Limited - Cap Note 3-Bbsw+2.90% Perp Non-Cum Red T-09-28	202.71	-
639.96	-	Macquarie Group Limited	859.11	-
709.74	-	National Australia Bank Limited	843.88	-
609.84	-	National Australia Bank Limited - Cap Note 3-Bbsw+4.00% Perp Non-Cum Red T-06-26	1,037.18	-
6,860.42	-	Rio Tinto Limited	3,424.13	-
319.78	-	Sonic Healthcare Limited	430.59	-
120.57	-	TPG Telecom Limited.	131.52	-
9.12	-	TPG Telecom Limited.	4.98	-
726.72	-	Wam Global Limited	820.40	-
-	-	Wesfarmers Limited	75.43	-
491.21	-	Westpac Banking Corporation - Cap Note 3-Bbsw+3.20% Perp Non-Cum Red T-09-25	913.30	-
-	-	Woodside Energy Group Ltd	567.91	-
5,301.06	-	Woolworths Group Limited	358.94	-
		Current Tax Assets - Franking Credits - Stapled Securities		
263.12	-	Charter Hall Group - Stapled Securities Us Prohibited	304.98	-
22.83	-	Transurban Group - Fully Paid Ordinary/Units Stapled Securities	24.16	-
		Current Tax Assets - Franking Credits - Units In Listed Unit Trusts		
7.46	-	ETFS Morningstar Global Technology ETF - ETFS Morningstar Global Technology ETF	7.61	-

Mirraweena Super Fund

Detailed Trial Balance as at 30 June 2023

Prior Year		Description	Current Year	
Debits	Credits		Debits	Credits
90.83	-	Mcp Income Opportunities Trust - Ordinary Units Fully Paid	-	-
22.69	-	Current Tax Assets - Foreign Tax Credits - Foreign Cash At Bank Interactive Brokers Cash Acct - USD J&E	130.38	-
63.53	-	Current Tax Assets - Foreign Tax Credits - Units In Listed Unit Trusts Betashares ASIA Technology Tigers ETF - Betashares ASIA Technology Tigers ETF	-	-
20.11	-	ETFS Morningstar Global Technology ETF - ETFS Morningstar Global Technology ETF	32.31	-
45.36	-	Magellan Global Fund (Open Class) (Managed Fund) - Magellan Global Fund (Open Class) (Managed Fund)	48.78	-
5.99	-	Magellan Global Fund. - Ordinary Units Fully Paid Closed Class	-	-
-	146.94	Current Tax Assets Excessive Foreign Tax Credit Writeoff	-	181.06
1,493.00	-	Other Taxes Refundable Activity Statement Payable/Refundable	-	-
0.79	-	GST Payable/Refundable	1,039.99	-
LIABILITIES				
-	259.00	SMSF Supervisory Levy	-	259.00
MEMBER ENTITLEMENTS				
-	88,337.80	Mr James Fisher Accumulation	-	178,710.05
-	516,601.86	Mr Michael Moore Pension Account 01.07.2019	-	432,651.84
-	438,665.78	Pension Account 01.07.2021	-	471,215.22
-	77,778.68	Ms Emma Hancock Accumulation	-	102,238.56
-	-	Ms Jane Cowper Accumulation	-	639.12
-	355,035.72	Pension Account 01.07.20	-	381,378.04
-	211,498.84	Pension Account 01.07.2021	-	227,191.12
<u>2,160,455.30</u>	<u>2,160,455.30</u>		<u>2,117,440.75</u>	<u>2,117,440.75</u>

Mirraweena Super Fund
General Ledger Account Movement
For the period from 1 July 2022 to 30 June 2023

Date	Description	Quantity	Debits	Credits	Balance
Income					
Member Receipts					
Rollovers In					
Mr James Fisher					
01/07/2022	Opening Balance				0.00
15/07/2022	Rollover In			75,000.00	75,000.00 CR
30/06/2023	Closing Balance				75,000.00 CR
Contributions - Employer					
Ms Emma Hancock					
01/07/2022	Opening Balance				0.00
19/07/2022	Employer Contribution: Department of Planning & Environmen			819.58	819.58 CR
26/07/2022	Employer Contribution: Department of Planning & Environmen			837.71	1,657.29 CR
15/08/2022	Employer Contribution: Department of Planning & Environmen			837.71	2,495.00 CR
31/08/2022	QUICKSUPER QUICKSPR3287779920			837.71	3,332.71 CR
13/09/2022	QUICKSUPER QUICKSPR3297645710			837.71	4,170.42 CR
29/09/2022	QUICKSUPER QUICKSPR3310138323			929.85	5,100.27 CR
18/10/2022	QUICKSUPER QUICKSPR3324891335			854.46	5,954.73 CR
28/10/2022	QUICKSUPER QUICKSPR3333413788			854.46	6,809.19 CR
09/11/2022	QUICKSUPER QUICKSPR3342025081			854.46	7,663.65 CR
18/11/2022	QUICKSUPER QUICKSPR3349308808			854.46	8,518.11 CR
18/11/2022	SuperChoice P/L PC151122-192287336			1,034.11	9,552.22 CR
23/12/2022	SuperChoice P/L PC191222-193273502			1,750.04	11,302.26 CR
23/01/2023	SuperChoice P/L PC180123-196906210			1,750.04	13,052.30 CR
27/03/2023	SuperChoice P/L PC200323-155816143			2,823.02	15,875.32 CR
27/03/2023	SuperChoice P/L PC220223-116207808			1,750.04	17,625.36 CR
29/04/2023	Employer Contribution: OPTUS ADMINISTRATION PTY LIMIT			1,750.04	19,375.40 CR
22/05/2023	Employer Contribution: OPTUS ADMINISTRATION PTY LIMIT			1,750.04	21,125.44 CR
21/06/2023	Employer Contribution: OPTUS ADMINISTRATION PTY LIMIT			2,656.00	23,781.44 CR
30/06/2023	Closing Balance				23,781.44 CR
Ms Jane Cowper					
01/07/2022	Opening Balance				0.00
16/12/2022	Employer Contribution: RAMSAY HEALTH CARE INVESTMEI			203.60	203.60 CR
19/01/2023	Employer Contribution: RAMSAY HEALTH CARE INVESTMEI			190.29	393.89 CR
16/03/2023	Employer Contribution: RAMSAY HEALTH CARE INVESTMEI			159.84	553.73 CR
18/04/2023	Employer Contribution: RAMSAY HEALTH CARE INVESTMEI			125.59	679.32 CR
16/05/2023	Employer Contribution: RAMSAY HEALTH CARE INVESTMEI			41.86	721.18 CR
30/06/2023	Closing Balance				721.18 CR
Investment Gains					
Realised Capital Gains - Shares in Listed Companies					
BHP Group Limited					
01/07/2022	Opening Balance				0.00
03/04/2023	Cash Deposit - Sold 219 BHP @ 46.0550			1,673.19	1,673.19 CR
30/06/2023	Closing Balance				1,673.19 CR
National Australia Bank Limited - Cap Note 3-Bbsw+2.20% 20-09-28 Cum Red T-09-23					
01/07/2022	Opening Balance				0.00
14/09/2022	Transferred from A/C 1637970 - SELL 200 NABPE			43.10	43.10 CR
30/06/2023	Closing Balance				43.10 CR
TPG Telecom Limited.					
01/07/2022	Opening Balance				0.00
22/07/2022	SELL 129 TPG - Transferred to Bells and sold by them		455.54		455.54 DR
30/06/2023	Closing Balance				455.54 DR

Mirraweena Super Fund
General Ledger Account Movement
For the period from 1 July 2022 to 30 June 2023

Date	Description	Quantity	Debits	Credits	Balance
Income					
Tuas Limited					
01/07/2022	Opening Balance				0.00
15/02/2023	SELL 65 TUAS LTD - (transferred from Ords to Bells) Sold by			21.76	21.76 CR
30/06/2023	Closing Balance				21.76 CR
Realised Capital Gains - Shares in Listed Companies - Foreign					
American Express Co					
01/07/2022	Opening Balance				0.00
28/07/2022	Sell 21 Amex (AXP) - through Interactive Brokers Australia			2,793.20	2,793.20 CR
30/06/2023	Closing Balance				2,793.20 CR
Bank of America Corp					
01/07/2022	Opening Balance				0.00
28/07/2022	Sell 52 Bank of America (BAC) - through Interactive Brokers A			1,430.75	1,430.75 CR
30/06/2023	Closing Balance				1,430.75 CR
Wells Fargo & Co					
01/07/2022	Opening Balance				0.00
28/07/2022	Sell 25 Wells Fargo (WFC) - through Interactive Brokers Austr.			67.29	67.29 CR
30/06/2023	Closing Balance				67.29 CR
Realised Capital Gains - Stapled Securities					
Charter Hall Group - Stapled Securities Us Prohibited					
01/07/2022	Opening Balance				0.00
18/04/2023	Cash Deposit - Sold 3830 CHC @ 11.3057			1,348.48	1,348.48 CR
30/06/2023	Closing Balance				1,348.48 CR
Realised Capital Gains - Units In Listed Unit Trusts					
Betashares ASIA Technology Tigers ETF - Betashares ASIA Technology Tigers ETF					
01/07/2022	Opening Balance				0.00
26/09/2022	Transferred from A/C 1637970 - SELL 2665 ASIA		2,476.34		2,476.34 DR
30/06/2023	Closing Balance				2,476.34 DR
Betashares U.S. Dollar ETF - Exchange Traded Fund Units Fully Paid					
01/07/2022	Opening Balance				0.00
22/07/2022	SELL 445 BETASHARES US DOLLAR ETF - Transferred to B			503.45	503.45 CR
30/06/2023	Closing Balance				503.45 CR
Mcp Income Opportunities Trust - Ordinary Units Fully Paid					
01/07/2022	Opening Balance				0.00
03/04/2023	Cash Deposit - Sold 4965 MOT @ 2.0200		524.00		524.00 DR
07/06/2023	Cash Deposit - Sold 30785 MOT @ 1.9766			2,223.23	1,699.23 CR
30/06/2023	Closing Balance				1,699.23 CR
Mcp Master Income Trust - Ordinary Units Fully Paid					
01/07/2022	Opening Balance				0.00
03/04/2023	Cash Deposit - Sold 5145 MXT @ 1.9525		375.10		375.10 DR
07/06/2023	Cash Deposit - Sold 18200 MXT @ 1.9243		1,839.93		2,215.03 DR
30/06/2023	Closing Balance				2,215.03 DR
Forex Realised Gains - Foreign Cash At Bank					
Interactive Brokers Cash Acct - USD J&E					
01/07/2022	Opening Balance				0.00
15/11/2022	Buy 100 Brookfield (BEP)			182.26	182.26 CR
15/11/2022	Buy 200 Citigroup (C)			598.75	781.01 CR
15/11/2022	Buy 30 Microsoft (MSFT)			436.44	1,217.45 CR
15/11/2022	Buy 50 Amazon (AMZN)			292.15	1,509.60 CR
15/11/2022	Buy 80 Alphabet (aka Google) (GOOG) - Class C			467.52	1,977.12 CR
15/02/2023	Buy 150 Nextera Energy (NEE)			93.01	2,070.13 CR
15/02/2023	Buy 50 Amgen Inc (AMGN)			100.00	2,170.13 CR
15/02/2023	Withholding Tax for year per IB annual report (treat as 15-2-23)			5.25	2,175.38 CR
16/02/2023	Buy 150 Alphabet (aka Google) (GOOG) - Class C			154.48	2,329.86 CR
16/02/2023	Buy 50 Amazon (AMZN)			56.22	2,386.08 CR

Mirraweena Super Fund
General Ledger Account Movement
For the period from 1 July 2022 to 30 June 2023

Date	Description	Quantity	Debits	Credits	Balance
Income					
30/06/2023	Closing Balance				2,386.08 CR
Increase in Market Value - Derivative Investments					
Magellan Global Fund. - Option Expiring 01-Mar-2024 Ex At Disc To Est Nav					
01/07/2022	Opening Balance				0.00
30/06/2023	Market Value Adjustment			23.87	23.87 CR
30/06/2023	Closing Balance				23.87 CR
Wam Global Limited - Option Expiring 12-Sep-2022					
01/07/2022	Opening Balance				0.00
30/06/2023	Market Value Adjustment		15.67		15.67 DR
30/06/2023	Closing Balance				15.67 DR
Increase in Market Value - Other Fixed Interest Securities					
Qube Holdings Limited - Hybrid 3-Bbsw+3.90% 05-10-23 Sub Cum					
01/07/2022	Opening Balance				0.00
30/06/2023	Market Value Adjustment		570.00		570.00 DR
30/06/2023	Closing Balance				570.00 DR
Increase in Market Value - Shares in Listed Companies					
Australia And New Zealand Banking Group Limited					
01/07/2022	Opening Balance				0.00
30/06/2023	Market Value Adjustment			3,144.33	3,144.33 CR
30/06/2023	Closing Balance				3,144.33 CR
Bank Of Queensland Limited. - Cap Note 3-Bbsw+3.40% Perp Non-Cum Red T-12-28					
01/07/2022	Opening Balance				0.00
30/06/2023	Market Value Adjustment			354.89	354.89 CR
30/06/2023	Closing Balance				354.89 CR
BHP Group Limited					
01/07/2022	Opening Balance				0.00
30/06/2023	Market Value Adjustment			6,143.13	6,143.13 CR
30/06/2023	Closing Balance				6,143.13 CR
Breville Group Limited					
01/07/2022	Opening Balance				0.00
30/06/2023	Market Value Adjustment			3,422.25	3,422.25 CR
30/06/2023	Closing Balance				3,422.25 CR
Commonwealth Bank Of Australia.					
01/07/2022	Opening Balance				0.00
30/06/2023	Market Value Adjustment			9,789.80	9,789.80 CR
30/06/2023	Closing Balance				9,789.80 CR
Commonwealth Bank Of Australia. - Cap Note 3-Bbsw+3.00% Perp Non-Cum Red T-06-30					
01/07/2022	Opening Balance				0.00
30/06/2023	Market Value Adjustment			185.07	185.07 CR
30/06/2023	Closing Balance				185.07 CR
CSL Limited					
01/07/2022	Opening Balance				0.00
30/06/2023	Market Value Adjustment			1,630.72	1,630.72 CR
30/06/2023	Closing Balance				1,630.72 CR
Macquarie Bank Limited - Cap Note 3-Bbsw+2.90% Perp Non-Cum Red T-09-28					
01/07/2022	Opening Balance				0.00
30/06/2023	Market Value Adjustment			662.50	662.50 CR
30/06/2023	Closing Balance				662.50 CR

Mirraweena Super Fund
General Ledger Account Movement
For the period from 1 July 2022 to 30 June 2023

Date	Description	Quantity	Debits	Credits	Balance
Income					
Macquarie Group Limited					
01/07/2022	Opening Balance				0.00
30/06/2023	Market Value Adjustment			9,929.15	9,929.15 CR
30/06/2023	Closing Balance				9,929.15 CR
Murray Cod Australia Limited					
01/07/2022	Opening Balance				0.00
30/06/2023	Market Value Adjustment		2,412.30		2,412.30 DR
30/06/2023	Closing Balance				2,412.30 DR
National Australia Bank Limited					
01/07/2022	Opening Balance				0.00
30/06/2023	Market Value Adjustment		1,330.08		1,330.08 DR
30/06/2023	Closing Balance				1,330.08 DR
National Australia Bank Limited - Cap Note 3-Bbsw+2.20% 20-09-28 Cum Red T-09-23					
01/07/2022	Opening Balance				0.00
30/06/2023	Market Value Adjustment		55.88		55.88 DR
30/06/2023	Closing Balance				55.88 DR
National Australia Bank Limited - Cap Note 3-Bbsw+4.00% Perp Non-Cum Red T-06-26					
01/07/2022	Opening Balance				0.00
30/06/2023	Market Value Adjustment			269.00	269.00 CR
30/06/2023	Closing Balance				269.00 CR
Rio Tinto Limited					
01/07/2022	Opening Balance				0.00
30/06/2023	Market Value Adjustment			13,488.75	13,488.75 CR
30/06/2023	Closing Balance				13,488.75 CR
Sonic Healthcare Limited					
01/07/2022	Opening Balance				0.00
30/06/2023	Market Value Adjustment			2,521.60	2,521.60 CR
30/06/2023	Closing Balance				2,521.60 CR
TPG Telecom Limited.					
01/07/2022	Opening Balance				0.00
30/06/2023	Market Value Adjustment		1,875.50		1,875.50 DR
30/06/2023	Closing Balance				1,875.50 DR
TPG Telecom Limited.					
01/07/2022	Opening Balance				0.00
30/06/2023	Market Value Adjustment			275.42	275.42 CR
30/06/2023	Closing Balance				275.42 CR
Tuas Limited					
01/07/2022	Opening Balance				0.00
30/06/2023	Market Value Adjustment		28.27		28.27 DR
30/06/2023	Closing Balance				28.27 DR
Tyro Payments Limited					
01/07/2022	Opening Balance				0.00
30/06/2023	Market Value Adjustment			2,945.70	2,945.70 CR
30/06/2023	Closing Balance				2,945.70 CR
Wam Global Limited					
01/07/2022	Opening Balance				0.00
30/06/2023	Market Value Adjustment			2,828.76	2,828.76 CR
30/06/2023	Closing Balance				2,828.76 CR

Mirraweena Super Fund
General Ledger Account Movement
For the period from 1 July 2022 to 30 June 2023

Date	Description	Quantity	Debits	Credits	Balance
Income					
Wesfarmers Limited					
01/07/2022	Opening Balance				0.00
30/06/2023	Market Value Adjustment		205.30		205.30 DR
30/06/2023	Closing Balance				205.30 DR
Westpac Banking Corporation - Cap Note 3-Bbsw+3.20% Perp Non-Cum Red T-09-25					
01/07/2022	Opening Balance				0.00
30/06/2023	Market Value Adjustment			600.00	600.00 CR
30/06/2023	Closing Balance				600.00 CR
Woodside Energy Group Ltd					
01/07/2022	Opening Balance				0.00
30/06/2023	Market Value Adjustment			917.80	917.80 CR
30/06/2023	Closing Balance				917.80 CR
Woolworths Group Limited					
01/07/2022	Opening Balance				0.00
30/06/2023	Market Value Adjustment			3,493.98	3,493.98 CR
30/06/2023	Closing Balance				3,493.98 CR
Increase in Market Value - Shares in Listed Companies - Foreign					
Alphabet Inc Class C					
01/07/2022	Opening Balance				0.00
30/06/2023	Market Value Adjustment			10,011.16	10,011.16 CR
30/06/2023	Closing Balance				10,011.16 CR
Amazon.com Inc					
01/07/2022	Opening Balance				0.00
30/06/2023	Market Value Adjustment			5,137.40	5,137.40 CR
30/06/2023	Closing Balance				5,137.40 CR
American Express Co					
01/07/2022	Opening Balance				0.00
30/06/2023	Market Value Adjustment		2,455.62		2,455.62 DR
30/06/2023	Closing Balance				2,455.62 DR
Amgen Inc					
01/07/2022	Opening Balance				0.00
30/06/2023	Market Value Adjustment		783.43		783.43 DR
30/06/2023	Closing Balance				783.43 DR
Bank of America Corp					
01/07/2022	Opening Balance				0.00
30/06/2023	Market Value Adjustment		1,292.77		1,292.77 DR
30/06/2023	Closing Balance				1,292.77 DR
Berkshire Hathaway Inc					
01/07/2022	Opening Balance				0.00
30/06/2023	Market Value Adjustment			11,329.55	11,329.55 CR
30/06/2023	Closing Balance				11,329.55 CR
Brookfield Renewable Partners LP					
01/07/2022	Opening Balance				0.00
30/06/2023	Market Value Adjustment		80.12		80.12 DR
30/06/2023	Closing Balance				80.12 DR

Mirraweena Super Fund
General Ledger Account Movement
For the period from 1 July 2022 to 30 June 2023

Date	Description	Quantity	Debits	Credits	Balance
Income					
Citigroup Inc					
01/07/2022	Opening Balance				0.00
30/06/2023	Market Value Adjustment		987.66		987.66 DR
30/06/2023	Closing Balance				987.66 DR
Google - Alphabet Inc Class A					
01/07/2022	Opening Balance				0.00
30/06/2023	Market Value Adjustment		2,308.17		2,308.17 DR
30/06/2023	Closing Balance				2,308.17 DR
Mawson Infrastructure Group Inc					
01/07/2022	Opening Balance				0.00
30/06/2023	Market Value Adjustment		2,153.31		2,153.31 DR
30/06/2023	Closing Balance				2,153.31 DR
Microsoft Corp					
01/07/2022	Opening Balance				0.00
30/06/2023	Market Value Adjustment			4,565.71	4,565.71 CR
30/06/2023	Closing Balance				4,565.71 CR
NextEra Energy Inc					
01/07/2022	Opening Balance				0.00
30/06/2023	Market Value Adjustment			487.42	487.42 CR
30/06/2023	Closing Balance				487.42 CR
Wells Fargo & Co					
01/07/2022	Opening Balance				0.00
30/06/2023	Market Value Adjustment			69.94	69.94 CR
30/06/2023	Closing Balance				69.94 CR
Increase in Market Value - Stapled Securities					
Charter Hall Group - Stapled Securities Us Prohibited					
01/07/2022	Opening Balance				0.00
30/06/2023	Market Value Adjustment			235.39	235.39 CR
30/06/2023	Closing Balance				235.39 CR
Charter Hall Long Wale REIT - Fully Paid Units Stapled Securities					
01/07/2022	Opening Balance				0.00
30/06/2023	Market Value Adjustment		3,034.20		3,034.20 DR
30/06/2023	Closing Balance				3,034.20 DR
Transurban Group - Fully Paid Ordinary/Units Stapled Securities					
01/07/2022	Opening Balance				0.00
30/06/2023	Market Value Adjustment		345.80		345.80 DR
30/06/2023	Closing Balance				345.80 DR
Increase in Market Value - Units In Listed Unit Trusts					
Betashares ASIA Technology Tigers ETF - Betashares ASIA Technology Tigers ETF					
01/07/2022	Opening Balance				0.00
30/06/2023	Market Value Adjustment			7.60	7.60 CR
30/06/2023	Closing Balance				7.60 CR
Betashares U.S. Dollar ETF - Exchange Traded Fund Units Fully Paid					
01/07/2022	Opening Balance				0.00
30/06/2023	Market Value Adjustment		500.65		500.65 DR
30/06/2023	Closing Balance				500.65 DR

Mirraweena Super Fund
General Ledger Account Movement
For the period from 1 July 2022 to 30 June 2023

Date	Description	Quantity	Debits	Credits	Balance
Income					
Betashares U.S. Dollar ETF - Exchange Traded Fund Units Fully Paid					
01/07/2022	Opening Balance				0.00
30/06/2023	Market Value Adjustment			4,261.95	4,261.95 CR
30/06/2023	Closing Balance				4,261.95 CR
ETFS Morningstar Global Technology ETF - ETFS Morningstar Global Technology ETF					
01/07/2022	Opening Balance				0.00
30/06/2023	Market Value Adjustment			6,485.50	6,485.50 CR
30/06/2023	Closing Balance				6,485.50 CR
Magellan Global Fund (Open Class) (Managed Fund) - Magellan Global Fund (Open Class) (Managed Fund)					
01/07/2022	Opening Balance				0.00
30/06/2023	Market Value Adjustment			3,099.10	3,099.10 CR
30/06/2023	Closing Balance				3,099.10 CR
Magellan High Conviction Trust (Managed Fund) - Magellan High Conviction Trust (Managed Fund)					
01/07/2022	Opening Balance				0.00
30/06/2023	Market Value Adjustment			3,990.80	3,990.80 CR
30/06/2023	Closing Balance				3,990.80 CR
Mcp Income Opportunities Trust - Ordinary Units Fully Paid					
01/07/2022	Opening Balance				0.00
30/06/2023	Market Value Adjustment			2,668.47	2,668.47 CR
30/06/2023	Closing Balance				2,668.47 CR
Mcp Master Income Trust - Ordinary Units Fully Paid					
01/07/2022	Opening Balance				0.00
30/06/2023	Market Value Adjustment		251.97		251.97 DR
30/06/2023	Closing Balance				251.97 DR
Disposal Suspense - Derivative Investments					
Wam Global Limited - Option Expiring 12-Sep-2022					
01/07/2022	Opening Balance	0.00000			0.00
12/09/2022	WGBO/WGBO Rights Exercise/Lapse	15,671.00000			0.00 CR
12/09/2022	WGBO/WGBO Rights Exercise/Lapse	-15,671.00000			0.00 CR
30/06/2023	Closing Balance	0.00000			0.00
Disposal Suspense - Foreign Cash At Bank					
Interactive Brokers Cash Acct - USD J&E					
01/07/2022	Opening Balance				0.00
15/11/2022	Buy 100 Brookfield (BEP)			4,528.08	4,528.08 CR
15/11/2022	Buy 100 Brookfield (BEP)	-3,032.00000	4,528.08		0.00 CR
15/11/2022	Buy 200 Citigroup (C)			14,876.05	14,876.05 CR
15/11/2022	Buy 200 Citigroup (C)	-9,961.00000	14,876.05		0.00 CR
15/11/2022	Buy 30 Microsoft (MSFT)			10,843.34	10,843.34 CR
15/11/2022	Buy 30 Microsoft (MSFT)	-7,260.70000	10,843.34		0.00 CR
15/11/2022	Buy 50 Amazon (AMZN)			7,368.58	7,368.58 CR
15/11/2022	Buy 50 Amazon (AMZN)	-4,934.00000	7,368.58		0.00 CR
15/11/2022	Buy 80 Alphabet (aka Google) (GOOG) - Class C			11,417.26	11,417.26 CR
15/11/2022	Buy 80 Alphabet (aka Google) (GOOG) - Class C	-7,645.00000	11,417.26		0.00 CR
15/02/2023	Buy 150 Nextera Energy (NEE)			16,299.91	16,299.91 CR
15/02/2023	Buy 150 Nextera Energy (NEE)	-11,307.25000	16,299.91		0.00 CR
15/02/2023	Buy 50 Amgen Inc (AMGN)			17,527.02	17,527.02 CR
15/02/2023	Buy 50 Amgen Inc (AMGN)	-12,158.50000	17,527.02		0.00 CR
15/02/2023	Withholding Tax for year per IB annual report (treat as 15-2-23)			130.38	130.38 CR
15/02/2023	Withholding Tax for year per IB annual report (treat as 15-2-23)	-87.30000	130.38		0.00 CR
16/02/2023	Buy 150 Alphabet (aka Google) (GOOG) - Class C			20,537.05	20,537.05 CR
16/02/2023	Buy 150 Alphabet (aka Google) (GOOG) - Class C	-14,215.75000	20,537.05		0.00 CR
16/02/2023	Buy 50 Amazon (AMZN)			7,156.17	7,156.17 CR
16/02/2023	Buy 50 Amazon (AMZN)	-4,953.50000	7,156.17		0.00 CR
30/06/2023	Closing Balance	0.00000			0.00

Mirraweena Super Fund
General Ledger Account Movement
For the period from 1 July 2022 to 30 June 2023

Date	Description	Quantity	Debits	Credits	Balance
Income					
Disposal Suspense - Shares in Listed Companies					
ANZ Group Holdings Limited - Ordinary Fully Paid Deferred Settlement					
01/07/2022	Opening Balance	0.00000			0.00
03/01/2023	ANZDA TO ANZ	40.00000		1,110.40	1,110.40 CR
03/01/2023	ANZDA TO ANZ	44.00000		1,145.32	2,255.72 CR
03/01/2023	ANZDA TO ANZ	42.00000		1,167.18	3,422.90 CR
03/01/2023	ANZDA TO ANZ	49.00000		1,226.47	4,649.37 CR
03/01/2023	ANZDA TO ANZ	105.00000		1,984.50	6,633.87 CR
03/01/2023	ANZDA TO ANZ	1,396.00000		39,976.75	46,610.62 CR
03/01/2023	ANZDA TO ANZ	-1,676.00000	46,610.62		0.00 CR
30/06/2023	Closing Balance	0.00000			0.00
Australia And New Zealand Banking Group Limited					
01/07/2022	Opening Balance	0.00000			0.00
03/01/2023	ANZ Takeover/Merger	40.00000		1,110.40	1,110.40 CR
03/01/2023	ANZ Takeover/Merger	44.00000		1,145.32	2,255.72 CR
03/01/2023	ANZ Takeover/Merger	42.00000		1,167.18	3,422.90 CR
03/01/2023	ANZ Takeover/Merger	49.00000		1,226.47	4,649.37 CR
03/01/2023	ANZ Takeover/Merger	105.00000		1,984.50	6,633.87 CR
03/01/2023	ANZ Takeover/Merger	1,396.00000		39,976.75	46,610.62 CR
03/01/2023	ANZ Takeover/Merger	-1,676.00000	46,610.62		0.00 CR
30/06/2023	Closing Balance	0.00000			0.00
Australia And New Zealand Banking Group Limited - Rights-Appsclose 15Aug2022 Us Prohibited					
01/07/2022	Opening Balance	0.00000			0.00
25/08/2022	ANZR to ANZ; 1:15 ACCELERATED - PAITREO OF ORD SH/	105.00000			0.00 CR
25/08/2022	ANZR to ANZ; 1:15 ACCELERATED - PAITREO OF ORD SH/	-105.00000			0.00 CR
30/06/2023	Closing Balance	0.00000			0.00
BHP Group Limited					
01/07/2022	Opening Balance	0.00000			0.00
03/04/2023	Cash Deposit - Sold 219 BHP @ 46.0550	219.00000		10,020.05	10,020.05 CR
03/04/2023	Cash Deposit - Sold 219 BHP @ 46.0550	-219.00000	10,020.05		0.00 CR
30/06/2023	Closing Balance	0.00000			0.00
Commonwealth Bank Of Australia. - Broker Firm Offer					
01/07/2022	Opening Balance	0.00000			0.00
09/06/2023	CBAXX/CBAPM Code Change	300.00000		30,000.00	30,000.00 CR
09/06/2023	CBAXX/CBAPM Code Change	-300.00000	30,000.00		0.00 CR
30/06/2023	Closing Balance	0.00000			0.00
National Australia Bank Limited - Cap Note 3-Bbsw+2.20% 20-09-28 Cum Red T-09-23					
01/07/2022	Opening Balance	0.00000			0.00
14/09/2022	Transferred from A/C 1637970 - SELL 200 NABPE	200.00000		20,093.10	20,093.10 CR
14/09/2022	Transferred from A/C 1637970 - SELL 200 NABPE	-200.00000	20,093.10		0.00 CR
30/06/2023	Closing Balance	0.00000			0.00
TPG Telecom Limited.					
01/07/2022	Opening Balance	0.00000			0.00
22/07/2022	SELL 129 TPG - Transferred to Bells and sold by them	129.00000		590.01	590.01 CR
22/07/2022	SELL 129 TPG - Transferred to Bells and sold by them	-129.00000	590.01		0.00 CR
30/06/2023	Closing Balance	0.00000			0.00
Tuas Limited					
01/07/2022	Opening Balance	0.00000			0.00
15/02/2023	SELL 65 TUAS LTD - (transferred from Ords to Bells) Sold by	65.00000		65.64	65.64 CR
15/02/2023	SELL 65 TUAS LTD - (transferred from Ords to Bells) Sold by	-65.00000	65.64		0.00 CR
30/06/2023	Closing Balance	0.00000			0.00

Mirraweena Super Fund
General Ledger Account Movement
For the period from 1 July 2022 to 30 June 2023

Date	Description	Quantity	Debits	Credits	Balance
Income					
Disposal Suspense - Shares in Listed Companies - Foreign					
American Express Co					
01/07/2022	Opening Balance	0.00000			0.00
28/07/2022	Sell 21 Amex (AXP) - through Interactive Brokers Australia	21.00000		4,563.18	4,563.18 CR
28/07/2022	Sell 21 Amex (AXP) - through Interactive Brokers Australia	-21.00000	4,563.18		0.00 CR
30/06/2023	Closing Balance	0.00000			0.00
Bank of America Corp					
01/07/2022	Opening Balance	0.00000			0.00
28/07/2022	Sell 52 Bank of America (BAC) - through Interactive Brokers A	52.00000		2,487.75	2,487.75 CR
28/07/2022	Sell 52 Bank of America (BAC) - through Interactive Brokers A	-52.00000	2,487.75		0.00 CR
30/06/2023	Closing Balance	0.00000			0.00
Wells Fargo & Co					
01/07/2022	Opening Balance	0.00000			0.00
28/07/2022	Sell 25 Wells Fargo (WFC) - through Interactive Brokers Austr:	25.00000		1,558.70	1,558.70 CR
28/07/2022	Sell 25 Wells Fargo (WFC) - through Interactive Brokers Austr:	-25.00000	1,558.70		0.00 CR
30/06/2023	Closing Balance	0.00000			0.00
Disposal Suspense - Stapled Securities					
Charter Hall Group - Stapled Securities Us Prohibited					
01/07/2022	Opening Balance	0.00000			0.00
18/04/2023	Cash Deposit - Sold 3830 CHC @ 11.3057	3,830.00000		43,062.77	43,062.77 CR
18/04/2023	Cash Deposit - Sold 3830 CHC @ 11.3057	-3,830.00000	43,062.77		0.00 CR
30/06/2023	Closing Balance	0.00000			0.00
Disposal Suspense - Units In Listed Unit Trusts					
Betashares ASIA Technology Tigers ETF - Betashares ASIA Technology Tigers ETF					
01/07/2022	Opening Balance	0.00000			0.00
26/09/2022	Transferred from A/C 1637970 - SELL 2665 ASIA	2,665.00000		17,518.76	17,518.76 CR
26/09/2022	Transferred from A/C 1637970 - SELL 2665 ASIA	-2,665.00000	17,518.76		0.00 CR
30/06/2023	Closing Balance	0.00000			0.00
Betashares U.S. Dollar ETF - Exchange Traded Fund Units Fully Paid					
01/07/2022	Opening Balance	0.00000			0.00
01/07/2022	USD/USD Code Change - Combine 2 separate holdings into c	445.00000		5,693.75	5,693.75 CR
01/07/2022	USD/USD Code Change - Combine 2 separate holdings into c	-445.00000	5,693.75		0.00 CR
30/06/2023	Closing Balance	0.00000			0.00
Betashares U.S. Dollar ETF - Exchange Traded Fund Units Fully Paid					
01/07/2022	Opening Balance	0.00000			0.00
22/07/2022	SELL 445 BETASHARES US DOLLAR ETF - Transferred to B	445.00000		6,197.20	6,197.20 CR
22/07/2022	SELL 445 BETASHARES US DOLLAR ETF - Transferred to B	-445.00000	6,197.20		0.00 CR
30/06/2023	Closing Balance	0.00000			0.00
Mcp Income Opportunities Trust - Ordinary Units Fully Paid					
01/07/2022	Opening Balance	0.00000			0.00
03/04/2023	Cash Deposit - Sold 4965 MOT @ 2.0200	4,965.00000		10,001.80	10,001.80 CR
03/04/2023	Cash Deposit - Sold 4965 MOT @ 2.0200	-4,965.00000	10,001.80		0.00 CR
07/06/2023	Cash Deposit - Sold 30785 MOT @ 1.9766	30,785.00000		60,682.15	60,682.15 CR
07/06/2023	Cash Deposit - Sold 30785 MOT @ 1.9766	-30,785.00000	60,682.15		0.00 CR
30/06/2023	Closing Balance	0.00000			0.00
Mcp Master Income Trust - Ordinary Units Fully Paid					
01/07/2022	Opening Balance	0.00000			0.00
03/04/2023	Cash Deposit - Sold 5145 MXT @ 1.9525	5,145.00000		10,018.11	10,018.11 CR
03/04/2023	Cash Deposit - Sold 5145 MXT @ 1.9525	-5,145.00000	10,018.11		0.00 CR
07/06/2023	Cash Deposit - Sold 18200 MXT @ 1.9243	18,200.00000		34,925.19	34,925.19 CR
07/06/2023	Cash Deposit - Sold 18200 MXT @ 1.9243	-18,200.00000	34,925.19		0.00 CR
30/06/2023	Closing Balance	0.00000			0.00

Mirraweena Super Fund
General Ledger Account Movement
For the period from 1 July 2022 to 30 June 2023

Date	Description	Quantity	Debits	Credits	Balance
Income					
Investment Income					
Distributions - Shares in Listed Companies					
Macquarie Bank Limited - Cap Note 3-Bbsw+2.90% Perp Non-Cum Red T-09-28					
01/07/2022	Opening Balance				0.00
22/08/2022	MBLPD AUD 0.35592 FRANKED, 30% CTR, 0.53388 CFI			222.45	222.45 CR
21/11/2022	MBLPD AUD 0.467 FRANKED, 30% CTR, 0.7005 CFI			291.87	514.32 CR
17/02/2023	MBLPD AUD 0.50672 FRANKED, 30% CTR, 0.76008 CFI			316.70	831.02 CR
22/05/2023	MBLPD AUD 0.56224 FRANKED, 30% CTR, 0.84336 CFI			351.40	1,182.42 CR
30/06/2023	Distribution - Tax Statement				1,182.42 CR
30/06/2023	Distribution - Tax Statement				1,182.42 CR
30/06/2023	Distribution - Tax Statement				1,182.42 CR
30/06/2023	Distribution - Tax Statement				1,182.42 CR
30/06/2023	Closing Balance				1,182.42 CR
National Australia Bank Limited - Cap Note 3-Bbsw+2.20% 20-09-28 Cum Red T-09-23					
01/07/2022	Opening Balance				0.00
20/09/2022	NABPE Interest Payment			502.55	502.55 CR
09/12/2022	NABPE AUD UNFRANKED, NIL CFI			371.85	874.40 CR
09/03/2023	NABPE AUD UNFRANKED, NIL CFI			391.99	1,266.39 CR
08/06/2023	NABPE AUD UNFRANKED, NIL CFI			436.35	1,702.74 CR
30/06/2023	Distribution - Tax Statement				1,702.74 CR
30/06/2023	Distribution - Tax Statement				1,702.74 CR
30/06/2023	Distribution - Tax Statement				1,702.74 CR
30/06/2023	Distribution - Tax Statement				1,702.74 CR
30/06/2023	Closing Balance				1,702.74 CR
Distributions - Stapled Securities					
Charter Hall Group - Stapled Securities Us Prohibited					
01/07/2022	Opening Balance				0.00
29/12/2022	CHC AUD 0.0938 FRANKED, 30% CTR, DRP SUSP			798.17	798.17 CR
29/12/2022	Distribution - Tax Statement				798.17 CR
30/06/2023	Closing Balance				798.17 CR
Charter Hall Long Wale REIT - Fully Paid Units Stapled Securities					
01/07/2022	Opening Balance				0.00
29/09/2022	CLW AUD DRP SUSP			816.90	816.90 CR
29/12/2022	CLW AUD DRP SUSP			816.90	1,633.80 CR
30/03/2023	CLW AUD DRP SUSP			816.90	2,450.70 CR
29/06/2023	CLW AUD DRP SUSP			816.90	3,267.60 CR
30/06/2023	Distribution - Tax Statement				3,267.60 CR
30/06/2023	Distribution - Tax Statement				3,267.60 CR
30/06/2023	Distribution - Tax Statement				3,267.60 CR
30/06/2023	Distribution - Tax Statement				3,267.60 CR
30/06/2023	Closing Balance				3,267.60 CR
Transurban Group - Fully Paid Ordinary/Units Stapled Securities					
01/07/2022	Opening Balance				0.00
29/12/2022	TCL AUD DRP NIL DISC			704.90	704.90 CR
29/06/2023	TCL AUD 0.0111946 FRANKED, 30% CTR, DRP NIL DISC			811.30	1,516.20 CR
30/06/2023	Distribution - Tax Statement				1,516.20 CR
30/06/2023	Distribution - Tax Statement				1,516.20 CR
30/06/2023	Closing Balance				1,516.20 CR
Distributions - Units In Listed Unit Trusts					
Betashares U.S. Dollar ETF - Exchange Traded Fund Units Fully Paid					

Mirraweena Super Fund
General Ledger Account Movement
For the period from 1 July 2022 to 30 June 2023

Date	Description	Quantity	Debits	Credits	Balance
Income					
01/07/2022	Opening Balance				0.00
30/06/2023	Distribution - Tax Statement				0.00 CR
30/06/2023	USD AUD DRP			2,091.99	2,091.99 CR
30/06/2023	Closing Balance				2,091.99 CR
ETFS Morningstar Global Technology ETF - ETFS Morningstar Global Technology ETF					
01/07/2022	Opening Balance				0.00
30/06/2023	Distribution - Tax Statement			32.31	32.31 CR
30/06/2023	TECH AUD 0.0172 FRANKED, 30% CTR, DRP			160.02	192.33 CR
30/06/2023	Closing Balance				192.33 CR
Magellan Global Fund (Open Class) (Managed Fund) - Magellan Global Fund (Open Class) (Mana					
01/07/2022	Opening Balance				0.00
03/01/2023	MGOC AUD DRP			464.87	464.87 CR
30/06/2023	Distribution - Tax Statement			0.75	465.62 CR
30/06/2023	Distribution - Tax Statement			48.03	513.65 CR
30/06/2023	MGOC AUD DRP			465.78	979.43 CR
30/06/2023	Closing Balance				979.43 CR
Magellan High Conviction Trust (Managed Fund) - Magellan High Conviction Trust (Managed Fun					
01/07/2022	Opening Balance				0.00
03/01/2023	MHHT AUD DRP			442.62	442.62 CR
30/06/2023	Distribution - Tax Statement				442.62 CR
30/06/2023	Distribution - Tax Statement				442.62 CR
30/06/2023	MHHT AUD DRP			424.48	867.10 CR
30/06/2023	Closing Balance				867.10 CR
Mcp Income Opportunities Trust - Ordinary Units Fully Paid					
01/07/2022	Opening Balance				0.00
29/07/2022	MOT AUD DRP NIL DISC			350.35	350.35 CR
31/08/2022	MOT AUD DRP NIL DISC			457.60	807.95 CR
03/10/2022	MOT AUD DRP NIL DISC			446.88	1,254.83 CR
31/10/2022	MOT AUD DRP NIL DISC			504.08	1,758.91 CR
30/11/2022	MOT AUD DRP NIL DISC			471.90	2,230.81 CR
30/12/2022	MOT AUD DRP NIL DISC			561.28	2,792.09 CR
31/01/2023	MOT AUD DRP NIL DISC			579.15	3,371.24 CR
28/02/2023	MOT AUD DRP NIL DISC			496.93	3,868.17 CR
31/03/2023	MOT AUD DRP NIL DISC			461.78	4,329.95 CR
28/04/2023	MOT AUD DRP NIL DISC			418.68	4,748.63 CR
31/05/2023	MOT AUD DRP NIL DISC			498.72	5,247.35 CR
07/06/2023	Distribution - Tax Statement				5,247.35 CR
07/06/2023	Distribution - Tax Statement				5,247.35 CR
07/06/2023	Distribution - Tax Statement				5,247.35 CR
07/06/2023	Distribution - Tax Statement				5,247.35 CR
07/06/2023	Distribution - Tax Statement				5,247.35 CR
07/06/2023	Distribution - Tax Statement				5,247.35 CR
07/06/2023	Distribution - Tax Statement				5,247.35 CR
07/06/2023	Distribution - Tax Statement				5,247.35 CR
07/06/2023	Distribution - Tax Statement				5,247.35 CR
07/06/2023	Distribution - Tax Statement				5,247.35 CR
07/06/2023	Distribution - Tax Statement				5,247.35 CR
07/06/2023	Distribution - Tax Statement				5,247.35 CR
30/06/2023	Closing Balance				5,247.35 CR
Mcp Master Income Trust - Ordinary Units Fully Paid					
01/07/2022	Opening Balance				0.00
29/07/2022	MXT AUD DRP NIL DISC			643.28	643.28 CR
31/08/2022	MXT AUD DRP NIL DISC			820.73	1,464.01 CR
03/10/2022	MXT AUD DRP NIL DISC			776.37	2,240.38 CR
31/10/2022	MXT AUD DRP NIL DISC			931.64	3,172.02 CR
30/11/2022	MXT AUD DRP NIL DISC			946.43	4,118.45 CR
30/12/2022	MXT AUD DRP NIL DISC			998.19	5,116.64 CR
31/01/2023	MXT AUD DRP NIL DISC			1,064.74	6,181.38 CR

Mirraweena Super Fund
General Ledger Account Movement
For the period from 1 July 2022 to 30 June 2023

Date	Description	Quantity	Debits	Credits	Balance
Income					
28/02/2023	MXT AUD DRP NIL DISC			953.83	7,135.21 CR
31/03/2023	MXT AUD DRP NIL DISC			990.65	8,125.86 CR
28/04/2023	MXT AUD DRP NIL DISC			963.13	9,088.99 CR
31/05/2023	MXT AUD DRP NIL DISC			1,025.05	10,114.04 CR
30/06/2023	Distribution - Tax Statement				10,114.04 CR
30/06/2023	Distribution - Tax Statement				10,114.04 CR
30/06/2023	Distribution - Tax Statement				10,114.04 CR
30/06/2023	Distribution - Tax Statement				10,114.04 CR
30/06/2023	Distribution - Tax Statement				10,114.04 CR
30/06/2023	Distribution - Tax Statement				10,114.04 CR
30/06/2023	Distribution - Tax Statement				10,114.04 CR
30/06/2023	Distribution - Tax Statement				10,114.04 CR
30/06/2023	Distribution - Tax Statement				10,114.04 CR
30/06/2023	Distribution - Tax Statement				10,114.04 CR
30/06/2023	Distribution - Tax Statement				10,114.04 CR
30/06/2023	Distribution - Tax Statement				10,114.04 CR
30/06/2023	Distribution - Tax Statement				10,114.04 CR
30/06/2023	MXT AUD DRP NIL DISC			758.92	10,872.96 CR
30/06/2023	Closing Balance				10,872.96 CR
Dividends - Shares in Listed Companies					
Australia And New Zealand Banking Group Limited					
01/07/2022	Opening Balance				0.00
01/07/2022	ANZ AUD 0.72 FRANKED, 30% CTR, DRP NIL DISC, BSP			1,131.12	1,131.12 CR
15/12/2022	ANZ AUD 0.74 FRANKED, 30% CTR, DRP NIL DISC, BSP			1,240.24	2,371.36 CR
30/06/2023	Closing Balance				2,371.36 CR
Bank Of Queensland Limited. - Cap Note 3-Bbsw+3.40% Perp Non-Cum Red T-12-28					
01/07/2022	Opening Balance				0.00
15/03/2023	BOQPG AUD 1.4928 FRANKED, 30% CTR			373.20	373.20 CR
15/06/2023	BOQPG AUD 1.2454 FRANKED, 30% CTR			311.35	684.55 CR
30/06/2023	Closing Balance				684.55 CR
BHP Group Limited					
01/07/2022	Opening Balance				0.00
22/09/2022	BHP USD 1.75, 1.75 FRANKED, 30% CTR, DRP NIL DISC			4,986.29	4,986.29 CR
30/03/2023	BHP USD 0.9, 0.9 FRANKED, 30% CTR, DRP NIL DISC			2,664.55	7,650.84 CR
30/06/2023	Closing Balance				7,650.84 CR
Breville Group Limited					
01/07/2022	Opening Balance				0.00
06/10/2022	BRG AUD 0.15 FRANKED, 30% CTR, DRP SUSP			263.25	263.25 CR
27/03/2023	BRG AUD 0.15 FRANKED, 30% CTR, DRP SUSP			263.25	526.50 CR
30/06/2023	Closing Balance				526.50 CR
Commonwealth Bank Of Australia.					
01/07/2022	Opening Balance				0.00
29/09/2022	CBA AUD 2.1 FRANKED, 30% CTR, DRP NIL DISC			2,190.30	2,190.30 CR
30/03/2023	Accrue CBA FF Dividend on 100 shares - per Bell Direct repor			210.00	2,400.30 CR
30/03/2023	CBA AUD 2.1 FRANKED, 30% CTR, DRP NIL DISC			2,190.30	4,590.60 CR
30/06/2023	Closing Balance				4,590.60 CR
CSL Limited					
01/07/2022	Opening Balance				0.00
05/10/2022	CSL USD 1.18, 0.118 FRANKED, 30% CTR, 1.062 CFI, DRP :			344.63	344.63 CR
05/04/2023	CSL USD 1.07, UNFRANKED, 1.07 CFI, DRP SUSP			317.81	662.44 CR
30/06/2023	Closing Balance				662.44 CR

Mirraweena Super Fund
General Ledger Account Movement
For the period from 1 July 2022 to 30 June 2023

Date	Description	Quantity	Debits	Credits	Balance
Income					
Macquarie Group Limited					
01/07/2022	Opening Balance				0.00
04/07/2022	MQG AUD 1.4 FRANKED, 30% CTR, 2.1 CFI, DRP 1.5% DIS			2,698.50	2,698.50 CR
13/12/2022	MQG AUD 1.2 FRANKED, 30% CTR, 1.8 CFI, DRP NIL DISC			2,313.00	5,011.50 CR
30/06/2023	Closing Balance				5,011.50 CR
National Australia Bank Limited					
01/07/2022	Opening Balance				0.00
05/07/2022	NAB AUD 0.73 FRANKED, 30% CTR, DRP NIL DISC, BSP			951.92	951.92 CR
14/12/2022	NAB AUD 0.78 FRANKED, 30% CTR, DRP NIL DISC, BSP			1,017.12	1,969.04 CR
30/06/2023	Closing Balance				1,969.04 CR
National Australia Bank Limited - Cap Note 3-Bbsw+4.00% Perp Non-Cum Red T-06-26					
01/07/2022	Opening Balance				0.00
19/09/2022	NABPF AUD 1.0454 FRANKED, 30% CTR			522.70	522.70 CR
19/12/2022	NABPF AUD 1.1939 FRANKED, 30% CTR			596.95	1,119.65 CR
17/03/2023	NABPF AUD 1.2154 FRANKED, 30% CTR			607.70	1,727.35 CR
19/06/2023	NABPF AUD 1.3855 FRANKED, 30% CTR			692.75	2,420.10 CR
30/06/2023	Closing Balance				2,420.10 CR
Rio Tinto Limited					
01/07/2022	Opening Balance				0.00
22/09/2022	RIO AUD 3.837 FRANKED, 30% CTR, DRP NIL DISC			4,316.63	4,316.63 CR
20/04/2023	RIO AUD 3.2649 FRANKED, 30% CTR, DRP NIL DISC			3,673.01	7,989.64 CR
30/06/2023	Closing Balance				7,989.64 CR
Sonic Healthcare Limited					
01/07/2022	Opening Balance				0.00
21/09/2022	SHL AUD 0.6 FRANKED, 30% CTR, DRP SUSP			591.00	591.00 CR
22/03/2023	SHL AUD 0.42 FRANKED, 30% CTR, DRP SUSP			413.70	1,004.70 CR
30/06/2023	Closing Balance				1,004.70 CR
TPG Telecom Limited.					
01/07/2022	Opening Balance				0.00
12/10/2022	TPG AUD 0.09 FRANKED, 30% CTR			153.45	153.45 CR
13/04/2023	TPG AUD 0.09 FRANKED, 30% CTR			153.45	306.90 CR
30/06/2023	Closing Balance				306.90 CR
TPG Telecom Limited.					
01/07/2022	Opening Balance				0.00
12/10/2022	Accrue TPG Telecom FF Dividend on 129 shares - per Bell Dir			11.61	11.61 CR
30/06/2023	Closing Balance				11.61 CR
Wam Global Limited					
01/07/2022	Opening Balance				0.00
25/10/2022	WGB AUD 0.055 FRANKED, 30% CTR, DRP NIL DISC			921.25	921.25 CR
24/04/2023	WGB AUD 0.0575 FRANKED, 30% CTR, DRP NIL DISC			993.03	1,914.28 CR
30/06/2023	Closing Balance				1,914.28 CR
Wesfarmers Limited					
01/07/2022	Opening Balance				0.00
28/03/2023	Accrue Wesfarmers FF Div on 200 shares - per Bell Direct rep			176.00	176.00 CR
30/06/2023	Closing Balance				176.00 CR
Westpac Banking Corporation - Cap Note 3-Bbsw+3.20% Perp Non-Cum Red T-09-25					
01/07/2022	Opening Balance				0.00
23/09/2022	WBCPH AUD 0.8716 FRANKED, 30% CTR			435.80	435.80 CR
22/12/2022	WBCPH AUD 1.0654 FRANKED, 30% CTR			532.70	968.50 CR
22/03/2023	WBCPH AUD 1.1084 FRANKED, 30% CTR			554.20	1,522.70 CR
22/06/2023	WBCPH AUD 1.2167 FRANKED, 30% CTR			608.35	2,131.05 CR
30/06/2023	Closing Balance				2,131.05 CR

Mirraweena Super Fund
General Ledger Account Movement
For the period from 1 July 2022 to 30 June 2023

Date	Description	Quantity	Debits	Credits	Balance
Income					
Woodside Energy Group Ltd					
01/07/2022	Opening Balance				0.00
06/10/2022	WDS USD 1.09, 1.09 FRANKED, 30% CTR, DRP NIL DISC			564.63	564.63 CR
05/04/2023	WDS USD 1.44, 1.44 FRANKED, 30% CTR, DRP SUSP			760.50	1,325.13 CR
30/06/2023	Closing Balance				1,325.13 CR
Woolworths Group Limited					
01/07/2022	Opening Balance				0.00
27/09/2022	WOW AUD 0.53 FRANKED, 30% CTR, DRP NIL DISC			448.38	448.38 CR
13/04/2023	WOW AUD 0.46 FRANKED, 30% CTR, DRP NIL DISC			389.16	837.54 CR
30/06/2023	Closing Balance				837.54 CR
Dividends - Stapled Securities					
Charter Hall Group - Stapled Securities Us Prohibited					
01/07/2022	Opening Balance				0.00
31/08/2022	CHC AUD 0.092 FRANKED @ 30%			352.36	352.36 CR
30/06/2023	Closing Balance				352.36 CR
Transurban Group - Fully Paid Ordinary/Units Stapled Securities					
01/07/2022	Opening Balance				0.00
23/08/2022	TCL AUD 0.02170156 FRANKED, 30% CTR			53.20	53.20 CR
30/06/2023	Closing Balance				53.20 CR
Foreign Income - Foreign Dividend - Foreign Cash At Bank					
Interactive Brokers Cash Acct - USD J&E					
01/07/2022	Opening Balance				0.00
15/02/2023	Foreign divs for year per Interactive Brokers report AUD\$878.5			878.96	878.96 CR
30/06/2023	Closing Balance				878.96 CR
Interest - Cash At Bank					
Bell Direct Cash Account					
01/07/2022	Opening Balance				0.00
30/06/2023	Investment Income			71.09	71.09 CR
30/06/2023	Closing Balance				71.09 CR
Interactive Brokers Cash Acct - AUD J&E					
01/07/2022	Opening Balance				0.00
30/06/2023	AUD Credit Interest for year			20.05	20.05 CR
30/06/2023	Closing Balance				20.05 CR
Macquarie Bank CMA 964055388 J&E					
01/07/2022	Opening Balance				0.00
29/07/2022	Interest			33.15	33.15 CR
31/08/2022	MACQUARIE CMA INTEREST PAID			29.76	62.91 CR
30/09/2022	MACQUARIE CMA INTEREST PAID			40.64	103.55 CR
31/10/2022	MACQUARIE CMA INTEREST PAID			56.66	160.21 CR
30/11/2022	MACQUARIE CMA INTEREST PAID			67.45	227.66 CR
30/12/2022	MACQUARIE CMA INTEREST PAID			80.60	308.26 CR
31/01/2023	MACQUARIE CMA INTEREST PAID			94.98	403.24 CR
31/03/2023	MACQUARIE CMA INTEREST PAID			14.17	417.41 CR
31/03/2023	MACQUARIE CMA INTEREST PAID			44.66	462.07 CR
28/04/2023	MACQUARIE CMA INTEREST PAID			17.47	479.54 CR
31/05/2023	Interest			21.44	500.98 CR
30/06/2023	Interest			20.44	521.42 CR
30/06/2023	Closing Balance				521.42 CR

Mirraweena Super Fund
General Ledger Account Movement
For the period from 1 July 2022 to 30 June 2023

Date	Description	Quantity	Debits	Credits	Balance
Income					
Ord Minnett - CMT Account					
01/07/2022	Opening Balance				0.00
30/09/2022	Interest			46.24	46.24 CR
31/12/2022	Interest			148.17	194.41 CR
31/03/2023	Cash Deposit - Interest			61.48	255.89 CR
30/06/2023	Ord Minnett - CMT interest			504.33	760.22 CR
30/06/2023	Closing Balance				760.22 CR
Interest - Foreign Cash At Bank					
Interactive Brokers Cash Acct - USD J&E					
01/07/2022	Opening Balance				0.00
01/07/2022	Interest on US\$ acc for year per Int. Brokers reports			691.07	691.07 CR
30/06/2023	Closing Balance				691.07 CR
Interest - Other Fixed Interest Securities					
Qube Holdings Limited - Hybrid 3-Bbsw+3.90% 05-10-23 Sub Cum					
01/07/2022	Opening Balance				0.00
05/07/2022	QUBHA Interest Payment			309.54	309.54 CR
05/10/2022	QUBHA Interest Payment			435.84	745.38 CR
05/01/2023	QUBHA Interest Payment			510.09	1,255.47 CR
05/04/2023	QUBHA Interest Payment			531.60	1,787.07 CR
30/06/2023	Closing Balance				1,787.07 CR
Other Income					
ATO Interest Payments					
01/07/2022	Opening Balance				0.00
20/06/2023	Direct Credit (ATO AT0006000017923805) - 2022 refund			28.72	28.72 CR
30/06/2023	Closing Balance				28.72 CR
Expenses					
Member Payments					
Pensions Paid - Mr Michael Moore					
Pension Account 01.07.2019					
01/07/2022	Opening Balance				0.00
01/07/2022	Pension Drawdown - Gross		543.14		543.14 DR
01/08/2022	Pension Drawdown - Gross		543.14		1,086.28 DR
19/08/2022	Pension Drawdown - Gross		3,394.64		4,480.92 DR
01/09/2022	Pension Drawdown - Gross		3,394.64		7,875.56 DR
15/09/2022	Pension Drawdown - Gross		2,036.79		9,912.35 DR
17/10/2022	Pension Drawdown - Gross		2,036.78		11,949.13 DR
15/11/2022	Pension Drawdown - Gross		4,110.87		16,060.00 DR
15/12/2022	Pension Drawdown - Gross		6,000.00		22,060.00 DR
16/01/2023	Pension Drawdown - Gross		6,000.00		28,060.00 DR
15/02/2023	Pension Drawdown - Gross		6,000.00		34,060.00 DR
15/03/2023	Pension Drawdown - Gross		6,000.00		40,060.00 DR
13/04/2023	Pension Drawdown - Gross		10,000.00		50,060.00 DR
17/04/2023	Pension Drawdown - Gross		6,000.00		56,060.00 DR
09/05/2023	Pension Drawdown - Gross		10,000.00		66,060.00 DR
15/05/2023	Pension Drawdown - Gross		6,000.00		72,060.00 DR
18/05/2023	Pension Drawdown - Gross		10,000.00		82,060.00 DR
08/06/2023	Pension Drawdown - Gross		30,000.00		112,060.00 DR
15/06/2023	Pension Drawdown - Gross		6,000.00		118,060.00 DR
26/06/2023	Pension Drawdown - Gross		15,000.00		133,060.00 DR
30/06/2023	Closing Balance				133,060.00 DR

Mirraweena Super Fund
General Ledger Account Movement
For the period from 1 July 2022 to 30 June 2023

Date	Description	Quantity	Debits	Credits	Balance
Expenses					
Pension Account 01.07.2021					
01/07/2022	Opening Balance				0.00
01/07/2022	Pension Drawdown - Gross		461.16		461.16 DR
01/08/2022	Pension Drawdown - Gross		461.16		922.32 DR
19/08/2022	Pension Drawdown - Gross		2,882.29		3,804.61 DR
01/09/2022	Pension Drawdown - Gross		2,882.30		6,686.91 DR
15/09/2022	Pension Drawdown - Gross		1,729.38		8,416.29 DR
17/10/2022	Pension Drawdown - Gross		1,729.37		10,145.66 DR
15/11/2022	Pension Drawdown - Gross		824.34		10,970.00 DR
30/06/2023	Closing Balance				10,970.00 DR
Pensions Paid - Ms Jane Cowper					
Pension Account 01.07.20					
01/07/2022	Opening Balance				0.00
01/07/2022	Pension Drawdown - Gross		373.31		373.31 DR
01/08/2022	Pension Drawdown - Gross		373.31		746.62 DR
19/08/2022	Pension Drawdown - Gross		2,333.16		3,079.78 DR
01/09/2022	Pension Drawdown - Gross		2,333.15		5,412.93 DR
15/09/2022	Pension Drawdown - Gross		1,399.89		6,812.82 DR
17/10/2022	Pension Drawdown - Gross		1,399.90		8,212.72 DR
15/11/2022	Pension Drawdown - Gross		667.28		8,880.00 DR
30/06/2023	Closing Balance				8,880.00 DR
Pension Account 01.07.2021					
01/07/2022	Opening Balance				0.00
01/07/2022	Pension Drawdown - Gross		222.39		222.39 DR
01/08/2022	Pension Drawdown - Gross		222.39		444.78 DR
19/08/2022	Pension Drawdown - Gross		1,389.91		1,834.69 DR
01/09/2022	Pension Drawdown - Gross		1,389.91		3,224.60 DR
15/09/2022	Pension Drawdown - Gross		833.94		4,058.54 DR
17/10/2022	Pension Drawdown - Gross		833.95		4,892.49 DR
15/11/2022	Pension Drawdown - Gross		397.51		5,290.00 DR
30/06/2023	Closing Balance				5,290.00 DR
Insurance Premiums - Ms Emma Hancock					
Accumulation					
01/07/2022	Opening Balance				0.00
17/05/2023	Clearview		4,907.87		4,907.87 DR
30/06/2023	Closing Balance				4,907.87 DR
Other Expenses					
Accountancy Fee					
01/07/2022	Opening Balance				0.00
22/06/2023	Roach & Bruce Consulting Pty Ltd; BSB 032-024; a/c 229586		319.00		319.00 DR
30/06/2023	Closing Balance				319.00 DR
Actuarial Fee					
01/07/2022	Opening Balance				0.00
19/04/2023	Verus Actuaries Pty Ltd; BSB 012-263; a/c 286181627 (ZC137		102.50		102.50 DR
30/06/2023	Closing Balance				102.50 DR
Auditor Fee					
01/07/2022	Opening Balance				0.00
15/06/2023	SUPER AUDITS; BSB 015-056; a/c 387392386 (MIRRAWEEEN		440.00		440.00 DR
30/06/2023	Closing Balance				440.00 DR

Mirraweena Super Fund
General Ledger Account Movement
For the period from 1 July 2022 to 30 June 2023

Date	Description	Quantity	Debits	Credits	Balance
Expenses					
Fund Administration Fee					
01/07/2022	Opening Balance				0.00
22/06/2023	Roach & Bruce Consulting Pty Ltd; BSB 032-024; a/c 229586		2,675.25		2,675.25 DR
30/06/2023	Closing Balance				2,675.25 DR
Investment Management Fee					
01/07/2022	Opening Balance				0.00
17/08/2022	PARS Fee 01Jul2022 to 30Sep2022		3,748.53		3,748.53 DR
17/11/2022	PARS Fee 1Oct2022 to 31Dec2022		3,678.90		7,427.43 DR
16/02/2023	PARS Fee 1Jan2023 to 31Mar2023		3,865.87		11,293.30 DR
22/05/2023	PARS quarterly fee		4,174.92		15,468.22 DR
30/06/2023	Commissions on Tnsf from AUD\$ to US\$ a/c per IB report \$3.:		3.09		15,471.31 DR
30/06/2023	Closing Balance				15,471.31 DR
Regulatory Fees					
01/07/2022	Opening Balance				0.00
30/01/2023	ASIC, Official Administered Receipts Account, BSB 093-003, a		90.00		90.00 DR
30/06/2023	Closing Balance				90.00 DR
SMSF Supervisory Levy					
01/07/2022	Opening Balance				0.00
30/06/2023	SMSF Supervisory Levy 2023		259.00		259.00 DR
30/06/2023	Closing Balance				259.00 DR
Investment Losses					
Forex Unrealised Losses - Foreign Cash At Bank					
Interactive Brokers Cash Acct - USD J&E					
01/07/2022	Opening Balance				0.00
30/06/2023	Market Value Adjustment		15.97		15.97 DR
30/06/2023	Closing Balance				15.97 DR
Income Tax					
Income Tax Expense					
Income Tax Expense					
01/07/2022	Opening Balance				0.00
30/06/2023	Fund Income Tax		4,114.50		4,114.50 DR
30/06/2023	Closing Balance				4,114.50 DR
Excessive Foreign Tax Credit Writeoff Expense					
01/07/2022	Opening Balance				0.00
30/06/2023	Excessive foreign tax credit written off		181.06		181.06 DR
30/06/2023	Closing Balance				181.06 DR
Imputation Credits - Shares in Listed Companies					
Australia And New Zealand Banking Group Limited					
01/07/2022	Opening Balance				0.00
01/07/2022	ANZ AUD 0.72 FRANKED, 30% CTR, DRP NIL DISC, BSP			484.77	484.77 CR
15/12/2022	ANZ AUD 0.74 FRANKED, 30% CTR, DRP NIL DISC, BSP			531.53	1,016.30 CR
30/06/2023	Closing Balance				1,016.30 CR
Bank Of Queensland Limited. - Cap Note 3-Bbsw+3.40% Perp Non-Cum Red T-12-28					
01/07/2022	Opening Balance				0.00
15/03/2023	BOQPG AUD 1.4928 FRANKED, 30% CTR			159.94	159.94 CR
15/06/2023	BOQPG AUD 1.2454 FRANKED, 30% CTR			133.44	293.38 CR
30/06/2023	Closing Balance				293.38 CR

Mirraweena Super Fund
General Ledger Account Movement
For the period from 1 July 2022 to 30 June 2023

Date	Description	Quantity	Debits	Credits	Balance
Income Tax					
BHP Group Limited					
01/07/2022	Opening Balance				0.00
22/09/2022	BHP USD 1.75, 1.75 FRANKED, 30% CTR, DRP NIL DISC			2,136.98	2,136.98 CR
30/03/2023	BHP USD 0.9, 0.9 FRANKED, 30% CTR, DRP NIL DISC			1,141.95	3,278.93 CR
30/06/2023	Closing Balance				3,278.93 CR
Breville Group Limited					
01/07/2022	Opening Balance				0.00
06/10/2022	BRG AUD 0.15 FRANKED, 30% CTR, DRP SUSP			112.82	112.82 CR
27/03/2023	BRG AUD 0.15 FRANKED, 30% CTR, DRP SUSP			112.82	225.64 CR
30/06/2023	Closing Balance				225.64 CR
Commonwealth Bank Of Australia.					
01/07/2022	Opening Balance				0.00
29/09/2022	CBA AUD 2.1 FRANKED, 30% CTR, DRP NIL DISC			938.70	938.70 CR
30/03/2023	Accrue CBA FF Dividend on 100 shares - per Bell Direct repor			90.00	1,028.70 CR
30/03/2023	CBA AUD 2.1 FRANKED, 30% CTR, DRP NIL DISC			938.70	1,967.40 CR
30/06/2023	Closing Balance				1,967.40 CR
CSL Limited					
01/07/2022	Opening Balance				0.00
05/10/2022	CSL USD 1.18, 0.118 FRANKED, 30% CTR, 1.062 CFI, DRP :			14.77	14.77 CR
30/06/2023	Closing Balance				14.77 CR
Macquarie Bank Limited - Cap Note 3-Bbsw+2.90% Perp Non-Cum Red T-09-28					
01/07/2022	Opening Balance				0.00
30/06/2023	Distribution - Tax Statement			38.14	38.14 CR
30/06/2023	Distribution - Tax Statement			50.04	88.18 CR
30/06/2023	Distribution - Tax Statement			54.29	142.47 CR
30/06/2023	Distribution - Tax Statement			60.24	202.71 CR
30/06/2023	Closing Balance				202.71 CR
Macquarie Group Limited					
01/07/2022	Opening Balance				0.00
04/07/2022	MQG AUD 1.4 FRANKED, 30% CTR, 2.1 CFI, DRP 1.5% DIS			462.60	462.60 CR
13/12/2022	MQG AUD 1.2 FRANKED, 30% CTR, 1.8 CFI, DRP NIL DISC			396.51	859.11 CR
30/06/2023	Closing Balance				859.11 CR
National Australia Bank Limited					
01/07/2022	Opening Balance				0.00
05/07/2022	NAB AUD 0.73 FRANKED, 30% CTR, DRP NIL DISC, BSP			407.97	407.97 CR
14/12/2022	NAB AUD 0.78 FRANKED, 30% CTR, DRP NIL DISC, BSP			435.91	843.88 CR
30/06/2023	Closing Balance				843.88 CR
National Australia Bank Limited - Cap Note 3-Bbsw+4.00% Perp Non-Cum Red T-06-26					
01/07/2022	Opening Balance				0.00
19/09/2022	NABPF AUD 1.0454 FRANKED, 30% CTR			224.01	224.01 CR
19/12/2022	NABPF AUD 1.1939 FRANKED, 30% CTR			255.84	479.85 CR
17/03/2023	NABPF AUD 1.2154 FRANKED, 30% CTR			260.44	740.29 CR
19/06/2023	NABPF AUD 1.3855 FRANKED, 30% CTR			296.89	1,037.18 CR
30/06/2023	Closing Balance				1,037.18 CR
Rio Tinto Limited					
01/07/2022	Opening Balance				0.00
22/09/2022	RIO AUD 3.837 FRANKED, 30% CTR, DRP NIL DISC			1,849.98	1,849.98 CR
20/04/2023	RIO AUD 3.2649 FRANKED, 30% CTR, DRP NIL DISC			1,574.15	3,424.13 CR
30/06/2023	Closing Balance				3,424.13 CR

Mirraweena Super Fund
General Ledger Account Movement
For the period from 1 July 2022 to 30 June 2023

Date	Description	Quantity	Debits	Credits	Balance
Income Tax					
Sonic Healthcare Limited					
01/07/2022	Opening Balance				0.00
21/09/2022	SHL AUD 0.6 FRANKED, 30% CTR, DRP SUSP			253.29	253.29 CR
22/03/2023	SHL AUD 0.42 FRANKED, 30% CTR, DRP SUSP			177.30	430.59 CR
30/06/2023	Closing Balance				430.59 CR
TPG Telecom Limited.					
01/07/2022	Opening Balance				0.00
12/10/2022	TPG AUD 0.09 FRANKED, 30% CTR			65.76	65.76 CR
13/04/2023	TPG AUD 0.09 FRANKED, 30% CTR			65.76	131.52 CR
30/06/2023	Closing Balance				131.52 CR
TPG Telecom Limited.					
01/07/2022	Opening Balance				0.00
12/10/2022	Accrue TPG Telecom FF Dividend on 129 shares - per Bell Dir			4.98	4.98 CR
30/06/2023	Closing Balance				4.98 CR
Wam Global Limited					
01/07/2022	Opening Balance				0.00
25/10/2022	WGB AUD 0.055 FRANKED, 30% CTR, DRP NIL DISC			394.82	394.82 CR
24/04/2023	WGB AUD 0.0575 FRANKED, 30% CTR, DRP NIL DISC			425.58	820.40 CR
30/06/2023	Closing Balance				820.40 CR
Wesfarmers Limited					
01/07/2022	Opening Balance				0.00
28/03/2023	Accrue Wesfarmers FF Div on 200 shares - per Bell Direct rep			75.43	75.43 CR
30/06/2023	Closing Balance				75.43 CR
Westpac Banking Corporation - Cap Note 3-Bbsw+3.20% Perp Non-Cum Red T-09-25					
01/07/2022	Opening Balance				0.00
23/09/2022	WBCPH AUD 0.8716 FRANKED, 30% CTR			186.77	186.77 CR
22/12/2022	WBCPH AUD 1.0654 FRANKED, 30% CTR			228.30	415.07 CR
22/03/2023	WBCPH AUD 1.1084 FRANKED, 30% CTR			237.51	652.58 CR
22/06/2023	WBCPH AUD 1.2167 FRANKED, 30% CTR			260.72	913.30 CR
30/06/2023	Closing Balance				913.30 CR
Woodside Energy Group Ltd					
01/07/2022	Opening Balance				0.00
06/10/2022	WDS USD 1.09, 1.09 FRANKED, 30% CTR, DRP NIL DISC			241.98	241.98 CR
05/04/2023	WDS USD 1.44, 1.44 FRANKED, 30% CTR, DRP SUSP			325.93	567.91 CR
30/06/2023	Closing Balance				567.91 CR
Woolworths Group Limited					
01/07/2022	Opening Balance				0.00
27/09/2022	WOW AUD 0.53 FRANKED, 30% CTR, DRP NIL DISC			192.16	192.16 CR
13/04/2023	WOW AUD 0.46 FRANKED, 30% CTR, DRP NIL DISC			166.78	358.94 CR
30/06/2023	Closing Balance				358.94 CR
Imputation Credits - Stapled Securities					
Charter Hall Group - Stapled Securities Us Prohibited					
01/07/2022	Opening Balance				0.00
31/08/2022	CHC AUD 0.092 FRANKED @ 30%			151.01	151.01 CR
29/12/2022	Distribution - Tax Statement			153.97	304.98 CR
30/06/2023	Closing Balance				304.98 CR
Transurban Group - Fully Paid Ordinary/Units Stapled Securities					
01/07/2022	Opening Balance				0.00
23/08/2022	TCL AUD 0.02170156 FRANKED, 30% CTR			22.80	22.80 CR
30/06/2023	Distribution - Tax Statement			1.36	24.16 CR
30/06/2023	Closing Balance				24.16 CR

Mirraweena Super Fund
General Ledger Account Movement
For the period from 1 July 2022 to 30 June 2023

Date	Description	Quantity	Debits	Credits	Balance
Income Tax					
Imputation Credits - Units In Listed Unit Trusts					
ETFS Morningstar Global Technology ETF - ETFS Morningstar Global Technology ETF					
01/07/2022	Opening Balance				0.00
30/06/2023	Distribution - Tax Statement			7.61	7.61 CR
30/06/2023	Closing Balance				7.61 CR
Assets					
Investments - Magellan Global Fund. - Option Expiring 01-Mar-2024 Ex At Disc To Est I					
01/07/2022	Opening Balance	3,411.00000			17.06 DR
30/06/2023	Market Value Adjustment		23.87		40.93 DR
30/06/2023	Closing Balance	3,411.00000			40.93 DR
Investments - Wam Global Limited - Option Expiring 12-Sep-2022					
01/07/2022	Opening Balance	15,671.00000			15.67 DR
12/09/2022	WGBO/WGBO Rights Exercise/Lapse	-15,671.00000			15.67 DR
30/06/2023	Market Value Adjustment			15.67	0.00 CR
30/06/2023	Closing Balance				0.00
Investments - Qube Holdings Limited - Hybrid 3-Bsw+3.90% 05-10-23 Sub Cum					
01/07/2022	Opening Balance	300.00000			30,750.00 DR
30/06/2023	Market Value Adjustment			570.00	30,180.00 DR
30/06/2023	Closing Balance	300.00000			30,180.00 DR
Investments - ANZ Group Holdings Limited - Ordinary Fully Paid Deferred Settlement					
01/07/2022	Opening Balance	0.00000			0.00
03/01/2023	ANZ Takeover/Merger	40.00000	1,110.40		1,110.40 DR
03/01/2023	ANZ Takeover/Merger	44.00000	1,145.32		2,255.72 DR
03/01/2023	ANZ Takeover/Merger	42.00000	1,167.18		3,422.90 DR
03/01/2023	ANZ Takeover/Merger	49.00000	1,226.47		4,649.37 DR
03/01/2023	ANZ Takeover/Merger	105.00000	1,984.50		6,633.87 DR
03/01/2023	ANZ Takeover/Merger	1,396.00000	39,976.75		46,610.62 DR
03/01/2023	ANZDA TO ANZ	-1,676.00000		46,610.62	0.00 CR
30/06/2023	Closing Balance	0.00000			0.00
Investments - Australia And New Zealand Banking Group Limited					
01/07/2022	Opening Balance	1,571.00000			34,609.13 DR
25/08/2022	ANZR to ANZ; 1:15 ACCELERATED - PAITREO OF ORD SH/	105.00000			34,609.13 DR
25/08/2022	ANZR to ANZ; 1:15 ACCELERATED - PAITREO OF ORD SH/		1,984.50		36,593.63 DR
03/01/2023	ANZ Takeover/Merger	-1,676.00000		46,610.62	10,016.99 CR
03/01/2023	ANZDA TO ANZ	40.00000	1,110.40		8,906.59 CR
03/01/2023	ANZDA TO ANZ	44.00000	1,145.32		7,761.27 CR
03/01/2023	ANZDA TO ANZ	42.00000	1,167.18		6,594.09 CR
03/01/2023	ANZDA TO ANZ	49.00000	1,226.47		5,367.62 CR
03/01/2023	ANZDA TO ANZ	105.00000	1,984.50		3,383.12 CR
03/01/2023	ANZDA TO ANZ	1,396.00000	39,976.75		36,593.63 DR
30/06/2023	Market Value Adjustment		3,144.33		39,737.96 DR
30/06/2023	Closing Balance	1,676.00000			39,737.96 DR
Investments - Australia And New Zealand Banking Group Limited - Rights-Appsclose '					
01/07/2022	Opening Balance	0.00000			0.00
28/07/2022	ANZR to ANZ; 1:15 ACCELERATED - PAITREO OF ORD SH/	93.00000			0.00 CR
28/07/2022	ANZR to ANZ; 1:15 ACCELERATED - PAITREO OF ORD SH/	3.00000			0.00 CR
28/07/2022	ANZR to ANZ; 1:15 ACCELERATED - PAITREO OF ORD SH/	3.00000			0.00 CR
28/07/2022	ANZR to ANZ; 1:15 ACCELERATED - PAITREO OF ORD SH/	3.00000			0.00 CR
28/07/2022	ANZR to ANZ; 1:15 ACCELERATED - PAITREO OF ORD SH/	3.00000			0.00 CR
25/08/2022	ANZR to ANZ; 1:15 ACCELERATED - PAITREO OF ORD SH/	-105.00000			0.00 CR
30/06/2023	Closing Balance	0.00000			0.00

Mirraweena Super Fund
General Ledger Account Movement
For the period from 1 July 2022 to 30 June 2023

Date	Description	Quantity	Debits	Credits	Balance
Assets					
Investments - Bank Of Queensland Limited. - Cap Note 3-Bbsw+3.40% Perp Non-Cum					
01/07/2022	Opening Balance	0.00000			0.00
09/11/2022	Transferred to A/C 1637970 - BUY 250 BOQZZ	250.00000	25,000.00		25,000.00 DR
28/06/2023	Cash Withdrawal - Bght 200 BOQPG @ 100.2000	200.00000	20,095.11		45,095.11 DR
30/06/2023	Market Value Adjustment		354.89		45,450.00 DR
30/06/2023	Closing Balance	450.00000			45,450.00 DR
Investments - BHP Group Limited					
01/07/2022	Opening Balance	1,954.00000			80,602.50 DR
03/04/2023	Cash Deposit - Sold 219 BHP @ 46.0550	-219.00000		8,346.86	72,255.64 DR
28/06/2023	Cash Withdrawal - Bght 450 BHP @ 43.9900	450.00000	19,904.38		92,160.02 DR
30/06/2023	Market Value Adjustment		6,143.13		98,303.15 DR
30/06/2023	Closing Balance	2,185.00000			98,303.15 DR
Investments - Breville Group Limited					
01/07/2022	Opening Balance	1,755.00000			31,572.45 DR
30/06/2023	Market Value Adjustment		3,422.25		34,994.70 DR
30/06/2023	Closing Balance	1,755.00000			34,994.70 DR
Investments - Commonwealth Bank Of Australia.					
01/07/2022	Opening Balance	1,043.00000			94,266.34 DR
15/02/2023	BUY 100 CBA - Bell Direct	100.00000	10,552.47		104,818.81 DR
30/06/2023	Market Value Adjustment		9,789.80		114,608.61 DR
30/06/2023	Closing Balance	1,143.00000			114,608.61 DR
Investments - Commonwealth Bank Of Australia. - Broker Firm Offer					
01/07/2022	Opening Balance	0.00000			0.00
08/06/2023	Cash Withdrawal - Bght 300 CBAXX @ 100.0000	300.00000	30,000.00		30,000.00 DR
09/06/2023	CBAXX/CBAPM Code Change	-300.00000		30,000.00	0.00 CR
30/06/2023	Closing Balance	0.00000			0.00
Investments - Commonwealth Bank Of Australia. - Cap Note 3-Bbsw+3.00% Perp Non-					
01/07/2022	Opening Balance	0.00000			0.00
09/06/2023	CBAXX/CBAPM Code Change	300.00000	30,000.00		30,000.00 DR
28/06/2023	Cash Withdrawal - Bght 200 CBAPM @ 100.2490	200.00000	20,104.93		50,104.93 DR
30/06/2023	Market Value Adjustment		185.07		50,290.00 DR
30/06/2023	Closing Balance	500.00000			50,290.00 DR
Investments - CSL Limited					
01/07/2022	Opening Balance	196.00000			52,735.76 DR
30/06/2023	Market Value Adjustment		1,630.72		54,366.48 DR
30/06/2023	Closing Balance	196.00000			54,366.48 DR
Investments - Macquarie Bank Limited - Cap Note 3-Bbsw+2.90% Perp Non-Cum Red 1					
01/07/2022	Opening Balance	250.00000			24,287.50 DR
30/06/2023	Market Value Adjustment		662.50		24,950.00 DR
30/06/2023	Closing Balance	250.00000			24,950.00 DR
Investments - Macquarie Group Limited					
01/07/2022	Opening Balance	771.00000			126,837.21 DR
11/11/2022	BUY 410 MACQUARIE - Bell Direct	410.00000	73,002.86		199,840.07 DR
30/06/2023	Market Value Adjustment		9,929.15		209,769.22 DR
30/06/2023	Closing Balance	1,181.00000			209,769.22 DR

Mirraweena Super Fund
General Ledger Account Movement
For the period from 1 July 2022 to 30 June 2023

Date	Description	Quantity	Debits	Credits	Balance
Assets					
Investments - Murray Cod Australia Limited					
01/07/2022	Opening Balance	28,380.00000			5,676.00 DR
30/06/2023	Market Value Adjustment			2,412.30	3,263.70 DR
30/06/2023	Closing Balance	28,380.00000			3,263.70 DR
Investments - National Australia Bank Limited					
01/07/2022	Opening Balance	1,304.00000			35,716.56 DR
30/06/2023	Market Value Adjustment			1,330.08	34,386.48 DR
30/06/2023	Closing Balance	1,304.00000			34,386.48 DR
Investments - National Australia Bank Limited - Cap Note 3-Bbsw+2.20% 20-09-28 Curr					
01/07/2022	Opening Balance	494.00000			49,647.00 DR
14/09/2022	Transferred from A/C 1637970 - SELL 200 NABPE	-200.00000		20,050.00	29,597.00 DR
30/06/2023	Market Value Adjustment			55.88	29,541.12 DR
30/06/2023	Closing Balance	294.00000			29,541.12 DR
Investments - National Australia Bank Limited - Cap Note 3-Bbsw+4.00% Perp Non-Cu					
01/07/2022	Opening Balance	500.00000			51,705.00 DR
30/06/2023	Market Value Adjustment		269.00		51,974.00 DR
30/06/2023	Closing Balance	500.00000			51,974.00 DR
Investments - Rio Tinto Limited					
01/07/2022	Opening Balance	1,125.00000			115,537.50 DR
30/06/2023	Market Value Adjustment		13,488.75		129,026.25 DR
30/06/2023	Closing Balance	1,125.00000			129,026.25 DR
Investments - Sonic Healthcare Limited					
01/07/2022	Opening Balance	985.00000			32,514.85 DR
30/06/2023	Market Value Adjustment		2,521.60		35,036.45 DR
30/06/2023	Closing Balance	985.00000			35,036.45 DR
Investments - TPG Telecom Limited.					
01/07/2022	Opening Balance	1,705.00000			10,178.85 DR
30/06/2023	Market Value Adjustment			1,875.50	8,303.35 DR
30/06/2023	Closing Balance	1,705.00000			8,303.35 DR
Investments - TPG Telecom Limited.					
01/07/2022	Opening Balance	129.00000			770.13 DR
22/07/2022	SELL 129 TPG - Transferred to Bells and sold by them	-129.00000		1,045.55	275.42 CR
30/06/2023	Market Value Adjustment		275.42		0.00 CR
30/06/2023	Closing Balance				0.00
Investments - Tuas Limited					
01/07/2022	Opening Balance	65.00000			72.15 DR
15/02/2023	SELL 65 TUAS LTD - (transferred from Ords to Bells) Sold by	-65.00000		43.88	28.27 DR
30/06/2023	Market Value Adjustment			28.27	0.00 CR
30/06/2023	Closing Balance				0.00
Investments - Tyro Payments Limited					
01/07/2022	Opening Balance	5,455.00000			3,273.00 DR
30/06/2023	Market Value Adjustment		2,945.70		6,218.70 DR
30/06/2023	Closing Balance	5,455.00000			6,218.70 DR

Mirraweena Super Fund
General Ledger Account Movement
For the period from 1 July 2022 to 30 June 2023

Date	Description	Quantity	Debits	Credits	Balance
Assets					
Investments - Wam Global Limited					
01/07/2022	Opening Balance	16,750.00000			28,307.50 DR
25/10/2022	WGB AUD 0.055 FRANKED, 30% CTR, DRP NIL DISC	520.00000	921.25		29,228.75 DR
24/04/2023	WGB AUD 0.0575 FRANKED, 30% CTR, DRP NIL DISC	547.00000	993.03		30,221.78 DR
30/06/2023	Market Value Adjustment		2,828.76		33,050.54 DR
30/06/2023	Closing Balance	17,817.00000			33,050.54 DR
Investments - Wesfarmers Limited					
01/07/2022	Opening Balance	0.00000			0.00
15/02/2023	BUY 200 WESFARMERS - Bell Direct	200.00000	10,073.30		10,073.30 DR
30/06/2023	Market Value Adjustment			205.30	9,868.00 DR
30/06/2023	Closing Balance	200.00000			9,868.00 DR
Investments - Westpac Banking Corporation - Cap Note 3-Bbsw+3.20% Perp Non-Cum					
01/07/2022	Opening Balance	500.00000			50,255.00 DR
30/06/2023	Market Value Adjustment		600.00		50,855.00 DR
30/06/2023	Closing Balance	500.00000			50,855.00 DR
Investments - Woodside Energy Group Ltd					
01/07/2022	Opening Balance	353.00000			11,239.52 DR
30/06/2023	Market Value Adjustment		917.80		12,157.32 DR
30/06/2023	Closing Balance	353.00000			12,157.32 DR
Investments - Woolworths Group Limited					
01/07/2022	Opening Balance	846.00000			30,117.60 DR
30/06/2023	Market Value Adjustment		3,493.98		33,611.58 DR
30/06/2023	Closing Balance	846.00000			33,611.58 DR
Investments - Alphabet Inc Class C					
01/07/2022	Opening Balance	0.00000			0.00
15/11/2022	Buy 80 Alphabet (aka Google) (GOOG) - Class C - through Int	80.00000	11,417.26		11,417.26 DR
16/02/2023	Buy 150 Alphabet (aka Google) (GOOG) - Class C - through I	150.00000	20,537.05		31,954.31 DR
30/06/2023	Market Value Adjustment		10,011.16		41,965.47 DR
30/06/2023	Closing Balance	230.00000			41,965.47 DR
Investments - Amazon.com Inc					
01/07/2022	Opening Balance	0.00000			0.00
15/11/2022	Buy 50 Amazon (AMZN) - through Interactive Brokers Australi	50.00000	7,368.58		7,368.58 DR
16/02/2023	Buy 50 Amazon (AMZN) - through Interactive Brokers Australi	50.00000	7,156.17		14,524.75 DR
30/06/2023	Market Value Adjustment		5,137.40		19,662.15 DR
30/06/2023	Closing Balance	100.00000			19,662.15 DR
Investments - American Express Co					
01/07/2022	Opening Balance	21.00000			4,225.60 DR
28/07/2022	Sell 21 Amex (AXP) - through Interactive Brokers Australia	-21.00000		1,769.98	2,455.62 DR
30/06/2023	Market Value Adjustment			2,455.62	0.00 CR
30/06/2023	Closing Balance				0.00
Investments - Amgen Inc					
01/07/2022	Opening Balance	0.00000			0.00
15/02/2023	Buy 50 Amgen Inc (AMGN)	50.00000	17,527.02		17,527.02 DR
30/06/2023	Market Value Adjustment			783.43	16,743.59 DR
30/06/2023	Closing Balance	50.00000			16,743.59 DR

Mirraweena Super Fund
General Ledger Account Movement
For the period from 1 July 2022 to 30 June 2023

Date	Description	Quantity	Debits	Credits	Balance
Assets					
Investments - Bank of America Corp					
01/07/2022	Opening Balance	52.00000			2,349.77 DR
28/07/2022	Sell 52 Bank of America (BAC) - through Interactive Brokers A	-52.00000		1,057.00	1,292.77 DR
30/06/2023	Market Value Adjustment			1,292.77	0.00 CR
30/06/2023	Closing Balance				0.00
Investments - Berkshire Hathaway Inc					
01/07/2022	Opening Balance	96.00000			38,046.03 DR
30/06/2023	Market Value Adjustment		11,329.55		49,375.58 DR
30/06/2023	Closing Balance	96.00000			49,375.58 DR
Investments - Brookfield Renewable Partners LP					
01/07/2022	Opening Balance	0.00000			0.00
15/11/2022	Buy 100 Brookfield (BEP) - through Interactive Brokers Austral	100.00000	4,528.08		4,528.08 DR
30/06/2023	Market Value Adjustment			80.12	4,447.96 DR
30/06/2023	Closing Balance	100.00000			4,447.96 DR
Investments - Citigroup Inc					
01/07/2022	Opening Balance	0.00000			0.00
15/11/2022	Buy 200 Citigroup (C) - through Interactive Brokers Australia	200.00000	14,876.05		14,876.05 DR
30/06/2023	Market Value Adjustment			987.66	13,888.39 DR
30/06/2023	Closing Balance	200.00000			13,888.39 DR
Investments - Google - Alphabet Inc Class A					
01/07/2022	Opening Balance	3.00000			9,490.17 DR
18/07/2022	20 for 1 split of GOOGL.XNAS	57.00000			9,490.17 DR
30/06/2023	Market Value Adjustment			2,308.17	7,182.00 DR
30/06/2023	Closing Balance	60.00000			7,182.00 DR
Investments - Mawson Infrastructure Group Inc					
01/07/2022	Opening Balance	1,940.00000			3,069.53 DR
09/02/2023	1 for 6 consolidation of MIGI.XNAS	-1,617.00000			3,069.53 DR
30/06/2023	Market Value Adjustment			2,153.31	916.22 DR
30/06/2023	Closing Balance	323.00000			916.22 DR
Investments - Microsoft Corp					
01/07/2022	Opening Balance	0.00000			0.00
15/11/2022	Buy 30 Microsoft (MSFT) - Interactive Brokers Australia	30.00000	10,843.34		10,843.34 DR
30/06/2023	Market Value Adjustment		4,565.71		15,409.05 DR
30/06/2023	Closing Balance	30.00000			15,409.05 DR
Investments - NextEra Energy Inc					
01/07/2022	Opening Balance	0.00000			0.00
15/02/2023	Buy 150 Nextera Energy (NEE)	150.00000	16,299.91		16,299.91 DR
30/06/2023	Market Value Adjustment		487.42		16,787.33 DR
30/06/2023	Closing Balance	150.00000			16,787.33 DR
Investments - Wells Fargo & Co					
01/07/2022	Opening Balance	25.00000			1,421.47 DR
28/07/2022	Sell 25 Wells Fargo (WFC) - through Interactive Brokers Austr	-25.00000		1,491.41	69.94 CR
30/06/2023	Market Value Adjustment		69.94		0.00 CR
30/06/2023	Closing Balance				0.00

Mirraweena Super Fund
General Ledger Account Movement
For the period from 1 July 2022 to 30 June 2023

Date	Description	Quantity	Debits	Credits	Balance
Assets					
Investments - Local Agent Finder FPO					
01/07/2022	There are no transactions in the selected period	100,000.00000			50,000.00 DR
Investments - Charter Hall Group - Stapled Securities Us Prohibited					
01/07/2022	Opening Balance	3,830.00000			41,478.90 DR
18/04/2023	Cash Deposit - Sold 3830 CHC @ 11.3057	-3,830.00000		41,714.29	235.39 CR
30/06/2023	Market Value Adjustment		235.39		0.00 CR
30/06/2023	Closing Balance				0.00
Investments - Charter Hall Long Wale REIT - Fully Paid Units Stapled Securities					
01/07/2022	Opening Balance	11,670.00000			49,830.90 DR
30/06/2023	Market Value Adjustment			3,034.20	46,796.70 DR
30/06/2023	Closing Balance	11,670.00000			46,796.70 DR
Investments - Transurban Group - Fully Paid Ordinary/Units Stapled Securities					
01/07/2022	Opening Balance	2,660.00000			38,250.80 DR
30/06/2023	Market Value Adjustment			345.80	37,905.00 DR
30/06/2023	Closing Balance	2,660.00000			37,905.00 DR
Investments - Betashares ASIA Technology Tigers ETF - Betashares ASIA Technology					
01/07/2022	Opening Balance	2,665.00000			19,987.50 DR
26/09/2022	Transferred from A/C 1637970 - SELL 2665 ASIA	-2,665.00000		19,995.10	7.60 CR
30/06/2023	Market Value Adjustment		7.60		0.00 CR
30/06/2023	Closing Balance				0.00
Investments - Betashares U.S. Dollar ETF - Exchange Traded Fund Units Fully Paid					
01/07/2022	Opening Balance	445.00000			6,194.40 DR
01/07/2022	USD/USD Code Change - Combine 2 separate holdings into c	-445.00000		5,693.75	500.65 DR
30/06/2023	Market Value Adjustment			500.65	0.00 CR
30/06/2023	Closing Balance				0.00
Investments - Betashares U.S. Dollar ETF - Exchange Traded Fund Units Fully Paid					
01/07/2022	Opening Balance	4,305.00000			59,925.60 DR
01/07/2022	USD/USD Code Change - Combine 2 separate holdings into c	445.00000	5,693.75		65,619.35 DR
22/07/2022	SELL 445 BETASHARES US DOLLAR ETF - Transferred to B	-445.00000		5,693.75	59,925.60 DR
30/06/2023	Market Value Adjustment		4,261.95		64,187.55 DR
30/06/2023	Closing Balance	4,305.00000			64,187.55 DR
Investments - ETFS Morningstar Global Technology ETF - ETFS Morningstar Global Te					
01/07/2022	Opening Balance	350.00000			25,826.50 DR
30/06/2023	Market Value Adjustment		6,485.50		32,312.00 DR
30/06/2023	Closing Balance	350.00000			32,312.00 DR
Investments - Magellan Global Fund (Open Class) (Managed Fund) - Magellan Global F					
01/07/2022	Opening Balance	9,115.00000			21,146.80 DR
30/06/2023	Market Value Adjustment		3,099.10		24,245.90 DR
30/06/2023	Closing Balance	9,115.00000			24,245.90 DR
Investments - Magellan High Conviction Trust (Managed Fund) - Magellan High Convic					
01/07/2022	Opening Balance	18,140.00000			23,944.80 DR
30/06/2023	Market Value Adjustment		3,990.80		27,935.60 DR
30/06/2023	Closing Balance	18,140.00000			27,935.60 DR

Mirraweena Super Fund
General Ledger Account Movement
For the period from 1 July 2022 to 30 June 2023

Date	Description	Quantity	Debits	Credits	Balance
Assets					
Investments - Mcp Income Opportunities Trust - Ordinary Units Fully Paid					
01/07/2022	Opening Balance	35,750.00000			66,316.25 DR
03/04/2023	Cash Deposit - Sold 4965 MOT @ 2.0200	-4,965.00000		10,525.80	55,790.45 DR
07/06/2023	Cash Deposit - Sold 30785 MOT @ 1.9766	-30,785.00000		58,458.92	2,668.47 CR
30/06/2023	Market Value Adjustment		2,668.47		0.00 CR
30/06/2023	Closing Balance				0.00
Investments - Mcp Master Income Trust - Ordinary Units Fully Paid					
01/07/2022	Opening Balance	73,940.00000			144,552.70 DR
03/04/2023	Cash Deposit - Sold 5145 MXT @ 1.9525	-5,145.00000		10,393.21	134,159.49 DR
07/06/2023	Cash Deposit - Sold 18200 MXT @ 1.9243	-18,200.00000		36,765.12	97,394.37 DR
30/06/2023	Market Value Adjustment			251.97	97,142.40 DR
30/06/2023	Closing Balance	50,595.00000			97,142.40 DR
Cash At Bank - Bell Direct Cash Account					
01/07/2022	Opening Balance				0.00
22/07/2022	BPay - Transfer from Macquarie		75,000.00		75,000.00 DR
22/07/2022	SELL 129 TPG		590.01		75,590.01 DR
22/07/2022	SELL 445 BETASHARES US DOLLAR ETF		6,197.20		81,787.21 DR
31/10/2022	Interest received		11.07		81,798.28 DR
11/11/2022	BUY 410 MACQUARIE			73,007.83	8,790.45 DR
30/11/2022	Interest received		9.39		8,799.84 DR
31/12/2022	Interest received		0.87		8,800.71 DR
31/01/2023	Interest received		0.93		8,801.64 DR
15/02/2023	BPay received		25,000.00		33,801.64 DR
15/02/2023	BUY 100 CBA			10,554.17	23,247.47 DR
15/02/2023	BUY 200 WESFARMERS			10,075.00	13,172.47 DR
15/02/2023	SELL 65 TUAS LTD		64.62		13,237.09 DR
28/02/2023	Interest received		4.56		13,241.65 DR
31/03/2023	Interest received		9.81		13,251.46 DR
30/04/2023	Interest received		9.90		13,261.36 DR
31/05/2023	Interest received		11.72		13,273.08 DR
30/06/2023	Interest received		12.84		13,285.92 DR
30/06/2023	Closing Balance				13,285.92 DR
Cash At Bank - Interactive Brokers Cash Acct - AUD J&E					
01/07/2022	Opening Balance				397.79 DR
21/07/2022	Transfer from Macquarie		75,000.00		75,397.79 DR
01/11/2022	AUD\$ Cost of US\$68,472.95 (net of comm.) in IB US\$ a/c (4 t			98,143.62	22,745.83 CR
14/02/2023	Transfer from Macquarie		25,000.00		2,254.17 DR
30/06/2023	AUD Credit Interest for year		20.05		2,274.22 DR
30/06/2023	Commissions on Tnsf from AUD\$ to US\$ a/c per IB report \$3.:			3.31	2,270.91 DR
30/06/2023	Closing Balance				2,270.91 DR
Cash At Bank - Macquarie Bank CMA 964055388 J&E					
01/07/2022	Opening Balance				117,036.01 DR
15/07/2022	Rollover		75,000.00		192,036.01 DR
19/07/2022	Quicksuper		819.58		192,855.59 DR
21/07/2022	To Bell Potter			75,000.00	117,855.59 DR
21/07/2022	To interactive brokers			75,000.00	42,855.59 DR
26/07/2022	Quicksuper		837.71		43,693.30 DR
29/07/2022	Interest		33.15		43,726.45 DR
15/08/2022	Quicksuper		837.71		44,564.16 DR
31/08/2022	MACQUARIE CMA INTEREST PAID		29.76		44,593.92 DR
31/08/2022	QUICKSUPER QUICKSPR3287779920		837.71		45,431.63 DR
13/09/2022	QUICKSUPER QUICKSPR3297645710		837.71		46,269.34 DR
29/09/2022	QUICKSUPER QUICKSPR3310138323		929.85		47,199.19 DR
30/09/2022	MACQUARIE CMA INTEREST PAID		40.64		47,239.83 DR

Mirraweena Super Fund
General Ledger Account Movement
For the period from 1 July 2022 to 30 June 2023

Date	Description	Quantity	Debits	Credits	Balance
Assets					
Cash At Bank - Macquarie Bank CMA 964055388 J&E					
18/10/2022	QUICKSUPER QUICKSPR3324891335		854.46		48,094.29 DR
28/10/2022	QUICKSUPER QUICKSPR3333413788		854.46		48,948.75 DR
31/10/2022	MACQUARIE CMA INTEREST PAID		56.66		49,005.41 DR
09/11/2022	QUICKSUPER QUICKSPR3342025081		854.46		49,859.87 DR
18/11/2022	QUICKSUPER QUICKSPR3349308808		854.46		50,714.33 DR
18/11/2022	SuperChoice P/L PC151122-192287336		1,034.11		51,748.44 DR
30/11/2022	MACQUARIE CMA INTEREST PAID		67.45		51,815.89 DR
23/12/2022	SuperChoice P/L PC191222-193273502		1,750.04		53,565.93 DR
30/12/2022	MACQUARIE CMA INTEREST PAID		80.60		53,646.53 DR
23/01/2023	SuperChoice P/L PC180123-196906210		1,750.04		55,396.57 DR
31/01/2023	MACQUARIE CMA INTEREST PAID		94.98		55,491.55 DR
14/02/2023	BPAY TO BELL POTTER CAPITAL.			25,000.00	30,491.55 DR
14/02/2023	TRANSACT FUNDS TFR TO INTERACTIVE BROKER			25,000.00	5,491.55 DR
27/03/2023	SuperChoice P/L PC200323-155816143		2,823.02		8,314.57 DR
27/03/2023	SuperChoice P/L PC220223-116207808		1,750.04		10,064.61 DR
31/03/2023	MACQUARIE CMA INTEREST PAID		14.17		10,078.78 DR
31/03/2023	MACQUARIE CMA INTEREST PAID		44.66		10,123.44 DR
28/04/2023	MACQUARIE CMA INTEREST PAID		17.47		10,140.91 DR
28/04/2023	Superchoice		1,750.04		11,890.95 DR
17/05/2023	Clearview			4,907.87	6,983.08 DR
22/05/2023	Superchoice		1,750.04		8,733.12 DR
31/05/2023	Interest		21.44		8,754.56 DR
21/06/2023	Superchoice		2,656.00		11,410.56 DR
30/06/2023	Interest		20.44		11,431.00 DR
30/06/2023	Closing Balance				11,431.00 DR
Cash At Bank - Ord Minnett - CMT Account					
01/07/2022	Opening Balance				18,654.00 DR
01/07/2022	Direct Credit (ANZ DIVIDEND A073/00636054)		1,131.12		19,785.12 DR
01/07/2022	Ms Jane Helen Cowper and Mr Michael John Moore, 032-847,			1,600.00	18,185.12 DR
04/07/2022	Direct Credit (MQG FNL DIV 001277453778)		2,698.50		20,883.62 DR
05/07/2022	Direct Credit (NAB INTERIM DIV DV231/01056977)		951.92		21,835.54 DR
05/07/2022	Direct Credit (QUBE INTEREST JUL22/00801296)		309.54		22,145.08 DR
08/07/2022	Direct Credit (MCP INCOME OPP T Ref: 2591374)		418.28		22,563.36 DR
08/07/2022	Direct Credit (MCP MASTER INCOM Ref: 2607626)		665.46		23,228.82 DR
15/07/2022	Direct Credit (TECH PAYMENT JUL22/00802363)		1,242.43		24,471.25 DR
18/07/2022	Direct Credit (ASIA DST JUN 001279139818)		212.03		24,683.28 DR
21/07/2022	Direct Credit (MAGELLAN MAGELLAN003046537)		464.87		25,148.15 DR
21/07/2022	Direct Credit (MHHT Redemp/ Dis Ref: 2635890)		446.24		25,594.39 DR
01/08/2022	Ms Jane Helen Cowper and Mr Michael John Moore, 032-847,			1,600.00	23,994.39 DR
08/08/2022	Direct Credit (MCP INCOME OPP T Ref: 2698117)		350.35		24,344.74 DR
08/08/2022	Direct Credit (MCP MASTER INCOM Ref: 2691634)		643.28		24,988.02 DR
12/08/2022	Direct Credit (CLW DST 001279975223)		890.42		25,878.44 DR
12/08/2022	Transferred to A/C 1637970 - WITHDRAWAL			1,984.50	23,893.94 DR
17/08/2022	PARS Fee 01Jul2022 to 30Sep2022			4,022.81	19,871.13 DR
19/08/2022	Mirraweena Pty Ltd ATF Mirraweena Super Fund, BSB 112-87			10,000.00	9,871.13 DR
23/08/2022	Direct Credit (TCL DIV/DIST AUF22/00848338)		691.60		10,562.73 DR
31/08/2022	Direct Credit (CHC DST 001281284189)		784.00		11,346.73 DR
01/09/2022	Mirraweena Pty Ltd ATF Mirraweena Super Fund, BSB 112-87			10,000.00	1,346.73 DR
07/09/2022	Direct Credit (MBLPD DST 001281187024)		222.45		1,569.18 DR
08/09/2022	Direct Credit (MCP INCOME OPP T Ref: 2751957)		457.60		2,026.78 DR
08/09/2022	Direct Credit (MCP MASTER INCOM Ref: 2767785)		820.73		2,847.51 DR
14/09/2022	Transferred from A/C 1637970 - SELL 200 NABPE		20,093.10		22,940.61 DR
15/09/2022	Mirraweena Pty Ltd ATF Mirraweena Super Fund, 112-879, a/c			6,000.00	16,940.61 DR
19/09/2022	Direct Credit (NABPF SEP DIS PF231/00807290)		522.70		17,463.31 DR
20/09/2022	Direct Credit (NABPE SEP PE231/00803811)		502.55		17,965.86 DR
21/09/2022	Direct Credit (RIO TINTO LTD AUI22/00161366)		4,316.63		22,282.49 DR

Mirraweena Super Fund
General Ledger Account Movement
For the period from 1 July 2022 to 30 June 2023

Date	Description	Quantity	Debits	Credits	Balance
Assets					
Cash At Bank - Ord Minnett - CMT Account					
21/09/2022	Direct Credit (SONIC HEALTHCARE FIN22/00836821)		591.00		22,873.49 DR
23/09/2022	Direct Credit (BHP GROUP DIV AF386/00396894)		4,986.29		27,859.78 DR
23/09/2022	Direct Credit (WBCPH DST 001284622604)		435.80		28,295.58 DR
26/09/2022	Transferred from A/C 1637970 - SELL 2665 ASIA		17,518.76		45,814.34 DR
27/09/2022	Direct Credit (WOW FNL DIV 001283440089)		448.38		46,262.72 DR
29/09/2022	Direct Credit (CBA FNL DIV 001280841721)		2,190.30		48,453.02 DR
30/09/2022	Interest		46.24		48,499.26 DR
05/10/2022	Direct Credit (CSL LTD DIVIDEND AUF22/01001117)		344.63		48,843.89 DR
05/10/2022	Direct Credit (QUBE INTEREST OCT22/00801276)		435.84		49,279.73 DR
06/10/2022	Direct Credit (Breville DIV S00039593335)		263.25		49,542.98 DR
06/10/2022	Direct Credit (WOODSIDE INT22/00864115)		564.63		50,107.61 DR
11/10/2022	Direct Credit (MCP INCOME OPP T cm-42566)		446.88		50,554.49 DR
11/10/2022	Direct Credit (MCP MASTER INCOM cm-25201)		776.37		51,330.86 DR
12/10/2022	Direct Credit (TPG TELECOM LTD OCT22/00809510)		153.45		51,484.31 DR
17/10/2022	Mirraweena Pty Ltd ATF Mirraweena Super Fund, 112-879, a/c			6,000.00	45,484.31 DR
08/11/2022	Direct Credit (MCP INCOME OPP T cm-85764)		504.08		45,988.39 DR
08/11/2022	Direct Credit (MCP MASTER INCOM cm-97687)		931.64		46,920.03 DR
09/11/2022	Transferred to A/C 1637970 - BUY 250 BOQZZ			25,000.00	21,920.03 DR
11/11/2022	Direct Credit (CLW DST 001285397247)		816.90		22,736.93 DR
15/11/2022	Mirraweena Pty Ltd ATF Mirraweena Super Fund, 112-879, a/c			6,000.00	16,736.93 DR
17/11/2022	PARS Fee 1Oct2022 to 31Dec2022			3,948.09	12,788.84 DR
07/12/2022	Direct Credit (MBLPD DST 001286733560)		291.87		13,080.71 DR
08/12/2022	Direct Credit (MCP INCOME OPP T cm-154944)		471.90		13,552.61 DR
08/12/2022	Direct Credit (MCP MASTER INCOM cm-166873)		946.43		14,499.04 DR
13/12/2022	Direct Credit (MQG ITM DIV 001285950829)		2,313.00		16,812.04 DR
14/12/2022	Direct Credit (NAB FINAL DIV DV232/00553153)		1,017.12		17,829.16 DR
15/12/2022	Direct Credit (ANZ DIVIDEND A074/00634751)		1,240.24		19,069.40 DR
15/12/2022	Mirraweena Pty Ltd ATF Mirraweena Super Fund, 112-879, a/c			6,000.00	13,069.40 DR
16/12/2022	Direct Credit (QUICKSUPER QUICKSPR3370261882)		203.60		13,273.00 DR
19/12/2022	Direct Credit (NABPF DEC DIS PF232/00807305)		596.95		13,869.95 DR
20/12/2022	Direct Credit (NABPE DEC PE232/00803860)		371.85		14,241.80 DR
22/12/2022	Direct Credit (WBCH DST 001287830524)		532.70		14,774.50 DR
31/12/2022	Interest		148.17		14,922.67 DR
05/01/2023	Direct Credit (QUBE INTEREST JAN23/00801252)		510.09		15,432.76 DR
10/01/2023	Direct Credit (MCP INCOME OPP T cm-249401)		561.28		15,994.04 DR
10/01/2023	Direct Credit (MCP MASTER INCOM cm-261354)		998.19		16,992.23 DR
16/01/2023	Mirraweena Pty Ltd ATF Mirraweena Super Fund, 112-879, a/c			6,000.00	10,992.23 DR
18/01/2023	Direct Credit (MAGELLAN MAGELLAN0003399225)		464.87		11,457.10 DR
18/01/2023	Direct Credit (MHHT Redemp/ Dis cm-293642)		442.62		11,899.72 DR
19/01/2023	Direct Credit (QUICKSUPER QUICKSPR3391652308)		190.29		12,090.01 DR
30/01/2023	ASIC, Official Administered Receipts Account, BSB 093-003, a/c			90.00	12,000.01 DR
08/02/2023	Direct Credit (MCP INCOME OPP T cm-351799)		579.15		12,579.16 DR
08/02/2023	Direct Credit (MCP MASTER INCOM cm-345132)		1,064.74		13,643.90 DR
13/02/2023	Direct Credit (TCL DISTRIBUTION AUI23/00847382)		704.90		14,348.80 DR
14/02/2023	Direct Credit (CLW DST 001289346711)		816.90		15,165.70 DR
15/02/2023	Mirraweena Pty Ltd ATF Mirraweena Super Fund, 112-879, a/c			6,000.00	9,165.70 DR
16/02/2023	PARS Fee 1Jan2023 to 31Mar2023			4,148.74	5,016.96 DR
28/02/2023	Direct Credit (CHC DST 001289716140)		798.17		5,815.13 DR
07/03/2023	Direct Credit (MBLPD DST 001290143031)		316.70		6,131.83 DR
08/03/2023	Direct Credit (MCP INCOME OPP T cm-434163)		496.93		6,628.76 DR
08/03/2023	Direct Credit (MCP MASTER INCOM cm-421771)		953.83		7,582.59 DR
15/03/2023	Direct Credit (BOQPG QRT DST 001291780067)		373.20		7,955.79 DR
15/03/2023	Mirraweena Pty Ltd ATF Mirraweena Super Fund, 112-879, a/c			6,000.00	1,955.79 DR
16/03/2023	Direct Credit (QUICKSUPER QUICKSPR3432520084)		159.84		2,115.63 DR
17/03/2023	National Australia Bank Limited Capital Notes 3 - Dividend		607.70		2,723.33 DR
20/03/2023	NAB Subordinated Notes 2 - Interest		391.99		3,115.32 DR
22/03/2023	Sonic Healthcare Limited - Dividend		413.70		3,529.02 DR

Mirraweena Super Fund
General Ledger Account Movement
For the period from 1 July 2022 to 30 June 2023

Date	Description	Quantity	Debits	Credits	Balance
Assets					
Cash At Bank - Ord Minnett - CMT Account					
22/03/2023	Westpac Banking Corporation Capital Notes V - Dividend		554.20		4,083.22 DR
27/03/2023	Breville Group Limited - Dividend		263.25		4,346.47 DR
30/03/2023	BHP Group Limited - Dividend		2,664.55		7,011.02 DR
30/03/2023	Commonwealth Bank of Australia - Dividend		2,190.30		9,201.32 DR
31/03/2023	Cash Deposit - Interest		61.48		9,262.80 DR
03/04/2023	Cash Deposit - Sold 219 BHP @ 46.0550		10,020.05		19,282.85 DR
03/04/2023	Cash Deposit - Sold 4965 MOT @ 2.0200		10,001.80		29,284.65 DR
03/04/2023	Cash Deposit - Sold 5145 MXT @ 1.9525		10,018.11		39,302.76 DR
05/04/2023	CSL Limited - Dividend		317.81		39,620.57 DR
05/04/2023	Qube Holdings Limited - Fixed Interest Floating Rate Notes - I		531.60		40,152.17 DR
05/04/2023	Woodside Energy Group Ltd - Dividend		760.50		40,912.67 DR
12/04/2023	Metrics Income Opportunities Trust - Distribution		461.78		41,374.45 DR
12/04/2023	Metrics Master Income Trust - Distribution		990.65		42,365.10 DR
13/04/2023	Mirraweena Pty Ltd ATF Mirraweena Super Fund; BSB 112-87			10,000.00	32,365.10 DR
13/04/2023	TPG Telecom Limited - Dividend		153.45		32,518.55 DR
13/04/2023	Woolworths Limited - Dividend		389.16		32,907.71 DR
17/04/2023	Mirraweena Pty Ltd ATF Mirraweena Super Fund; 112-879; a/c			6,000.00	26,907.71 DR
18/04/2023	Cash Deposit - Sold 3830 CHC @ 11.3057		43,062.77		69,970.48 DR
18/04/2023	Direct Credit (QUICKSUPER QUICKSPR3456388032)		125.59		70,096.07 DR
19/04/2023	Verus Actuaries Pty Ltd; BSB 012-263; a/c 286181627 (ZC137			110.00	69,986.07 DR
20/04/2023	Rio Tinto Limited - Dividend		3,673.01		73,659.08 DR
02/05/2023	Direct Credit (ATO AT0726791043861001)		1,493.00		75,152.08 DR
08/05/2023	Metrics Income Opportunities Trust - Distribution		418.68		75,570.76 DR
08/05/2023	Metrics Master Income Trust - Distribution		963.13		76,533.89 DR
09/05/2023	Mirraweena Pty Ltd ATF Mirraweena Super Fund; BSB 112-87			10,000.00	66,533.89 DR
15/05/2023	Charter Hall Long WALE REIT - Distribution		816.90		67,350.79 DR
15/05/2023	Mirraweena Pty Ltd ATF Mirraweena Super Fund; 112-879; a/c			6,000.00	61,350.79 DR
16/05/2023	Direct Credit (QUICKSUPER QUICKSPR3477696004)		41.86		61,392.65 DR
18/05/2023	Mirraweena Pty Ltd ATF Mirraweena Super Fund; BSB 112-87			10,000.00	51,392.65 DR
22/05/2023	PARS Fee 01Apr2023 to 30Jun2023			4,174.92	47,217.73 DR
07/06/2023	Cash Deposit - Sold 18200 MXT @ 1.9243		34,925.19		82,142.92 DR
07/06/2023	Cash Deposit - Sold 30785 MOT @ 1.9766		60,682.15		142,825.07 DR
07/06/2023	Macquarie Bank Capital Notes 3 - Dividend		351.40		143,176.47 DR
08/06/2023	Cash Withdrawal - Bght 300 CBAXX @ 100.0000			30,000.00	113,176.47 DR
08/06/2023	Metrics Income Opportunities Trust - Distribution		498.72		113,675.19 DR
08/06/2023	Metrics Master Income Trust - Distribution		1,025.05		114,700.24 DR
08/06/2023	Mirraweena Pty Ltd ATF Mirraweena Super Fund; BSB 112-87			30,000.00	84,700.24 DR
15/06/2023	Bank of Queensland Limited Capital Notes 3 - Dividend		311.35		85,011.59 DR
15/06/2023	Mirraweena Pty Ltd ATF Mirraweena Super Fund; 112-879; a/c			6,000.00	79,011.59 DR
15/06/2023	SUPER AUDITS; BSB 015-056; a/c 387392386 (MIRRAWEEEN			440.00	78,571.59 DR
19/06/2023	National Australia Bank Limited Capital Notes 3 - Dividend		692.75		79,264.34 DR
20/06/2023	Direct Credit (ATO AT0006000017923805)		37,635.48		116,899.82 DR
20/06/2023	NAB Subordinated Notes 2 - Interest		436.35		117,336.17 DR
22/06/2023	Roach & Bruce Consulting Pty Ltd; BSB 032-024; a/c 229586			3,190.00	114,146.17 DR
22/06/2023	Westpac Banking Corporation Capital Notes V - Dividend		608.35		114,754.52 DR
26/06/2023	Mirraweena Pty Ltd ATF Mirraweena Super Fund; BSB 112-87			15,000.00	99,754.52 DR
28/06/2023	Cash Withdrawal - Bght 200 BOQPG @ 100.2000			20,095.11	79,659.41 DR
28/06/2023	Cash Withdrawal - Bght 200 CBAPM @ 100.2490			20,104.93	59,554.48 DR
28/06/2023	Cash Withdrawal - Bght 450 BHP @ 43.9900			19,904.38	39,650.10 DR
30/06/2023	Cash Deposit - Interest		504.33		40,154.43 DR
30/06/2023	Closing Balance				40,154.43 DR

Mirraweena Super Fund
General Ledger Account Movement
For the period from 1 July 2022 to 30 June 2023

Date	Description	Quantity	Debits	Credits	Balance
Assets					
Other Assets - Foreign Cash At Bank					
Interactive Brokers Cash Acct - USD J&E					
01/07/2022	Opening Balance				705.46 DR
01/07/2022	Interest on US\$ acc for year per Int. Brokers reports		691.07		1,396.53 DR
28/07/2022	Sell 21 Amex (AXP)		4,563.18		5,959.71 DR
28/07/2022	Sell 25 Wells Fargo (WFC)		1,558.70		7,518.41 DR
28/07/2022	Sell 52 Bank of America (BAC)		2,487.75		10,006.16 DR
01/11/2022	Transfers totalling AUD\$98,143.6176 for the year from IB AUD		98,143.62		108,149.78 DR
15/11/2022	Buy 100 Brookfield (BEP)	-3,032.00000		4,345.82	103,803.96 DR
15/11/2022	Buy 200 Citigroup (C)	-9,961.00000		14,277.30	89,526.66 DR
15/11/2022	Buy 30 Microsoft (MSFT)	-7,260.70000		10,406.90	79,119.76 DR
15/11/2022	Buy 50 Amazon (AMZN)	-4,934.00000		7,076.43	72,043.33 DR
15/11/2022	Buy 80 Alphabet (aka Google) (GOOG) - Class C	-7,645.00000		10,949.74	61,093.59 DR
15/02/2023	Buy 150 Nextera Energy (NEE)	-11,307.25000		16,206.90	44,886.69 DR
15/02/2023	Buy 50 Amgen Inc (AMGN)	-12,158.50000		17,427.02	27,459.67 DR
15/02/2023	Dividends for the year per IB annual report (treat as 15-2-23 tc		878.96		28,338.63 DR
15/02/2023	Withholding Tax for year per IB annual report (treat as 15-2-23	-87.30000		125.13	28,213.50 DR
16/02/2023	Buy 150 Alphabet (aka Google) (GOOG) - Class C	-14,215.75000		20,382.57	7,830.93 DR
16/02/2023	Buy 50 Amazon (AMZN)	-4,953.50000		7,099.95	730.98 DR
30/06/2023	Market Value Adjustment			15.97	715.01 DR
30/06/2023	Closing Balance				715.01 DR
Other Assets - Sundry Assets					
Sundry Debtors					
01/07/2022	Opening Balance				0.00
12/10/2022	Accrue TPG Telecom FF Dividend on 129 shares - per Bell Dir		11.61		11.61 DR
28/03/2023	Accrue Wesfarmers FF Div on 200 shares - per Bell Direct rep		176.00		187.61 DR
30/03/2023	Accrue CBA FF Dividend on 100 shares - per Bell Direct repor		210.00		397.61 DR
30/06/2023	Closing Balance				397.61 DR
Other Assets - Unsettled Trades					
Acquisitions - Shares in Listed Companies					
Australia And New Zealand Banking Group Limited					
01/07/2022	Opening Balance				0.00
12/08/2022	ANZR to ANZ; 1:15 ACCELERATED - PAITREO OF ORD SH/		1,984.50		1,984.50 DR
25/08/2022	ANZR to ANZ; 1:15 ACCELERATED - PAITREO OF ORD SH/			1,984.50	0.00 CR
30/06/2023	Closing Balance				0.00
Bank Of Queensland Limited. - Cap Note 3-Bbsw+3.40% Perp Non-Cum Red T-12-28					
01/07/2022	Opening Balance				0.00
09/11/2022	Transferred to A/C 1637970 - BUY 250 BOQZZ			25,000.00	25,000.00 CR
09/11/2022	Transferred to A/C 1637970 - BUY 250 BOQZZ		25,000.00		0.00 CR
28/06/2023	Cash Withdrawal - Bght 200 BOQPG @ 100.2000			20,095.11	20,095.11 CR
28/06/2023	Cash Withdrawal - Bght 200 BOQPG @ 100.2000		20,095.11		0.00 CR
30/06/2023	Closing Balance				0.00
BHP Group Limited					
01/07/2022	Opening Balance				0.00
28/06/2023	Cash Withdrawal - Bght 450 BHP @ 43.9900			19,904.38	19,904.38 CR
28/06/2023	Cash Withdrawal - Bght 450 BHP @ 43.9900		19,904.38		0.00 CR
30/06/2023	Closing Balance				0.00
Commonwealth Bank Of Australia.					
01/07/2022	Opening Balance				0.00
15/02/2023	BUY 100 CBA - Bell Direct			10,554.17	10,554.17 CR
15/02/2023	BUY 100 CBA - Bell Direct		10,554.17		0.00 CR
30/06/2023	Closing Balance				0.00

Mirraweena Super Fund
General Ledger Account Movement
For the period from 1 July 2022 to 30 June 2023

Date	Description	Quantity	Debits	Credits	Balance
Assets					
Commonwealth Bank Of Australia. - Broker Firm Offer					
01/07/2022	Opening Balance				0.00
08/06/2023	Cash Withdrawal - Bght 300 CBAXX @ 100.0000			30,000.00	30,000.00 CR
08/06/2023	Cash Withdrawal - Bght 300 CBAXX @ 100.0000		30,000.00		0.00 CR
30/06/2023	Closing Balance				0.00
Commonwealth Bank Of Australia. - Cap Note 3-Bbsw+3.00% Perp Non-Cum Red T-06-30					
01/07/2022	Opening Balance				0.00
28/06/2023	Cash Withdrawal - Bght 200 CBAPM @ 100.2490			20,104.93	20,104.93 CR
28/06/2023	Cash Withdrawal - Bght 200 CBAPM @ 100.2490		20,104.93		0.00 CR
30/06/2023	Closing Balance				0.00
Macquarie Group Limited					
01/07/2022	Opening Balance				0.00
11/11/2022	BUY 410 MACQUARIE - Bell Direct			73,007.83	73,007.83 CR
11/11/2022	BUY 410 MACQUARIE - Bell Direct		73,007.83		0.00 CR
30/06/2023	Closing Balance				0.00
Wam Global Limited					
01/07/2022	Opening Balance				0.00
25/10/2022	WGB AUD 0.055 FRANKED, 30% CTR, DRP NIL DISC			921.25	921.25 CR
25/10/2022	WGB AUD 0.055 FRANKED, 30% CTR, DRP NIL DISC		921.25		0.00 CR
24/04/2023	WGB AUD 0.0575 FRANKED, 30% CTR, DRP NIL DISC			993.03	993.03 CR
24/04/2023	WGB AUD 0.0575 FRANKED, 30% CTR, DRP NIL DISC		993.03		0.00 CR
30/06/2023	Closing Balance				0.00
Wesfarmers Limited					
01/07/2022	Opening Balance				0.00
15/02/2023	BUY 200 WESFARMERS - Bell Direct			10,075.00	10,075.00 CR
15/02/2023	BUY 200 WESFARMERS - Bell Direct		10,075.00		0.00 CR
30/06/2023	Closing Balance				0.00
Acquisitions - Shares in Listed Companies - Foreign					
Alphabet Inc Class C					
01/07/2022	Opening Balance				0.00
15/11/2022	Buy 80 Alphabet (aka Google) (GOOG) - Class C - through Int			11,417.26	11,417.26 CR
15/11/2022	Buy 80 Alphabet (aka Google) (GOOG) - Class C - through Int		11,417.26		0.00 CR
16/02/2023	Buy 150 Alphabet (aka Google) (GOOG) - Class C - through I			20,537.05	20,537.05 CR
16/02/2023	Buy 150 Alphabet (aka Google) (GOOG) - Class C - through I		20,537.05		0.00 CR
30/06/2023	Closing Balance				0.00
Amazon.com Inc					
01/07/2022	Opening Balance				0.00
15/11/2022	Buy 50 Amazon (AMZN) - through Interactive Brokers Australi			7,368.58	7,368.58 CR
15/11/2022	Buy 50 Amazon (AMZN) - through Interactive Brokers Australi		7,368.58		0.00 CR
16/02/2023	Buy 50 Amazon (AMZN) - through Interactive Brokers Australi			7,156.17	7,156.17 CR
16/02/2023	Buy 50 Amazon (AMZN) - through Interactive Brokers Australi		7,156.17		0.00 CR
30/06/2023	Closing Balance				0.00
Amgen Inc					
01/07/2022	Opening Balance				0.00
15/02/2023	Buy 50 Amgen Inc (AMGN)			17,527.02	17,527.02 CR
15/02/2023	Buy 50 Amgen Inc (AMGN)		17,527.02		0.00 CR
30/06/2023	Closing Balance				0.00

Mirraweena Super Fund
General Ledger Account Movement
For the period from 1 July 2022 to 30 June 2023

Date	Description	Quantity	Debits	Credits	Balance
Assets					
Brookfield Renewable Partners LP					
01/07/2022	Opening Balance				0.00
15/11/2022	Buy 100 Brookfield (BEP) - through Interactive Brokers Austral			4,528.08	4,528.08 CR
15/11/2022	Buy 100 Brookfield (BEP) - through Interactive Brokers Austral		4,528.08		0.00 CR
30/06/2023	Closing Balance				0.00
Citigroup Inc					
01/07/2022	Opening Balance				0.00
15/11/2022	Buy 200 Citigroup (C) - through Interactive Brokers Australia			14,876.05	14,876.05 CR
15/11/2022	Buy 200 Citigroup (C) - through Interactive Brokers Australia		14,876.05		0.00 CR
30/06/2023	Closing Balance				0.00
Microsoft Corp					
01/07/2022	Opening Balance				0.00
15/11/2022	Buy 30 Microsoft (MSFT) - Interactive Brokers Australia			10,843.34	10,843.34 CR
15/11/2022	Buy 30 Microsoft (MSFT) - Interactive Brokers Australia		10,843.34		0.00 CR
30/06/2023	Closing Balance				0.00
NextEra Energy Inc					
01/07/2022	Opening Balance				0.00
15/02/2023	Buy 150 Nextera Energy (NEE)			16,299.91	16,299.91 CR
15/02/2023	Buy 150 Nextera Energy (NEE)		16,299.91		0.00 CR
30/06/2023	Closing Balance				0.00
Acquisitions - Sundry Assets					
Sundry Debtors					
01/07/2022	Opening Balance				0.00
12/10/2022	Accrue TPG Telecom FF Dividend on 129 shares - per Bell Dir			11.61	11.61 CR
12/10/2022	Accrue TPG Telecom FF Dividend on 129 shares - per Bell Dir		11.61		0.00 CR
28/03/2023	Accrue Wesfarmers FF Div on 200 shares - per Bell Direct rep			176.00	176.00 CR
28/03/2023	Accrue Wesfarmers FF Div on 200 shares - per Bell Direct rep		176.00		0.00 CR
30/03/2023	Accrue CBA FF Dividend on 100 shares - per Bell Direct repor			210.00	210.00 CR
30/03/2023	Accrue CBA FF Dividend on 100 shares - per Bell Direct repor		210.00		0.00 CR
30/06/2023	Closing Balance				0.00
Disposals - Shares in Listed Companies					
BHP Group Limited					
01/07/2022	Opening Balance				0.00
03/04/2023	Cash Deposit - Sold 219 BHP @ 46.0550			10,020.05	10,020.05 CR
03/04/2023	Cash Deposit - Sold 219 BHP @ 46.0550		10,020.05		0.00 CR
30/06/2023	Closing Balance				0.00
National Australia Bank Limited - Cap Note 3-Bbsw+2.20% 20-09-28 Cum Red T-09-23					
01/07/2022	Opening Balance				0.00
14/09/2022	Transferred from A/C 1637970 - SELL 200 NABPE			20,093.10	20,093.10 CR
14/09/2022	Transferred from A/C 1637970 - SELL 200 NABPE		20,093.10		0.00 CR
30/06/2023	Closing Balance				0.00
TPG Telecom Limited.					
01/07/2022	Opening Balance				0.00
22/07/2022	SELL 129 TPG - Transferred to Bells and sold by them			590.01	590.01 CR
22/07/2022	SELL 129 TPG - Transferred to Bells and sold by them		590.01		0.00 CR
30/06/2023	Closing Balance				0.00
Tuas Limited					
01/07/2022	Opening Balance				0.00
15/02/2023	SELL 65 TUAS LTD - (transferred from Ords to Bells) Sold by			64.62	64.62 CR
15/02/2023	SELL 65 TUAS LTD - (transferred from Ords to Bells) Sold by		64.62		0.00 CR
30/06/2023	Closing Balance				0.00

Mirraweena Super Fund
General Ledger Account Movement
For the period from 1 July 2022 to 30 June 2023

Date	Description	Quantity	Debits	Credits	Balance
Assets					
Disposals - Shares in Listed Companies - Foreign					
American Express Co					
01/07/2022	Opening Balance				0.00
28/07/2022	Sell 21 Amex (AXP) - through Interactive Brokers Australia			4,563.18	4,563.18 CR
28/07/2022	Sell 21 Amex (AXP) - through Interactive Brokers Australia		4,563.18		0.00 CR
30/06/2023	Closing Balance				0.00
Bank of America Corp					
01/07/2022	Opening Balance				0.00
28/07/2022	Sell 52 Bank of America (BAC) - through Interactive Brokers A			2,487.75	2,487.75 CR
28/07/2022	Sell 52 Bank of America (BAC) - through Interactive Brokers A		2,487.75		0.00 CR
30/06/2023	Closing Balance				0.00
Wells Fargo & Co					
01/07/2022	Opening Balance				0.00
28/07/2022	Sell 25 Wells Fargo (WFC) - through Interactive Brokers Austr:			1,558.70	1,558.70 CR
28/07/2022	Sell 25 Wells Fargo (WFC) - through Interactive Brokers Austr:		1,558.70		0.00 CR
30/06/2023	Closing Balance				0.00
Disposals - Stapled Securities					
Charter Hall Group - Stapled Securities Us Prohibited					
01/07/2022	Opening Balance				0.00
18/04/2023	Cash Deposit - Sold 3830 CHC @ 11.3057			43,062.77	43,062.77 CR
18/04/2023	Cash Deposit - Sold 3830 CHC @ 11.3057		43,062.77		0.00 CR
30/06/2023	Closing Balance				0.00
Disposals - Units In Listed Unit Trusts					
Betashares ASIA Technology Tigers ETF - Betashares ASIA Technology Tigers ETF					
01/07/2022	Opening Balance				0.00
26/09/2022	Transferred from A/C 1637970 - SELL 2665 ASIA			17,518.76	17,518.76 CR
26/09/2022	Transferred from A/C 1637970 - SELL 2665 ASIA		17,518.76		0.00 CR
30/06/2023	Closing Balance				0.00
Betashares U.S. Dollar ETF - Exchange Traded Fund Units Fully Paid					
01/07/2022	Opening Balance				0.00
22/07/2022	SELL 445 BETASHARES US DOLLAR ETF - Transferred to B			6,197.20	6,197.20 CR
22/07/2022	SELL 445 BETASHARES US DOLLAR ETF - Transferred to B		6,197.20		0.00 CR
30/06/2023	Closing Balance				0.00
Mcp Income Opportunities Trust - Ordinary Units Fully Paid					
01/07/2022	Opening Balance				0.00
03/04/2023	Cash Deposit - Sold 4965 MOT @ 2.0200			10,001.80	10,001.80 CR
03/04/2023	Cash Deposit - Sold 4965 MOT @ 2.0200		10,001.80		0.00 CR
07/06/2023	Cash Deposit - Sold 30785 MOT @ 1.9766			60,682.15	60,682.15 CR
07/06/2023	Cash Deposit - Sold 30785 MOT @ 1.9766		60,682.15		0.00 CR
30/06/2023	Closing Balance				0.00
Mcp Master Income Trust - Ordinary Units Fully Paid					
01/07/2022	Opening Balance				0.00
03/04/2023	Cash Deposit - Sold 5145 MXT @ 1.9525			10,018.11	10,018.11 CR
03/04/2023	Cash Deposit - Sold 5145 MXT @ 1.9525		10,018.11		0.00 CR
07/06/2023	Cash Deposit - Sold 18200 MXT @ 1.9243			34,925.19	34,925.19 CR
07/06/2023	Cash Deposit - Sold 18200 MXT @ 1.9243		34,925.19		0.00 CR
30/06/2023	Closing Balance				0.00

Mirraweena Super Fund
General Ledger Account Movement
For the period from 1 July 2022 to 30 June 2023

Date	Description	Quantity	Debits	Credits	Balance
Assets					
Other Assets - Receivables					
Investment Income Receivable - Distributions - Shares in Listed Companies					
Macquarie Bank Limited - Cap Note 3-Bbsw+2.90% Perp Non-Cum Red T-09-28					
01/07/2022	Opening Balance				0.00
22/08/2022	MBLPD AUD 0.35592 FRANKED, 30% CTR, 0.53388 CFI		222.45		222.45 DR
07/09/2022	MBLPD AUD 0.35592 FRANKED, 30% CTR, 0.53388 CFI			222.45	0.00 CR
21/11/2022	MBLPD AUD 0.467 FRANKED, 30% CTR, 0.7005 CFI		291.87		291.87 DR
07/12/2022	MBLPD AUD 0.467 FRANKED, 30% CTR, 0.7005 CFI			291.87	0.00 CR
17/02/2023	MBLPD AUD 0.50672 FRANKED, 30% CTR, 0.76008 CFI		316.70		316.70 DR
07/03/2023	MBLPD AUD 0.50672 FRANKED, 30% CTR, 0.76008 CFI			316.70	0.00 CR
22/05/2023	MBLPD AUD 0.56224 FRANKED, 30% CTR, 0.84336 CFI		351.40		351.40 DR
07/06/2023	MBLPD AUD 0.56224 FRANKED, 30% CTR, 0.84336 CFI			351.40	0.00 CR
30/06/2023	Closing Balance				0.00
National Australia Bank Limited - Cap Note 3-Bbsw+2.20% 20-09-28 Cum Red T-09-23					
01/07/2022	Opening Balance				0.00
20/09/2022	NABPE Interest Payment			502.55	502.55 CR
20/09/2022	NABPE Interest Payment		502.55		0.00 CR
09/12/2022	NABPE AUD UNFRANKED, NIL CFI		371.85		371.85 DR
20/12/2022	NABPE AUD UNFRANKED, NIL CFI			371.85	0.00 CR
09/03/2023	NABPE AUD UNFRANKED, NIL CFI		391.99		391.99 DR
20/03/2023	NABPE AUD UNFRANKED, NIL CFI			391.99	0.00 CR
08/06/2023	NABPE AUD UNFRANKED, NIL CFI		436.35		436.35 DR
20/06/2023	NABPE AUD UNFRANKED, NIL CFI			436.35	0.00 CR
30/06/2023	Closing Balance				0.00
Investment Income Receivable - Distributions - Stapled Securities					
Charter Hall Group - Stapled Securities Us Prohibited					
01/07/2022	Opening Balance				431.64 DR
31/08/2022	CHC AUD 0.092 FRANKED, 30% CTR, DRP SUSP			431.64	0.00 CR
29/12/2022	CHC AUD 0.0938 FRANKED, 30% CTR, DRP SUSP		798.17		798.17 DR
28/02/2023	CHC AUD 0.0938 FRANKED, 30% CTR, DRP SUSP			798.17	0.00 CR
30/06/2023	Closing Balance				0.00
Charter Hall Long Wale REIT - Fully Paid Units Stapled Securities					
01/07/2022	Opening Balance				890.42 DR
12/08/2022	CLW AUD DRP SUSP			890.42	0.00 CR
29/09/2022	CLW AUD DRP SUSP		816.90		816.90 DR
11/11/2022	CLW AUD DRP SUSP			816.90	0.00 CR
29/12/2022	CLW AUD DRP SUSP		816.90		816.90 DR
14/02/2023	CLW AUD DRP SUSP			816.90	0.00 CR
30/03/2023	CLW AUD DRP SUSP		816.90		816.90 DR
15/05/2023	CLW AUD DRP SUSP			816.90	0.00 CR
29/06/2023	CLW AUD DRP SUSP		816.90		816.90 DR
30/06/2023	Closing Balance				816.90 DR
Transurban Group - Fully Paid Ordinary/Units Stapled Securities					
01/07/2022	Opening Balance				638.40 DR
23/08/2022	TCL AUD 0.02170156 FRANKED, 30% CTR, DRP NIL DISC			638.40	0.00 CR
29/12/2022	TCL AUD DRP NIL DISC		704.90		704.90 DR
13/02/2023	TCL AUD DRP NIL DISC			704.90	0.00 CR
29/06/2023	TCL AUD 0.0111946 FRANKED, 30% CTR, DRP NIL DISC		811.30		811.30 DR
30/06/2023	Closing Balance				811.30 DR

Mirraweena Super Fund
General Ledger Account Movement
For the period from 1 July 2022 to 30 June 2023

Date	Description	Quantity	Debits	Credits	Balance
Assets					
Investment Income Receivable - Distributions - Units In Listed Unit Trusts					
Betashares ASIA Technology Tigers ETF - Betashares ASIA Technology Tigers ETF					
01/07/2022	Opening Balance				212.03 DR
18/07/2022	ASIA AUD DRP			212.03	0.00 CR
30/06/2023	Closing Balance				0.00
Betashares U.S. Dollar ETF - Exchange Traded Fund Units Fully Paid					
01/07/2022	Opening Balance				0.00
30/06/2023	USD AUD DRP		2,091.99		2,091.99 DR
30/06/2023	Closing Balance				2,091.99 DR
ETFS Morningstar Global Technology ETF - ETFS Morningstar Global Technology ETF					
01/07/2022	Opening Balance				1,242.43 DR
15/07/2022	TECH AUD DRP			1,242.43	0.00 CR
30/06/2023	TECH AUD 0.0172 FRANKED, 30% CTR, DRP		160.02		160.02 DR
30/06/2023	Closing Balance				160.02 DR
Magellan Global Fund (Open Class) (Managed Fund) - Magellan Global Fund (Open Class) (Managed Fund)					
01/07/2022	Opening Balance				464.87 DR
21/07/2022	MGOC AUD DRP			464.87	0.00 CR
03/01/2023	MGOC AUD DRP		464.87		464.87 DR
18/01/2023	MGOC AUD DRP			464.87	0.00 CR
30/06/2023	MGOC AUD DRP		465.78		465.78 DR
30/06/2023	Closing Balance				465.78 DR
Magellan High Conviction Trust (Managed Fund) - Magellan High Conviction Trust (Managed Fund)					
01/07/2022	Opening Balance				446.24 DR
21/07/2022	MHHT AUD DRP			446.24	0.00 CR
03/01/2023	MHHT AUD DRP		442.62		442.62 DR
18/01/2023	MHHT AUD DRP			442.62	0.00 CR
30/06/2023	MHHT AUD DRP		424.48		424.48 DR
30/06/2023	Closing Balance				424.48 DR
Mcp Income Opportunities Trust - Ordinary Units Fully Paid					
01/07/2022	Opening Balance				418.28 DR
08/07/2022	MOT AUD DRP NIL DISC			418.28	0.00 CR
29/07/2022	MOT AUD DRP NIL DISC		350.35		350.35 DR
08/08/2022	MOT AUD DRP NIL DISC			350.35	0.00 CR
31/08/2022	MOT AUD DRP NIL DISC		457.60		457.60 DR
08/09/2022	MOT AUD DRP NIL DISC			457.60	0.00 CR
03/10/2022	MOT AUD DRP NIL DISC		446.88		446.88 DR
11/10/2022	MOT AUD DRP NIL DISC			446.88	0.00 CR
31/10/2022	MOT AUD DRP NIL DISC		504.08		504.08 DR
08/11/2022	MOT AUD DRP NIL DISC			504.08	0.00 CR
30/11/2022	MOT AUD DRP NIL DISC		471.90		471.90 DR
08/12/2022	MOT AUD DRP NIL DISC			471.90	0.00 CR
30/12/2022	MOT AUD DRP NIL DISC		561.28		561.28 DR
10/01/2023	MOT AUD DRP NIL DISC			561.28	0.00 CR
31/01/2023	MOT AUD DRP NIL DISC		579.15		579.15 DR
08/02/2023	MOT AUD DRP NIL DISC			579.15	0.00 CR
28/02/2023	MOT AUD DRP NIL DISC		496.93		496.93 DR
08/03/2023	MOT AUD DRP NIL DISC			496.93	0.00 CR
31/03/2023	MOT AUD DRP NIL DISC		461.78		461.78 DR
12/04/2023	MOT AUD DRP NIL DISC			461.78	0.00 CR
28/04/2023	MOT AUD DRP NIL DISC		418.68		418.68 DR
08/05/2023	MOT AUD DRP NIL DISC			418.68	0.00 CR
31/05/2023	MOT AUD DRP NIL DISC		498.72		498.72 DR
08/06/2023	MOT AUD DRP NIL DISC			498.72	0.00 CR
30/06/2023	Closing Balance				0.00

Mirraweena Super Fund
General Ledger Account Movement
For the period from 1 July 2022 to 30 June 2023

Date	Description	Quantity	Debits	Credits	Balance
Assets					
Mcp Master Income Trust - Ordinary Units Fully Paid					
01/07/2022	Opening Balance				665.46 DR
08/07/2022	MXT AUD DRP NIL DISC			665.46	0.00 CR
29/07/2022	MXT AUD DRP NIL DISC		643.28		643.28 DR
08/08/2022	MXT AUD DRP NIL DISC			643.28	0.00 CR
31/08/2022	MXT AUD DRP NIL DISC		820.73		820.73 DR
08/09/2022	MXT AUD DRP NIL DISC			820.73	0.00 CR
03/10/2022	MXT AUD DRP NIL DISC		776.37		776.37 DR
11/10/2022	MXT AUD DRP NIL DISC			776.37	0.00 CR
31/10/2022	MXT AUD DRP NIL DISC		931.64		931.64 DR
08/11/2022	MXT AUD DRP NIL DISC			931.64	0.00 CR
30/11/2022	MXT AUD DRP NIL DISC		946.43		946.43 DR
08/12/2022	MXT AUD DRP NIL DISC			946.43	0.00 CR
30/12/2022	MXT AUD DRP NIL DISC		998.19		998.19 DR
10/01/2023	MXT AUD DRP NIL DISC			998.19	0.00 CR
31/01/2023	MXT AUD DRP NIL DISC		1,064.74		1,064.74 DR
08/02/2023	MXT AUD DRP NIL DISC			1,064.74	0.00 CR
28/02/2023	MXT AUD DRP NIL DISC		953.83		953.83 DR
08/03/2023	MXT AUD DRP NIL DISC			953.83	0.00 CR
31/03/2023	MXT AUD DRP NIL DISC		990.65		990.65 DR
12/04/2023	MXT AUD DRP NIL DISC			990.65	0.00 CR
28/04/2023	MXT AUD DRP NIL DISC		963.13		963.13 DR
08/05/2023	MXT AUD DRP NIL DISC			963.13	0.00 CR
31/05/2023	MXT AUD DRP NIL DISC		1,025.05		1,025.05 DR
08/06/2023	MXT AUD DRP NIL DISC			1,025.05	0.00 CR
30/06/2023	MXT AUD DRP NIL DISC		758.92		758.92 DR
30/06/2023	Closing Balance				758.92 DR
Investment Income Receivable - Dividends - Shares in Listed Companies					
Australia And New Zealand Banking Group Limited					
01/07/2022	Opening Balance				0.00
01/07/2022	ANZ AUD 0.72 FRANKED, 30% CTR, DRP NIL DISC, BSP			1,131.12	1,131.12 CR
01/07/2022	ANZ AUD 0.72 FRANKED, 30% CTR, DRP NIL DISC, BSP		1,131.12		0.00 CR
15/12/2022	ANZ AUD 0.74 FRANKED, 30% CTR, DRP NIL DISC, BSP			1,240.24	1,240.24 CR
15/12/2022	ANZ AUD 0.74 FRANKED, 30% CTR, DRP NIL DISC, BSP		1,240.24		0.00 CR
30/06/2023	Closing Balance				0.00
Bank Of Queensland Limited. - Cap Note 3-Bbsw+3.40% Perp Non-Cum Red T-12-28					
01/07/2022	Opening Balance				0.00
15/03/2023	BOQPG AUD 1.4928 FRANKED, 30% CTR			373.20	373.20 CR
15/03/2023	BOQPG AUD 1.4928 FRANKED, 30% CTR		373.20		0.00 CR
15/06/2023	BOQPG AUD 1.2454 FRANKED, 30% CTR			311.35	311.35 CR
15/06/2023	BOQPG AUD 1.2454 FRANKED, 30% CTR		311.35		0.00 CR
30/06/2023	Closing Balance				0.00
BHP Group Limited					
01/07/2022	Opening Balance				0.00
22/09/2022	BHP USD 1.75, 1.75 FRANKED, 30% CTR, DRP NIL DISC		4,986.29		4,986.29 DR
23/09/2022	BHP USD 1.75, 1.75 FRANKED, 30% CTR, DRP NIL DISC			4,986.29	0.00 CR
30/03/2023	BHP USD 0.9, 0.9 FRANKED, 30% CTR, DRP NIL DISC			2,664.55	2,664.55 CR
30/03/2023	BHP USD 0.9, 0.9 FRANKED, 30% CTR, DRP NIL DISC		2,664.55		0.00 CR
30/06/2023	Closing Balance				0.00
Breville Group Limited					
01/07/2022	Opening Balance				0.00
06/10/2022	BRG AUD 0.15 FRANKED, 30% CTR, DRP SUSP			263.25	263.25 CR
06/10/2022	BRG AUD 0.15 FRANKED, 30% CTR, DRP SUSP		263.25		0.00 CR
27/03/2023	BRG AUD 0.15 FRANKED, 30% CTR, DRP SUSP			263.25	263.25 CR
27/03/2023	BRG AUD 0.15 FRANKED, 30% CTR, DRP SUSP		263.25		0.00 CR
30/06/2023	Closing Balance				0.00

Mirraweena Super Fund
General Ledger Account Movement
For the period from 1 July 2022 to 30 June 2023

Date	Description	Quantity	Debits	Credits	Balance
Assets					
Commonwealth Bank Of Australia.					
01/07/2022	Opening Balance				0.00
29/09/2022	CBA AUD 2.1 FRANKED, 30% CTR, DRP NIL DISC			2,190.30	2,190.30 CR
29/09/2022	CBA AUD 2.1 FRANKED, 30% CTR, DRP NIL DISC		2,190.30		0.00 CR
30/03/2023	Accrue CBA FF Dividend on 100 shares - per Bell Direct repor			210.00	210.00 CR
30/03/2023	Accrue CBA FF Dividend on 100 shares - per Bell Direct repor		210.00		0.00 CR
30/03/2023	CBA AUD 2.1 FRANKED, 30% CTR, DRP NIL DISC			2,190.30	2,190.30 CR
30/03/2023	CBA AUD 2.1 FRANKED, 30% CTR, DRP NIL DISC		2,190.30		0.00 CR
30/06/2023	Closing Balance				0.00
CSL Limited					
01/07/2022	Opening Balance				0.00
05/10/2022	CSL USD 1.18, 0.118 FRANKED, 30% CTR, 1.062 CFI, DRP :			344.63	344.63 CR
05/10/2022	CSL USD 1.18, 0.118 FRANKED, 30% CTR, 1.062 CFI, DRP :		344.63		0.00 CR
05/04/2023	CSL USD 1.07, UNFRANKED, 1.07 CFI, DRP SUSP			317.81	317.81 CR
05/04/2023	CSL USD 1.07, UNFRANKED, 1.07 CFI, DRP SUSP		317.81		0.00 CR
30/06/2023	Closing Balance				0.00
Macquarie Group Limited					
01/07/2022	Opening Balance				0.00
04/07/2022	MQG AUD 1.4 FRANKED, 30% CTR, 2.1 CFI, DRP 1.5% DIS			2,698.50	2,698.50 CR
04/07/2022	MQG AUD 1.4 FRANKED, 30% CTR, 2.1 CFI, DRP 1.5% DIS		2,698.50		0.00 CR
13/12/2022	MQG AUD 1.2 FRANKED, 30% CTR, 1.8 CFI, DRP NIL DISC			2,313.00	2,313.00 CR
13/12/2022	MQG AUD 1.2 FRANKED, 30% CTR, 1.8 CFI, DRP NIL DISC		2,313.00		0.00 CR
30/06/2023	Closing Balance				0.00
National Australia Bank Limited					
01/07/2022	Opening Balance				0.00
05/07/2022	NAB AUD 0.73 FRANKED, 30% CTR, DRP NIL DISC, BSP			951.92	951.92 CR
05/07/2022	NAB AUD 0.73 FRANKED, 30% CTR, DRP NIL DISC, BSP		951.92		0.00 CR
14/12/2022	NAB AUD 0.78 FRANKED, 30% CTR, DRP NIL DISC, BSP			1,017.12	1,017.12 CR
14/12/2022	NAB AUD 0.78 FRANKED, 30% CTR, DRP NIL DISC, BSP		1,017.12		0.00 CR
30/06/2023	Closing Balance				0.00
National Australia Bank Limited - Cap Note 3-Bbsw+4.00% Perp Non-Cum Red T-06-26					
01/07/2022	Opening Balance				0.00
19/09/2022	NABPF AUD 1.0454 FRANKED, 30% CTR			522.70	522.70 CR
19/09/2022	NABPF AUD 1.0454 FRANKED, 30% CTR		522.70		0.00 CR
19/12/2022	NABPF AUD 1.1939 FRANKED, 30% CTR			596.95	596.95 CR
19/12/2022	NABPF AUD 1.1939 FRANKED, 30% CTR		596.95		0.00 CR
17/03/2023	NABPF AUD 1.2154 FRANKED, 30% CTR			607.70	607.70 CR
17/03/2023	NABPF AUD 1.2154 FRANKED, 30% CTR		607.70		0.00 CR
19/06/2023	NABPF AUD 1.3855 FRANKED, 30% CTR			692.75	692.75 CR
19/06/2023	NABPF AUD 1.3855 FRANKED, 30% CTR		692.75		0.00 CR
30/06/2023	Closing Balance				0.00
Rio Tinto Limited					
01/07/2022	Opening Balance				0.00
21/09/2022	RIO AUD 3.837 FRANKED, 30% CTR, DRP NIL DISC			4,316.63	4,316.63 CR
22/09/2022	RIO AUD 3.837 FRANKED, 30% CTR, DRP NIL DISC		4,316.63		0.00 CR
20/04/2023	RIO AUD 3.2649 FRANKED, 30% CTR, DRP NIL DISC			3,673.01	3,673.01 CR
20/04/2023	RIO AUD 3.2649 FRANKED, 30% CTR, DRP NIL DISC		3,673.01		0.00 CR
30/06/2023	Closing Balance				0.00
Sonic Healthcare Limited					
01/07/2022	Opening Balance				0.00
21/09/2022	SHL AUD 0.6 FRANKED, 30% CTR, DRP SUSP			591.00	591.00 CR
21/09/2022	SHL AUD 0.6 FRANKED, 30% CTR, DRP SUSP		591.00		0.00 CR
22/03/2023	SHL AUD 0.42 FRANKED, 30% CTR, DRP SUSP			413.70	413.70 CR
22/03/2023	SHL AUD 0.42 FRANKED, 30% CTR, DRP SUSP		413.70		0.00 CR
30/06/2023	Closing Balance				0.00

Mirraweena Super Fund
General Ledger Account Movement
For the period from 1 July 2022 to 30 June 2023

Date	Description	Quantity	Debits	Credits	Balance
Assets					
TPG Telecom Limited.					
01/07/2022	Opening Balance				0.00
12/10/2022	TPG AUD 0.09 FRANKED, 30% CTR			153.45	153.45 CR
12/10/2022	TPG AUD 0.09 FRANKED, 30% CTR		153.45		0.00 CR
13/04/2023	TPG AUD 0.09 FRANKED, 30% CTR			153.45	153.45 CR
13/04/2023	TPG AUD 0.09 FRANKED, 30% CTR		153.45		0.00 CR
30/06/2023	Closing Balance				0.00
TPG Telecom Limited.					
01/07/2022	Opening Balance				0.00
12/10/2022	Accrue TPG Telecom FF Dividend on 129 shares - per Bell Dir			11.61	11.61 CR
12/10/2022	Accrue TPG Telecom FF Dividend on 129 shares - per Bell Dir		11.61		0.00 CR
30/06/2023	Closing Balance				0.00
Wam Global Limited					
01/07/2022	Opening Balance				0.00
25/10/2022	WGB AUD 0.055 FRANKED, 30% CTR, DRP NIL DISC			921.25	921.25 CR
25/10/2022	WGB AUD 0.055 FRANKED, 30% CTR, DRP NIL DISC		921.25		0.00 CR
24/04/2023	WGB AUD 0.0575 FRANKED, 30% CTR, DRP NIL DISC			993.03	993.03 CR
24/04/2023	WGB AUD 0.0575 FRANKED, 30% CTR, DRP NIL DISC		993.03		0.00 CR
30/06/2023	Closing Balance				0.00
Wesfarmers Limited					
01/07/2022	Opening Balance				0.00
28/03/2023	Accrue Wesfarmers FF Div on 200 shares - per Bell Direct rep			176.00	176.00 CR
28/03/2023	Accrue Wesfarmers FF Div on 200 shares - per Bell Direct rep		176.00		0.00 CR
30/06/2023	Closing Balance				0.00
Westpac Banking Corporation - Cap Note 3-Bbsw+3.20% Perp Non-Cum Red T-09-25					
01/07/2022	Opening Balance				0.00
23/09/2022	WBCPH AUD 0.8716 FRANKED, 30% CTR			435.80	435.80 CR
23/09/2022	WBCPH AUD 0.8716 FRANKED, 30% CTR		435.80		0.00 CR
22/12/2022	WBCPH AUD 1.0654 FRANKED, 30% CTR			532.70	532.70 CR
22/12/2022	WBCPH AUD 1.0654 FRANKED, 30% CTR		532.70		0.00 CR
22/03/2023	WBCPH AUD 1.1084 FRANKED, 30% CTR			554.20	554.20 CR
22/03/2023	WBCPH AUD 1.1084 FRANKED, 30% CTR		554.20		0.00 CR
22/06/2023	WBCPH AUD 1.2167 FRANKED, 30% CTR			608.35	608.35 CR
22/06/2023	WBCPH AUD 1.2167 FRANKED, 30% CTR		608.35		0.00 CR
30/06/2023	Closing Balance				0.00
Woodside Energy Group Ltd					
01/07/2022	Opening Balance				0.00
06/10/2022	WDS USD 1.09, 1.09 FRANKED, 30% CTR, DRP NIL DISC			564.63	564.63 CR
06/10/2022	WDS USD 1.09, 1.09 FRANKED, 30% CTR, DRP NIL DISC		564.63		0.00 CR
05/04/2023	WDS USD 1.44, 1.44 FRANKED, 30% CTR, DRP SUSP			760.50	760.50 CR
05/04/2023	WDS USD 1.44, 1.44 FRANKED, 30% CTR, DRP SUSP		760.50		0.00 CR
30/06/2023	Closing Balance				0.00
Woolworths Group Limited					
01/07/2022	Opening Balance				0.00
27/09/2022	WOW AUD 0.53 FRANKED, 30% CTR, DRP NIL DISC			448.38	448.38 CR
27/09/2022	WOW AUD 0.53 FRANKED, 30% CTR, DRP NIL DISC		448.38		0.00 CR
13/04/2023	WOW AUD 0.46 FRANKED, 30% CTR, DRP NIL DISC			389.16	389.16 CR
13/04/2023	WOW AUD 0.46 FRANKED, 30% CTR, DRP NIL DISC		389.16		0.00 CR
30/06/2023	Closing Balance				0.00

Mirraweena Super Fund
General Ledger Account Movement
For the period from 1 July 2022 to 30 June 2023

Date	Description	Quantity	Debits	Credits	Balance
Assets					
Investment Income Receivable - Dividends - Stapled Securities					
Charter Hall Group - Stapled Securities Us Prohibited					
01/07/2022	Opening Balance				0.00
31/08/2022	CHC AUD 0.092 FRANKED @ 30%			352.36	352.36 CR
31/08/2022	CHC AUD 0.092 FRANKED @ 30%		352.36		0.00 CR
30/06/2023	Closing Balance				0.00
Transurban Group - Fully Paid Ordinary/Units Stapled Securities					
01/07/2022	Opening Balance				0.00
23/08/2022	TCL AUD 0.02170156 FRANKED, 30% CTR			53.20	53.20 CR
23/08/2022	TCL AUD 0.02170156 FRANKED, 30% CTR		53.20		0.00 CR
30/06/2023	Closing Balance				0.00
Interactive Brokers Cash Acct - USD J&E					
01/07/2022	Opening Balance				0.00
15/02/2023	Foreign divs for year per Interactive Brokers report AUD\$878.8			748.58	748.58 CR
15/02/2023	Foreign divs for year per Interactive Brokers report AUD\$878.8		748.58		0.00 CR
30/06/2023	Closing Balance				0.00
Investment Income Receivable - Interest - Cash At Bank					
Bell Direct Cash Account					
01/07/2022	Opening Balance				0.00
31/10/2022	Investment Income			11.07	11.07 CR
30/11/2022	Investment Income			9.39	20.46 CR
31/12/2022	Investment Income			0.87	21.33 CR
31/01/2023	Investment Income			0.93	22.26 CR
28/02/2023	Investment Income			4.56	26.82 CR
31/03/2023	Investment Income			9.81	36.63 CR
30/04/2023	Investment Income			9.90	46.53 CR
31/05/2023	Investment Income			11.72	58.25 CR
30/06/2023	Investment Income			12.84	71.09 CR
30/06/2023	Investment Income		71.09		0.00 CR
30/06/2023	Closing Balance				0.00
Interactive Brokers Cash Acct - AUD J&E					
01/07/2022	Opening Balance				0.00
30/06/2023	AUD Credit Interest for year			20.05	20.05 CR
30/06/2023	AUD Credit Interest for year		20.05		0.00 CR
30/06/2023	Closing Balance				0.00
Macquarie Bank CMA 964055388 J&E					
01/07/2022	Opening Balance				0.00
29/07/2022	Interest			33.15	33.15 CR
29/07/2022	Interest		33.15		0.00 CR
31/08/2022	MACQUARIE CMA INTEREST PAID			29.76	29.76 CR
31/08/2022	MACQUARIE CMA INTEREST PAID		29.76		0.00 CR
30/09/2022	MACQUARIE CMA INTEREST PAID			40.64	40.64 CR
30/09/2022	MACQUARIE CMA INTEREST PAID		40.64		0.00 CR
31/10/2022	MACQUARIE CMA INTEREST PAID			56.66	56.66 CR
31/10/2022	MACQUARIE CMA INTEREST PAID		56.66		0.00 CR
30/11/2022	MACQUARIE CMA INTEREST PAID			67.45	67.45 CR
30/11/2022	MACQUARIE CMA INTEREST PAID		67.45		0.00 CR
30/12/2022	MACQUARIE CMA INTEREST PAID			80.60	80.60 CR
30/12/2022	MACQUARIE CMA INTEREST PAID		80.60		0.00 CR
31/01/2023	MACQUARIE CMA INTEREST PAID			94.98	94.98 CR
31/01/2023	MACQUARIE CMA INTEREST PAID		94.98		0.00 CR
31/03/2023	MACQUARIE CMA INTEREST PAID			14.17	14.17 CR
31/03/2023	MACQUARIE CMA INTEREST PAID			44.66	58.83 CR
31/03/2023	MACQUARIE CMA INTEREST PAID		14.17		44.66 CR
31/03/2023	MACQUARIE CMA INTEREST PAID		44.66		0.00 CR
28/04/2023	MACQUARIE CMA INTEREST PAID			17.47	17.47 CR

Mirraweena Super Fund
General Ledger Account Movement
For the period from 1 July 2022 to 30 June 2023

Date	Description	Quantity	Debits	Credits	Balance
Assets					
28/04/2023	MACQUARIE CMA INTEREST PAID		17.47		0.00 CR
31/05/2023	Interest			21.44	21.44 CR
31/05/2023	Interest		21.44		0.00 CR
30/06/2023	Interest			20.44	20.44 CR
30/06/2023	Interest		20.44		0.00 CR
30/06/2023	Closing Balance				0.00
Ord Minnett - CMT Account					
01/07/2022	Opening Balance				0.00
30/09/2022	Interest			46.24	46.24 CR
30/09/2022	Interest		46.24		0.00 CR
31/12/2022	Interest			148.17	148.17 CR
31/12/2022	Interest		148.17		0.00 CR
31/03/2023	Cash Deposit - Interest			61.48	61.48 CR
31/03/2023	Cash Deposit - Interest		61.48		0.00 CR
30/06/2023	Ord Minnett - CMT interest			504.33	504.33 CR
30/06/2023	Ord Minnett - CMT interest		504.33		0.00 CR
30/06/2023	Closing Balance				0.00
Investment Income Receivable - Interest - Foreign Cash At Bank					
Interactive Brokers Cash Acct - USD J&E					
01/07/2022	Opening Balance				0.00
01/07/2022	Interest on US\$ acc for year per Int. Brokers reports			691.07	691.07 CR
01/07/2022	Interest on US\$ acc for year per Int. Brokers reports		691.07		0.00 CR
30/06/2023	Closing Balance				0.00
Investment Income Receivable - Interest - Other Fixed Interest Securities					
Qube Holdings Limited - Hybrid 3-Bbsw+3.90% 05-10-23 Sub Cum					
01/07/2022	Opening Balance				0.00
05/07/2022	QUBHA Interest Payment			309.54	309.54 CR
05/07/2022	QUBHA Interest Payment		309.54		0.00 CR
05/10/2022	QUBHA Interest Payment			435.84	435.84 CR
05/10/2022	QUBHA Interest Payment		435.84		0.00 CR
05/01/2023	QUBHA Interest Payment			510.09	510.09 CR
05/01/2023	QUBHA Interest Payment		510.09		0.00 CR
05/04/2023	QUBHA Interest Payment			531.60	531.60 CR
05/04/2023	QUBHA Interest Payment		531.60		0.00 CR
30/06/2023	Closing Balance				0.00
Member Income Receivable - Rollovers In					
Mr James Fisher					
01/07/2022	Opening Balance				0.00
15/07/2022	Rollover In		75,000.00		75,000.00 DR
15/07/2022	RolloverIn Received			75,000.00	0.00 CR
30/06/2023	Closing Balance				0.00
Member Income Receivable - Contributions					
Ms Emma Hancock					
01/07/2022	Opening Balance				0.00
19/07/2022	Contribution Received			819.58	819.58 CR
19/07/2022	Employer Contribution: Department of Planning & Environmen		819.58		0.00 CR
26/07/2022	Contribution Received			837.71	837.71 CR
26/07/2022	Employer Contribution: Department of Planning & Environmen		837.71		0.00 CR
15/08/2022	Contribution Received			837.71	837.71 CR
15/08/2022	Employer Contribution: Department of Planning & Environmen		837.71		0.00 CR
31/08/2022	Contribution Received			837.71	837.71 CR
31/08/2022	QUICKSUPER QUICKSPR3287779920		837.71		0.00 CR
13/09/2022	Contribution Received			837.71	837.71 CR
13/09/2022	QUICKSUPER QUICKSPR3297645710		837.71		0.00 CR
29/09/2022	Contribution Received			929.85	929.85 CR
29/09/2022	QUICKSUPER QUICKSPR3310138323		929.85		0.00 CR

Mirraweena Super Fund
General Ledger Account Movement
For the period from 1 July 2022 to 30 June 2023

Date	Description	Quantity	Debits	Credits	Balance
Assets					
18/10/2022	Contribution Received			854.46	854.46 CR
18/10/2022	QUICKSUPER QUICKSPR3324891335		854.46		0.00 CR
28/10/2022	Contribution Received			854.46	854.46 CR
28/10/2022	QUICKSUPER QUICKSPR3333413788		854.46		0.00 CR
09/11/2022	Contribution Received			854.46	854.46 CR
09/11/2022	QUICKSUPER QUICKSPR3342025081		854.46		0.00 CR
18/11/2022	Contribution Received			854.46	854.46 CR
18/11/2022	Contribution Received			1,034.11	1,888.57 CR
18/11/2022	QUICKSUPER QUICKSPR3349308808		854.46		1,034.11 CR
18/11/2022	SuperChoice P/L PC151122-192287336		1,034.11		0.00 CR
23/12/2022	Contribution Received			1,750.04	1,750.04 CR
23/12/2022	SuperChoice P/L PC191222-193273502		1,750.04		0.00 CR
23/01/2023	Contribution Received			1,750.04	1,750.04 CR
23/01/2023	SuperChoice P/L PC180123-196906210		1,750.04		0.00 CR
27/03/2023	Contribution Received			1,750.04	1,750.04 CR
27/03/2023	Contribution Received			2,823.02	4,573.06 CR
27/03/2023	SuperChoice P/L PC200323-155816143		2,823.02		1,750.04 CR
27/03/2023	SuperChoice P/L PC220223-116207808		1,750.04		0.00 CR
28/04/2023	Contribution Received			1,750.04	1,750.04 CR
29/04/2023	Employer Contribution: OPTUS ADMINISTRATION PTY LIMIT		1,750.04		0.00 CR
22/05/2023	Contribution Received			1,750.04	1,750.04 CR
22/05/2023	Employer Contribution: OPTUS ADMINISTRATION PTY LIMIT		1,750.04		0.00 CR
21/06/2023	Contribution Received			2,656.00	2,656.00 CR
21/06/2023	Employer Contribution: OPTUS ADMINISTRATION PTY LIMIT		2,656.00		0.00 CR
30/06/2023	Closing Balance				0.00
Ms Jane Cowper					
01/07/2022	Opening Balance				0.00
16/12/2022	Contribution Received			203.60	203.60 CR
16/12/2022	Employer Contribution: RAMSAY HEALTH CARE INVESTMEI		203.60		0.00 CR
19/01/2023	Contribution Received			190.29	190.29 CR
19/01/2023	Employer Contribution: RAMSAY HEALTH CARE INVESTMEI		190.29		0.00 CR
16/03/2023	Contribution Received			159.84	159.84 CR
16/03/2023	Employer Contribution: RAMSAY HEALTH CARE INVESTMEI		159.84		0.00 CR
18/04/2023	Contribution Received			125.59	125.59 CR
18/04/2023	Employer Contribution: RAMSAY HEALTH CARE INVESTMEI		125.59		0.00 CR
16/05/2023	Contribution Received			41.86	41.86 CR
16/05/2023	Employer Contribution: RAMSAY HEALTH CARE INVESTMEI		41.86		0.00 CR
30/06/2023	Closing Balance				0.00
Other Assets - Accrued Income					
Accrued Investment Income - Interest					
Bell Direct Cash Account					
01/07/2022	Opening Balance				0.00
30/06/2023	Investment Income				0.00 CR
30/06/2023	Closing Balance				0.00
Other Assets - Current Tax Assets					
Income Tax Payable					
01/07/2022	Opening Balance				146.90 CR
01/07/2022	Fund Tax Finalisation		37,865.76		37,718.86 DR
20/06/2023	Direct Credit (ATO AT0006000017923805) - 2022 refund			37,865.76	146.90 CR
30/06/2023	Closing Balance				146.90 CR

Mirraweena Super Fund
General Ledger Account Movement
For the period from 1 July 2022 to 30 June 2023

Date	Description	Quantity	Debits	Credits	Balance
Assets					
Provision for Income Tax					
01/07/2022	Opening Balance				2,605.50 CR
01/07/2022	Fund Tax Finalisation		2,605.50		0.00 CR
30/06/2023	Tax Effect Of Income			4,114.50	4,114.50 CR
30/06/2023	Closing Balance				4,114.50 CR
Franking Credits - Shares in Listed Companies					
Australia And New Zealand Banking Group Limited					
01/07/2022	Opening Balance				956.07 DR
01/07/2022	ANZ AUD 0.72 FRANKED, 30% CTR, DRP NIL DISC, BSP		484.77		1,440.84 DR
01/07/2022	Fund Tax Finalisation			956.07	484.77 DR
15/12/2022	ANZ AUD 0.74 FRANKED, 30% CTR, DRP NIL DISC, BSP		531.53		1,016.30 DR
30/06/2023	Closing Balance				1,016.30 DR
Bank Of Queensland Limited. - Cap Note 3-Bbsw+3.40% Perp Non-Cum Red T-12-28					
01/07/2022	Opening Balance				0.00
15/03/2023	BOQPG AUD 1.4928 FRANKED, 30% CTR		159.94		159.94 DR
15/06/2023	BOQPG AUD 1.2454 FRANKED, 30% CTR		133.44		293.38 DR
30/06/2023	Closing Balance				293.38 DR
BHP Group Limited					
01/07/2022	Opening Balance				8,518.43 DR
01/07/2022	Fund Tax Finalisation			8,518.43	0.00 CR
22/09/2022	BHP USD 1.75, 1.75 FRANKED, 30% CTR, DRP NIL DISC		2,136.98		2,136.98 DR
30/03/2023	BHP USD 0.9, 0.9 FRANKED, 30% CTR, DRP NIL DISC		1,141.95		3,278.93 DR
30/06/2023	Closing Balance				3,278.93 DR
Breville Group Limited					
01/07/2022	Opening Balance				214.36 DR
01/07/2022	Fund Tax Finalisation			214.36	0.00 CR
06/10/2022	BRG AUD 0.15 FRANKED, 30% CTR, DRP SUSP		112.82		112.82 DR
27/03/2023	BRG AUD 0.15 FRANKED, 30% CTR, DRP SUSP		112.82		225.64 DR
30/06/2023	Closing Balance				225.64 DR
Commonwealth Bank Of Australia.					
01/07/2022	Opening Balance				12,640.89 DR
01/07/2022	Fund Tax Finalisation			12,640.89	0.00 CR
29/09/2022	CBA AUD 2.1 FRANKED, 30% CTR, DRP NIL DISC		938.70		938.70 DR
30/03/2023	Accrue CBA FF Dividend on 100 shares - per Bell Direct repor		90.00		1,028.70 DR
30/03/2023	CBA AUD 2.1 FRANKED, 30% CTR, DRP NIL DISC		938.70		1,967.40 DR
30/06/2023	Closing Balance				1,967.40 DR
CSL Limited					
01/07/2022	Opening Balance				9.40 DR
01/07/2022	Fund Tax Finalisation			9.40	0.00 CR
05/10/2022	CSL USD 1.18, 0.118 FRANKED, 30% CTR, 1.062 CFI, DRP :		14.77		14.77 DR
30/06/2023	Closing Balance				14.77 DR
Jb Hi-Fi Limited					
01/07/2022	Opening Balance				1,864.29 DR
01/07/2022	Fund Tax Finalisation			1,864.29	0.00 CR
30/06/2023	Closing Balance				0.00
Macquarie Bank Limited - Cap Note 3-Bbsw+2.90% Perp Non-Cum Red T-09-28					
01/07/2022	Opening Balance				84.42 DR
01/07/2022	Fund Tax Finalisation			84.42	0.00 CR
30/06/2023	Distribution - Tax Statement		38.14		38.14 DR
30/06/2023	Distribution - Tax Statement		50.04		88.18 DR
30/06/2023	Distribution - Tax Statement		54.29		142.47 DR
30/06/2023	Distribution - Tax Statement		60.24		202.71 DR
30/06/2023	Closing Balance				202.71 DR

Mirraweena Super Fund
General Ledger Account Movement
For the period from 1 July 2022 to 30 June 2023

Date	Description	Quantity	Debits	Credits	Balance
Assets					
Macquarie Group Limited					
01/07/2022	Opening Balance				639.96 DR
01/07/2022	Fund Tax Finalisation			639.96	0.00 CR
04/07/2022	MQG AUD 1.4 FRANKED, 30% CTR, 2.1 CFI, DRP 1.5% DIS		462.60		462.60 DR
13/12/2022	MQG AUD 1.2 FRANKED, 30% CTR, 1.8 CFI, DRP NIL DISC		396.51		859.11 DR
30/06/2023	Closing Balance				859.11 DR
National Australia Bank Limited					
01/07/2022	Opening Balance				709.74 DR
01/07/2022	Fund Tax Finalisation			709.74	0.00 CR
05/07/2022	NAB AUD 0.73 FRANKED, 30% CTR, DRP NIL DISC, BSP		407.97		407.97 DR
14/12/2022	NAB AUD 0.78 FRANKED, 30% CTR, DRP NIL DISC, BSP		435.91		843.88 DR
30/06/2023	Closing Balance				843.88 DR
National Australia Bank Limited - Cap Note 3-Bbsw+4.00% Perp Non-Cum Red T-06-26					
01/07/2022	Opening Balance				609.84 DR
01/07/2022	Fund Tax Finalisation			609.84	0.00 CR
19/09/2022	NABPF AUD 1.0454 FRANKED, 30% CTR		224.01		224.01 DR
19/12/2022	NABPF AUD 1.1939 FRANKED, 30% CTR		255.84		479.85 DR
17/03/2023	NABPF AUD 1.2154 FRANKED, 30% CTR		260.44		740.29 DR
19/06/2023	NABPF AUD 1.3855 FRANKED, 30% CTR		296.89		1,037.18 DR
30/06/2023	Closing Balance				1,037.18 DR
Rio Tinto Limited					
01/07/2022	Opening Balance				6,860.42 DR
01/07/2022	Fund Tax Finalisation			6,860.42	0.00 CR
22/09/2022	RIO AUD 3.837 FRANKED, 30% CTR, DRP NIL DISC		1,849.98		1,849.98 DR
20/04/2023	RIO AUD 3.2649 FRANKED, 30% CTR, DRP NIL DISC		1,574.15		3,424.13 DR
30/06/2023	Closing Balance				3,424.13 DR
Sonic Healthcare Limited					
01/07/2022	Opening Balance				319.78 DR
01/07/2022	Fund Tax Finalisation			319.78	0.00 CR
21/09/2022	SHL AUD 0.6 FRANKED, 30% CTR, DRP SUSP		253.29		253.29 DR
22/03/2023	SHL AUD 0.42 FRANKED, 30% CTR, DRP SUSP		177.30		430.59 DR
30/06/2023	Closing Balance				430.59 DR
TPG Telecom Limited.					
01/07/2022	Opening Balance				120.57 DR
01/07/2022	Fund Tax Finalisation			120.57	0.00 CR
12/10/2022	TPG AUD 0.09 FRANKED, 30% CTR		65.76		65.76 DR
13/04/2023	TPG AUD 0.09 FRANKED, 30% CTR		65.76		131.52 DR
30/06/2023	Closing Balance				131.52 DR
TPG Telecom Limited.					
01/07/2022	Opening Balance				9.12 DR
01/07/2022	Fund Tax Finalisation			9.12	0.00 CR
12/10/2022	Accrue TPG Telecom FF Dividend on 129 shares - per Bell Dir		4.98		4.98 DR
30/06/2023	Closing Balance				4.98 DR
Wam Global Limited					
01/07/2022	Opening Balance				726.72 DR
01/07/2022	Fund Tax Finalisation			726.72	0.00 CR
25/10/2022	WGB AUD 0.055 FRANKED, 30% CTR, DRP NIL DISC		394.82		394.82 DR
24/04/2023	WGB AUD 0.0575 FRANKED, 30% CTR, DRP NIL DISC		425.58		820.40 DR
30/06/2023	Closing Balance				820.40 DR

Mirraweena Super Fund
General Ledger Account Movement
For the period from 1 July 2022 to 30 June 2023

Date	Description	Quantity	Debits	Credits	Balance
Assets					
Wesfarmers Limited					
01/07/2022	Opening Balance				0.00
28/03/2023	Accrue Wesfarmers FF Div on 200 shares - per Bell Direct rep		75.43		75.43 DR
30/06/2023	Closing Balance				75.43 DR
Westpac Banking Corporation - Cap Note 3-Bbsw+3.20% Perp Non-Cum Red T-09-25					
01/07/2022	Opening Balance				491.21 DR
01/07/2022	Fund Tax Finalisation			491.21	0.00 CR
23/09/2022	WBCPH AUD 0.8716 FRANKED, 30% CTR		186.77		186.77 DR
22/12/2022	WBCPH AUD 1.0654 FRANKED, 30% CTR		228.30		415.07 DR
22/03/2023	WBCPH AUD 1.1084 FRANKED, 30% CTR		237.51		652.58 DR
22/06/2023	WBCPH AUD 1.2167 FRANKED, 30% CTR		260.72		913.30 DR
30/06/2023	Closing Balance				913.30 DR
Woodside Energy Group Ltd					
01/07/2022	Opening Balance				0.00
06/10/2022	WDS USD 1.09, 1.09 FRANKED, 30% CTR, DRP NIL DISC		241.98		241.98 DR
05/04/2023	WDS USD 1.44, 1.44 FRANKED, 30% CTR, DRP SUSP		325.93		567.91 DR
30/06/2023	Closing Balance				567.91 DR
Woolworths Group Limited					
01/07/2022	Opening Balance				5,301.06 DR
01/07/2022	Fund Tax Finalisation			5,301.06	0.00 CR
27/09/2022	WOW AUD 0.53 FRANKED, 30% CTR, DRP NIL DISC		192.16		192.16 DR
13/04/2023	WOW AUD 0.46 FRANKED, 30% CTR, DRP NIL DISC		166.78		358.94 DR
30/06/2023	Closing Balance				358.94 DR
Franking Credits - Stapled Securities					
Charter Hall Group - Stapled Securities Us Prohibited					
01/07/2022	Opening Balance				263.12 DR
01/07/2022	Fund Tax Finalisation			263.12	0.00 CR
31/08/2022	CHC AUD 0.092 FRANKED @ 30%		151.01		151.01 DR
29/12/2022	Distribution - Tax Statement		153.97		304.98 DR
30/06/2023	Closing Balance				304.98 DR
Transurban Group - Fully Paid Ordinary/Units Stapled Securities					
01/07/2022	Opening Balance				22.83 DR
01/07/2022	Fund Tax Finalisation			22.83	0.00 CR
23/08/2022	TCL AUD 0.02170156 FRANKED, 30% CTR		22.80		22.80 DR
30/06/2023	Distribution - Tax Statement		1.36		24.16 DR
30/06/2023	Closing Balance				24.16 DR
Franking Credits - Units In Listed Unit Trusts					
ETFS Morningstar Global Technology ETF - ETFS Morningstar Global Technology ETF					
01/07/2022	Opening Balance				7.46 DR
01/07/2022	Fund Tax Finalisation			7.46	0.00 CR
30/06/2023	Distribution - Tax Statement		7.61		7.61 DR
30/06/2023	Closing Balance				7.61 DR
Mcp Income Opportunities Trust - Ordinary Units Fully Paid					
01/07/2022	Opening Balance				90.83 DR
01/07/2022	Fund Tax Finalisation			90.83	0.00 CR
30/06/2023	Closing Balance				0.00
Foreign Tax Credits - Foreign Cash At Bank					
Interactive Brokers Cash Acct - USD J&E					
01/07/2022	Opening Balance				22.69 DR
01/07/2022	Fund Tax Finalisation			22.69	0.00 CR
15/02/2023	Foreign divs for year per Interactive Brokers report AUD\$878.6		130.38		130.38 DR
30/06/2023	Closing Balance				130.38 DR

Mirraweena Super Fund
General Ledger Account Movement
For the period from 1 July 2022 to 30 June 2023

Date	Description	Quantity	Debits	Credits	Balance
Assets					
Foreign Tax Credits - Units In Listed Unit Trusts					
Betashares ASIA Technology Tigers ETF - Betashares ASIA Technology Tigers ETF					
01/07/2022	Opening Balance				63.53 DR
01/07/2022	Fund Tax Finalisation			63.53	0.00 CR
30/06/2023	Closing Balance				0.00
ETFS Morningstar Global Technology ETF - ETFS Morningstar Global Technology ETF					
01/07/2022	Opening Balance				20.11 DR
01/07/2022	Fund Tax Finalisation			20.11	0.00 CR
30/06/2023	Distribution - Tax Statement		32.31		32.31 DR
30/06/2023	Closing Balance				32.31 DR
Magellan Global Fund (Open Class) (Managed Fund) - Magellan Global Fund (Open Class) (Managed Fund)					
01/07/2022	Opening Balance				45.36 DR
01/07/2022	Fund Tax Finalisation			45.36	0.00 CR
30/06/2023	Distribution - Tax Statement		0.75		0.75 DR
30/06/2023	Distribution - Tax Statement		48.03		48.78 DR
30/06/2023	Closing Balance				48.78 DR
Magellan Global Fund. - Ordinary Units Fully Paid Closed Class					
01/07/2022	Opening Balance				5.99 DR
01/07/2022	Fund Tax Finalisation			5.99	0.00 CR
30/06/2023	Closing Balance				0.00
Excessive Foreign Tax Credit Writeoff					
01/07/2022	Opening Balance				146.94 CR
01/07/2022	Fund Tax Finalisation		146.94		0.00 CR
30/06/2023	Excessive foreign tax credit written off			181.06	181.06 CR
30/06/2023	Closing Balance				181.06 CR
Other Assets - Other Taxes Refundable					
Activity Statement Payable/Refundable					
01/07/2022	Opening Balance				1,493.00 DR
02/05/2023	Fund Activity Statement			1,493.00	0.00 CR
30/06/2023	Closing Balance				0.00
GST Payable/Refundable					
01/07/2022	Opening Balance				0.79 DR
17/08/2022	PARS Fee 01Jul2022 to 30Sep2022		274.28		275.07 DR
11/11/2022	BUY 410 MACQUARIE - Bell Direct		4.97		280.04 DR
17/11/2022	PARS Fee 1Oct2022 to 31Dec2022		269.19		549.23 DR
15/02/2023	BUY 100 CBA - Bell Direct		1.70		550.93 DR
15/02/2023	BUY 200 WESFARMERS - Bell Direct		1.70		552.63 DR
15/02/2023	SELL 65 TUAS LTD - (transferred from Ords to Bells) Sold by		1.02		553.65 DR
16/02/2023	PARS Fee 1Jan2023 to 31Mar2023		282.87		836.52 DR
19/04/2023	Verus Actuaries Pty Ltd; BSB 012-263; a/c 286181627 (ZC137		7.50		844.02 DR
22/06/2023	Roach & Bruce Consulting Pty Ltd; BSB 032-024; a/c 229586		195.75		1,039.77 DR
30/06/2023	Commissions on Tnsf from AUD\$ to US\$ a/c per IB report \$3.:		0.22		1,039.99 DR
30/06/2023	Closing Balance				1,039.99 DR
Liabilities					
Other Creditors and Accruals					
Accountancy Fee					
01/07/2022	Opening Balance				0.00
22/06/2023	Roach & Bruce Consulting Pty Ltd; BSB 032-024; a/c 229586			319.00	319.00 CR
22/06/2023	Roach & Bruce Consulting Pty Ltd; BSB 032-024; a/c 229586		319.00		0.00 CR
30/06/2023	Closing Balance				0.00

Mirraweena Super Fund
General Ledger Account Movement
For the period from 1 July 2022 to 30 June 2023

Date	Description	Quantity	Debits	Credits	Balance
Liabilities					
Actuarial Fee					
01/07/2022	Opening Balance				0.00
19/04/2023	Verus Actuaries Pty Ltd; BSB 012-263; a/c 286181627 (ZC137			110.00	110.00 CR
19/04/2023	Verus Actuaries Pty Ltd; BSB 012-263; a/c 286181627 (ZC137		110.00		0.00 CR
30/06/2023	Closing Balance				0.00
Auditor Fee					
01/07/2022	Opening Balance				0.00
15/06/2023	SUPER AUDITS; BSB 015-056; a/c 387392386 (MIRRAWEEEN			440.00	440.00 CR
15/06/2023	SUPER AUDITS; BSB 015-056; a/c 387392386 (MIRRAWEEEN		440.00		0.00 CR
30/06/2023	Closing Balance				0.00
Fund Administration Fee					
01/07/2022	Opening Balance				0.00
22/06/2023	Roach & Bruce Consulting Pty Ltd; BSB 032-024; a/c 229586			2,871.00	2,871.00 CR
22/06/2023	Roach & Bruce Consulting Pty Ltd; BSB 032-024; a/c 229586		2,871.00		0.00 CR
30/06/2023	Closing Balance				0.00
Investment Management Fee					
01/07/2022	Opening Balance				0.00
17/08/2022	PARS Fee 01Jul2022 to 30Sep2022			4,022.81	4,022.81 CR
17/08/2022	PARS Fee 01Jul2022 to 30Sep2022		4,022.81		0.00 CR
17/11/2022	PARS Fee 1Oct2022 to 31Dec2022			3,948.09	3,948.09 CR
17/11/2022	PARS Fee 1Oct2022 to 31Dec2022		3,948.09		0.00 CR
16/02/2023	PARS Fee 1Jan2023 to 31Mar2023			4,148.74	4,148.74 CR
16/02/2023	PARS Fee 1Jan2023 to 31Mar2023		4,148.74		0.00 CR
22/05/2023	PARS quarterly fee			4,174.92	4,174.92 CR
22/05/2023	PARS quarterly fee		4,174.92		0.00 CR
30/06/2023	Commissions on Tnsf from AUD\$ to US\$ a/c per IB report \$3.:			3.31	3.31 CR
30/06/2023	Commissions on Tnsf from AUD\$ to US\$ a/c per IB report \$3.:		3.31		0.00 CR
30/06/2023	Closing Balance				0.00
Regulatory Fees					
01/07/2022	Opening Balance				0.00
30/01/2023	ASIC, Official Administered Receipts Account, BSB 093-003, a			90.00	90.00 CR
30/01/2023	ASIC, Official Administered Receipts Account, BSB 093-003, a		90.00		0.00 CR
30/06/2023	Closing Balance				0.00
SMSF Supervisory Levy					
01/07/2022	Opening Balance				259.00 CR
20/06/2023	SMSF Supervisory Levy		259.00		0.00 CR
30/06/2023	SMSF Supervisory Levy 2023			259.00	259.00 CR
30/06/2023	Closing Balance				259.00 CR
Member Payments					
Pensions Paid - Mr Michael Moore					
Pension Account 01.07.2019					
01/07/2022	Opening Balance				0.00
01/07/2022	Pension Drawdown - Net			543.14	543.14 CR
01/07/2022	Pension Drawdown - Paid		543.14		0.00 CR
01/08/2022	Pension Drawdown - Net			543.14	543.14 CR
01/08/2022	Pension Drawdown - Paid		543.14		0.00 CR
19/08/2022	Pension Drawdown - Net			3,394.64	3,394.64 CR
19/08/2022	Pension Drawdown - Paid		3,394.64		0.00 CR
01/09/2022	Pension Drawdown - Net			3,394.64	3,394.64 CR
01/09/2022	Pension Drawdown - Paid		3,394.64		0.00 CR
15/09/2022	Pension Drawdown - Net			2,036.79	2,036.79 CR
15/09/2022	Pension Drawdown - Paid		2,036.79		0.00 CR
17/10/2022	Pension Drawdown - Net			2,036.78	2,036.78 CR
17/10/2022	Pension Drawdown - Paid		2,036.78		0.00 CR
15/11/2022	Pension Drawdown - Net			4,110.87	4,110.87 CR
15/11/2022	Pension Drawdown - Paid		4,110.87		0.00 CR

Mirraweena Super Fund
General Ledger Account Movement
For the period from 1 July 2022 to 30 June 2023

Date	Description	Quantity	Debits	Credits	Balance
Liabilities					
15/12/2022	Pension Drawdown - Net			6,000.00	6,000.00 CR
15/12/2022	Pension Drawdown - Paid		6,000.00		0.00 CR
16/01/2023	Pension Drawdown - Net			6,000.00	6,000.00 CR
16/01/2023	Pension Drawdown - Paid		6,000.00		0.00 CR
15/02/2023	Pension Drawdown - Net			6,000.00	6,000.00 CR
15/02/2023	Pension Drawdown - Paid		6,000.00		0.00 CR
15/03/2023	Pension Drawdown - Net			6,000.00	6,000.00 CR
15/03/2023	Pension Drawdown - Paid		6,000.00		0.00 CR
13/04/2023	Pension Drawdown - Net			10,000.00	10,000.00 CR
13/04/2023	Pension Drawdown - Paid		10,000.00		0.00 CR
17/04/2023	Pension Drawdown - Net			6,000.00	6,000.00 CR
17/04/2023	Pension Drawdown - Paid		6,000.00		0.00 CR
09/05/2023	Pension Drawdown - Net			10,000.00	10,000.00 CR
09/05/2023	Pension Drawdown - Paid		10,000.00		0.00 CR
15/05/2023	Pension Drawdown - Net			6,000.00	6,000.00 CR
15/05/2023	Pension Drawdown - Paid		6,000.00		0.00 CR
18/05/2023	Pension Drawdown - Net			10,000.00	10,000.00 CR
18/05/2023	Pension Drawdown - Paid		10,000.00		0.00 CR
08/06/2023	Pension Drawdown - Net			30,000.00	30,000.00 CR
08/06/2023	Pension Drawdown - Paid		30,000.00		0.00 CR
15/06/2023	Pension Drawdown - Net			6,000.00	6,000.00 CR
15/06/2023	Pension Drawdown - Paid		6,000.00		0.00 CR
26/06/2023	Pension Drawdown - Net			15,000.00	15,000.00 CR
26/06/2023	Pension Drawdown - Paid		15,000.00		0.00 CR
30/06/2023	Closing Balance				0.00
Pension Account 01.07.2021					
01/07/2022	Opening Balance				0.00
01/07/2022	Pension Drawdown - Net			461.16	461.16 CR
01/07/2022	Pension Drawdown - Paid		461.16		0.00 CR
01/08/2022	Pension Drawdown - Net			461.16	461.16 CR
01/08/2022	Pension Drawdown - Paid		461.16		0.00 CR
19/08/2022	Pension Drawdown - Net			2,882.29	2,882.29 CR
19/08/2022	Pension Drawdown - Paid		2,882.29		0.00 CR
01/09/2022	Pension Drawdown - Net			2,882.30	2,882.30 CR
01/09/2022	Pension Drawdown - Paid		2,882.30		0.00 CR
15/09/2022	Pension Drawdown - Net			1,729.38	1,729.38 CR
15/09/2022	Pension Drawdown - Paid		1,729.38		0.00 CR
17/10/2022	Pension Drawdown - Net			1,729.37	1,729.37 CR
17/10/2022	Pension Drawdown - Paid		1,729.37		0.00 CR
15/11/2022	Pension Drawdown - Net			824.34	824.34 CR
15/11/2022	Pension Drawdown - Paid		824.34		0.00 CR
30/06/2023	Closing Balance				0.00
Pensions Paid - Ms Jane Cowper					
Pension Account 01.07.20					
01/07/2022	Opening Balance				0.00
01/07/2022	Pension Drawdown - Net			373.31	373.31 CR
01/07/2022	Pension Drawdown - Paid		373.31		0.00 CR
01/08/2022	Pension Drawdown - Net			373.31	373.31 CR
01/08/2022	Pension Drawdown - Paid		373.31		0.00 CR
19/08/2022	Pension Drawdown - Net			2,333.16	2,333.16 CR
19/08/2022	Pension Drawdown - Paid		2,333.16		0.00 CR
01/09/2022	Pension Drawdown - Net			2,333.15	2,333.15 CR
01/09/2022	Pension Drawdown - Paid		2,333.15		0.00 CR
15/09/2022	Pension Drawdown - Net			1,399.89	1,399.89 CR
15/09/2022	Pension Drawdown - Paid		1,399.89		0.00 CR
17/10/2022	Pension Drawdown - Net			1,399.90	1,399.90 CR
17/10/2022	Pension Drawdown - Paid		1,399.90		0.00 CR
15/11/2022	Pension Drawdown - Net			667.28	667.28 CR

Mirraweena Super Fund
General Ledger Account Movement
For the period from 1 July 2022 to 30 June 2023

Date	Description	Quantity	Debits	Credits	Balance
Liabilities					
15/11/2022	Pension Drawdown - Paid		667.28		0.00 CR
30/06/2023	Closing Balance				0.00
Pension Account 01.07.2021					
01/07/2022	Opening Balance				0.00
01/07/2022	Pension Drawdown - Net			222.39	222.39 CR
01/07/2022	Pension Drawdown - Paid		222.39		0.00 CR
01/08/2022	Pension Drawdown - Net			222.39	222.39 CR
01/08/2022	Pension Drawdown - Paid		222.39		0.00 CR
19/08/2022	Pension Drawdown - Net			1,389.91	1,389.91 CR
19/08/2022	Pension Drawdown - Paid		1,389.91		0.00 CR
01/09/2022	Pension Drawdown - Net			1,389.91	1,389.91 CR
01/09/2022	Pension Drawdown - Paid		1,389.91		0.00 CR
15/09/2022	Pension Drawdown - Net			833.94	833.94 CR
15/09/2022	Pension Drawdown - Paid		833.94		0.00 CR
17/10/2022	Pension Drawdown - Net			833.95	833.95 CR
17/10/2022	Pension Drawdown - Paid		833.95		0.00 CR
15/11/2022	Pension Drawdown - Net			397.51	397.51 CR
15/11/2022	Pension Drawdown - Paid		397.51		0.00 CR
30/06/2023	Closing Balance				0.00
Insurance Premiums - Ms Emma Hancock					
Accumulation					
01/07/2022	Opening Balance				0.00
17/05/2023	Clearview			4,907.87	4,907.87 CR
17/05/2023	Insurance Premium Paid		4,907.87		0.00 CR
30/06/2023	Closing Balance				0.00
Income Tax Suspense					
01/07/2022	Opening Balance				0.00
20/06/2023	Direct Credit (ATO AT0006000017923805) - 2022 refund			37,894.48	37,894.48 CR
20/06/2023	Direct Credit (ATO AT0006000017923805) - 2022 refund		37,894.48		0.00 CR
30/06/2023	Closing Balance				0.00
Fund Suspense					
Bell Direct Cash Account					
01/07/2022	Opening Balance				0.00
22/07/2022	BPay - Transfer from Macquarie			75,000.00	75,000.00 CR
22/07/2022	BPay - Transfer from Macquarie		75,000.00		0.00 CR
22/07/2022	SELL 129 TPG			590.01	590.01 CR
22/07/2022	SELL 129 TPG		590.01		0.00 CR
22/07/2022	SELL 445 BETASHARES US DOLLAR ETF			6,197.20	6,197.20 CR
22/07/2022	SELL 445 BETASHARES US DOLLAR ETF		6,197.20		0.00 CR
31/10/2022	Interest received			11.07	11.07 CR
31/10/2022	Interest received		11.07		0.00 CR
11/11/2022	BUY 410 MACQUARIE			73,007.83	73,007.83 CR
11/11/2022	BUY 410 MACQUARIE		73,007.83		0.00 CR
30/11/2022	Interest received			9.39	9.39 CR
30/11/2022	Interest received		9.39		0.00 CR
31/12/2022	Interest received			0.87	0.87 CR
31/12/2022	Interest received		0.87		0.00 CR
31/01/2023	Interest received			0.93	0.93 CR
31/01/2023	Interest received		0.93		0.00 CR
15/02/2023	BPay received			25,000.00	25,000.00 CR
15/02/2023	BPay received		25,000.00		0.00 CR
15/02/2023	BUY 100 CBA			10,554.17	10,554.17 CR
15/02/2023	BUY 100 CBA		10,554.17		0.00 CR
15/02/2023	BUY 200 WESFARMERS			10,075.00	10,075.00 CR
15/02/2023	BUY 200 WESFARMERS		10,075.00		0.00 CR
15/02/2023	SELL 65 TUAS LTD			64.62	64.62 CR

Mirraweena Super Fund
General Ledger Account Movement
For the period from 1 July 2022 to 30 June 2023

Date	Description	Quantity	Debits	Credits	Balance
Liabilities					
15/02/2023	SELL 65 TUAS LTD		64.62		0.00 CR
28/02/2023	Interest received			4.56	4.56 CR
28/02/2023	Interest received		4.56		0.00 CR
31/03/2023	Interest received			9.81	9.81 CR
31/03/2023	Interest received		9.81		0.00 CR
30/04/2023	Interest received			9.90	9.90 CR
30/04/2023	Interest received		9.90		0.00 CR
31/05/2023	Interest received			11.72	11.72 CR
31/05/2023	Interest received		11.72		0.00 CR
30/06/2023	Interest received			12.84	12.84 CR
30/06/2023	Interest received		12.84		0.00 CR
30/06/2023	Closing Balance				0.00
Interactive Brokers Cash Acct - AUD J&E					
01/07/2022	Opening Balance				0.00
21/07/2022	Transfer from Macquarie			75,000.00	75,000.00 CR
21/07/2022	Transfer from Macquarie	75,000.00			0.00 CR
01/11/2022	AUD\$ Cost of US\$68,472.95 (net of comm.) in IB US\$ a/c (4 t			98,143.62	98,143.62 CR
01/11/2022	AUD\$ Cost of US\$68,472.95 (net of comm.) in IB US\$ a/c (4 t	98,143.62			0.00 CR
14/02/2023	Transfer from Macquarie			25,000.00	25,000.00 CR
14/02/2023	Transfer from Macquarie	25,000.00			0.00 CR
30/06/2023	AUD Credit Interest for year			20.05	20.05 CR
30/06/2023	AUD Credit Interest for year	20.05			0.00 CR
30/06/2023	Commissions on Tnsf from AUD\$ to US\$ a/c per IB report \$3.:			3.31	3.31 CR
30/06/2023	Commissions on Tnsf from AUD\$ to US\$ a/c per IB report \$3.:	3.31			0.00 CR
30/06/2023	Closing Balance				0.00
Interactive Brokers Cash Acct - USD J&E					
01/07/2022	Opening Balance				0.00
01/07/2022	Interest on US\$ acc for year per Int. Brokers reports			691.07	691.07 CR
01/07/2022	Interest on US\$ acc for year per Int. Brokers reports	691.07			0.00 CR
28/07/2022	Sell 21 Amex (AXP)			4,563.18	4,563.18 CR
28/07/2022	Sell 21 Amex (AXP)	4,563.18			0.00 CR
28/07/2022	Sell 25 Wells Fargo (WFC)			1,558.70	1,558.70 CR
28/07/2022	Sell 25 Wells Fargo (WFC)	1,558.70			0.00 CR
28/07/2022	Sell 52 Bank of America (BAC)			2,487.75	2,487.75 CR
28/07/2022	Sell 52 Bank of America (BAC)	2,487.75			0.00 CR
01/11/2022	Transfers totalling AUD\$98,143.6176 for the year from IB AUD			98,143.62	98,143.62 CR
01/11/2022	Transfers totalling AUD\$98,143.6176 for the year from IB AUD	98,143.62			0.00 CR
15/11/2022	Buy 100 Brookfield (BEP)			4,528.08	4,528.08 CR
15/11/2022	Buy 100 Brookfield (BEP)	4,528.08			0.00 CR
15/11/2022	Buy 200 Citigroup (C)			14,876.05	14,876.05 CR
15/11/2022	Buy 200 Citigroup (C)	14,876.05			0.00 CR
15/11/2022	Buy 30 Microsoft (MSFT)			10,843.34	10,843.34 CR
15/11/2022	Buy 30 Microsoft (MSFT)	10,843.34			0.00 CR
15/11/2022	Buy 50 Amazon (AMZN)			7,368.58	7,368.58 CR
15/11/2022	Buy 50 Amazon (AMZN)	7,368.58			0.00 CR
15/11/2022	Buy 80 Alphabet (aka Google) (GOOG) - Class C			11,417.26	11,417.26 CR
15/11/2022	Buy 80 Alphabet (aka Google) (GOOG) - Class C	11,417.26			0.00 CR
15/02/2023	Buy 150 Nextera Energy (NEE)			16,299.91	16,299.91 CR
15/02/2023	Buy 150 Nextera Energy (NEE)	16,299.91			0.00 CR
15/02/2023	Buy 50 Amgen Inc (AMGN)			17,527.02	17,527.02 CR
15/02/2023	Buy 50 Amgen Inc (AMGN)	17,527.02			0.00 CR
15/02/2023	Dividends for the year per IB annual report (treat as 15-2-23 tc			878.96	878.96 CR
15/02/2023	Dividends for the year per IB annual report (treat as 15-2-23 tc	130.38			748.58 CR
15/02/2023	Dividends for the year per IB annual report (treat as 15-2-23 tc	748.58			0.00 CR
15/02/2023	Withholding Tax for year per IB annual report (treat as 15-2-23			130.38	130.38 CR
15/02/2023	Withholding Tax for year per IB annual report (treat as 15-2-23	130.38			0.00 CR
16/02/2023	Buy 150 Alphabet (aka Google) (GOOG) - Class C			20,537.05	20,537.05 CR
16/02/2023	Buy 150 Alphabet (aka Google) (GOOG) - Class C	20,537.05			0.00 CR
16/02/2023	Buy 50 Amazon (AMZN)			7,156.17	7,156.17 CR

Mirraweena Super Fund
General Ledger Account Movement
For the period from 1 July 2022 to 30 June 2023

Date	Description	Quantity	Debits	Credits	Balance
Liabilities					
16/02/2023	Buy 50 Amazon (AMZN)		7,156.17		0.00 CR
30/06/2023	Closing Balance				0.00
Macquarie Bank CMA 964055388 J&E					
01/07/2022	Opening Balance				0.00
15/07/2022	Rollover			75,000.00	75,000.00 CR
15/07/2022	Rollover	75,000.00			0.00 CR
19/07/2022	Quicksuper			819.58	819.58 CR
19/07/2022	Quicksuper	819.58			0.00 CR
21/07/2022	To Bell Potter	75,000.00			75,000.00 DR
21/07/2022	To interactive brokers			75,000.00	0.00 CR
21/07/2022	To interactive brokers	75,000.00			75,000.00 DR
22/07/2022	To Bell Potter			75,000.00	0.00 CR
26/07/2022	Quicksuper			837.71	837.71 CR
26/07/2022	Quicksuper	837.71			0.00 CR
29/07/2022	Interest			33.15	33.15 CR
29/07/2022	Interest	33.15			0.00 CR
15/08/2022	Quicksuper			837.71	837.71 CR
15/08/2022	Quicksuper	837.71			0.00 CR
31/08/2022	MACQUARIE CMA INTEREST PAID			29.76	29.76 CR
31/08/2022	MACQUARIE CMA INTEREST PAID	29.76			0.00 CR
31/08/2022	QUICKSUPER QUICKSPR3287779920			837.71	837.71 CR
31/08/2022	QUICKSUPER QUICKSPR3287779920	837.71			0.00 CR
13/09/2022	QUICKSUPER QUICKSPR3297645710			837.71	837.71 CR
13/09/2022	QUICKSUPER QUICKSPR3297645710	837.71			0.00 CR
29/09/2022	QUICKSUPER QUICKSPR3310138323			929.85	929.85 CR
29/09/2022	QUICKSUPER QUICKSPR3310138323	929.85			0.00 CR
30/09/2022	MACQUARIE CMA INTEREST PAID			40.64	40.64 CR
30/09/2022	MACQUARIE CMA INTEREST PAID	40.64			0.00 CR
18/10/2022	QUICKSUPER QUICKSPR3324891335			854.46	854.46 CR
18/10/2022	QUICKSUPER QUICKSPR3324891335	854.46			0.00 CR
28/10/2022	QUICKSUPER QUICKSPR3333413788			854.46	854.46 CR
28/10/2022	QUICKSUPER QUICKSPR3333413788	854.46			0.00 CR
31/10/2022	MACQUARIE CMA INTEREST PAID			56.66	56.66 CR
31/10/2022	MACQUARIE CMA INTEREST PAID	56.66			0.00 CR
09/11/2022	QUICKSUPER QUICKSPR3342025081			854.46	854.46 CR
09/11/2022	QUICKSUPER QUICKSPR3342025081	854.46			0.00 CR
18/11/2022	QUICKSUPER QUICKSPR3349308808			854.46	854.46 CR
18/11/2022	QUICKSUPER QUICKSPR3349308808	854.46			0.00 CR
18/11/2022	SuperChoice P/L PC151122-192287336			1,034.11	1,034.11 CR
18/11/2022	SuperChoice P/L PC151122-192287336	1,034.11			0.00 CR
30/11/2022	MACQUARIE CMA INTEREST PAID			67.45	67.45 CR
30/11/2022	MACQUARIE CMA INTEREST PAID	67.45			0.00 CR
23/12/2022	SuperChoice P/L PC191222-193273502			1,750.04	1,750.04 CR
23/12/2022	SuperChoice P/L PC191222-193273502	1,750.04			0.00 CR
30/12/2022	MACQUARIE CMA INTEREST PAID			80.60	80.60 CR
30/12/2022	MACQUARIE CMA INTEREST PAID	80.60			0.00 CR
23/01/2023	SuperChoice P/L PC180123-196906210			1,750.04	1,750.04 CR
23/01/2023	SuperChoice P/L PC180123-196906210	1,750.04			0.00 CR
31/01/2023	MACQUARIE CMA INTEREST PAID			94.98	94.98 CR
31/01/2023	MACQUARIE CMA INTEREST PAID	94.98			0.00 CR
14/02/2023	BPAY TO BELL POTTER CAPITAL.		25,000.00		25,000.00 DR
14/02/2023	TRANSACT FUNDS TFR TO INTERACTIVE BROKER			25,000.00	0.00 CR
14/02/2023	TRANSACT FUNDS TFR TO INTERACTIVE BROKER	25,000.00			25,000.00 DR
15/02/2023	BPAY TO BELL POTTER CAPITAL.			25,000.00	0.00 CR
27/03/2023	SuperChoice P/L PC200323-155816143			2,823.02	2,823.02 CR
27/03/2023	SuperChoice P/L PC200323-155816143	2,823.02			0.00 CR
27/03/2023	SuperChoice P/L PC220223-116207808			1,750.04	1,750.04 CR
27/03/2023	SuperChoice P/L PC220223-116207808	1,750.04			0.00 CR
31/03/2023	MACQUARIE CMA INTEREST PAID			14.17	14.17 CR

Mirraweena Super Fund
General Ledger Account Movement
For the period from 1 July 2022 to 30 June 2023

Date	Description	Quantity	Debits	Credits	Balance
Liabilities					
31/03/2023	MACQUARIE CMA INTEREST PAID			44.66	58.83 CR
31/03/2023	MACQUARIE CMA INTEREST PAID		14.17		44.66 CR
31/03/2023	MACQUARIE CMA INTEREST PAID		44.66		0.00 CR
28/04/2023	MACQUARIE CMA INTEREST PAID			17.47	17.47 CR
28/04/2023	MACQUARIE CMA INTEREST PAID		17.47		0.00 CR
28/04/2023	Superchoice			1,750.04	1,750.04 CR
28/04/2023	Superchoice		1,750.04		0.00 CR
17/05/2023	Clearview			4,907.87	4,907.87 CR
17/05/2023	Clearview		4,907.87		0.00 CR
22/05/2023	Superchoice			1,750.04	1,750.04 CR
22/05/2023	Superchoice		1,750.04		0.00 CR
31/05/2023	Interest			21.44	21.44 CR
31/05/2023	Interest		21.44		0.00 CR
21/06/2023	Superchoice			2,656.00	2,656.00 CR
21/06/2023	Superchoice		2,656.00		0.00 CR
30/06/2023	Interest			20.44	20.44 CR
30/06/2023	Interest		20.44		0.00 CR
30/06/2023	Closing Balance				0.00
Ord Minnett - CMT Account					
01/07/2022	Opening Balance				0.00
01/07/2022	Direct Credit (ANZ DIVIDEND A073/00636054)			1,131.12	1,131.12 CR
01/07/2022	Direct Credit (ANZ DIVIDEND A073/00636054)		1,131.12		0.00 CR
01/07/2022	Ms Jane Helen Cowper and Mr Michael John Moore, 032-847,			1,600.00	1,600.00 CR
01/07/2022	Ms Jane Helen Cowper and Mr Michael John Moore, 032-847,		1,600.00		0.00 CR
04/07/2022	Direct Credit (MQG FNL DIV 001277453778)			2,698.50	2,698.50 CR
04/07/2022	Direct Credit (MQG FNL DIV 001277453778)		2,698.50		0.00 CR
05/07/2022	Direct Credit (NAB INTERIM DIV DV231/01056977)			951.92	951.92 CR
05/07/2022	Direct Credit (NAB INTERIM DIV DV231/01056977)		951.92		0.00 CR
05/07/2022	Direct Credit (QUBE INTEREST JUL22/00801296)			309.54	309.54 CR
05/07/2022	Direct Credit (QUBE INTEREST JUL22/00801296)		309.54		0.00 CR
08/07/2022	Direct Credit (MCP INCOME OPP T Ref: 2591374)			418.28	418.28 CR
08/07/2022	Direct Credit (MCP INCOME OPP T Ref: 2591374)		418.28		0.00 CR
08/07/2022	Direct Credit (MCP MASTER INCOM Ref: 2607626)			665.46	665.46 CR
08/07/2022	Direct Credit (MCP MASTER INCOM Ref: 2607626)		665.46		0.00 CR
15/07/2022	Direct Credit (TECH PAYMENT JUL22/00802363)			1,242.43	1,242.43 CR
15/07/2022	Direct Credit (TECH PAYMENT JUL22/00802363)		1,242.43		0.00 CR
18/07/2022	Direct Credit (ASIA DST JUN 001279139818)			212.03	212.03 CR
18/07/2022	Direct Credit (ASIA DST JUN 001279139818)		212.03		0.00 CR
21/07/2022	Direct Credit (MAGELLAN MAGELLAN0003046537)			464.87	464.87 CR
21/07/2022	Direct Credit (MAGELLAN MAGELLAN0003046537)		464.87		0.00 CR
21/07/2022	Direct Credit (MHHT Redemp/ Dis Ref: 2635890)			446.24	446.24 CR
21/07/2022	Direct Credit (MHHT Redemp/ Dis Ref: 2635890)		446.24		0.00 CR
01/08/2022	Ms Jane Helen Cowper and Mr Michael John Moore, 032-847,			1,600.00	1,600.00 CR
01/08/2022	Ms Jane Helen Cowper and Mr Michael John Moore, 032-847,		1,600.00		0.00 CR
08/08/2022	Direct Credit (MCP INCOME OPP T Ref: 2698117)			350.35	350.35 CR
08/08/2022	Direct Credit (MCP INCOME OPP T Ref: 2698117)		350.35		0.00 CR
08/08/2022	Direct Credit (MCP MASTER INCOM Ref: 2691634)			643.28	643.28 CR
08/08/2022	Direct Credit (MCP MASTER INCOM Ref: 2691634)		643.28		0.00 CR
12/08/2022	Direct Credit (CLW DST 001279975223)			890.42	890.42 CR
12/08/2022	Direct Credit (CLW DST 001279975223)		890.42		0.00 CR
12/08/2022	Transferred to A/C 1637970 - WITHDRAWAL			1,984.50	1,984.50 CR
12/08/2022	Transferred to A/C 1637970 - WITHDRAWAL		1,984.50		0.00 CR
17/08/2022	PARS Fee 01Jul2022 to 30Sep2022			4,022.81	4,022.81 CR
17/08/2022	PARS Fee 01Jul2022 to 30Sep2022		4,022.81		0.00 CR
19/08/2022	Mirraweena Pty Ltd ATF Mirraweena Super Fund, BSB 112-87			10,000.00	10,000.00 CR
19/08/2022	Mirraweena Pty Ltd ATF Mirraweena Super Fund, BSB 112-87		10,000.00		0.00 CR
23/08/2022	Direct Credit (TCL DIV/DIST AUF22/00848338)			691.60	691.60 CR
23/08/2022	Direct Credit (TCL DIV/DIST AUF22/00848338)		53.20		638.40 CR
23/08/2022	Direct Credit (TCL DIV/DIST AUF22/00848338)		638.40		0.00 CR

Mirraweena Super Fund
General Ledger Account Movement
For the period from 1 July 2022 to 30 June 2023

Date	Description	Quantity	Debits	Credits	Balance
Liabilities					
31/08/2022	Direct Credit (CHC DST 001281284189)			784.00	784.00 CR
31/08/2022	Direct Credit (CHC DST 001281284189)		352.36		431.64 CR
31/08/2022	Direct Credit (CHC DST 001281284189)		431.64		0.00 CR
01/09/2022	Mirraweena Pty Ltd ATF Mirraweena Super Fund, BSB 112-87			10,000.00	10,000.00 CR
01/09/2022	Mirraweena Pty Ltd ATF Mirraweena Super Fund, BSB 112-87		10,000.00		0.00 CR
07/09/2022	Direct Credit (MBLPD DST 001281187024)			222.45	222.45 CR
07/09/2022	Direct Credit (MBLPD DST 001281187024)		222.45		0.00 CR
08/09/2022	Direct Credit (MCP INCOME OPP T Ref: 2751957)			457.60	457.60 CR
08/09/2022	Direct Credit (MCP INCOME OPP T Ref: 2751957)		457.60		0.00 CR
08/09/2022	Direct Credit (MCP MASTER INCOM Ref: 2767785)			820.73	820.73 CR
08/09/2022	Direct Credit (MCP MASTER INCOM Ref: 2767785)		820.73		0.00 CR
14/09/2022	Transferred from A/C 1637970 - SELL 200 NABPE			20,093.10	20,093.10 CR
14/09/2022	Transferred from A/C 1637970 - SELL 200 NABPE		20,093.10		0.00 CR
15/09/2022	Mirraweena Pty Ltd ATF Mirraweena Super Fund, 112-879, a/c			6,000.00	6,000.00 CR
15/09/2022	Mirraweena Pty Ltd ATF Mirraweena Super Fund, 112-879, a/c		6,000.00		0.00 CR
19/09/2022	Direct Credit (NABPF SEP DIS PF231/00807290)			522.70	522.70 CR
19/09/2022	Direct Credit (NABPF SEP DIS PF231/00807290)		522.70		0.00 CR
20/09/2022	Direct Credit (NABPE SEP PE231/00803811)			502.55	502.55 CR
20/09/2022	Direct Credit (NABPE SEP PE231/00803811)		502.55		0.00 CR
21/09/2022	Direct Credit (RIO TINTO LTD AUI22/00161366)			4,316.63	4,316.63 CR
21/09/2022	Direct Credit (RIO TINTO LTD AUI22/00161366)		4,316.63		0.00 CR
21/09/2022	Direct Credit (SONIC HEALTHCARE FIN22/00836821)			591.00	591.00 CR
21/09/2022	Direct Credit (SONIC HEALTHCARE FIN22/00836821)		591.00		0.00 CR
23/09/2022	Direct Credit (BHP GROUP DIV AF386/00396894)			4,986.29	4,986.29 CR
23/09/2022	Direct Credit (BHP GROUP DIV AF386/00396894)		4,986.29		0.00 CR
23/09/2022	Direct Credit (WBCPH DST 001284622604)			435.80	435.80 CR
23/09/2022	Direct Credit (WBCPH DST 001284622604)		435.80		0.00 CR
26/09/2022	Transferred from A/C 1637970 - SELL 2665 ASIA			17,518.76	17,518.76 CR
26/09/2022	Transferred from A/C 1637970 - SELL 2665 ASIA		17,518.76		0.00 CR
27/09/2022	Direct Credit (WOW FNL DIV 001283440089)			448.38	448.38 CR
27/09/2022	Direct Credit (WOW FNL DIV 001283440089)		448.38		0.00 CR
29/09/2022	Direct Credit (CBA FNL DIV 001280841721)			2,190.30	2,190.30 CR
29/09/2022	Direct Credit (CBA FNL DIV 001280841721)		2,190.30		0.00 CR
30/09/2022	Interest			46.24	46.24 CR
30/09/2022	Interest		46.24		0.00 CR
05/10/2022	Direct Credit (CSL LTD DIVIDEND AUF22/01001117)			344.63	344.63 CR
05/10/2022	Direct Credit (CSL LTD DIVIDEND AUF22/01001117)		344.63		0.00 CR
05/10/2022	Direct Credit (QUBE INTEREST OCT22/00801276)			435.84	435.84 CR
05/10/2022	Direct Credit (QUBE INTEREST OCT22/00801276)		435.84		0.00 CR
06/10/2022	Direct Credit (Breville DIV S00039593335)			263.25	263.25 CR
06/10/2022	Direct Credit (Breville DIV S00039593335)		263.25		0.00 CR
06/10/2022	Direct Credit (WOODSIDE INT22/00864115)			564.63	564.63 CR
06/10/2022	Direct Credit (WOODSIDE INT22/00864115)		564.63		0.00 CR
11/10/2022	Direct Credit (MCP INCOME OPP T cm-42566)			446.88	446.88 CR
11/10/2022	Direct Credit (MCP INCOME OPP T cm-42566)		446.88		0.00 CR
11/10/2022	Direct Credit (MCP MASTER INCOM cm-25201)			776.37	776.37 CR
11/10/2022	Direct Credit (MCP MASTER INCOM cm-25201)		776.37		0.00 CR
12/10/2022	Direct Credit (TPG TELECOM LTD OCT22/00809510)			153.45	153.45 CR
12/10/2022	Direct Credit (TPG TELECOM LTD OCT22/00809510)		153.45		0.00 CR
17/10/2022	Mirraweena Pty Ltd ATF Mirraweena Super Fund, 112-879, a/c			6,000.00	6,000.00 CR
17/10/2022	Mirraweena Pty Ltd ATF Mirraweena Super Fund, 112-879, a/c		6,000.00		0.00 CR
08/11/2022	Direct Credit (MCP INCOME OPP T cm-85764)			504.08	504.08 CR
08/11/2022	Direct Credit (MCP INCOME OPP T cm-85764)		504.08		0.00 CR
08/11/2022	Direct Credit (MCP MASTER INCOM cm-97687)			931.64	931.64 CR
08/11/2022	Direct Credit (MCP MASTER INCOM cm-97687)		931.64		0.00 CR
09/11/2022	Transferred to A/C 1637970 - BUY 250 BOQZZ			25,000.00	25,000.00 CR
09/11/2022	Transferred to A/C 1637970 - BUY 250 BOQZZ		25,000.00		0.00 CR
11/11/2022	Direct Credit (CLW DST 001285397247)			816.90	816.90 CR
11/11/2022	Direct Credit (CLW DST 001285397247)		816.90		0.00 CR

Mirraweena Super Fund
General Ledger Account Movement
For the period from 1 July 2022 to 30 June 2023

Date	Description	Quantity	Debits	Credits	Balance
Liabilities					
15/11/2022	Mirraweena Pty Ltd ATF Mirraweena Super Fund, 112-879, a/c			6,000.00	6,000.00 CR
15/11/2022	Mirraweena Pty Ltd ATF Mirraweena Super Fund, 112-879, a/c		6,000.00		0.00 CR
17/11/2022	PARS Fee 1Oct2022 to 31Dec2022			3,948.09	3,948.09 CR
17/11/2022	PARS Fee 1Oct2022 to 31Dec2022		3,948.09		0.00 CR
07/12/2022	Direct Credit (MBLPD DST 001286733560)			291.87	291.87 CR
07/12/2022	Direct Credit (MBLPD DST 001286733560)		291.87		0.00 CR
08/12/2022	Direct Credit (MCP INCOME OPP T cm-154944)			471.90	471.90 CR
08/12/2022	Direct Credit (MCP INCOME OPP T cm-154944)		471.90		0.00 CR
08/12/2022	Direct Credit (MCP MASTER INCOM cm-166873)			946.43	946.43 CR
08/12/2022	Direct Credit (MCP MASTER INCOM cm-166873)		946.43		0.00 CR
13/12/2022	Direct Credit (MQG ITM DIV 001285950829)			2,313.00	2,313.00 CR
13/12/2022	Direct Credit (MQG ITM DIV 001285950829)		2,313.00		0.00 CR
14/12/2022	Direct Credit (NAB FINAL DIV DV232/00553153)			1,017.12	1,017.12 CR
14/12/2022	Direct Credit (NAB FINAL DIV DV232/00553153)		1,017.12		0.00 CR
15/12/2022	Direct Credit (ANZ DIVIDEND A074/00634751)			1,240.24	1,240.24 CR
15/12/2022	Direct Credit (ANZ DIVIDEND A074/00634751)		1,240.24		0.00 CR
15/12/2022	Mirraweena Pty Ltd ATF Mirraweena Super Fund, 112-879, a/c			6,000.00	6,000.00 CR
15/12/2022	Mirraweena Pty Ltd ATF Mirraweena Super Fund, 112-879, a/c		6,000.00		0.00 CR
16/12/2022	Direct Credit (QUICKSUPER QUICKSPR3370261882)			203.60	203.60 CR
16/12/2022	Direct Credit (QUICKSUPER QUICKSPR3370261882)		203.60		0.00 CR
19/12/2022	Direct Credit (NABPF DEC DIS PF232/00807305)			596.95	596.95 CR
19/12/2022	Direct Credit (NABPF DEC DIS PF232/00807305)		596.95		0.00 CR
20/12/2022	Direct Credit (NABPE DEC PE232/00803860)			371.85	371.85 CR
20/12/2022	Direct Credit (NABPE DEC PE232/00803860)		371.85		0.00 CR
22/12/2022	Direct Credit (WBCH DST 001287830524)			532.70	532.70 CR
22/12/2022	Direct Credit (WBCH DST 001287830524)		532.70		0.00 CR
31/12/2022	Interest			148.17	148.17 CR
31/12/2022	Interest		148.17		0.00 CR
05/01/2023	Direct Credit (QUBE INTEREST JAN23/00801252)			510.09	510.09 CR
05/01/2023	Direct Credit (QUBE INTEREST JAN23/00801252)		510.09		0.00 CR
10/01/2023	Direct Credit (MCP INCOME OPP T cm-249401)			561.28	561.28 CR
10/01/2023	Direct Credit (MCP INCOME OPP T cm-249401)		561.28		0.00 CR
10/01/2023	Direct Credit (MCP MASTER INCOM cm-261354)			998.19	998.19 CR
10/01/2023	Direct Credit (MCP MASTER INCOM cm-261354)		998.19		0.00 CR
16/01/2023	Mirraweena Pty Ltd ATF Mirraweena Super Fund, 112-879, a/c			6,000.00	6,000.00 CR
16/01/2023	Mirraweena Pty Ltd ATF Mirraweena Super Fund, 112-879, a/c		6,000.00		0.00 CR
18/01/2023	Direct Credit (MAGELLAN MAGELLAN0003399225)			464.87	464.87 CR
18/01/2023	Direct Credit (MAGELLAN MAGELLAN0003399225)		464.87		0.00 CR
18/01/2023	Direct Credit (MHHT Redemp/ Dis cm-293642)			442.62	442.62 CR
18/01/2023	Direct Credit (MHHT Redemp/ Dis cm-293642)		442.62		0.00 CR
19/01/2023	Direct Credit (QUICKSUPER QUICKSPR3391652308)			190.29	190.29 CR
19/01/2023	Direct Credit (QUICKSUPER QUICKSPR3391652308)		190.29		0.00 CR
30/01/2023	ASIC, Official Administered Receipts Account, BSB 093-003, z			90.00	90.00 CR
30/01/2023	ASIC, Official Administered Receipts Account, BSB 093-003, z		90.00		0.00 CR
08/02/2023	Direct Credit (MCP INCOME OPP T cm-351799)			579.15	579.15 CR
08/02/2023	Direct Credit (MCP INCOME OPP T cm-351799)		579.15		0.00 CR
08/02/2023	Direct Credit (MCP MASTER INCOM cm-345132)			1,064.74	1,064.74 CR
08/02/2023	Direct Credit (MCP MASTER INCOM cm-345132)		1,064.74		0.00 CR
13/02/2023	Direct Credit (TCL DISTRIBUTION AUI23/00847382)			704.90	704.90 CR
13/02/2023	Direct Credit (TCL DISTRIBUTION AUI23/00847382)		704.90		0.00 CR
14/02/2023	Direct Credit (CLW DST 001289346711)			816.90	816.90 CR
14/02/2023	Direct Credit (CLW DST 001289346711)		816.90		0.00 CR
15/02/2023	Mirraweena Pty Ltd ATF Mirraweena Super Fund, 112-879, a/c			6,000.00	6,000.00 CR
15/02/2023	Mirraweena Pty Ltd ATF Mirraweena Super Fund, 112-879, a/c		6,000.00		0.00 CR
16/02/2023	PARS Fee 1Jan2023 to 31Mar2023			4,148.74	4,148.74 CR
16/02/2023	PARS Fee 1Jan2023 to 31Mar2023		4,148.74		0.00 CR
28/02/2023	Direct Credit (CHC DST 001289716140)			798.17	798.17 CR
28/02/2023	Direct Credit (CHC DST 001289716140)		798.17		0.00 CR
07/03/2023	Direct Credit (MBLPD DST 001290143031)			316.70	316.70 CR

Mirraweena Super Fund
General Ledger Account Movement
For the period from 1 July 2022 to 30 June 2023

Date	Description	Quantity	Debits	Credits	Balance
Liabilities					
07/03/2023	Direct Credit (MBLPD DST 001290143031)		316.70		0.00 CR
08/03/2023	Direct Credit (MCP INCOME OPP T cm-434163)			496.93	496.93 CR
08/03/2023	Direct Credit (MCP INCOME OPP T cm-434163)		496.93		0.00 CR
08/03/2023	Direct Credit (MCP MASTER INCOM cm-421771)			953.83	953.83 CR
08/03/2023	Direct Credit (MCP MASTER INCOM cm-421771)		953.83		0.00 CR
15/03/2023	Direct Credit (BOQPG QRT DST 001291780067)			373.20	373.20 CR
15/03/2023	Direct Credit (BOQPG QRT DST 001291780067)		373.20		0.00 CR
15/03/2023	Mirraweena Pty Ltd ATF Mirraweena Super Fund, 112-879, a/c			6,000.00	6,000.00 CR
15/03/2023	Mirraweena Pty Ltd ATF Mirraweena Super Fund, 112-879, a/c		6,000.00		0.00 CR
16/03/2023	Direct Credit (QUICKSUPER QUICKSPR3432520084)			159.84	159.84 CR
16/03/2023	Direct Credit (QUICKSUPER QUICKSPR3432520084)		159.84		0.00 CR
17/03/2023	National Australia Bank Limited Capital Notes 3 - Dividend			607.70	607.70 CR
17/03/2023	National Australia Bank Limited Capital Notes 3 - Dividend		607.70		0.00 CR
20/03/2023	NAB Subordinated Notes 2 - Interest			391.99	391.99 CR
20/03/2023	NAB Subordinated Notes 2 - Interest		391.99		0.00 CR
22/03/2023	Sonic Healthcare Limited - Dividend			413.70	413.70 CR
22/03/2023	Sonic Healthcare Limited - Dividend		413.70		0.00 CR
22/03/2023	Westpac Banking Corporation Capital Notes V - Dividend			554.20	554.20 CR
22/03/2023	Westpac Banking Corporation Capital Notes V - Dividend		554.20		0.00 CR
27/03/2023	Breville Group Limited - Dividend			263.25	263.25 CR
27/03/2023	Breville Group Limited - Dividend		263.25		0.00 CR
30/03/2023	BHP Group Limited - Dividend			2,664.55	2,664.55 CR
30/03/2023	BHP Group Limited - Dividend		2,664.55		0.00 CR
30/03/2023	Commonwealth Bank of Australia - Dividend			2,190.30	2,190.30 CR
30/03/2023	Commonwealth Bank of Australia - Dividend		2,190.30		0.00 CR
31/03/2023	Cash Deposit - Interest			61.48	61.48 CR
31/03/2023	Cash Deposit - Interest		61.48		0.00 CR
03/04/2023	Cash Deposit - Sold 219 BHP @ 46.0550			10,020.05	10,020.05 CR
03/04/2023	Cash Deposit - Sold 219 BHP @ 46.0550		10,020.05		0.00 CR
03/04/2023	Cash Deposit - Sold 4965 MOT @ 2.0200			10,001.80	10,001.80 CR
03/04/2023	Cash Deposit - Sold 4965 MOT @ 2.0200		10,001.80		0.00 CR
03/04/2023	Cash Deposit - Sold 5145 MXT @ 1.9525			10,018.11	10,018.11 CR
03/04/2023	Cash Deposit - Sold 5145 MXT @ 1.9525		10,018.11		0.00 CR
05/04/2023	CSL Limited - Dividend			317.81	317.81 CR
05/04/2023	CSL Limited - Dividend		317.81		0.00 CR
05/04/2023	Qube Holdings Limited - Fixed Interest Floating Rate Notes - I			531.60	531.60 CR
05/04/2023	Qube Holdings Limited - Fixed Interest Floating Rate Notes - I		531.60		0.00 CR
05/04/2023	Woodside Energy Group Ltd - Dividend			760.50	760.50 CR
05/04/2023	Woodside Energy Group Ltd - Dividend		760.50		0.00 CR
12/04/2023	Metrics Income Opportunities Trust - Distribution			461.78	461.78 CR
12/04/2023	Metrics Income Opportunities Trust - Distribution		461.78		0.00 CR
12/04/2023	Metrics Master Income Trust - Distribution			990.65	990.65 CR
12/04/2023	Metrics Master Income Trust - Distribution		990.65		0.00 CR
13/04/2023	Mirraweena Pty Ltd ATF Mirraweena Super Fund; BSB 112-87			10,000.00	10,000.00 CR
13/04/2023	Mirraweena Pty Ltd ATF Mirraweena Super Fund; BSB 112-87		10,000.00		0.00 CR
13/04/2023	TPG Telecom Limited - Dividend			153.45	153.45 CR
13/04/2023	TPG Telecom Limited - Dividend		153.45		0.00 CR
13/04/2023	Woolworths Limited - Dividend			389.16	389.16 CR
13/04/2023	Woolworths Limited - Dividend		389.16		0.00 CR
17/04/2023	Mirraweena Pty Ltd ATF Mirraweena Super Fund; 112-879; a/c			6,000.00	6,000.00 CR
17/04/2023	Mirraweena Pty Ltd ATF Mirraweena Super Fund; 112-879; a/c		6,000.00		0.00 CR
18/04/2023	Cash Deposit - Sold 3830 CHC @ 11.3057			43,062.77	43,062.77 CR
18/04/2023	Cash Deposit - Sold 3830 CHC @ 11.3057		43,062.77		0.00 CR
18/04/2023	Direct Credit (QUICKSUPER QUICKSPR3456388032)			125.59	125.59 CR
18/04/2023	Direct Credit (QUICKSUPER QUICKSPR3456388032)		125.59		0.00 CR
19/04/2023	Verus Actuaries Pty Ltd; BSB 012-263; a/c 286181627 (ZC137			110.00	110.00 CR
19/04/2023	Verus Actuaries Pty Ltd; BSB 012-263; a/c 286181627 (ZC137		110.00		0.00 CR
20/04/2023	Rio Tinto Limited - Dividend			3,673.01	3,673.01 CR
20/04/2023	Rio Tinto Limited - Dividend		3,673.01		0.00 CR

Mirraweena Super Fund
General Ledger Account Movement
For the period from 1 July 2022 to 30 June 2023

Date	Description	Quantity	Debits	Credits	Balance
Liabilities					
02/05/2023	Direct Credit (ATO AT072679104386I001)			1,493.00	1,493.00 CR
02/05/2023	Direct Credit (ATO AT072679104386I001)		1,493.00		0.00 CR
08/05/2023	Metrics Income Opportunities Trust - Distribution			418.68	418.68 CR
08/05/2023	Metrics Income Opportunities Trust - Distribution		418.68		0.00 CR
08/05/2023	Metrics Master Income Trust - Distribution			963.13	963.13 CR
08/05/2023	Metrics Master Income Trust - Distribution		963.13		0.00 CR
09/05/2023	Mirraweena Pty Ltd ATF Mirraweena Super Fund; BSB 112-87			10,000.00	10,000.00 CR
09/05/2023	Mirraweena Pty Ltd ATF Mirraweena Super Fund; BSB 112-87		10,000.00		0.00 CR
15/05/2023	Charter Hall Long WALE REIT - Distribution			816.90	816.90 CR
15/05/2023	Charter Hall Long WALE REIT - Distribution		816.90		0.00 CR
15/05/2023	Mirraweena Pty Ltd ATF Mirraweena Super Fund; 112-879; a/c			6,000.00	6,000.00 CR
15/05/2023	Mirraweena Pty Ltd ATF Mirraweena Super Fund; 112-879; a/c		6,000.00		0.00 CR
16/05/2023	Direct Credit (QUICKSUPER QUICKSPR3477696004)			41.86	41.86 CR
16/05/2023	Direct Credit (QUICKSUPER QUICKSPR3477696004)		41.86		0.00 CR
18/05/2023	Mirraweena Pty Ltd ATF Mirraweena Super Fund; BSB 112-87			10,000.00	10,000.00 CR
18/05/2023	Mirraweena Pty Ltd ATF Mirraweena Super Fund; BSB 112-87		10,000.00		0.00 CR
22/05/2023	PARS Fee 01Apr2023 to 30Jun2023			4,174.92	4,174.92 CR
22/05/2023	PARS Fee 01Apr2023 to 30Jun2023		4,174.92		0.00 CR
07/06/2023	Cash Deposit - Sold 18200 MXT @ 1.9243			34,925.19	34,925.19 CR
07/06/2023	Cash Deposit - Sold 18200 MXT @ 1.9243		34,925.19		0.00 CR
07/06/2023	Cash Deposit - Sold 30785 MOT @ 1.9766			60,682.15	60,682.15 CR
07/06/2023	Cash Deposit - Sold 30785 MOT @ 1.9766		60,682.15		0.00 CR
07/06/2023	Macquarie Bank Capital Notes 3 - Dividend			351.40	351.40 CR
07/06/2023	Macquarie Bank Capital Notes 3 - Dividend		351.40		0.00 CR
08/06/2023	Cash Withdrawal - Bght 300 CBAXX @ 100.0000			30,000.00	30,000.00 CR
08/06/2023	Cash Withdrawal - Bght 300 CBAXX @ 100.0000		30,000.00		0.00 CR
08/06/2023	Metrics Income Opportunities Trust - Distribution			498.72	498.72 CR
08/06/2023	Metrics Income Opportunities Trust - Distribution		498.72		0.00 CR
08/06/2023	Metrics Master Income Trust - Distribution			1,025.05	1,025.05 CR
08/06/2023	Metrics Master Income Trust - Distribution		1,025.05		0.00 CR
08/06/2023	Mirraweena Pty Ltd ATF Mirraweena Super Fund; BSB 112-87			30,000.00	30,000.00 CR
08/06/2023	Mirraweena Pty Ltd ATF Mirraweena Super Fund; BSB 112-87		30,000.00		0.00 CR
15/06/2023	Bank of Queensland Limited Capital Notes 3 - Dividend			311.35	311.35 CR
15/06/2023	Bank of Queensland Limited Capital Notes 3 - Dividend		311.35		0.00 CR
15/06/2023	Mirraweena Pty Ltd ATF Mirraweena Super Fund; 112-879; a/c			6,000.00	6,000.00 CR
15/06/2023	Mirraweena Pty Ltd ATF Mirraweena Super Fund; 112-879; a/c		6,000.00		0.00 CR
15/06/2023	SUPER AUDITS; BSB 015-056; a/c 387392386 (MIRRAWEEEN			440.00	440.00 CR
15/06/2023	SUPER AUDITS; BSB 015-056; a/c 387392386 (MIRRAWEEEN		440.00		0.00 CR
19/06/2023	National Australia Bank Limited Capital Notes 3 - Dividend			692.75	692.75 CR
19/06/2023	National Australia Bank Limited Capital Notes 3 - Dividend		692.75		0.00 CR
20/06/2023	Direct Credit (ATO AT0006000017923805)			259.00	259.00 CR
20/06/2023	Direct Credit (ATO AT0006000017923805)			37,635.48	37,894.48 CR
20/06/2023	Direct Credit (ATO AT0006000017923805)		37,894.48		0.00 CR
20/06/2023	NAB Subordinated Notes 2 - Interest			436.35	436.35 CR
20/06/2023	NAB Subordinated Notes 2 - Interest		436.35		0.00 CR
22/06/2023	Roach & Bruce Consulting Pty Ltd; BSB 032-024; a/c 229586			319.00	319.00 CR
22/06/2023	Roach & Bruce Consulting Pty Ltd; BSB 032-024; a/c 229586			2,871.00	3,190.00 CR
22/06/2023	Roach & Bruce Consulting Pty Ltd; BSB 032-024; a/c 229586		3,190.00		0.00 CR
22/06/2023	Westpac Banking Corporation Capital Notes V - Dividend			608.35	608.35 CR
22/06/2023	Westpac Banking Corporation Capital Notes V - Dividend		608.35		0.00 CR
26/06/2023	Mirraweena Pty Ltd ATF Mirraweena Super Fund; BSB 112-87			15,000.00	15,000.00 CR
26/06/2023	Mirraweena Pty Ltd ATF Mirraweena Super Fund; BSB 112-87		15,000.00		0.00 CR
28/06/2023	Cash Withdrawal - Bght 200 BOQPG @ 100.2000			20,095.11	20,095.11 CR
28/06/2023	Cash Withdrawal - Bght 200 BOQPG @ 100.2000		20,095.11		0.00 CR
28/06/2023	Cash Withdrawal - Bght 200 CBAPM @ 100.2490			20,104.93	20,104.93 CR
28/06/2023	Cash Withdrawal - Bght 200 CBAPM @ 100.2490		20,104.93		0.00 CR
28/06/2023	Cash Withdrawal - Bght 450 BHP @ 43.9900			19,904.38	19,904.38 CR
28/06/2023	Cash Withdrawal - Bght 450 BHP @ 43.9900		19,904.38		0.00 CR
30/06/2023	Cash Deposit - Interest			504.33	504.33 CR

Mirraweena Super Fund
General Ledger Account Movement
For the period from 1 July 2022 to 30 June 2023

Date	Description	Quantity	Debits	Credits	Balance
Liabilities					
30/06/2023	Cash Deposit - Interest		504.33		0.00 CR
30/06/2023	Closing Balance				0.00
Member Entitlements					
Member Entitlement Accounts					
Mr James Fisher					
Accumulation					
01/07/2022	Opening Balance				88,337.80 CR
15/07/2022	Rollover In			75,000.00	163,337.80 CR
30/06/2023	Income Taxes Allocated			693.57	164,031.37 CR
30/06/2023	Investment Profit or Loss			14,678.68	178,710.05 CR
30/06/2023	Closing Balance				178,710.05 CR
Mr Michael Moore					
Pension Account 01.07.2019					
01/07/2022	Opening Balance				516,601.86 CR
01/07/2022	Pension Drawdown - Gross		543.14		516,058.72 CR
01/08/2022	Pension Drawdown - Gross		543.14		515,515.58 CR
19/08/2022	Pension Drawdown - Gross		3,394.64		512,120.94 CR
01/09/2022	Pension Drawdown - Gross		3,394.64		508,726.30 CR
15/09/2022	Pension Drawdown - Gross		2,036.79		506,689.51 CR
17/10/2022	Pension Drawdown - Gross		2,036.78		504,652.73 CR
15/11/2022	Pension Drawdown - Gross		4,110.87		500,541.86 CR
15/12/2022	Pension Drawdown - Gross		6,000.00		494,541.86 CR
16/01/2023	Pension Drawdown - Gross		6,000.00		488,541.86 CR
15/02/2023	Pension Drawdown - Gross		6,000.00		482,541.86 CR
15/03/2023	Pension Drawdown - Gross		6,000.00		476,541.86 CR
13/04/2023	Pension Drawdown - Gross		10,000.00		466,541.86 CR
17/04/2023	Pension Drawdown - Gross		6,000.00		460,541.86 CR
09/05/2023	Pension Drawdown - Gross		10,000.00		450,541.86 CR
15/05/2023	Pension Drawdown - Gross		6,000.00		444,541.86 CR
18/05/2023	Pension Drawdown - Gross		10,000.00		434,541.86 CR
08/06/2023	Pension Drawdown - Gross		30,000.00		404,541.86 CR
15/06/2023	Pension Drawdown - Gross		6,000.00		398,541.86 CR
26/06/2023	Pension Drawdown - Gross		15,000.00		383,541.86 CR
30/06/2023	Income Taxes Allocated			4,742.33	388,284.19 CR
30/06/2023	Investment Profit or Loss			44,367.65	432,651.84 CR
30/06/2023	Closing Balance				432,651.84 CR
Pension Account 01.07.2021					
01/07/2022	Opening Balance				438,665.78 CR
01/07/2022	Pension Drawdown - Gross		461.16		438,204.62 CR
01/08/2022	Pension Drawdown - Gross		461.16		437,743.46 CR
19/08/2022	Pension Drawdown - Gross		2,882.29		434,861.17 CR
01/09/2022	Pension Drawdown - Gross		2,882.30		431,978.87 CR
15/09/2022	Pension Drawdown - Gross		1,729.38		430,249.49 CR
17/10/2022	Pension Drawdown - Gross		1,729.37		428,520.12 CR
15/11/2022	Pension Drawdown - Gross		824.34		427,695.78 CR
30/06/2023	Income Taxes Allocated			4,202.56	431,898.34 CR
30/06/2023	Investment Profit or Loss			39,316.88	471,215.22 CR
30/06/2023	Closing Balance				471,215.22 CR
Ms Emma Hancock					
Accumulation					
01/07/2022	Opening Balance				77,778.68 CR
19/07/2022	Employer Contribution: Department of Planning & Environmen			819.58	78,598.26 CR
26/07/2022	Employer Contribution: Department of Planning & Environmen			837.71	79,435.97 CR
15/08/2022	Employer Contribution: Department of Planning & Environmen			837.71	80,273.68 CR
31/08/2022	QUICKSUPER QUICKSPR328779920			837.71	81,111.39 CR
13/09/2022	QUICKSUPER QUICKSPR3297645710			837.71	81,949.10 CR

Mirraweena Super Fund
General Ledger Account Movement
For the period from 1 July 2022 to 30 June 2023

Date	Description	Quantity	Debits	Credits	Balance
Member Entitlements					
29/09/2022	QUICKSUPER QUICKSPR3310138323			929.85	82,878.95 CR
18/10/2022	QUICKSUPER QUICKSPR3324891335			854.46	83,733.41 CR
28/10/2022	QUICKSUPER QUICKSPR3333413788			854.46	84,587.87 CR
09/11/2022	QUICKSUPER QUICKSPR3342025081			854.46	85,442.33 CR
18/11/2022	QUICKSUPER QUICKSPR3349308808			854.46	86,296.79 CR
18/11/2022	SuperChoice P/L PC151122-192287336			1,034.11	87,330.90 CR
23/12/2022	SuperChoice P/L PC191222-193273502			1,750.04	89,080.94 CR
23/01/2023	SuperChoice P/L PC180123-196906210			1,750.04	90,830.98 CR
27/03/2023	SuperChoice P/L PC200323-155816143			2,823.02	93,654.00 CR
27/03/2023	SuperChoice P/L PC220223-116207808			1,750.04	95,404.04 CR
29/04/2023	Employer Contribution: OPTUS ADMINISTRATION PTY LIMIT			1,750.04	97,154.08 CR
17/05/2023	Clearview		4,907.87		92,246.21 CR
22/05/2023	Employer Contribution: OPTUS ADMINISTRATION PTY LIMIT			1,750.04	93,996.25 CR
21/06/2023	Employer Contribution: OPTUS ADMINISTRATION PTY LIMIT			2,656.00	96,652.25 CR
30/06/2023	Contribution Tax		3,567.22		93,085.03 CR
30/06/2023	Income Taxes Allocated			379.75	93,464.78 CR
30/06/2023	Investment Profit or Loss			8,037.60	101,502.38 CR
30/06/2023	Tax Effect of Direct Member Expenses			736.18	102,238.56 CR
30/06/2023	Closing Balance				102,238.56 CR
Ms Jane Cowper					
Accumulation					
01/07/2022	Opening Balance				0.00
16/12/2022	Employer Contribution: RAMSAY HEALTH CARE INVESTMEI			203.60	203.60 CR
19/01/2023	Employer Contribution: RAMSAY HEALTH CARE INVESTMEI			190.29	393.89 CR
16/03/2023	Employer Contribution: RAMSAY HEALTH CARE INVESTMEI			159.84	553.73 CR
18/04/2023	Employer Contribution: RAMSAY HEALTH CARE INVESTMEI			125.59	679.32 CR
16/05/2023	Employer Contribution: RAMSAY HEALTH CARE INVESTMEI			41.86	721.18 CR
30/06/2023	Contribution Tax		108.18		613.00 CR
30/06/2023	Income Taxes Allocated			1.15	614.15 CR
30/06/2023	Investment Profit or Loss			24.97	639.12 CR
30/06/2023	Closing Balance				639.12 CR
Pension Account 01.07.20					
01/07/2022	Opening Balance				355,035.72 CR
01/07/2022	Pension Drawdown - Gross		373.31		354,662.41 CR
01/08/2022	Pension Drawdown - Gross		373.31		354,289.10 CR
19/08/2022	Pension Drawdown - Gross		2,333.16		351,955.94 CR
01/09/2022	Pension Drawdown - Gross		2,333.15		349,622.79 CR
15/09/2022	Pension Drawdown - Gross		1,399.89		348,222.90 CR
17/10/2022	Pension Drawdown - Gross		1,399.90		346,823.00 CR
15/11/2022	Pension Drawdown - Gross		667.28		346,155.72 CR
30/06/2023	Income Taxes Allocated			3,401.34	349,557.06 CR
30/06/2023	Investment Profit or Loss			31,820.98	381,378.04 CR
30/06/2023	Closing Balance				381,378.04 CR
Pension Account 01.07.2021					
01/07/2022	Opening Balance				211,498.84 CR
01/07/2022	Pension Drawdown - Gross		222.39		211,276.45 CR
01/08/2022	Pension Drawdown - Gross		222.39		211,054.06 CR
19/08/2022	Pension Drawdown - Gross		1,389.91		209,664.15 CR
01/09/2022	Pension Drawdown - Gross		1,389.91		208,274.24 CR
15/09/2022	Pension Drawdown - Gross		833.94		207,440.30 CR
17/10/2022	Pension Drawdown - Gross		833.95		206,606.35 CR
15/11/2022	Pension Drawdown - Gross		397.51		206,208.84 CR
30/06/2023	Income Taxes Allocated			2,026.21	208,235.05 CR
30/06/2023	Investment Profit or Loss			18,956.07	227,191.12 CR
30/06/2023	Closing Balance				227,191.12 CR

Client name	MIRRAWEEENA SUPER FUND	Fin Accounts Prepared by	TANIA CARTER
Client code	MIRRASF	Date prepared	17-Nov-2023
Year ended	30-Jun-2023	Reviewed by	
SRN/HIN	Ords X0061601724 Bell Direct X0112081178	Date reviewed	
Postcode	Ords 2001 Bell Direct 2120	Back to Cover	

	WP Ref	Amount	Percentage
CASH AT BANK	E	67,857.27	3.78%
LISTED INVESTMENTS	E1	1,706,886.43	95.13%
UNLISTED INVESTMENTS	E2	-	0.00%
PROPERTY	E3	-	0.00%
RECEIVABLES	E	19,539.25	1.09%
OTHER ASSETS	E	-	0.00%
		\$ 1,794,282.95	100.00%

Total Assets per Balance Sheet

1,794,282.95

Variance (must be nil)

0.00

Mirraweena Super Fund
Statement of Financial Position
as at 30 June 2023

	Note	2023 \$	2022 \$
Assets			
Investments			
Derivative Investments	6A	40.93	32.73
Other Fixed Interest Securities	6B	30,180.00	30,750.00
Shares in Listed Companies	6C	1,109,762.61	869,921.55
Shares in Listed Companies - Foreign	6D	186,377.74	58,602.57
Shares in Unlisted Companies	6E	50,000.00	50,000.00
Stapled Securities	6F	84,701.70	129,560.60
Units In Listed Unit Trusts	6G	245,823.45	367,894.55
Other Assets			
Cash At Bank		67,142.26	136,087.80
Foreign Cash At Bank		715.01	705.46
Sundry Assets		397.61	-
Receivables		5,529.39	5,409.77
Current Tax Assets		12,572.26	37,718.86
Other Taxes Refundable		1,039.99	1,493.79
Total Assets		1,794,282.95	1,688,177.68
Liabilities			
Other Creditors and Accruals		259.00	259.00
Total Liabilities		259.00	259.00
Net Assets Available to Pay Benefits		1,794,023.95	1,687,918.68
<i>Represented by:</i>			
Liability for Accrued Benefits	2		
Mr James Fisher		178,710.05	88,337.80
Mr Michael Moore		903,867.06	955,267.64
Ms Emma Hancock		102,238.56	77,778.68
Ms Jane Cowper		609,208.28	566,534.56
Total Liability for Accrued Benefits		1,794,023.95	1,687,918.68

*The accompanying notes form part of these financial statements.
This report should be read in conjunction with the accompanying compilation report.*



Client name	MIRRAWEEENA SUPER FUND	Fin Accounts Prepared by	TANIA CARTER
Client code	MIRRASF	Date prepared	17-Nov-2023
Year ended	30-Jun-2023	Reviewed by	
SRN/HIN	Ords X0061601724 Bell Direct X0112081178	Date reviewed	
Postcode	Ords 2001 Bell Direct 2120	Back to Cover	

Select a random sample of investments and from the sample selected:

- * Agree name of holding and quantity of shares with Share Registry
- * Obtain market price on balance date and agree market valuation to Broker/AFR
- * Attach our valuation report and reconcile for differences
- * Agree to minutes for proper authorisation
- * Agree to source documents, bank statements and transfer forms
- * Unrealised are properly recorded in financial report
- * Disposals are at market value
- * Investments are at armslength, in accordance with investment strategy and conform with sole purpose
- * Attach all printed registries' confirmation

ASX Code	Company	Units Held	Market Price	Market Valuation
1	BHP BHP GROUP LIMITED	2,185	44.990	98,303.15
2	CBA COMMONWEALTH BANK.	1,143	100.270	114,608.61
3	MQG MACQUARIE GROUP LTD	1,181	177.620	209,769.22
4	RIO RIO TINTO LIMITED	1,125	114.690	129,026.25
5			-	-
6			-	-
7			-	-
8			-	-
9			-	-
10			-	-

Total 551,707.23

Sampling % 32.3%

Reconciliation

Roach & Bruce's Valuation		1,746,944.87	
Less Cash		40,058.44	1,706,886.43
Broker's Valuation (Ords \$1,468,764.15, Bells \$92,719.20, Int. Brokers AUD\$185,461.52)		1,746,944.87	
Less Cash		40,058.44	1,706,886.43
Variance			<u><u>0.00</u></u>

Variance is explained by:

Item	Description	Account	Amount
1			
2			
3			
4			
5			
6			
			<u><u>0.00</u></u>
Balance should be nil			0.00

Mirraweena Super Fund
Investment Summary as at 30 June 2023

Investment	Units	Average Cost Price	Market Price	Accounting Cost	Market Value	Unrealised Accounting Gain/(Loss)	Accounting Gain/(Loss) (%)	Portfolio Weight (%)
<u>Bank</u>								
Bell Direct Cash Account				13,285.92	13,285.92			0.75%
Interactive Brokers Cash Acct - AUD J&E				2,270.91	2,270.91			0.13%
Macquarie Bank CMA 964055388 J&E				11,431.00	11,431.00			0.64%
Ord Minnett - CMT Account				40,154.43	40,154.43			2.26%
				67,142.26	67,142.26			3.78%
<u>Bank - Foreign</u>								
Interactive Brokers Cash Acct - USD J&E	474.05000	1.4932	1.5083	707.87	715.01	7.14	1.01%	0.04%
				707.87	715.01	7.14	1.01%	0.04%
<u>Foreign Investment Assets</u>								
Amgen Inc (NASDAQ:AMGN)	50.00000	350.5404	334.8719	17,527.02	16,743.59	(783.43)	(4.47)%	0.94%
Amazon.com Inc (NASDAQ:AMZN)	100.00000	145.2475	196.6215	14,524.75	19,662.15	5,137.40	35.37%	1.11%
Brookfield Renewable Partners LP (NYSE:BEP)	100.00000	45.2808	44.4796	4,528.08	4,447.96	(80.12)	(1.77)%	0.25%
Berkshire Hathaway Inc (NYSE ARCA:BRK/B)	96.00000	191.3308	514.3289	18,367.76	49,375.58	31,007.82	168.82%	2.78%
Citigroup Inc (NYSE:C)	200.00000	74.3803	69.4419	14,876.05	13,888.39	(987.66)	(6.64)%	0.78%
Alphabet Inc Class C (NASDAQ:GOOG)	230.00000	138.9318	182.4586	31,954.31	41,965.47	10,011.16	31.33%	2.36%
Google - Alphabet Inc Class A (NASDAQ:GOOGL)	60.00000	53.3282	119.7000	3,199.69	7,182.00	3,982.31	124.46%	0.40%
Mawson Infrastructure Group Inc (NASDAQ:MIGI)	323.00000	127.6487	2.8366	41,230.53	916.22	(40,314.31)	(97.78)%	0.05%
Microsoft Corp (NASDAQ:MSFT)	30.00000	361.4447	513.6351	10,843.34	15,409.05	4,565.71	42.11%	0.87%
NextEra Energy Inc (NYSE:NEE)	150.00000	108.6661	111.9156	16,299.91	16,787.33	487.42	2.99%	0.95%
				173,351.44	186,377.74	13,026.30	7.51%	10.50%
<u>Listed Derivatives Market</u>								
Magellan Global Fund. - Option Expiring 01-Mar-2024 Ex At Disc To Est Nav (ASX:MGFO)	3,411.00000	0.0000	0.0120	0.00	40.93	40.93	0.00%	- %
				0.00	40.93	40.93	0.00%	- %

Mirraweena Super Fund
Investment Summary as at 30 June 2023

Investment	Units	Average Cost Price	Market Price	Accounting Cost	Market Value	Unrealised Accounting Gain/(Loss)	Accounting Gain/(Loss) (%)	Portfolio Weight (%)
<u>Listed Securities Market</u>								
Australia And New Zealand Banking Group Limited (ASX:ANZ)	1,676.00000	27.8106	23.7100	46,610.62	39,737.96	(6,872.66)	(14.74)%	2.24%
BHP Group Limited (ASX:BHP)	2,185.00000	35.6875	44.9900	77,977.20	98,303.15	20,325.95	26.07%	5.54%
Bank Of Queensland Limited. - Cap Note 3-Bbsw+3.40% Perp Non-Cum Red T-12-28 (ASX:BOQPG)	450.00000	100.2114	101.0000	45,095.11	45,450.00	354.89	0.79%	2.56%
Breville Group Limited (ASX:BRG)	1,755.00000	12.1435	19.9400	21,311.84	34,994.70	13,682.86	64.20%	1.97%
Commonwealth Bank Of Australia. (ASX:CBA)	1,143.00000	76.1946	100.2700	87,090.44	114,608.61	27,518.17	31.60%	6.46%
Commonwealth Bank Of Australia. - Cap Note 3-Bbsw+3.00% Perp Non-Cum Red T-06-30 (ASX:CBAPM)	500.00000	100.2099	100.5800	50,104.93	50,290.00	185.07	0.37%	2.83%
Charter Hall Long Wale REIT - Fully Paid Units Stapled Securities (ASX:CLW)	11,670.00000	4.6023	4.0100	53,709.18	46,796.70	(6,912.48)	(12.87)%	2.64%
CSL Limited (ASX:CSL)	196.00000	277.6293	277.3800	54,415.34	54,366.48	(48.86)	(0.09)%	3.06%
Macquarie Bank Limited - Cap Note 3-Bbsw+2.90% Perp Non-Cum Red T-09-28 (ASX:MBLPD)	250.00000	100.0000	99.8000	25,000.00	24,950.00	(50.00)	(0.20)%	1.41%
Murray Cod Australia Limited (ASX:MCA)	28,380.00000	0.1610	0.1150	4,568.73	3,263.70	(1,305.03)	(28.56)%	0.18%
Magellan Global Fund (Open Class) (Managed Fund) - Magellan Global Fund (Open Class) (Managed Fund) (ASX:MGOC)	9,115.00000	2.5500	2.6600	23,243.25	24,245.90	1,002.65	4.31%	1.37%
Magellan High Conviction Trust (Managed Fund) - Magellan High Conviction Trust (Managed Fund) (ASX:MHHT)	18,140.00000	1.6522	1.5400	29,971.15	27,935.60	(2,035.55)	(6.79)%	1.57%
Macquarie Group Limited (ASX:MQG)	1,181.00000	154.2566	177.6200	182,177.01	209,769.22	27,592.21	15.15%	11.82%
Mcp Master Income Trust - Ordinary Units Fully Paid (ASX:MXT)	50,595.00000	1.9115	1.9200	96,714.65	97,142.40	427.75	0.44%	5.47%
National Australia Bank Limited (ASX:NAB)	1,304.00000	24.9974	26.3700	32,596.56	34,386.48	1,789.92	5.49%	1.94%
National Australia Bank Limited - Cap Note 3-Bbsw+2.20% 20-09-28 Cum Red T-09-23 (ASX:NABPE)	294.00000	100.2500	100.4800	29,473.50	29,541.12	67.62	0.23%	1.66%
National Australia Bank Limited - Cap Note 3-Bbsw+4.00% Perp Non-Cum Red T-06-26 (ASX:NABPF)	500.00000	100.0000	103.9480	50,000.00	51,974.00	1,974.00	3.95%	2.93%

Mirraweena Super Fund
Investment Summary as at 30 June 2023

Investment	Units	Average Cost Price	Market Price	Accounting Cost	Market Value	Unrealised Accounting Gain/(Loss)	Accounting Gain/(Loss) (%)	Portfolio Weight (%)
<i>Listed Securities Market</i>								
Qube Holdings Limited - Hybrid 3-Bbsw+3.90% 05-10-23 Sub Cum (ASX:QUBHA)	300.00000	101.2900	100.6000	30,387.00	30,180.00	(207.00)	(0.68)%	1.70%
Rio Tinto Limited (ASX:RIO)	1,125.00000	97.4809	114.6900	109,665.96	129,026.25	19,360.29	17.65%	7.27%
Sonic Healthcare Limited (ASX:SHL)	985.00000	30.7615	35.5700	30,300.06	35,036.45	4,736.39	15.63%	1.97%
Transurban Group - Fully Paid Ordinary/Units Stapled Securities (ASX:TCL)	2,660.00000	14.0776	14.2500	37,446.38	37,905.00	458.62	1.22%	2.14%
ETFs Morningstar Global Technology ETF - ETFs Morningstar Global Technology ETF (ASX:TECH)	350.00000	86.3440	92.3200	30,220.40	32,312.00	2,091.60	6.92%	1.82%
TPG Telecom Limited. (ASX:TPG)	1,705.00000	7.8217	4.8700	13,336.05	8,303.35	(5,032.70)	(37.74)%	0.47%
Tyro Payments Limited (ASX:TYR)	5,455.00000	2.7500	1.1400	15,001.25	6,218.70	(8,782.55)	(58.55)%	0.35%
Betashares U.S. Dollar ETF - Exchange Traded Fund Units Fully Paid (ASX:USD)	4,305.00000	9.6021	14.9100	41,337.12	64,187.55	22,850.43	55.28%	3.62%
Westpac Banking Corporation - Cap Note 3-Bbsw+3.20% Perp Non-Cum Red T-09-25 (ASX:WBCPH)	500.00000	100.0000	101.7100	50,000.00	50,855.00	855.00	1.71%	2.87%
Woodside Energy Group Ltd (ASX:WDS)	353.00000	29.7600	34.4400	10,505.28	12,157.32	1,652.04	15.73%	0.69%
Wesfarmers Limited (ASX:WES)	200.00000	50.3665	49.3400	10,073.30	9,868.00	(205.30)	(2.04)%	0.56%
Wam Global Limited (ASX:WGB)	17,817.00000	2.1756	1.8550	38,763.39	33,050.54	(5,712.85)	(14.74)%	1.86%
Woolworths Group Limited (ASX:WOW)	846.00000	41.0893	39.7300	34,761.54	33,611.58	(1,149.96)	(3.31)%	1.89%
				1,361,857.24	1,470,467.76	108,610.52	7.98%	82.86%
<i>Unlisted Market</i>								
Local Agent Finder FPO	100,000.00000	0.5000	0.5000	50,000.00	50,000.00	0.00	0.00%	2.82%
				50,000.00	50,000.00	0.00	0.00%	2.82%
				1,653,058.81	1,774,743.70	121,684.89	7.36%	100.00%

The accounting cost is the original cost base adjusted by any subsequent capital call/improvement or capital return transactions. In many cases, it is not the same as the adjusted or reduced cost base, or the reset cost base resulting from the CGT relief. To view the tax cost base and unrealised gain/(loss) for tax purposes refer to the Unrealised Capital Gains Report or change the report parameter to tax cost base.

PRIVATE AND CONFIDENTIAL

Mirraweena Pty Ltd
<Mirraweena Super Fund A/C>
178 Carbine Road
Forest Reefs NSW 2798

Account Code: 1637970
Adviser Code: AM2
Product: GUARDIAN

Dear Michael & Jane,

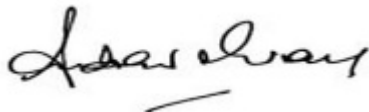
**Portfolio Administration & Reporting Service
Taxation Report - 1 July 2022 to 30 June 2023**

Please find enclosed your PARS Taxation Report providing information for the preparation of your income tax return for the financial year ended 30 June 2023*. A copy has also been forwarded to your accountant.


In accordance with ASIC requirements, we have also enclosed a copy of the Annual Auditor's Reports that have been performed for Ord Minnett Limited. The Taxation Report only contains investments that have been disclosed to Ord Minnett as part of the Portfolio Administration & Reporting Service. Accordingly, this Report does not claim to be a complete taxation statement. Original dividend and distribution statements are not included with your Taxation Report.

We would like to thank you for working with us over the past year, and look forward to the year ahead. In the meantime, please let us know if you have any questions regarding this Report or if you wish to discuss your investment portfolio.


Yours sincerely,



Andrew Murray
Adviser



Amelia Teasdale
Adviser



Anthony Teasdale
Adviser

(02) 8216 6462

(02) 8216 6458

(02) 8216 6754

* Note: If your Ord Minnett reporting service commenced or ceased during this period, this report may only include tax related information for part of the year.

Ord Minnett Limited

AFS Licence 237121 ABN 86 002 733 048
Grosvenor Place Level 18, 225 George Street, Sydney NSW 2000 GPO Box 2613, Sydney NSW 2001 Australia

A Market Participant of the Australian Securities Exchange Limited - Licenced Securities Dealer

This document was prepared for the private use of the addressee and may not be passed to any third party without the prior written consent of Ord Minnett. We believe the advice and information herein to be accurate and reliable, but no warranty of accuracy or reliability is given.

ORD MINNETT

PRIVATE AND CONFIDENTIAL

Mirraweena Pty Ltd
<Mirraweena Super Fund A/C>
178 Carbine Road
Forest Reefs NSW 2798

Portfolio Administration & Reporting Service Financial Year Ended 30 June 2023 Tax Report

This report contains the following information:

- Portfolio Valuation as at 30 June 2023
- Unsettled Accruals
- Investment Income Received
- Investment Income Annual Tax - Summary
- Investment Income Received Annual Tax
- Realised Capital Gains / Losses
- Realised Options Profit & Loss
- Transaction Statement
- Cash Transaction Statement
- Expense Summary
- Corporate Action Appendix

Account Code: 1637970
Adviser Code: AM2
Product: GUARDIAN

Ord Minnett Limited

AFS Licence 237121 ABN 86 002 733 048
Grosvenor Place Level 18, 225 George Street, Sydney NSW 2000 GPO Box 2613, Sydney NSW 2001 Australia

A Market Participant of the Australian Stock Exchange Limited - Licenced Securities Dealer

This document was prepared for the private use of the addressee and may not be passed to any third party without the prior written consent of Ord Minnett.
We believe the advice and information herein to be accurate and reliable, but no warranty of accuracy or reliability is given.

ORD MINNETT

PORTFOLIO VALUATION

Portfolio Details as at: 30 June 2023

Mirraweena Pty Ltd

<Mirraweena Super Fund A/C>

Code	Security Name	Quantity	Cost Base	Market Price	Market Value	Assets %	Est. Yield %	Est. Annual Income	Est. Franking %	Est. Franking Credits	Est. Gross Yield %
EQUITIES											
Unlisted Equities Sector											
Unlisted Equities											
LOCALAGENT	LOCAL AGENT FINDER FPO	100,000	50,000.00	0.50	50,000.00	3.40					
Sub Total			50,000.00		50,000.00	3.40					
Energy Sector											
Energy											
WDS	WOODSIDE ENERGY	353	10,505.28	34.44	12,157.32	0.83	9.86	1,199.28	100.00	513.98	14.09
Sub Total			10,505.28		12,157.32	0.83		1,199.28		513.98	
Materials Sector											
Materials											
BHP	BHP GROUP LIMITED	2,185	77,986.28	44.99	98,303.15	6.69	5.81	5,712.22	100.00	2,448.09	8.30
RIO	RIO TINTO LIMITED	1,125	109,693.71	114.69	129,026.25	8.78	5.12	6,608.03	100.00	2,832.01	7.32
Sub Total			187,679.99		227,329.40	15.48		12,320.24		5,280.10	
Industrials Sector											
Transportation											
TCL	TRANSURBAN GROUP	2,660	35,716.89	14.25	37,905.00	2.58	4.07	1,542.80	1.93	12.75	4.10

Adviser Name: *Andrew Murray*

Location: *SYDNEY*

Phone No: *(02) 8216 6462*

Account No: *1637970*

Note: Estimate information based on rolling 12 months actual data.

Ord Minnett Limited AFS Licence 237121 ABN 86 002 733 048 A Market Participant of the Australian Stock Exchange Limited

While Ord Minnett believes that the information contained herein is reliable, no warranty is given as to its accuracy or the accuracy of information or material from other sources and persons who rely on it do so at their own risk. Accordingly you should satisfy yourself as to the correctness or otherwise of the statements contained herein.

ORD MINNETT

PORTFOLIO VALUATION

Portfolio Details as at: 30 June 2023

Mirraweena Pty Ltd

<Mirraweena Super Fund A/C>

Code	Security Name	Quantity	Cost Base	Market Price	Market Value	Assets %	Est. Yield %	Est. Annual Income	Est. Franking %	Est. Franking Credits	Est. Gross Yield %
Sub Total			35,716.89		37,905.00	2.58		1,542.80		12.75	
Consumer Discretionary Sector											
Consumer Durables & Apparel											
BRG	BREVILLE GROUP LTD	1,755	21,311.84	19.94	34,994.70	2.38	1.53	535.28	100.00	229.40	2.19
Sub Total			21,311.84		34,994.70	2.38		535.28		229.40	
Consumer Staples Sector											
Consumer Staples Distribution & Retail											
WOW	WOOLWORTHS GROUP LTD	846	34,774.51	39.73	33,611.58	2.29	2.62	879.84	100.00	377.07	3.74
Sub Total			34,774.51		33,611.58	2.29		879.84		377.07	
Food Beverage & Tobacco											
MCA	MURRAY COD AUST LTD	28,380	4,570.77	0.12	3,263.70	0.22					
Sub Total			4,570.77		3,263.70	0.22					
Health Care Sector											
Health Care Equipment & Services											
SHL	SONIC HEALTHCARE	985	30,305.66	35.57	35,036.45	2.39	2.92	1,024.40	100.00	439.03	4.18
Sub Total			30,305.66		35,036.45	2.39		1,024.40		439.03	

Adviser Name: Andrew Murray

Location: SYDNEY

Phone No: (02) 8216 6462

Account No: 1637970

Note: Estimate information based on rolling 12 months actual data.

Ord Minnett Limited AFS Licence 237121 ABN 86 002 733 048 A Market Participant of the Australian Stock Exchange Limited

While Ord Minnett believes that the information contained herein is reliable, no warranty is given as to its accuracy or the accuracy of information or material from other sources and persons who rely on it do so at their own risk. Accordingly you should satisfy yourself as to the correctness or otherwise of the statements contained herein.

ORD MINNETT

PORTFOLIO VALUATION

Portfolio Details as at: 30 June 2023

Mirraweena Pty Ltd

<Mirraweena Super Fund A/C>

Code	Security Name	Quantity	Cost Base	Market Price	Market Value	Assets %	Est. Yield %	Est. Annual Income	Est. Franking %	Est. Franking Credits	Est. Gross Yield %
Pharmaceuticals, Biotech & Life Sciences											
CSL	CSL LIMITED	196	54,424.61	277.38	54,366.48	3.70	1.31	711.33	5.53	16.87	1.34
Sub Total			54,424.61		54,366.48	3.70		711.33		16.87	
Financials Sector											
Banks											
ANZ	ANZ GROUP HOLDINGS	1,676	46,620.50	23.71	39,737.96	2.71	6.54	2,597.80	100.00	1,113.34	9.34
CBA	COMMONWEALTH BANK.	1,043	76,609.11	100.27	104,581.61	7.12	4.49	4,693.50	100.00	2,011.50	6.41
NAB	NATIONAL AUST. BANK	1,304	32,600.03	26.37	34,386.48	2.34	6.11	2,099.44	100.00	899.76	8.72
Sub Total			155,829.64		178,706.05	12.17		9,390.74		4,024.60	
Financial Services											
MQG	MACQUARIE GROUP LTD	771	109,193.67	177.62	136,945.02	9.32	4.22	5,782.50	40.00	991.29	4.95
TYR	TYRO PAYMENTS	5,455	15,001.25	1.14	6,218.70	0.42					
Sub Total			124,194.92		143,163.72	9.75		5,782.50		991.29	
Communication Services Sector											
Telecommunication Services											
TPG	TPG TELECOM LIMITED	1,705	13,333.10	4.87	8,303.35	0.57	3.70	306.90	100.00	131.53	5.28
Sub Total			13,333.10		8,303.35	0.57		306.90		131.53	

Adviser Name: Andrew Murray

Location: SYDNEY

Phone No: (02) 8216 6462

Account No: 1637970

Note: Estimate information based on rolling 12 months actual data.

Ord Minnett Limited AFS Licence 237121 ABN 86 002 733 048 A Market Participant of the Australian Stock Exchange Limited

While Ord Minnett believes that the information contained herein is reliable, no warranty is given as to its accuracy or the accuracy of information or material from other sources and persons who rely on it do so at their own risk. Accordingly you should satisfy yourself as to the correctness or otherwise of the statements contained herein.

ORD MINNETT

PORTFOLIO VALUATION

Portfolio Details as at: 30 June 2023

Mirraweena Pty Ltd
<Mirraweena Super Fund A/C>

Code	Security Name	Quantity	Cost Base	Market Price	Market Value	Assets %	Est. Yield %	Est. Annual Income	Est. Franking %	Est. Franking Credits	Est. Gross Yield %
Real Estate Sector											
Equity Real Estate Investment Trusts (REITs)											
CLW	CHARTER HALL LONG WALE REIT	11,670	47,872.14	4.01	46,796.70	3.19	6.98	3,267.60			6.98
Sub Total			47,872.14		46,796.70	3.19		3,267.60			
Sub Total			770,519.35		865,634.45	58.94		36,960.91		12,016.62	
INTERNATIONAL EQUITIES											
MGFO	MAGELLAN GLOBAL FUND	3,411		0.01	40.93	0.00					
MIGI	MAWSON INFRASTRUCTURE GROUP INC. - COMMON STOCK	323	40,921.77	2.84	916.22	0.06					
WGB	WAM GLOBAL LIMITED	17,817	38,760.34	1.86	33,050.54	2.25	6.06	2,004.41	100.00	859.03	8.66
Sub Total			79,682.11		34,007.69	2.32		2,004.41		859.03	
EXCHANGE TRADED FUNDS											
International Cash											
USD	BETASHARES US DOLLAR	4,305	49,033.95	14.91	64,187.55	4.37	3.26	2,091.99			3.26
International Equity											
MGOC	MAGELLANGLOOPENCLASS	9,115	25,447.21	2.66	24,245.90	1.65	3.84	930.64			3.84
MHHT	MAG HIGH CONVTN TRST	18,140	27,303.71	1.54	27,935.60	1.90	3.10	867.09			3.10
TECH	GBLXGLOBALTECH	350	31,269.47	92.32	32,312.00	2.20	0.50	160.02	3.76	2.58	0.50
Sub Total			133,054.34		148,681.05	10.12		4,049.74		2.58	

Adviser Name: Andrew Murray
Location: SYDNEY
Phone No: (02) 8216 6462
Account No: 1637970

Note: Estimate information based on rolling 12 months actual data.

Ord Minnett Limited AFS Licence 237121 ABN 86 002 733 048 A Market Participant of the Australian Stock Exchange Limited

While Ord Minnett believes that the information contained herein is reliable, no warranty is given as to its accuracy or the accuracy of information or material from other sources and persons who rely on it do so at their own risk. Accordingly you should satisfy yourself as to the correctness or otherwise of the statements contained herein.

ORD MINNETT

PORTFOLIO VALUATION

Portfolio Details as at: 30 June 2023

Mirraweena Pty Ltd

<Mirraweena Super Fund A/C>

Code	Security Name	Quantity	Cost Base	Market Price	Market Value	Assets %	Est. Yield %	Est. Annual Income	Est. Franking %	Est. Franking Credits	Est. Gross Yield %
INTEREST RATE SECURITIES											
MXT	METRICS MASTER	50,595	96,817.87	1.92	97,142.40	6.61	8.73	8,479.72			8.73
Sub Total			96,817.87		97,142.40	6.61		8,479.72			
HYBRID SECURITIES											
BOQPG	BANK OF QUEENSLAND. CAP NOTE 3-BBSW+3.40% PERP NON-CUM RED T-12-28	450	45,095.11	101.00	45,450.00	3.09	5.26	2,405.34	100.00	1,030.86	7.56
CBAPM	COMMONWEALTH BANK. CAP NOTE 3-BBSW+3.00% PERP NON-CUM RED T-06-30	500	50,104.93	100.58	50,290.00	3.42	4.97	2,522.35	100.00	1,081.01	7.17
MBLPD	MACQUARIE BANK LTD CAP NOTE 3-BBSW+2.90% PERP NON-CUM RED T-09-28	250	25,000.00	99.80	24,950.00	1.70	5.37	1,340.78	40.00	229.85	6.30
NABPE	NATIONAL AUST. BANK CAP NOTE 3-BBSW+2.20% 20-09-28 CUM RED T-09-23	294	29,473.50	100.48	29,541.12	2.01	5.70	1,683.21			5.70
NABPF	NATIONAL AUST. BANK CAP NOTE 3-BBSW+4.00% PERP NON-CUM RED T-06-26	500	50,000.00	103.95	51,974.00	3.54	5.05	2,623.00	100.00	1,124.14	7.21
QUBHA	HYBRID 3-BBSW+3.90% 05-10-23 SUB CUM	300	30,387.00	100.60	30,180.00	2.05	7.37	2,223.51			7.37

Adviser Name: Andrew Murray

Location: SYDNEY

Phone No: (02) 8216 6462

Account No: 1637970

Note: Estimate information based on rolling 12 months actual data.

Ord Minnett Limited AFS Licence 237121 ABN 86 002 733 048 A Market Participant of the Australian Stock Exchange Limited

While Ord Minnett believes that the information contained herein is reliable, no warranty is given as to its accuracy or the accuracy of information or material from other sources and persons who rely on it do so at their own risk. Accordingly you should satisfy yourself as to the correctness or otherwise of the statements contained herein.

ORD MINNETT

PORTFOLIO VALUATION

Portfolio Details as at: 30 June 2023

Mirraweena Pty Ltd

<Mirraweena Super Fund A/C>

Code	Security Name	Quantity	Cost Base	Market Price	Market Value	Assets %	Est. Yield %	Est. Annual Income	Est. Franking %	Est. Franking Credits	Est. Gross Yield %
WBCPH	WESTPAC BANKING CORP CAP NOTE 3-BBSW+3.20% PERP NON-CUM RED T-09-25	500	50,000.00	101.71	50,855.00	3.46	4.64	2,358.75	100.00	1,010.89	6.63
Sub Total			280,060.54		283,240.12	19.28		15,156.93		4,476.75	
CASH											
OMMCMT	ORD MINNETT CASH MANAGEMENT TRUST	40,154	40,154.43	1.00	40,154.43	2.73	3.36	1,348.28			3.36
PERSHING_USD	PERSHING US DOLLARS	(64)	(95.99)	1.50	(95.99)	(0.01)					
Sub Total			40,058.44		40,058.44	2.73		1,348.28			
TOTAL PORTFOLIO			1,400,192.65		1,468,764.15	100.00	4.63	67,999.99		17,354.98	5.81

*The cash balance on the Portfolio Valuation will take into account transactions that have a settlement date after the report date and income that is due but not yet paid. Please refer to the Unsettled Accruals report for transaction details.

TOTAL PORTFOLIO \$1,468,764.15
LESS: TOTAL CASH A/CS \$40,058.44

TOTAL ORDS INVESTMENTS \$1,428,705.71

ADD: BELL DIRECT \$92,719.20
ADD: INTERACTIVE BROKERS \$185,461.52

AUD\$ total market value calculated by Class is slightly different to Int. Brokers market value of AUD\$188,159.72

TOTAL INVESTMENTS AT 30-6-23 \$1,706,886.43

Adviser Name: Andrew Murray
Location: SYDNEY
Phone No: (02) 8216 6462
Account No: 1637970

Note: Estimate information based on rolling 12 months actual data.

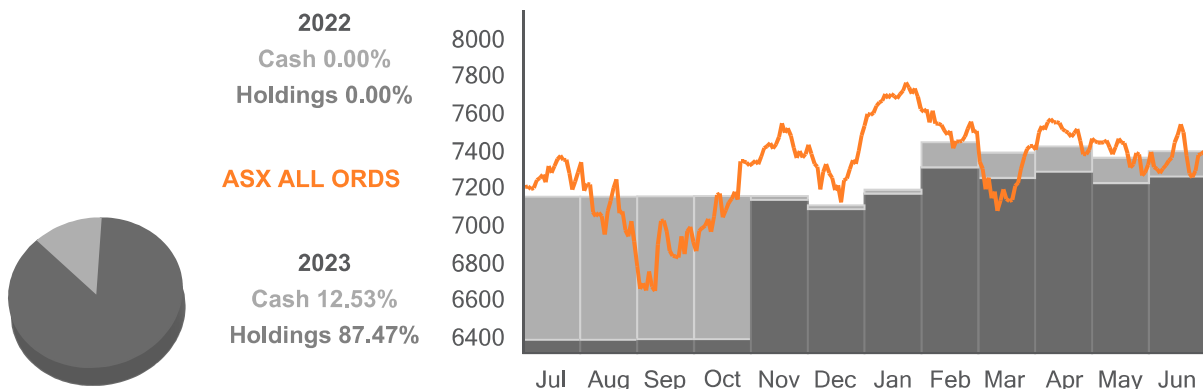
Ord Minnett Limited AFS Licence 237121 ABN 86 002 733 048 A Market Participant of the Australian Stock Exchange Limited

While Ord Minnett believes that the information contained herein is reliable, no warranty is given as to its accuracy or the accuracy of information or material from other sources and persons who rely on it do so at their own risk. Accordingly you should satisfy yourself as to the correctness or otherwise of the statements contained herein.

Financial Year Summary

01 Jul 2022 - 30 Jun 2023

Summary Information A/C 23332470	+/-	
Holdings valuation at start of period		\$0.00
Holdings valuation at end of period	\$92,719.20	\$92,719.20
Direct Investment Account balance at start of period		\$0.00
Direct Investment Account balance at end of period	\$13,285.92	\$13,285.92
Portfolio (holdings plus cash) at start of period		\$0.00
Portfolio (holdings plus cash) at end of period	\$106,005.12	\$106,005.12
Total portfolio value		\$106,005.12
Direct Investment Account interest		\$71.09
Deposits into Direct Investment Account		\$100,000.00
Withdrawals from Direct Investment Account		\$0.00
Net trade flows		(\$86,785.17)
Total brokerage		\$167.93
Information service fees		\$0.00
Estimated dividends and distributions		\$397.61
Estimated franking credits		\$170.41



While every effort has been made to provide you with an accurate statement, we give no warranty of accuracy or reliability and take no responsibility for any errors or omissions including negligence by any officers, employees or agents. We encourage you to confirm the information, holdings and valuations contained herein. Information contained in the report may only relate to the period since you commenced our service.

Holdings valuation

01 Jul 2022 - 30 Jun 2023



Holdings valuation at 30 Jun 2023

\$92,719.20

Equities

ASX code	Description	Quantity	Price	Value
CBA	CWLTH BANK FPO	100	\$100.270	\$10,027.00
MQG	MACQ GROUP FPO	410	\$177.620	\$72,824.20
WES	WESFARMER FPO	200	\$49.340	\$9,868.00
			Sub total	\$92,719.20

While every effort has been made to provide you with an accurate statement, we give no warranty of accuracy or reliability and take no responsibility for any errors or omissions including negligence by any officers, employees or agents. We encourage you to confirm the information, holdings and valuations contained herein. Information contained in the report may only relate to the period since you commenced our service.



Account details

Please complete this form if you wish to transfer financial products from another broker (with whom you are sponsored) to Third Party Platform sponsorship. Please attach a copy of your latest CHESS holding statement.

WE DONT HAVE ONE

Name in which account is held

MIRRAWENA PTY LTD

Account number

2333 2470

Existing sponsoring participant details (other broker)

For your transfer to be successful, your registration details (ie your name and address) on this form must agree with the details on your account with Bell Direct. If not, you will need to advise your existing sponsoring participant of any changes before we can process this transfer.

Registered name and address as recorded on your latest CHESS Holding Statement

MIRRAWENA PTY LTD

SUITE 2404, TOWER 2, 101 GRAFTON ST, BONDI JUNCTION, NSW, 2022

Account designation (if applicable) eg <ABC Superfund A/C>

MIRRAWENA SUPER FUND A/C

Name of existing sponsoring participant (broker name)

DESKTOP BROKERS

Account number 237588

HIN 74354122

Broker number (PID)


Please select one option

Please transfer ~~HIN~~ and all stock holdings from existing broker

Please transfer only those holdings listed below from existing broker onto Third Party Platform's HIN

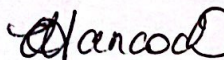
ASX code	Security Name (eg BHP Billiton Limited)	Quantity (No. of shares)
TPG	TPG TELECOM LTD	129
TUA	TUAS LTD	65
USD	BETA SHARES USD ETF	445
/	/	/
/	/	/
/	/	/
/	/	/

I/We authorise Third Party Platform to transfer the existing HIN and all holdings/the above listed Holdings into my/our Bell Direct Share Trading Account. Signatures: Please provide signatures of all persons authorised to operate the account.



(Individual/Applicant 1 or Director of Company)

Date: 21/07/2022



(Applicant 2/ Director or Secretary of Company)

Date: 21/07/2022

Third Party Platform Pty Ltd Participant of the ASX Group
ABN: 74 121 227 905 AFS Licence No: 314341

> Attention: Settlements
Fax to: +61 3 8663 2799
Post to: Bell Direct
GPO BOX 1630
Sydney NSW 2001
Email to: support@belldirect.com.au

Mirraweena Pty Ltd <Mirraweena Super Fund A/C>
SUITE 2404 TOWER 2 101 GRAFTON ST
BONDI JUNCTION NSW 2022



2022 Portfolio report

Financial Year Summary A/C 237588

1 July 2021 - 30 June 2022

	+/- Change	\$
Holdings Valuation at Start of Period		\$6,527.67
Holdings Valuation at End of Period	\$509.02	\$7,036.68
Portfolio at Start of Period		\$6,527.67
Portfolio at End of Period	\$509.02	\$7,036.68
Total Portfolio Value		\$7,036.68
Total Brokerage		\$0.00
Information Service Fees		\$0.00
Estimated Dividends		\$21.29
Estimated Franking Credits		\$9.12

While every effort has been made to provide you with an accurate statement, we give no warranty of accuracy or reliability and take no responsibility for any errors or omissions including negligence by any officers, employees or agents. We encourage you to confirm the information, holdings and valuations contained herein. Information contained in the report may only relate to the period since you commenced our service.

**ACCOUNT CLOSED JULY 2022 AND ALL SHARES
TRANSFERRED TO NEW BELL DIRECT BROKER A/C**

Mirraweena Pty Ltd <Mirraweena Super Fund A/C>
SUITE 2404 TOWER 2 101 GRAFTON ST
BONDI JUNCTION NSW 2022

Holdings

1 Jul 2021 - 30 Jun 2022

Holdings Valuation at 1 Jul 2021

\$6,527.67

<i>Equities</i>				
ASX Code	Description	Quantity	Price	Value
TPG	TPGLIMITED FPO	129	\$6.260	\$807.54
TUA	TUAS LTD FPO	65	\$0.645	\$41.93
USD	BETASH USD ETF UNITS	445	\$12.760	\$5,678.20
SubTotals				\$6,527.67

Holdings Valuation at 30 Jun 2022

\$7,036.68

<i>Equities</i>				
ASX Code	Description	Quantity	Price	Value
TPG	TPGLIMITED FPO	129	\$5.970	\$770.13
TUA	TUAS LTD FPO	65	\$1.110	\$72.15
USD	BETASH USD ETF UNITS	445	\$13.920	\$6,194.40
SubTotals				\$7,036.68

While every effort has been made to provide you with an accurate statement, we give no warranty of accuracy or reliability and take no responsibility for any errors or omissions including negligence by any officers, employees or agents. We encourage you to confirm the information, holdings and valuations contained herein. Information contained in the report may only relate to the period since you commenced our service.

All 3 shares (TPG Tuas and Betashares USD) moved by Off Market Transfer to Bell Direct on 22-7-2022 and this account closed.

Interactive Brokers Australia Pty Ltd., AFSL 453554, ABN 98 166 929 568, Level 40, Grosvenor Place, 255 George Street, Sydney NSW

Account Information

Name	Miraweena Pty Ltd ATF Miraweena Super Fund
Account	U7785194
Address of Account Holder(s)	45 Blackbutt Avn Pennant Hills, AU-NSW 2120 Australia
Account Type	Individual
Customer Type	Trust
Account Capabilities	Cash
Base Currency	AUD

PORTFOLIO TOTALS AT 30-6-23 IN AUD DOLLARS

INTERACTIVE BROKERS CASH A/GS	AUD\$2,982.31
US SHARES (AUD\$ value per Class)	AUD\$185,461.52
TOTAL	AUD\$188,443.83

Net Asset Value

	June 30, 2022	June 30, 2023			Change	Change in NAV	
	Total	Long	Short	Total			Total
Cash	1,101.70	2,982.31	0.00	2,982.31	1,880.61	Starting Value	56,526.20
Stock	55,411.05	188,159.72	0.00	188,159.72	132,748.67	Mark-to-Market	33,188.28
Dividend Accruals	13.46	42.15	0.00	42.15	28.70	Deposits & Withdrawals	100,000.00
Total	56,526.20	191,184.19	0.00	191,184.19	134,657.98	Dividends	878.96
						Withholding Tax	-130.38
						Change in Dividend Accruals	28.26
						Interest	713.47
						Change in Interest Accruals	-7.00
						Commissions	-21.05
						Other FX Translations	7.44
						Ending Value	191,184.19
Time Weighted Rate of Return					26.78%		

Mark-to-Market Performance Summary

Symbol	Quantity		Price		Position	Mark-to-Market P/L				Code
	Prior	Current	Prior	Current		Transaction	Commissions	Other	Total	
Stocks										
AMGN	0	50	--	222.0200	-1,465.20	-151.72	-1.43	134.78	-1,483.57	
AMZN	0	100	--	130.3600	4,505.72	140.14	-2.94	0.00	4,642.92	
AXP	21	0	138.6200	--	410.27	-2.10	-1.54	13.11	419.73	
BAC	52	0	31.1300	--	164.85	12.65	-1.50	0.00	175.99	

Open Positions

Symbol		Quantity	Mult	Cost Price	Cost Basis	Close Price	Value	Unrealized P/L	Code
Stocks									
USD									
						US\$ close price			
AMGN	Amegen Inc	50	1	243.1700	12,158.50	222.0200	11,101.00	-1,057.50	
AMZN	Amazon	100	1	98.8750	9,887.50	130.3600	13,036.00	3,148.50	
BEP	Brookfield Renewable Partner	100	1	30.3200	3,032.00	29.4900	2,949.00	-83.00	
BRK B	Berkshire Hathaway Inc	96	1	146.98041667	14,110.12	341.0000	32,736.00	18,625.88	
C	Citigroup Inc	200	1	49.8050	9,961.00	46.0400	9,208.00	-753.00	
GOOG	Alphabet Inc - Class C	230	1	95.04673913	21,860.75	120.9700	27,823.10	5,962.35	
GOOGL	Alphabet Inc - Class A	60	1	40.96666667	2,458.00	119.7000	7,182.00	4,724.00	
MSFT	Microsoft	30	1	242.02333333	7,260.70	340.5400	10,216.20	2,955.50	

Open Positions

NEE	Nextera Energy Inc	150	1	75.38166667	11,307.25	74.2000	11,130.00	-177.25	
Total					92,035.82		US\$ 125,381.30	33,345.48	
Total in AUD					138,118.16		AUD\$ 188,159.72	50,041.56	

TOTAL AUD DOLLAR VALUES OF US SHARES CALCULATED BY CLASS USING RBA EXCHANGE RATE = \$185,461.52

MIRRAWEEENA SUPER FUND - 2023

INTERACTIVE BROKERS - CLOSING MARKET VALUE AT 30-6-23 IN US DOLLARS (PER REPORT) CONVERTED TO AUD\$

(IB report gives US\$ prices at 30-6-23 and total market value at 30-6-23 in US\$ but only provides the total closing market value in AUD\$)

IB REPORT PROVIDES MARKET VALUE AT 30-6-23 PER SHARE IN US DOLLARS BUT ONLY PROVIDES THE TOTAL PORTFOLIO VALUE IN AUD DOLLARS

US SHARES HELD AT 30-6-23 - PER INTERACTIVE BROKERS "OPEN POSITIONS"

<u>CODE</u>	<u>Company</u>	<u>Qty</u>	<u>US\$ Market Value</u>		<u>AUD\$ Market Value</u>	
			<u>Per Share</u>	<u>Total</u>	<u>Per Interactive Brokers</u>	<u>Per Class</u>
AMGN	AMEGEN INC	50	USD 222.02	USD 11,101.00	AUD 16,659.27	AUD 16,743.59
AMZN	AMAZON	100	USD 130.36	USD 13,036.00	AUD 19,563.13	AUD 19,662.15
BEP	BROOKFIELD RENEWABLE PARTNER	100	USD 29.49	USD 2,949.00	AUD 4,425.56	AUD 4,447.96
BRK B	BERKSHIRE HATHAWAY INC	96	USD 341.00	USD 32,736.00	AUD 49,126.92	AUD 49,375.58
C	CITIGROUP INC	200	USD 46.04	USD 9,208.00	AUD 13,818.45	AUD 13,888.39
GOOG	ALPHABET INC - CLASS C (Google)	230	USD 120.97	USD 27,823.10	AUD 41,754.13	AUD 41,965.47
GOOGL	ALPHABET INC - CLASS A (Google)	60	USD 119.70	USD 7,182.00	AUD 10,778.03	AUD 7,182.00
MSFT	MICROSOFT	30	USD 340.54	USD 10,216.20	AUD 15,331.45	AUD 15,409.05
NEE	NEXTERA ENERGY INC	150	USD 74.20	USD 11,130.00	AUD 16,702.79	AUD 16,787.33
TOTAL MARKET VALUE AT 30-6-23 IN US DOLLARS				USD 125,381.30	AUD 188,159.72	AUD 185,461.52

TOTAL MARKET VALUE AT 30-6-23 IN AUD DOLLARS (per Interactive Brokers)

AUD 188,159.72

Exch. Rate used by Interactive Brokers

AUD 0.666356

Exch. Rate used by Class

0.6760502

S&P Futures

4,364.50
+2.25 (+0.05%)



Dow Futures

33,983.00
+39.00 (+0.11%)



Nasdaq Futures

15,244.25
-11.75 (-0.08%)



Russell 2000 Futures

1,696.40
+3.50 (+0.21%)



Crude Oil

75.95
+0.21 (+0.28%)



Amgen Inc. (AMGN)

☆ Follow

NasdaqGS - NasdaqGS Real Time Price. Currency in USD

264.06 -9.20 (-3.37%) **264.06** 0.00 (0.00%)

At close: 04:00PM EST

After hours: 07:41PM EST

Dividend AMGN announced a cash dividend of 2.13 with an ex-date of Nov. 16, 2023

- Summary
- Chart
- Conversations
- Statistics
- Historical Data**
- Profile
- Financials
- Analysis
- Options
- Holders
- Sustainability

CBRE For Sale

Large Scale Prime Industrial Investment

20 Puskil Drive, Wiri, AUCKLAND

VIEW LISTING



Time Period: Jun 29, 2023 - Jul 09, 2023 Show: Historical Prices Frequency: Daily Apply

↓ Download

Currency in USD

Date	Open	High	Low	Close*	Adj Close**	Volume
Jul 07, 2023	221.86	222.16	218.44	218.65	216.89	2,841,500
Jul 06, 2023	224.92	225.99	221.70	222.98	221.19	2,457,800
Jul 05, 2023	224.66	227.32	222.41	225.88	224.06	2,440,400
Jul 03, 2023	221.21	225.57	219.84	225.01	223.20	1,479,200
Jun 30, 2023	222.00	223.11	221.01	222.02	220.24	2,843,300
Jun 29, 2023	219.62	221.66	218.88	221.16	219.38	1,860,300

*Close price adjusted for splits. **Adjusted close price adjusted for splits and dividend and/or capital gain distributions.

ORD MINNETT

TRANSACTION STATEMENT

From 1 July 2022 Through 30 June 2023

Mirraweena Pty Ltd

<Mirraweena Super Fund A/C>

Code	Description	Trade Date	Settlement Date	Quantity	Unit Price	Gross Amount	Brokerage	GST	Other Fees	Net Amount
PURCHASES										
ANZ	Australia and New Zealand Banking Group Limited - 1:1 Renounceable Rights Issue @ \$18.90 AUD (Allotment of ANZ Shares)	24-Aug-2022	24-Aug-2022	105	18.90	1,984.50	0.00	0.00	0.00	1,984.50
BOQZZ	Bght 250 BOQZZ @ 100.0000	08-Nov-2022	09-Nov-2022	250	100.00	25,000.00	0.00	0.00	0.00	25,000.00
CBAXX	Bght 300 CBAXX @ 100.0000	07-Jun-2023	08-Jun-2023	300	100.00	30,000.00	0.00	0.00	0.00	30,000.00
BHP	Bght 450 BHP @ 43.9900	26-Jun-2023	28-Jun-2023	450	43.99	19,795.50	98.98	9.90	0.00	19,904.38
BOQPG	Bght 200 BOQPG @ 100.2000	26-Jun-2023	28-Jun-2023	200	100.20	20,040.00	50.10	5.01	0.00	20,095.11
CBAPM	Bght 200 CBAPM @ 100.2490	26-Jun-2023	28-Jun-2023	200	100.249	20,049.80	50.12	5.01	0.00	20,104.93
Sub Total						116,869.80				117,088.92
SALES										
NABPE	Sold 200 NABPE @ 100.6030	12-Sep-2022	14-Sep-2022	(200)	100.603	(20,120.60)	25.00	2.50	0.00	(20,093.10)
ASIA	Sold 2665 ASIA @ 6.6100	21-Sep-2022	26-Sep-2022	(2,665)	6.61	(17,615.65)	88.08	8.81	0.00	(17,518.76)
MIGI	MAWSON INFRASTRUCTURE GROUP INC - CASH IN LIEU OF FRACTIONAL	09-Feb-2023	09-Feb-2023	0	4.4984	(1.50)	0.00	0.00	0.00	(1.50)
BHP	Sold 219 BHP @ 46.0550	30-Mar-2023	03-Apr-2023	(219)	46.055	(10,086.05)	60.00	6.00	0.00	(10,020.05)
MOT	Sold 4965 MOT @ 2.0200	30-Mar-2023	03-Apr-2023	(4,965)	2.02	(10,029.30)	25.00	2.50	0.00	(10,001.80)
MXT	Sold 5145 MXT @ 1.9525	30-Mar-2023	03-Apr-2023	(5,145)	1.9525	(10,045.61)	25.00	2.50	0.00	(10,018.11)
CHC	Sold 3830 CHC @ 11.3057	14-Apr-2023	18-Apr-2023	(3,830)	11.3057	(43,300.92)	216.50	21.65	0.00	(43,062.77)
MOT	Sold 30785 MOT @ 1.9766	05-Jun-2023	07-Jun-2023	(30,785)	1.9766	(60,849.48)	152.12	15.21	0.00	(60,682.15)
MXT	Sold 18200 MXT @ 1.9243	05-Jun-2023	07-Jun-2023	(18,200)	1.9243	(35,021.50)	87.55	8.76	0.00	(34,925.19)

* All transaction values are in Australian Dollars (AUD)

Adviser Name: Andrew Murray
Location: SYDNEY
Phone No: (02) 8216 6462
Account No: 1637970

Ord Minnett Limited AFS Licence 237121 ABN 86 002 733 048 A Market Participant of the Australian Stock Exchange Limited

While Ord Minnett believes that the information contained herein is reliable, no warranty is given as to its accuracy or the accuracy of information or material from other sources and persons who rely on it do so at their own risk. Accordingly you should satisfy yourself as to the correctness or otherwise of the statements contained herein.

ORD MINNETT

TRANSACTION STATEMENT

From 1 July 2022 Through 30 June 2023

Mirraweena Pty Ltd

<Mirraweena Super Fund A/C>

Code	Description	Trade Date	Settlement Date	Quantity	Unit Price	Gross Amount	Brokerage	GST	Other Fees	Net Amount
Sub Total						(207,070.61)				(206,323.43)
Corporate Action Transactions										
Capital Reorganisations										
ANZR	ANZ - 1:15 Renounceable Rights Issue @ \$ 18.90	21-Jul-2022	21-Jul-2022	105	0.00	0.00	0.00	0.00	0.00	0.00
ANZR	Australia and New Zealand Banking Group Limited - 1:15 Renounceable Rights Issue @ 18.90 AUD (Removal of Rights)	12-Aug-2022	12-Aug-2022	(105)	0.00	0.00	0.00	0.00	0.00	0.00
ANZR	Australia and New Zealand Banking Group Limited - 1:15 Renounceable Rights Issue @ 18.90 AUD (Allotment of Entitlement Shares)	12-Aug-2022	12-Aug-2022	105	18.90	1,984.50	0.00	0.00	0.00	1,984.50
ANZR	Australia and New Zealand Banking Group Limited - 1:1 Renounceable Rights Issue @ \$18.90 AUD (Conversion to fully paid shares)	24-Aug-2022	24-Aug-2022	(105)	18.90	(1,984.50)	0.00	0.00	0.00	(1,984.50)
WGBO	WAM Global Limited - Option Expiring 12-Sep-22 - Lapse	12-Sep-2022	12-Sep-2022	(15,671)	0.00	0.00	0.00	0.00	0.00	0.00
BOQZZ	Bank of Queens Capital Notes 3 - Conversion of Placement Securities to BOQPG	14-Nov-2022	14-Nov-2022	(250)	100.00	(25,000.00)	0.00	0.00	0.00	(25,000.00)
BOQPG	Bank of Queens Capital Notes 3 - Conversion of Placement Securities to BOQPG	14-Nov-2022	14-Nov-2022	250	100.00	25,000.00	0.00	0.00	0.00	25,000.00
MIGI	Mawson Infrastructure Group Inc. - 1:6 Consolidation of Ordinary Shares	09-Feb-2023	09-Feb-2023	(950)	21.3946	(20,324.86)	(33.98)	0.00	0.00	(20,358.84)
MIGI	Mawson Infrastructure Group Inc. - 1:6 Consolidation of Ordinary Shares	09-Feb-2023	09-Feb-2023	(100)	20.7268	(2,072.68)	(3.48)	0.00	0.00	(2,076.16)
MIGI	Mawson Infrastructure Group Inc. - 1:6 Consolidation of Ordinary Shares	09-Feb-2023	09-Feb-2023	(100)	20.713	(2,071.30)	(3.48)	0.00	0.00	(2,074.78)
MIGI	Mawson Infrastructure Group Inc. - 1:6 Consolidation of Ordinary Shares	09-Feb-2023	09-Feb-2023	(790)	20.7959	(16,428.77)	(27.58)	0.00	0.00	(16,456.35)

* All transaction values are in Australian Dollars (AUD)

Adviser Name: Andrew Murray
Location: SYDNEY
Phone No: (02) 8216 6462
Account No: 1637970

Ord Minnett Limited AFS Licence 237121 ABN 86 002 733 048 A Market Participant of the Australian Stock Exchange Limited

While Ord Minnett believes that the information contained herein is reliable, no warranty is given as to its accuracy or the accuracy of information or material from other sources and persons who rely on it do so at their own risk. Accordingly you should satisfy yourself as to the correctness or otherwise of the statements contained herein.

ORD MINNETT

TRANSACTION STATEMENT

From 1 July 2022 Through 30 June 2023

Mirraweena Pty Ltd

<Mirraweena Super Fund A/C>

Code	Description	Trade Date	Settlement Date	Quantity	Unit Price	Gross Amount	Brokerage	GST	Other Fees	Net Amount
MIGI	Mawson Infrastructure Group Inc. - 1:6 Consolidation of Ordinary Shares	09-Feb-2023	09-Feb-2023	158	128.3675	20,282.07	33.91	0.00	0.00	20,315.98
MIGI	Mawson Infrastructure Group Inc. - 1:6 Consolidation of Ordinary Shares	09-Feb-2023	09-Feb-2023	17	124.3609	2,114.14	3.55	0.00	0.00	2,117.69
MIGI	Mawson Infrastructure Group Inc. - 1:6 Consolidation of Ordinary Shares	09-Feb-2023	09-Feb-2023	17	124.278	2,112.73	3.55	0.00	0.00	2,116.28
MIGI	Mawson Infrastructure Group Inc. - 1:6 Consolidation of Ordinary Shares	09-Feb-2023	09-Feb-2023	131	124.7755	16,387.18	27.51	0.00	0.00	16,414.69
CBAXX	CommBank PERLS XVI Capital Notes - Conversion of Placement Securities to CBAPM Capital Notes	09-Jun-2023	09-Jun-2023	(300)	100.00	(30,000.00)	0.00	0.00	0.00	(30,000.00)
CBAPM	CommBank PERLS XVI Capital Notes - Conversion of Placement Securities to CBAPM Capital Notes	09-Jun-2023	09-Jun-2023	300	100.00	30,000.00	0.00	0.00	0.00	30,000.00
Reinvested Dividends										
WGB	WAM Global Limited - Dividend	25-Oct-2022	25-Oct-2022	520	1.7707	920.76	0.00	0.00	0.00	920.76
WGB	WAM Global Limited - Dividend	24-Apr-2023	24-Apr-2023	547	1.815	992.81	0.00	0.00	0.00	992.81
Sub Total						1,912.07				1,912.07

Total Portfolio \$1,468,764.15 (Market Value on)

Portfolio Turnover 22.02 % (Total - Net Amount purchases plus Total Net Amount Sales divided by Portfolio Total)

Adviser Name: Andrew Murray
Location: SYDNEY
Phone No: (02) 8216 6462
Account No: 1637970

* All transaction values are in Australian Dollars (AUD)

Ord Minnett Limited AFS Licence 237121 ABN 86 002 733 048 A Market Participant of the Australian Stock Exchange Limited

While Ord Minnett believes that the information contained herein is reliable, no warranty is given as to its accuracy or the accuracy of information or material from other sources and persons who rely on it do so at their own risk. Accordingly you should satisfy yourself as to the correctness or otherwise of the statements contained herein.

Transactions

BHP GROUP LIMITED

Recent Transactions

Mirraweena Pty Ltd X*****1724

ORDINARY FULLY PAID SHARES

Date	Transaction	Movement	Running balance
28/06/2023	CHESS DAILY MOVEMENT UP	+450	2185
31/03/2023	CHESS DAILY MOVEMENT DOWN	-219	1735
6/07/2020	CHESS DAILY MOVEMENT UP	+630	1954
2/04/2020	DIVIDEND PLAN ALLOTMENT	+44	1324
11/12/2019	CHESS DAILY MOVEMENT UP	+525	1280
4/10/2019	DIVIDEND PLAN ALLOTMENT	+22	755
4/04/2019	DIVIDEND PLAN ALLOTMENT	+15	733
5/10/2018	DIVIDEND PLAN ALLOTMENT	+18	718
16/05/2018	CHESS DAILY MOVEMENT DOWN	-658	700
8/02/2018	CHESS DAILY MOVEMENT UP	+1358	1358

Balance History

Currency Australian Dollar 

◀ View: CBA, X*****1178 (MIRRAWEEENA PTY LTD <MIRRAWEEENA SUPER FUND A/C>)

Balance as at date (dd/mm/yyyy) 30/06/2023 

Displaying Balance History as at **30 Jun 2023**

HIN/SRN EMP ID	Security Code	Closing Price (AUD)	Total Balance	Tradeable Balance	Total Value (AUD)
X*****1178	CBA	100.27	100	100	10,027.00

Viewing 1 - 1 of 1

Total Value: \$ 10,027.00

Balance History

Currency Australian Dollar

← View: MQG, X*****1724 (MIRRAWEENA PTY LTD <MIRRAWEENA SUPER FUND A/C>)

Balance as at date (dd/mm/yyyy) 30/06/2023

Displaying Balance History as at **30 Jun 2023**

HIN/SRN EMP ID	Security Code	Closing Price (AUD)	Total Balance	Tradeable Balance	Total Value (AUD)
X*****1724	MQG	177.62	771	771	136,945.02

Viewing 1 - 1 of 1

Total Value: \$ 136,945.02

All material copyright © 2023 Link Market Services Limited

Plus 410 Macquarie Shares held through Bell Direct = 410 x \$177.62 = \$72,824.20

Transactions

RIO TINTO LIMITED

Recent Transactions

Mirraweena Pty Ltd X*****1724

ORDINARY FULLY PAID SHARES

Date	Transaction	Movement	Running balance
6/07/2020	CHESS DAILY MOVEMENT UP	+360	1125
6/03/2020	CHESS DAILY MOVEMENT UP	+165	765
2/01/2020	CHESS DAILY MOVEMENT UP	+190	600
11/12/2019	CHESS DAILY MOVEMENT UP	+410	410

Metrics Master Income Trust

ABN 28 163 969 714

ARSN 620 465 090

Responsible Entity: The Trust Company (RE Services) Limited | ABN 45 003 278 831 | AFSL 235 150

Investment Manager: Metrics Credit Partners Pty Ltd | ABN 27 150 646 996 | AFSL 416 146

Holder Identification Number

X*****01724

MIRRAWEEENA PTY LTD
<MIRRAWEEENA SUPER FUND A/C>
C/- ORD MINNETT LTD-PARS DEPT
GPO BOX 5274
SYDNEY NSW 2001

Security Code MXT
Statement Period 01/01/23 to 30/06/23
TFN/ABN Quoted
FATCA/CRS: Not Yet Declared

Periodic Statement Metrics Master Income Trust

Dear Unitholder,

This statement issued on 31 July 2023 provides periodic disclosure in accordance with s1017D of the Corporations Act 2001 (Cth). The below information should not be relied on for the purpose of preparing your Australian income tax return. Unitholders will be sent an Annual Tax Statement (AMMA) at the end of each financial year which contains information to assist you with this process.

Transaction List

Set out below is your opening balance, all transactions and closing balance for the period. The Unit Price shown for the balances is the Net Asset Value (NAV) for the relevant dates. This statement does not show the market price at which you completed a transaction (or the value of your transaction) as this information is not provided to us (as the Issuer). The market price of your transactions should have been provided to you by the sponsoring broker who executed your transactions.

Date	Transaction Type	Transaction Amount (\$)	Transaction Price (\$)	Quantity On/Off	Balance	NAV	Value (\$)
01/01/23	Opening balance				73,940	2.0142	148,929.95
31/03/23	Market movement			-5,145	68,795	2.0149	138,615.05
06/06/23	Market movement			-18,200	50,595	2.0030	101,341.79
30/06/23	Closing balance				50,595	2.0000	101,190.00

Note: The Closing balance shown includes all transfers registered as at close of business on the statement date. Investors should not rely on the balance shown in the statement as being a complete record of their current unitholding and we will not be liable for any financial loss incurred by an investor who relies on the balance shown without making their own adjustments for any transfers relating to transactions which have yet to be registered. Investors should notify us of any discrepancies in this statement.

Metrics Master Income Trust

ABN 28 163 969 714

ARSN 620 465 090

Responsible Entity: The Trust Company (RE Services) Limited | ABN 45 003 278 831 | AFSL 235 150

Investment Manager: Metrics Credit Partners Pty Ltd | ABN 27 150 646 996 | AFSL 416 146

Distributions Paid During the Period

Set out below is a summary of distributions paid for the period.

Period End Date	Payment Date	Securities Held	Distribution Rate*	Gross Distribution	Tax Withheld	Net Distribution
31/01/23	08/02/23	73,940	\$ 0.0144	\$ 1,064.74	\$ 0.00	\$ 1,064.74
28/02/23	08/03/23	73,940	\$ 0.0129	\$ 953.83	\$ 0.00	\$ 953.83
31/03/23	12/04/23	68,795	\$ 0.0144	\$ 990.65	\$ 0.00	\$ 990.65
30/04/23	08/05/23	68,795	\$ 0.0140	\$ 963.13	\$ 0.00	\$ 963.13
31/05/23	08/06/23	68,795	\$ 0.0149	\$ 1,025.05	\$ 0.00	\$ 1,025.05
30/06/23	10/07/23	50,595	\$ 0.0150	\$ 758.93	\$ 0.00	\$ 758.93
TOTAL				\$ 5,756.33	\$ 0.00	\$ 5,756.33

*Distribution rates shown have been rounded to 4 decimal places.

Noting that the net distribution amount in the summary above may differ from any distribution amount shown in the Transaction List. This is due to any withholding tax withheld. Please refer to your Distribution Statement for more information.

Fees and Costs Summary

Set out below are the approximate amounts which have been deducted from your investment for the period.

Description	Amount
Fees deducted directly from your account	\$ 0.00

This amount has been deducted directly from your account (reflected in the Transaction List on this statement).

Fees and costs deducted from your investment (i)(ii)	\$ 488.81
--	-----------

This approximate amount has been deducted from your investment and covers amounts that have reduced the return on your investment and that are not reflected as transactions listed on this statement.

(i) Management costs in respect of the Metrics Master Income Trust ("MXT"), are comprised of Responsible Entity fees, recoverable expenses, Manager IEE, indirect costs and performance related fees. Responsible Entity fees are paid monthly in arrears from the assets of MXT. The recoverable expenses and Manager IEE are paid when incurred out of MXT's assets. Indirect costs and performance related fees are paid from the Wholesale Funds when incurred.

(ii) Indirect costs of your investment: this approximate amount has been deducted from your investment and covers amounts that have reduced the return on your investment are not reflected as transactions listed on this statement but are not charged directly to you as a fee. Indirect costs are any amounts that the Responsible Entity knows, reasonably ought to know, or, where required, reasonably estimates, will reduce the MXT's returns that are paid from the assets of any Wholesale Fund or Sub-Trusts in which MXT invests.

Total fees and costs you paid (iii)	\$ 488.81
-------------------------------------	-----------

(iii) This approximate amount includes all the fees and costs which affected your investment during the period.

Additional Information

Capitalised terms used in this Periodic Statement have the meaning given to them in the Product Disclosure Statement (PDS). The above is a summary only. You should refer to the PDS, which is available at www.asx.com.au for full details of the fees and costs that you may be charged. You should read all of the information about fees and costs in the PDS because it is important to understand their impact on your investment.

Metrics Master Income Trust

ABN 28 163 969 714

ARSN 620 465 090

Responsible Entity: The Trust Company (RE Services) Limited | ABN 45 003 278 831 | AFSL 235 150

Investment Manager: Metrics Credit Partners Pty Ltd | ABN 27 150 646 996 | AFSL 416 146

Return on Investment

N/A

This statement does not show your return on investment during the period on an individual basis as the price at which you executed transactions on the securities exchange is not provided to us. You can calculate your investment return using transaction prices provided by the broker who executed the transactions.

MXT returned a net 1 year return of 8.00% for the period ending 30 June 2023. Since inception on 9 October 2017 the Fund has returned on an annualised basis a net return of 5.55%. Full details of the performance of the Fund can be obtained via <https://metrics.com.au/mxt>

Note: Past performance is not a reliable indicator of future performance. Assumes participation in Distribution Reinvestment Plan (DRP).

Complaints Resolution

The Responsible Entity/Trustee has a formal policy in place for dealing with complaints. In the first instance, your complaint should be in writing to:

Responsible Entity: The Trust Company (RE Services) Limited

Website: perpetual.com.au

By email: MyComplaint@perpetual.com.au

Free call: 1800 022 033

By mail: Client Advocacy Team, GPO Box 4171 Sydney NSW 2001

The Responsible Entity/Trustee will acknowledge the receipt of your complaint with 24 hours (or one business day) of receiving it, or as soon as practicable and aim to resolve your complaint within 30 days although some complaints may take significantly longer to deal with. If you believe your complaint has not been resolved or you are not satisfied with our response, you may refer it to the Australian Financial Complaints Authority (AFCA) which is an external dispute resolution scheme approved by the Australian Securities and Investment Commission.

AFCA may be contacted as follows:

The Manager

Australian Financial Complaints Authority Limited

GPO Box 3 Melbourne VIC 3001

Telephone: 1800 931 678 | Fax: (03) 96136399 | Email: info@afca.org.au

Further Information

If you have any questions or require further information in relation to your holding, please contact our registry, Automic on the details provided at the top of this statement.

You can view, manage and update your Securityholding details through our registry's investor portal, which is available at <https://investor.automic.com.au>

For financial advice in relation to your investment, please contact your Stockbroker, financial planner or tax agent.

This statement is issued by The Trust Company (RE Services) Limited ABN 45 003 278 831 | AFSL 235150 as Responsible Entity for the Metrics Master Income Trust.

Metrics Income Opportunities Trust

ABN 37 837 190 973

ARSN 631 320 628

Responsible Entity: The Trust Company (RE Services) Limited | ABN 45 003 278 831 | AFSL 235 150

Investment Manager: Metrics Credit Partners Pty Ltd | ABN 27 150 646 996 | AFSL 416 146

Holder Identification Number

X*****01724

MIRRAWEEENA PTY LTD
 <MIRRAWEEENA SUPER FUND A/C>
 C/- ORD MINNETT LTD-PARS DEPT
 GPO BOX 5274
 SYDNEY NSW 2001

Security Code MOT
Statement Period 01/01/23 to 30/06/23
TFN/ABN Quoted
FATCA/CRS: Not Yet Declared

Periodic Statement Metrics Income Opportunities Trust

Dear Unitholder,

This statement issued on 31 July 2023 provides periodic disclosure in accordance with s1017D of the Corporations Act 2001 (Cth). The below information should not be relied on for the purpose of preparing your Australian income tax return. Unitholders will be sent an Annual Tax Statement (AMMA) at the end of each financial year which contains information to assist you with this process.

Transaction List

Set out below is your opening balance, all transactions and closing balance for the period. The Unit Price shown for the balances is the Net Asset Value (NAV) for the relevant dates. This statement does not show the market price at which you completed a transaction (or the value of your transaction) as this information is not provided to us (as the Issuer). The market price of your transactions should have been provided to you by the sponsoring broker who executed your transactions.

Date	Transaction Type	Transaction Amount (\$)	Transaction Price (\$)	Quantity On/Off	Balance	NAV	Value (\$)
01/01/23	Opening balance				35,750	2.1364	76,376.30
31/03/23	Market movement			-4,965	30,785	2.1410	65,910.69
06/06/23	Market movement			-30,785	0	2.1323	0.00
30/06/23	Closing balance				0	2.1299	0.00

Note: The Closing balance shown includes all transfers registered as at close of business on the statement date. Investors should not rely on the balance shown in the statement as being a complete record of their current unitholding and we will not be liable for any financial loss incurred by an investor who relies on the balance shown without making their own adjustments for any transfers relating to transactions which have yet to be registered. Investors should notify us of any discrepancies in this statement.

Metrics Income Opportunities Trust

ABN 37 837 190 973

ARSN 631 320 628

Responsible Entity: The Trust Company (RE Services) Limited | ABN 45 003 278 831 | AFSL 235 150

Investment Manager: Metrics Credit Partners Pty Ltd | ABN 27 150 646 996 | AFSL 416 146

Distributions Paid During the Period

Set out below is a summary of distributions paid for the period.

Period End Date	Payment Date	Securities Held	Distribution Rate*	Gross Distribution	Tax Withheld	Net Distribution
31/01/23	08/02/23	35,750	\$ 0.0162	\$ 579.15	\$ 0.00	\$ 579.15
28/02/23	08/03/23	35,750	\$ 0.0139	\$ 496.93	\$ 0.00	\$ 496.93
31/03/23	12/04/23	30,785	\$ 0.0150	\$ 461.78	\$ 0.00	\$ 461.78
30/04/23	08/05/23	30,785	\$ 0.0136	\$ 418.68	\$ 0.00	\$ 418.68
31/05/23	08/06/23	30,785	\$ 0.0162	\$ 498.72	\$ 0.00	\$ 498.72
TOTAL				\$ 2,455.26	\$ 0.00	\$ 2,455.26

*Distribution rates shown have been rounded to 4 decimal places.

Noting that the net distribution amount in the summary above may differ from any distribution amount shown in the Transaction List. This is due to any withholding tax withheld. Please refer to your Distribution Statement for more information.

Fees and Costs Summary

Set out below are the approximate amounts which have been deducted from your investment for the period.

Description	Amount
Fees deducted directly from your account	\$ 0.00
This amount has been deducted directly from your account (reflected in the Transaction List on this statement).	
Fees and costs deducted from your investment (i)(ii)	\$ 435.01
This approximate amount has been deducted from your investment and covers amounts that have reduced the return on your investment and that are not reflected as transactions listed on this statement.	
(i) Management costs in respect of Metrics Income Opportunities Trust ("MOT"), are comprised of Management Fee, Responsible Entity fees, estimated recoverable expenses, Manager IEE, indirect costs, and performance fees. The Management Fee and Responsible Entity fee and are paid monthly in arrears from the assets of MOT. The recoverable expenses and Manager IEE are paid when incurred out of MOT's assets. Indirect costs are paid from the Wholesale Funds when incurred.	
(ii) Indirect costs of your investment: this approximate amount has been deducted from your investment and covers amounts that have reduced the return on your investment are not reflected as transactions listed on this statement but are not charged directly to you as a fee. Indirect costs are any amounts that the Responsible Entity knows, reasonably ought to know, or, where required, reasonably estimates, will reduce the MOT's returns that are paid from the assets of any Wholesale Fund or Sub-Trusts in which MOT invests.	
Total fees and costs you paid (iii)	\$ 435.01
(iii) This approximate amount includes all the fees and costs which affected your investment during the period.	

Additional Information

Capitalised terms used in this Periodic Statement have the meaning given to them in the Product Disclosure Statement (PDS). The above is a summary only. You should refer to the PDS, which is available at www.asx.com.au for full details of the fees and costs that you may be charged. You should read all of the information about fees and costs in the PDS because it is important to understand their impact on your investment.

Metrics Income Opportunities Trust

ABN 37 837 190 973

ARSN 631 320 628

Responsible Entity: The Trust Company (RE Services) Limited | ABN 45 003 278 831 | AFSL 235 150

Investment Manager: Metrics Credit Partners Pty Ltd | ABN 27 150 646 996 | AFSL 416 146

Return on Investment

N/A

This statement does not show your return on investment during the period on an individual basis as the price at which you executed transactions on the securities exchange is not provided to us. You can calculate your investment return using transaction prices provided by the broker who executed the transactions.

MOT returned a net 1 year return of 9.14% for the period ending 30 June 2023. Since inception on 29 April 2019 the Fund has returned on an annualised basis a net return of 8.71%. Full details of the performance of the Fund can be obtained via <https://metrics.com.au/mot>

Note: Past performance is not a reliable indicator of future performance. Assumes participation in Distribution Reinvestment Plan (DRP).

Complaints Resolution

The Responsible Entity/Trustee has a formal policy in place for dealing with complaints. In the first instance, your complaint should be in writing to:

Responsible Entity: The Trust Company (RE Services) Limited

Website: perpetual.com.au

By email: MyComplaint@perpetual.com.au

Free call: 1800 022 033

By mail: Client Advocacy Team, GPO Box 4171 Sydney NSW 2001

The Responsible Entity/Trustee will acknowledge the receipt of your complaint with 24 hours (or one business day) of receiving it, or as soon as practicable and aim to resolve your complaint within 30 days although some complaints may take significantly longer to deal with. If you believe your complaint has not been resolved or you are not satisfied with our response, you may refer it to the Australian Financial Complaints Authority (AFCA) which is an external dispute resolution scheme approved by the Australian Securities and Investment Commission.

AFCA may be contacted as follows:

The Manager

Australian Financial Complaints Authority Limited

GPO Box 3 Melbourne VIC 3001

Telephone: 1800 931 678 | Fax: (03) 96136399 | Email: info@afca.org.au

Further Information

If you have any questions or require further information in relation to your holding, please contact our registry, Automic on the details provided at the top of this statement.

You can view, manage and update your Securityholding details through our registry's investor portal, which is available at <https://investor.automic.com.au>

For financial advice in relation to your investment, please contact your Stockbroker, financial planner or tax agent.

This statement is issued by The Trust Company (RE Services) Limited ACN 003 278 831 | AFSL 235 150 as Responsible Entity for the Metrics Income Opportunities Trust.




SMSF AUDIT WORKPAPERS - Cash, Receivables and Other Assets

F

Client name	MIRRAWEEENA SUPER FUND	Fin Accounts Prepared by	TANIA CARTER
Client code	MIRRASF	Date prepared	17-Nov-2023
Year ended	30-Jun-2023	Reviewed by	
SRN/HIN	Ords X0061601724 Bell Direct X0112081178	Date reviewed	
Postcode	Ords 2001 Bell Direct 2120	Back to Cover	

- 1 Have all appropriate Class Super data feeds (bank and investment) been setup properly?

Additional Notes:



No

- 2 For Class Super bank data feed clients, was there a change of bank accounts during the year? *If yes, please ensure authority forms are completed for the new accounts.*

Bank audit confirmations are not necessary for those on Class Super. Ensure data feed agrees with ledger balance. For those not on Class Super data feeds, a bank confirmation is necessary if risks are high.

Yes

Debit Balance - considered circumstances that caused bank account to be in debit, and was satisfied that no further action was required.

Bank and Term Deposit Accounts

AC No.	Description	GL Account No	Amount
1	Bell Direct Cash account		13,285.92
2	Interactive Brokers AUD cash account		2,270.91
3	Macquarie		11,431.00
4	Ord Minnett Cash account		40,154.43
5			
6	Interactive Brokers USD cash account		715.01
7			
8			
9	Interactive Brokers cash summary = \$2982.31 but Class totals are \$2270.91 + \$715.01 = \$2985.92		
10			
Total Cash			67,857.27

Client name	MIRRAWEEENA SUPER FUND	Fin Accounts Prepared by	TANIA CARTER
Client code	MIRRASF	Date prepared	17-Nov-2023
Year ended	30-Jun-2023	Reviewed by	
SRN/HIN	Ords X0061601724 Bell Direct X0112081178	Date reviewed	
Postcode	Ords 2001 Bell Direct 2120	Back to Cover	

Receivables

- 3 Reviewed deposits after balance date and confirmed that there were receivables (from dividends, trust distributions, income tax refund) and were recorded properly in the accounts at year end.
- 4 Reviewed bank statements and there were no transactions with related parties by the super fund.

Yes
Yes

If yes, details of receivables

Item	Description	GL Account No	Amount
1	Sundry Debtors (divs on shares held thru Bell Direct)		397.61
2	Distributions Receivables		5,529.39
3	Current Assets		12,572.26
4	GST Refundable		1,039.99
5			
Total Receivables			19,539.25

Other Assets

- 5 - 7 Reviewed trustee minutes and investments report and confirmed that there were no other investments held apart from publicly listed shares, unlisted shares, managed funds and properties.

Yes

If yes, details of other assets

Item	Description	GL Account No	Amount
1			
2			
Total Other Assets			-

General

- 8 Where appropriate, additions and disposals were supported with external source documents. Reviewed minutes and bank statements and there were no other investments made.
- 9 Reviewed and no external source documentation required since there were no other investments.
- 10 Reviewed and no valuation required since there were no other investments.
- 11 Reviewed and there were no investments in other assets (arms length).



SMSF AUDIT WORKPAPERS - Cash, Receivables and Other Assets

F

Client name	MIRRAWEEENA SUPER FUND	Fin Accounts Prepared by	TANIA CARTER
Client code	MIRRASF	Date prepared	17-Nov-2023
Year ended	30-Jun-2023	Reviewed by	
SRN/HIN	Ords X0061601724 Bell Direct X0112081178	Date reviewed	
Postcode	Ords 2001 Bell Direct 2120		Back to Cover

12 Reviewed and since there were no investments in other assets, therefore, no disposals.

13 Reviewed since there were no investment in other assets. This is consistent with the fund's investment strategy.

Direct Investment Account Summary

01 Jul 2022 - 30 Jun 2023

Direct Investment Account balance at start of period **\$0.00**

Interest earned in the period

31 Oct 2022	\$11.07
30 Nov 2022	\$9.39
31 Dec 2022	\$0.87
31 Jan 2023	\$0.93
28 Feb 2023	\$4.56
31 Mar 2023	\$9.81
30 Apr 2023	\$9.90
31 May 2023	\$11.72
30 Jun 2023	\$12.84
Sub total	\$71.09

Client deposits into Direct Investment Account

22 Jul 2022	BPay received	\$75,000.00
15 Feb 2023	BPay received	\$25,000.00
Sub total		\$100,000.00

Net trade flows **(\$86,785.17)**

Direct Investment Account balance at end of period **\$13,285.92**

While every effort has been made to provide you with an accurate statement, we give no warranty of accuracy or reliability and take no responsibility for any errors or omissions including negligence by any officers, employees or agents. We encourage you to confirm the information, holdings and valuations contained herein. Information contained in the report may only relate to the period since you commenced our service.



Cash Report

	Total
Base Currency Summary	
Starting Cash	1,101.70
Commissions	-21.05
Deposits	100,000.00
Dividends	878.96
Broker Interest Paid and Received	713.47
Trades (Sales)	106,860.65
Trades (Purchase)	-208,482.50
Withholding Tax	-130.38
Cash FX Translation Gain/Loss	2,061.46
Ending Cash	2,982.31
Ending Settled Cash	2,982.31
AUD	
Starting Cash	397.79
Commissions	-3.32
Deposits	100,000.00
Broker Interest Paid and Received	20.05
Trades (Sales)	0.38
Trades (Purchase)	-98,144.00
Ending Cash	2,270.91
Ending Settled Cash	2,270.91
USD	
Starting Cash	485.99
Commissions	-12.15
Dividends	588.63
Broker Interest Paid and Received	458.18
Trades (Sales)	74,499.66
Trades (Purchase)	-75,458.96
Withholding Tax	-87.30
Ending Cash	474.05
Ending Settled Cash	474.05

Class balances: AUD a/c \$2270.91 and USD a/c \$715.01 = \$2985.92

Open Positions

Symbol	Quantity	Mult	Cost Price	Cost Basis	Close Price	Value	Unrealized P/L	Code
Stocks								
USD								
						US\$ close price		
AMGN	Amegen Inc	50	1	243.1700	12,158.50	222.0200	11,101.00	-1,057.50
AMZN	Amazon	100	1	98.8750	9,887.50	130.3600	13,036.00	3,148.50
BEP	Brookfield Renewable Partner	100	1	30.3200	3,032.00	29.4900	2,949.00	-83.00
BRK B	Berkshire Hathaway Inc	96	1	146.98041667	14,110.12	341.0000	32,736.00	18,625.88
C	Citigroup Inc	200	1	49.8050	9,961.00	46.0400	9,208.00	-753.00
GOOG	Alphabet Inc - Class C	230	1	95.04673913	21,860.75	120.9700	27,823.10	5,962.35
GOOGL	Alphabet Inc - Class A	60	1	40.96666667	2,458.00	119.7000	7,182.00	4,724.00
MSFT	Microsoft	30	1	242.02333333	7,260.70	340.5400	10,216.20	2,955.50

BSB
182512

Account No.
000964055388

Account Name
MIRRAWEENA PTY LTD ATF MIRRAWEENA SUPER
FUND

James Fisher
45 BLACKBUTT AVE
PENNANT HILLS NSW 2120



Cash Management Account Transaction Listing Report

From 1 July 2022 to 30 June 2023

Overview of this transaction listing report

Opening balance	- Total debits	+ Total credits	= Closing balance
\$117,036.01 CR	\$204,907.87	\$99,302.86	\$11,431.00 CR

Account Name

MIRRAWEEENA PTY LTD ATF MIRRAWEEENA SUPER FUND



Cash Management Account Transaction Listing Report

Your transactions

Please check each entry on this report. If you think there is an error or unauthorised transaction, please contact us right away.

Date	Description	Debits	Credits	Balance
Jul 2022				
	Opening balance			117,036.01 CR
Jul 15	TRUST COMPANY SU P00000000000306239		75,000.00	192,036.01 CR
Jul 19	QUICKSUPER QUICKSPR3254808096		819.58	192,855.59 CR
Jul 21	TRANSACT FUNDS TFR TO INTERACTIVE BROKER	75,000.00		117,855.59 CR
Jul 21	BPAY TO BELL POTTER CAPITAL.	75,000.00		42,855.59 CR
Jul 26	QUICKSUPER QUICKSPR3260493739		837.71	43,693.30 CR
Jul 29	MACQUARIE CMA INTEREST PAID		33.15	43,726.45 CR
Aug 2022				
Aug 15	QUICKSUPER QUICKSPR3275335448		837.71	44,564.16 CR
Aug 31	MACQUARIE CMA INTEREST PAID		29.76	44,593.92 CR
Aug 31	QUICKSUPER QUICKSPR3287779920		837.71	45,431.63 CR
Sep 2022				
Sep 13	QUICKSUPER QUICKSPR3297645710		837.71	46,269.34 CR
Sep 29	QUICKSUPER QUICKSPR3310138323		929.85	47,199.19 CR
Sep 30	MACQUARIE CMA INTEREST PAID		40.64	47,239.83 CR
Oct 2022				
Oct 18	QUICKSUPER QUICKSPR3324891335		854.46	48,094.29 CR
Oct 28	QUICKSUPER QUICKSPR3333413788		854.46	48,948.75 CR
Oct 31	MACQUARIE CMA INTEREST PAID		56.66	49,005.41 CR
Nov 2022				
Nov 9	QUICKSUPER QUICKSPR3342025081		854.46	49,859.87 CR
Nov 18	QUICKSUPER QUICKSPR3349308808		854.46	50,714.33 CR
Nov 18	SuperChoice P/L PC151122-192287336		1,034.11	51,748.44 CR
Nov 30	MACQUARIE CMA INTEREST PAID		67.45	51,815.89 CR
Dec 2022				
Dec 23	SuperChoice P/L PC191222-193273502		1,750.04	53,565.93 CR
Dec 30	MACQUARIE CMA INTEREST PAID		80.60	53,646.53 CR
Jan 2023				
Jan 23	SuperChoice P/L PC180123-196906210		1,750.04	55,396.57 CR
Jan 31	MACQUARIE CMA INTEREST PAID		94.98	55,491.55 CR
Feb 2023				
Feb 14	TRANSACT FUNDS TFR TO INTERACTIVE BROKER	25,000.00		30,491.55 CR
Feb 14	BPAY TO BELL POTTER CAPITAL.	25,000.00		5,491.55 CR
Feb 24	SuperChoice P/L PC220223-116207808		1,750.04	7,241.59 CR
Feb 28	MACQUARIE CMA INTEREST PAID		44.66	7,286.25 CR
Mar 2023				
Mar 27	SuperChoice P/L PC200323-155816143		2,823.02	10,109.27 CR
Mar 31	MACQUARIE CMA INTEREST PAID		14.17	10,123.44 CR
Apr 2023				

Account Name

MIRRAWEENA PTY LTD ATF MIRRAWEENA SUPER FUND

**Cash Management Account Transaction Listing Report**

Date	Description	Debits	Credits	Balance
Apr 28	MACQUARIE CMA INTEREST PAID		17.47	10,140.91 CR
Apr 28	SuperChoice P/L PC200423-190264444		1,750.04	11,890.95 CR
May 2023				
May 17	CLEARVIEWLIFEINV 514676097014718111	4,907.87		6,983.08 CR
May 22	SuperChoice P/L PC160523-179539741		1,750.04	8,733.12 CR
May 31	MACQUARIE CMA INTEREST PAID		21.44	8,754.56 CR
Jun 2023				
Jun 21	SuperChoice P/L PC160623-103725176		2,656.00	11,410.56 CR
Jun 30	MACQUARIE CMA INTEREST PAID		20.44	11,431.00 CR
Closing balance				11,431.00 CR

Check we have your latest details

New contact details? Contact us to update them.

End of transaction listing report

ORD MINNETT

CASH TRANSACTION STATEMENT

From 1 July 2022 Through 30 June 2023

Mirraweena Pty Ltd

<Mirraweena Super Fund A/C>

Date	Description	Debit	Credit	Balance
Ord Minnett Cash Management Trust				
01-Jul-22	Opening Balance			18,654.00
01-Jul-22	Australia and New Zealand Banking Group Limited - Dividend		1,131.12	19,785.12
01-Jul-22	Ms Jane Helen Cowper and Mr Michael John Moore; 032-847; a/c 1444790	(1,600.00)		18,185.12
04-Jul-22	Macquarie Group Limited - Dividend		2,698.50	20,883.62
05-Jul-22	Qube Holdings Limited - Fixed Interest Floating Rate Notes - Interest		309.54	21,193.16
05-Jul-22	National Australia Bank Limited - Dividend		951.92	22,145.08
08-Jul-22	Mcp Master Income Trust - Distribution		665.46	22,810.54
08-Jul-22	Mcp Income Opportunities Trust - Dividend		418.28	23,228.82
15-Jul-22	ETFS Morningstar Global Technology ETF - Dividend		1,242.43	24,471.25
18-Jul-22	Betashares Asia Technology Tigers ETF - Distribution		212.03	24,683.28
21-Jul-22	Magellan Global Fund (Open Class) - Distribution		464.87	25,148.15
21-Jul-22	Magellan High Conviction Trust - Distribution		446.24	25,594.39
01-Aug-22	Ms Jane Helen Cowper and Mr Michael John Moore; 032-847; a/c 1444790	(1,600.00)		23,994.39
08-Aug-22	Mcp Master Income Trust - Distribution		643.28	24,637.67
08-Aug-22	Mcp Income Opportunities Trust - Dividend		350.35	24,988.02
12-Aug-22	Charter Hall Long WALE REIT - Distribution		890.42	25,878.44
12-Aug-22	Transferred to A/C 1637970 - WITHDRAWAL	(1,984.50)		23,893.94
17-Aug-22	PARS Fee 01Jul2022 to 30Sep2022	(4,022.81)		19,871.13
19-Aug-22	Mirraweena Pty Ltd ATF Mirraweena Super Fund; BSB 112-879; a/c 456774768 (Lump Sum)	(10,000.00)		9,871.13
23-Aug-22	Transurban Group - Distribution (FY23)		53.20	9,924.33
23-Aug-22	Transurban Group - Distribution (FY22)		638.40	10,562.73
31-Aug-22	Charter Hall Group - Dividend (FY22)		431.64	10,994.37
31-Aug-22	Charter Hall Group - Dividend (FY23)		352.36	11,346.73

Adviser Name: Andrew Murray

Location: SYDNEY

Phone No: (02) 8216 6462

Account No: 1637970

Ord Minnett Limited AFS Licence 237121 ABN 86 002 733 048 A Market Participant of the Australian Stock Exchange Limited

While Ord Minnett believes that the information contained herein is reliable, no warranty is given as to its accuracy or the accuracy of information or material from other sources and persons who rely on it do so at their own risk. Accordingly you should satisfy yourself as to the correctness or otherwise of the statements contained herein.

ORD MINNETT

CASH TRANSACTION STATEMENT

From 1 July 2022 Through 30 June 2023

Mirraweena Pty Ltd

<Mirraweena Super Fund A/C>

Date	Description	Debit	Credit	Balance
01-Sep-22	Mirraweena Pty Ltd ATF Mirraweena Super Fund; BSB 112-879; a/c 456774768 (Lump Sum)	(10,000.00)		1,346.73
07-Sep-22	Macquarie Bank Capital Notes 3 - Dividend		222.45	1,569.18
08-Sep-22	Mcp Income Opportunities Trust - Dividend		457.60	2,026.78
08-Sep-22	Mcp Master Income Trust - Distribution		820.73	2,847.51
14-Sep-22	Cash Deposit - Sold 200 NABPE @ 100.6030		20,093.10	22,940.61
15-Sep-22	Mirraweena Pty Ltd ATF Mirraweena Super Fund; 112-879; a/c 456774768	(6,000.00)		16,940.61
19-Sep-22	National Australia Bank Limited Capital Notes 3 - Dividend		522.70	17,463.31
20-Sep-22	NAB Subordinated Notes 2 - Interest		502.55	17,965.86
21-Sep-22	Sonic Healthcare Limited - Dividend		591.00	18,556.86
21-Sep-22	Rio Tinto Limited - Dividend		4,316.63	22,873.49
22-Sep-22	BHP Billiton Limited - Dividend		4,986.29	27,859.78
23-Sep-22	Westpac Banking Corporation Capital Notes V - Dividend		435.80	28,295.58
26-Sep-22	Cash Deposit - Sold 2665 ASIA @ 6.6100		17,518.76	45,814.34
27-Sep-22	Woolworths Limited - Dividend		448.38	46,262.72
29-Sep-22	Commonwealth Bank of Australia - Dividend		2,190.30	48,453.02
30-Sep-22	Cash Deposit - Interest		46.24	48,499.26
05-Oct-22	CSL Limited - Dividend		344.63	48,843.89
05-Oct-22	Qube Holdings Limited - Fixed Interest Floating Rate Notes - Interest		435.84	49,279.73
06-Oct-22	Breville Group Limited - Dividend		263.25	49,542.98
06-Oct-22	Woodside Petroleum Limited - Dividend		564.63	50,107.61
11-Oct-22	Mcp Income Opportunities Trust - Dividend		446.88	50,554.49
11-Oct-22	Mcp Master Income Trust - Distribution		776.37	51,330.86
12-Oct-22	TPG Telecom Limited - Dividend		153.45	51,484.31
17-Oct-22	Mirraweena Pty Ltd ATF Mirraweena Super Fund; 112-879; a/c 456774768	(6,000.00)		45,484.31
08-Nov-22	Mcp Income Opportunities Trust - Dividend		504.08	45,988.39

Adviser Name: Andrew Murray

Location: SYDNEY

Phone No: (02) 8216 6462

Account No: 1637970

Ord Minnett Limited AFS Licence 237121 ABN 86 002 733 048 A Market Participant of the Australian Stock Exchange Limited

While Ord Minnett believes that the information contained herein is reliable, no warranty is given as to its accuracy or the accuracy of information or material from other sources and persons who rely on it do so at their own risk. Accordingly you should satisfy yourself as to the correctness or otherwise of the statements contained herein.

ORD MINNETT

CASH TRANSACTION STATEMENT

From 1 July 2022 Through 30 June 2023

Mirraweena Pty Ltd

<Mirraweena Super Fund A/C>

Date	Description	Debit	Credit	Balance
08-Nov-22	Mcp Master Income Trust - Distribution		931.64	46,920.03
09-Nov-22	Cash Withdrawal - Bght 250 BOQZZ @ 100.0000	(25,000.00)		21,920.03
11-Nov-22	Charter Hall Long WALE REIT - Distribution		816.90	22,736.93
15-Nov-22	Mirraweena Pty Ltd ATF Mirraweena Super Fund; 112-879; a/c 456774768	(6,000.00)		16,736.93
17-Nov-22	PARS Fee 01Oct2022 to 31Dec2022	(3,948.09)		12,788.84
07-Dec-22	Macquarie Bank Capital Notes 3 - Dividend		291.87	13,080.71
08-Dec-22	Mcp Income Opportunities Trust - Dividend		471.90	13,552.61
08-Dec-22	Mcp Master Income Trust - Distribution		946.43	14,499.04
13-Dec-22	Macquarie Group Limited - Dividend		2,313.00	16,812.04
14-Dec-22	National Australia Bank Limited - Dividend		1,017.12	17,829.16
15-Dec-22	Mirraweena Pty Ltd ATF Mirraweena Super Fund; 112-879; a/c 456774768	(6,000.00)		11,829.16
15-Dec-22	Australia and New Zealand Banking Group Limited - Dividend		1,240.24	13,069.40
16-Dec-22	Direct Credit (QUICKSUPER QUICKSPR3370261882)		203.60	13,273.00
19-Dec-22	National Australia Bank Limited Capital Notes 3 - Dividend		596.95	13,869.95
20-Dec-22	NAB Subordinated Notes 2 - Interest		371.85	14,241.80
22-Dec-22	Westpac Banking Corporation Capital Notes V - Dividend		532.70	14,774.50
31-Dec-22	Cash Deposit - Interest		148.17	14,922.67
05-Jan-23	Qube Holdings Limited - Fixed Interest Floating Rate Notes - Interest		510.09	15,432.76
10-Jan-23	Metrics Income Opportunities Trust - Distribution		561.28	15,994.04
10-Jan-23	Metrics Master Income Trust - Distribution		998.19	16,992.23
16-Jan-23	Mirraweena Pty Ltd ATF Mirraweena Super Fund; 112-879; a/c 456774768	(6,000.00)		10,992.23
18-Jan-23	Magellan Global Fund (Open Class) - Distribution		464.87	11,457.10
18-Jan-23	Magellan High Conviction Trust - Distribution		442.62	11,899.72
19-Jan-23	Direct Credit (QUICKSUPER QUICKSPR3391652308)		190.29	12,090.01
30-Jan-23	ASIC; Official Administered Receipts Account; BSB 093-003; a/c 317118 (2291612627466)	(90.00)		12,000.01

Adviser Name: Andrew Murray

Location: SYDNEY

Phone No: (02) 8216 6462

Account No: 1637970

Ord Minnett Limited AFS Licence 237121 ABN 86 002 733 048 A Market Participant of the Australian Stock Exchange Limited

While Ord Minnett believes that the information contained herein is reliable, no warranty is given as to its accuracy or the accuracy of information or material from other sources and persons who rely on it do so at their own risk. Accordingly you should satisfy yourself as to the correctness or otherwise of the statements contained herein.

ORD MINNETT

CASH TRANSACTION STATEMENT

From 1 July 2022 Through 30 June 2023

Mirraweena Pty Ltd

<Mirraweena Super Fund A/C>

Date	Description	Debit	Credit	Balance
08-Feb-23	Metrics Income Opportunities Trust - Distribution		579.15	12,579.16
08-Feb-23	Metrics Master Income Trust - Distribution		1,064.74	13,643.90
13-Feb-23	Transurban Group - Distribution (FY23)		704.90	14,348.80
14-Feb-23	Charter Hall Long WALE REIT - Distribution		816.90	15,165.70
15-Feb-23	Mirraweena Pty Ltd ATF Mirraweena Super Fund; 112-879; a/c 456774768	(6,000.00)		9,165.70
16-Feb-23	PARS Fee 01Jan2023 to 31Mar2023	(4,148.74)		5,016.96
28-Feb-23	Charter Hall Group - Distribution (FY23)		798.17	5,815.13
07-Mar-23	Macquarie Bank Capital Notes 3 - Dividend		316.70	6,131.83
08-Mar-23	Metrics Income Opportunities Trust - Distribution		496.93	6,628.76
08-Mar-23	Metrics Master Income Trust - Distribution		953.83	7,582.59
15-Mar-23	Bank of Queensland Limited Capital Notes 3 - Dividend		373.20	7,955.79
15-Mar-23	Mirraweena Pty Ltd ATF Mirraweena Super Fund; 112-879; a/c 456774768	(6,000.00)		1,955.79
16-Mar-23	Direct Credit (QUICKSUPER QUICKSPR3432520084)		159.84	2,115.63
17-Mar-23	National Australia Bank Limited Capital Notes 3 - Dividend		607.70	2,723.33
20-Mar-23	NAB Subordinated Notes 2 - Interest		391.99	3,115.32
22-Mar-23	Westpac Banking Corporation Capital Notes V - Dividend		554.20	3,669.52
22-Mar-23	Sonic Healthcare Limited - Dividend		413.70	4,083.22
27-Mar-23	Breville Group Limited - Dividend		263.25	4,346.47
30-Mar-23	BHP Group Limited - Dividend		2,664.55	7,011.02
30-Mar-23	Commonwealth Bank of Australia - Dividend		2,190.30	9,201.32
31-Mar-23	Cash Deposit - Interest		61.48	9,262.80
03-Apr-23	Cash Deposit - Sold 219 BHP @ 46.0550		10,020.05	19,282.85
03-Apr-23	Cash Deposit - Sold 4965 MOT @ 2.0200		10,001.80	29,284.65
03-Apr-23	Cash Deposit - Sold 5145 MXT @ 1.9525		10,018.11	39,302.76
05-Apr-23	Qube Holdings Limited - Fixed Interest Floating Rate Notes - Interest		531.60	39,834.36

Adviser Name: Andrew Murray

Location: SYDNEY

Phone No: (02) 8216 6462

Account No: 1637970

Ord Minnett Limited AFS Licence 237121 ABN 86 002 733 048 A Market Participant of the Australian Stock Exchange Limited

While Ord Minnett believes that the information contained herein is reliable, no warranty is given as to its accuracy or the accuracy of information or material from other sources and persons who rely on it do so at their own risk. Accordingly you should satisfy yourself as to the correctness or otherwise of the statements contained herein.

ORD MINNETT

CASH TRANSACTION STATEMENT

From 1 July 2022 Through 30 June 2023

Mirraweena Pty Ltd

<Mirraweena Super Fund A/C>

Date	Description	Debit	Credit	Balance
05-Apr-23	Woodside Energy Group Ltd - Dividend		760.50	40,594.86
05-Apr-23	CSL Limited - Dividend		317.81	40,912.67
12-Apr-23	Metrics Income Opportunities Trust - Distribution		461.78	41,374.45
12-Apr-23	Metrics Master Income Trust - Distribution		990.65	42,365.10
13-Apr-23	TPG Telecom Limited - Dividend		153.45	42,518.55
13-Apr-23	Woolworths Limited - Dividend		389.16	42,907.71
13-Apr-23	Mirraweena Pty Ltd ATF Mirraweena Super Fund; BSB 112-879; a/c 456774768	(10,000.00)		32,907.71
17-Apr-23	Mirraweena Pty Ltd ATF Mirraweena Super Fund; 112-879; a/c 456774768	(6,000.00)		26,907.71
18-Apr-23	Cash Deposit - Sold 3830 CHC @ 11.3057		43,062.77	69,970.48
18-Apr-23	Direct Credit (QUICKSUPER QUICKSPR3456388032)		125.59	70,096.07
19-Apr-23	Verus Actuaries Pty Ltd; BSB 012-263; a/c 286181627 (ZC13771835107)	(110.00)		69,986.07
20-Apr-23	Rio Tinto Limited - Dividend		3,673.01	73,659.08
02-May-23	Direct Credit (ATO ATO726791043861001)		1,493.00	75,152.08
08-May-23	Metrics Income Opportunities Trust - Distribution		418.68	75,570.76
08-May-23	Metrics Master Income Trust - Distribution		963.13	76,533.89
09-May-23	Mirraweena Pty Ltd ATF Mirraweena Super Fund; BSB 112-879; a/c 456774768	(10,000.00)		66,533.89
15-May-23	Charter Hall Long WALE REIT - Distribution		816.90	67,350.79
15-May-23	Mirraweena Pty Ltd ATF Mirraweena Super Fund; 112-879; a/c 456774768	(6,000.00)		61,350.79
16-May-23	Direct Credit (QUICKSUPER QUICKSPR3477696004)		41.86	61,392.65
18-May-23	Mirraweena Pty Ltd ATF Mirraweena Super Fund; BSB 112-879; a/c 456774768	(10,000.00)		51,392.65
22-May-23	PARS Fee 01Apr2023 to 30Jun2023	(4,174.92)		47,217.73
07-Jun-23	Cash Deposit - Sold 30785 MOT @ 1.9766		60,682.15	107,899.88
07-Jun-23	Cash Deposit - Sold 18200 MXT @ 1.9243		34,925.19	142,825.07
07-Jun-23	Macquarie Bank Capital Notes 3 - Dividend		351.40	143,176.47
08-Jun-23	Cash Withdrawal - Bght 300 CBAXX @ 100.0000	(30,000.00)		113,176.47

Adviser Name: Andrew Murray

Location: SYDNEY

Phone No: (02) 8216 6462

Account No: 1637970

Ord Minnett Limited AFS Licence 237121 ABN 86 002 733 048 A Market Participant of the Australian Stock Exchange Limited

While Ord Minnett believes that the information contained herein is reliable, no warranty is given as to its accuracy or the accuracy of information or material from other sources and persons who rely on it do so at their own risk. Accordingly you should satisfy yourself as to the correctness or otherwise of the statements contained herein.

ORD MINNETT

CASH TRANSACTION STATEMENT

From 1 July 2022 Through 30 June 2023

Mirraweena Pty Ltd

<Mirraweena Super Fund A/C>

Date	Description	Debit	Credit	Balance
08-Jun-23	Metrics Income Opportunities Trust - Distribution		498.72	113,675.19
08-Jun-23	Metrics Master Income Trust - Distribution		1,025.05	114,700.24
08-Jun-23	Mirraweena Pty Ltd ATF Mirraweena Super Fund; BSB 112-879; a/c 456774768	(30,000.00)		84,700.24
15-Jun-23	Bank of Queensland Limited Capital Notes 3 - Dividend		311.35	85,011.59
15-Jun-23	SUPER AUDITS; BSB 015-056; a/c 387392386 (MIRRAWEENA SF)	(440.00)		84,571.59
15-Jun-23	Mirraweena Pty Ltd ATF Mirraweena Super Fund; 112-879; a/c 456774768	(6,000.00)		78,571.59
19-Jun-23	National Australia Bank Limited Capital Notes 3 - Dividend		692.75	79,264.34
20-Jun-23	Direct Credit (ATO ATO006000017923805)		37,635.48	116,899.82
20-Jun-23	NAB Subordinated Notes 2 - Interest		436.35	117,336.17
22-Jun-23	Westpac Banking Corporation Capital Notes V - Dividend		608.35	117,944.52
22-Jun-23	Roach & Bruce Consulting Pty Ltd; BSB 032-024; a/c 229586 (MIRRAWEENA)	(3,190.00)		114,754.52
26-Jun-23	Mirraweena Pty Ltd ATF Mirraweena Super Fund; BSB 112-879; a/c 456774768	(15,000.00)		99,754.52
28-Jun-23	Cash Withdrawal - Bght 450 BHP @ 43.9900	(19,904.38)		79,850.14
28-Jun-23	Cash Withdrawal - Bght 200 BOQPG @ 100.2000	(20,095.11)		59,755.03
28-Jun-23	Cash Withdrawal - Bght 200 CBAPM @ 100.2490	(20,104.93)		39,650.10
30-Jun-23	Cash Deposit - Interest		504.33	40,154.43
30-Jun-23	Closing Balance	(295,413.48)	316,913.91	40,154.43
Pershing US Dollars				
01-Jul-22	Opening Balance			0.00
09-Feb-23	Cash Deposit - MAWSON INFRASTRUCTURE GROUP INC - CASH IN LIEU OF FRACTIONAL		1.04	1.04
01-Mar-23	ANNUAL CUSTODIAL MAINTENANCE FEE MIXED ACCT NG7092133	(65.00)		(63.96)
30-Jun-23	Closing Balance	(65.00)	1.04	(63.96)

Adviser Name: Andrew Murray
Location: SYDNEY
Phone No: (02) 8216 6462
Account No: 1637970

Ord Minnett Limited AFS Licence 237121 ABN 86 002 733 048 A Market Participant of the Australian Stock Exchange Limited

While Ord Minnett believes that the information contained herein is reliable, no warranty is given as to its accuracy or the accuracy of information or material from other sources and persons who rely on it do so at their own risk. Accordingly you should satisfy yourself as to the correctness or otherwise of the statements contained herein.

ORD MINNETT

UNSETTLED ACCRUALS

Unsettled Accruals as at: 30 June 2023

Mirraweena Pty Ltd

<Mirraweena Super Fund A/C>

Security	Description	Trade/Ex Date	Settlement Date	Value
Income Accruals				
ANZ	ANZ Group Holdings Limited - Dividend	15-May-23	03-Jul-23	1,357.56
CLW	Charter Hall Long WALE REIT - Distribution	29-Jun-23	14-Aug-23	816.90
MQG	Macquarie Group Limited - Dividend	15-May-23	04-Jul-23	3,469.50
MXT	Metrics Master Income Trust - Distribution	30-Jun-23	10-Jul-23	758.93
NAB	National Australia Bank Limited - Dividend	10-May-23	05-Jul-23	1,082.32
QUBHA	Qube Holdings Limited - Fixed Interest Floating Rate Notes - Interest	26-Jun-23	05-Jul-23	564.18
TCL	Transurban Group - Dividend (FY24)	29-Jun-23	21-Aug-23	26.60
TCL	Transurban Group - Distribution (FY23)	29-Jun-23	21-Aug-23	811.30
TECH	Global X Morningstar Global Technology ETF - Dividend	30-Jun-23	17-Jul-23	160.02
Sub Total				9,047.31
TOTAL ACCRUALS				9,047.31

Add: Betashares USD ETF	\$2091.99
Magellan Global	\$465.78
Magellan High Conviction	\$424.48

Adviser Name: Andrew Murray
Location: SYDNEY
Phone No: (02) 8216 6462
Account No: 1637970

Ord Minnett Limited AFS Licence 237121 ABN 86 002 733 048 A Market Participant of the Australian Stock Exchange Limited

While Ord Minnett believes that the information contained herein is reliable, no warranty is given as to its accuracy or the accuracy of information or material from other sources and persons who rely on it do so at their own risk. Accordingly you should satisfy yourself as to the correctness or otherwise of the statements contained herein.

Estimated dividends & distributions

01 Jul 2022 - 30 Jun 2023

CBA COMMONWEALTH BANK. ORDINARY

Ex div. date	Payment date	Type	Div. amount	Franking %	Balance	Franking credit	Est. dividend
22/02/2023	30/03/2023	Interim	\$2.10	100.00%	100	\$90.00	\$210.00
Estimated sub total						\$90.00	\$210.00

TPG TPG TELECOM LIMITED. ORDINARY

Ex div. date	Payment date	Type	Div. amount	Franking %	Balance	Franking credit	Est. dividend
13/09/2022	12/10/2022	Interim	\$0.09	100.00%	129	\$4.98	\$11.61
Estimated sub total						\$4.98	\$11.61

WES WESFARMERS LIMITED ORDINARY

Ex div. date	Payment date	Type	Div. amount	Franking %	Balance	Franking credit	Est. dividend
20/02/2023	28/03/2023	Interim	\$0.88	100.00%	200	\$75.43	\$176.00
Estimated sub total						\$75.43	\$176.00
Estimated total						\$170.41	\$397.61

The information presented in this report is a general estimation and is intended as a guide for indicative purposes only. It is an extrapolation of our understanding of your holdings against publicly available dividend entitlement and payment information. It should not be considered a replacement for your own records. We encourage you to confirm the information and holdings represented here.

**ALL THESE DIVIDENDS REMAIN UNPAID AS AT 17-11-23
AS CLIENT NEEDS TO ADVISE SHARE REGISTRIES OF SUPER
FUND'S BANK ACCOUNT DETAILS**

\$397.61 ACCRUED AT 30-6-23

While every effort has been made to provide you with an accurate statement, we give no warranty of accuracy or reliability and take no responsibility for any errors or omissions including negligence by any officers, employees or agents. We encourage you to confirm the information, holdings and valuations contained herein. Information contained in the report may only relate to the period since you commenced our service.

Payment Advice



**Commonwealth
Bank**

ABN 48 123 123 124

NOT RECEIVED AT 30-6-23

All Registry communications to:
Commonwealth Bank of Australia
Locked Bag A14, Sydney South, NSW, 1235
Telephone: 1800 022 440
ASX Code: **CBA**
Email: cba@linkmarketservices.com.au
Website: www.linkmarketservices.com.au

COMMONWEALTH BANK OF AUSTRALIA

ABN: 48 123 123 124

MIRRAWEEENA PTY LTD <MIRRAWEEENA SUPER FUND A/C>
BLACKBUTT AVN
PENNANT HILLS NSW
2120

DIVIDEND STATEMENT

Reference No.: X*****1178
Payment Date: 30 March 2023
Record Date: 23 February 2023

Security Description	Dividend Rate per Share	Participating Shares	Unfranked Amount	Franked Amount	Total Payment	Franking Credit
CBA - ORDINARY SHARES	\$2.10	100	\$0.00	\$210.00	\$210.00	\$90.00
		Less Withholding Tax			\$0.00	
		Net Amount			AUD 210.00	
		Represented By:				
		Withheld Payment			AUD 210.00	

FRANKING INFORMATION

Franked Rate per Share \$2.10
Franking Percentage 100%
Company Tax Rate 30%

New Zealand Imputation Credit in NZD

\$10.00

Attached to this dividend is a New Zealand Imputation Credit of NZ\$0.10 per share. The only Commonwealth Bank shareholders who may obtain benefits from the New Zealand Imputation Credits are New Zealand resident taxpayers who meet certain other requirements. If you require further information, we recommend you talk to your tax advisor or the New Zealand Inland Revenue Department.

For the avoidance of doubt, the offer of the Dividend Reinvestment Plan (DRP) to the public in New Zealand is made in compliance with Australian law and any code, rules or other requirements relating to the offer of the DRP in Australia.

Withheld: To enable payment please update your Payment Instructions in the Payments & Tax section on the Link Investor Centre.

The total amount together with the franking credit (if any) should be disclosed as assessable income in your Australian tax return.

Note: You may require this statement for taxation purposes. All investors should seek independent advice relevant to their own particular circumstances.

Please ensure your details are current by viewing and updating via the online service centre.

Dividends & Payments

TPG TELECOM LIMITED

Mirraweena Pty Ltd X*****1178

Payment Date	Net	Type	Method	Status
12/10/2022	\$11.61	Dividend	Cheque	Unpresented

Dividends & Payments

WESFARMERS LIMITED

Mirraweena Pty Ltd X*****1178

Payment Date	Net	Type	Method	Status
5/10/2023	\$206.00	Dividend	Direct Credit	Unissued Credit
28/03/2023	\$176.00	Dividend	Direct Credit	Unissued Credit

Client name	MIRRAWEEENA SUPER FUND	Fin Accounts Prepared by	TANIA CARTER
Client code	MIRRASF	Date prepared	17-Nov-2023
Year ended	30-Jun-2023	Reviewed by	
SRN/HIN	Ords X0061601724 Bell Direct X0112081178	Date reviewed	
Postcode	Ords 2001 Bell Direct 2120	Back to Cover	

1 Income Tax Reconciliation

Attach a tax reconciliation report. Tax reconciliation was reviewed to ensure that tax details are correct and agreed DTA/DTL. *Please note that for super funds predominantly in pension phase, DTA and DTL should be nil.*

2 Tax Receipts and Payments

Attach ATO portal printouts for ITA and ICA
Reviewed tax payments and receipts and agreed to the ATO portal

3 Deducted Members Contribution

Were there member deducted contributions during the financial year? *If yes, please ensure that members meet conditions of acceptance and that members' election and trustees' acknowledgement under s290-170 have been documented in financial account*

No

4,5,6 Calculations

Reviewed tax WP, tax rec and tax return - correct application of Tax Laws
Expenses were recorded correctly
Refer to attached tax reconciliation report

Mirraweena Super Fund

Tax Accounting Reconciliation

For the period 1 July 2022 to 30 June 2023

Operating Statement Profit vs. Provision for Income Tax		2023
		\$
Benefits Accrued as a Result of Operations before Income Tax		93,597.58
<u>ADD:</u>		
Forex Unrealised Losses		15.97
Franking Credits		16,803.25
Pension Non-deductible Expenses		14,694.24
Pensions Paid		158,200.00
<u>LESS:</u>		
Increase in Market Value		94,290.01
Realised Capital Gains		4,433.54
Forex Realised Gains		2,386.08
Pension Exempt Income		74,408.00
Distributed Capital Gains		4,120.35
Non-Taxable Income		1,241.60
Rollovers In		75,000.00
Rounding		1.46
Taxable Income or Loss		27,430.00
	Income Amount	Tax Amount
Gross Tax @ 15% for Concessional Income	27,430.00	4,114.50
Gross Tax @ 45% for Net Non-Arm's Length Income	0.00	0.00
No-TFN Quoted Contributions @ 32%	0.00	0.00
Change in Carried Forward Losses	0.00	0.00
Provision for Income Tax		4,114.50

Provision for Income Tax vs. Income Tax Expense

Provision for Income Tax		4,114.50
<u>ADD:</u>		
Excessive Foreign Tax Credit Writeoff		181.06
<u>LESS:</u>		
Franking Credits		16,803.25
Income Tax Expense		(12,507.69)

Provision for Income Tax vs. Income Tax Payable

Provision for Income Tax		4,114.50
<u>ADD:</u>		
Excessive Foreign Tax Credit Writeoff		181.06
<u>LESS:</u>		
Franking Credits		16,803.25
Foreign Tax Credits		211.47
Income Tax Payable (Receivable)		(12,719.16)

Mirraweena Super Fund
Tax Accounting Reconciliation
For the period 1 July 2022 to 30 June 2023

Exempt Current Pension Income Settings

Pension Exempt % (Actuarial)	85.6200%
Pension Exempt % (Expenses)	39.9174%
Assets Segregated For Pensions	No

Mirraweena Super Fund
Investment Income Summary
For the period 1 July 2022 to 30 June 2023

Total Income	Add			Less					Taxable Income (excluding Capital Gains)	Indexed Capital Gains *	Discounted Capital Gains *	Other Capital Gains *	CGT Concession Amount *	
	Franking Credits	Foreign Credits	TFN Credits	Tax Free	Tax Exempt	Tax Deferred	Distributed Capital Gains	GST						
<u>Bank</u>														
Bell Direct Cash Account														
71.09	0.00	0.00	0.00	0.00	0.00	0.00	0.00	0.00	0.00	71.09	0.00	0.00	0.00	0.00
Interactive Brokers Cash Acct - AUD J&E														
20.05	0.00	0.00	0.00	0.00	0.00	0.00	0.00	0.00	0.00	20.05	0.00	0.00	0.00	0.00
Macquarie Bank CMA 964055388 J&E														
521.42	0.00	0.00	0.00	0.00	0.00	0.00	0.00	0.00	0.00	521.42	0.00	0.00	0.00	0.00
Ord Minnett - CMT Account														
760.22	0.00	0.00	0.00	0.00	0.00	0.00	0.00	0.00	0.00	760.22	0.00	0.00	0.00	0.00
1,372.78	0.00	0.00	0.00	0.00	0.00	0.00	0.00	0.00	0.00	1,372.78	0.00	0.00	0.00	0.00
<u>Bank - Foreign</u>														
Interactive Brokers Cash Acct - USD J&E														
1,439.65	0.00	130.38	0.00	0.00	0.00	0.00	0.00	0.00	0.00	1,570.03	0.00	0.00	0.00	0.00
1,439.65	0.00	130.38	0.00	0.00	0.00	0.00	0.00	0.00	0.00	1,570.03	0.00	0.00	0.00	0.00
<u>Listed Securities Market</u>														
Australia And New Zealand Banking Group Limited (ASX:ANZ)														
2,371.36	1,016.30	0.00	0.00	0.00	0.00	0.00	0.00	0.00	0.00	3,387.66	0.00	0.00	0.00	0.00
Bank Of Queensland Limited. - Cap Note 3-Bbsw+3.40% Perp Non-Cum Red T-12-28 (ASX:BOQPG)														
684.55	293.38	0.00	0.00	0.00	0.00	0.00	0.00	0.00	0.00	977.93	0.00	0.00	0.00	0.00
Betashares U.S. Dollar ETF - Exchange Traded Fund Units Fully Paid (ASX:USD)														
2,091.99	0.00	0.00	0.00	0.00	0.00	0.00	0.00	0.00	0.00	2,091.99	0.00	0.00	0.00	0.00
BHP Group Limited (ASX:BHP)														
7,650.84	3,278.93	0.00	0.00	0.00	0.00	0.00	0.00	0.00	0.00	10,929.77	0.00	0.00	0.00	0.00
Breville Group Limited (ASX:BRG)														
526.50	225.64	0.00	0.00	0.00	0.00	0.00	0.00	0.00	0.00	752.14	0.00	0.00	0.00	0.00
Charter Hall Group - Stapled Securities Us Prohibited (ASX:CHC)														
1,150.53	304.98	0.00	0.00	0.00	100.75	0.00	270.96	0.00	0.00	1,083.80	0.00	135.48	0.00	135.48

Mirraweena Super Fund
Investment Income Summary
For the period 1 July 2022 to 30 June 2023

Total Income	Add			Less					Taxable Income (excluding Capital Gains)	Indexed Capital Gains *	Discounted Capital Gains *	Other Capital Gains *	CGT Concession Amount *	
	Franking Credits	Foreign Credits	TFN Credits	Tax Free	Tax Exempt	Tax Deferred	Distributed Capital Gains	GST						
Charter Hall Long Wale REIT - Fully Paid Units Stapled Securities (ASX:CLW)														
3,267.60	0.00	0.00	0.00	0.00	1,819.64	0.00	608.16	0.00	839.80	0.00	304.08	0.00	304.08	
Commonwealth Bank Of Australia. (ASX:CBA)														
4,590.60	1,967.40	0.00	0.00	0.00	0.00	0.00	0.00	0.00	6,558.00	0.00	0.00	0.00	0.00	
CSL Limited (ASX:CSL)														
662.44	14.77	0.00	0.00	0.00	0.00	0.00	0.00	0.00	677.21	0.00	0.00	0.00	0.00	
ETFs Morningstar Global Technology ETF - ETFs Morningstar Global Technology ETF (ASX:TECH)														
160.02	7.61	32.31	0.00	0.00	0.00	0.00	0.00	0.00	199.94	0.00	0.00	0.00	0.00	
Macquarie Bank Limited - Cap Note 3-Bbsw+2.90% Perp Non-Cum Red T-09-28 (ASX:MBLPD)														
1,182.42	202.71	0.00	0.00	0.00	0.00	0.00	0.00	0.00	1,385.13	0.00	0.00	0.00	0.00	
Macquarie Group Limited (ASX:MQG)														
5,011.50	859.11	0.00	0.00	0.00	0.00	0.00	0.00	0.00	5,870.61	0.00	0.00	0.00	0.00	
Magellan Global Fund (Open Class) (Managed Fund) - Magellan Global Fund (Open Class) (Managed Fund) (ASX:MGOC)														
930.65	0.00	48.78	0.00	0.00	(2,361.04)	0.00	3,236.91	0.00	103.56	0.00	1,618.45	0.00	1,618.46	
Magellan High Conviction Trust (Managed Fund) - Magellan High Conviction Trust (Managed Fund) (ASX:MHHT)														
867.10	0.00	0.00	0.00	0.00	867.10	0.00	0.00	0.00	0.00	0.00	0.00	0.00	0.00	
Mcp Income Opportunities Trust - Ordinary Units Fully Paid (ASX:MOT)														
5,247.35	0.00	0.00	0.00	0.00	0.00	0.00	0.00	0.00	5,247.35	0.00	0.00	0.00	0.00	
Mcp Master Income Trust - Ordinary Units Fully Paid (ASX:MXT)														
10,872.96	0.00	0.00	0.00	0.00	0.00	0.00	0.00	0.00	10,872.96	0.00	0.00	0.00	0.00	
National Australia Bank Limited - Cap Note 3-Bbsw+2.20% 20-09-28 Cum Red T-09-23 (ASX:NABPE)														
1,702.74	0.00	0.00	0.00	0.00	0.00	0.00	0.00	0.00	1,702.74	0.00	0.00	0.00	0.00	
National Australia Bank Limited - Cap Note 3-Bbsw+4.00% Perp Non-Cum Red T-06-26 (ASX:NABPF)														
2,420.10	1,037.18	0.00	0.00	0.00	0.00	0.00	0.00	0.00	3,457.28	0.00	0.00	0.00	0.00	
National Australia Bank Limited (ASX:NAB)														
1,969.04	843.88	0.00	0.00	0.00	0.00	0.00	0.00	0.00	2,812.92	0.00	0.00	0.00	0.00	
Qube Holdings Limited - Hybrid 3-Bbsw+3.90% 05-10-23 Sub Cum (ASX:QUBHA)														
1,787.07	0.00	0.00	0.00	0.00	0.00	0.00	0.00	0.00	1,787.07	0.00	0.00	0.00	0.00	
Rio Tinto Limited (ASX:RIO)														

Mirraweena Super Fund
Investment Income Summary
For the period 1 July 2022 to 30 June 2023

Total Income	Add			Less					Taxable Income (excluding Capital Gains)	Indexed Capital Gains *	Discounted Capital Gains *	Other Capital Gains *	CGT Concession Amount *
	Franking Credits	Foreign Credits	TFN Credits	Tax Free	Tax Exempt	Tax Deferred	Distributed Capital Gains	GST					
7,989.64	3,424.13	0.00	0.00	0.00	0.00	0.00	0.00	0.00	11,413.77	0.00	0.00	0.00	0.00
Sonic Healthcare Limited (ASX:SHL)													
1,004.70	430.59	0.00	0.00	0.00	0.00	0.00	0.00	0.00	1,435.29	0.00	0.00	0.00	0.00
TPG Telecom Limited. (ASX:TPG)													
306.90	131.52	0.00	0.00	0.00	0.00	0.00	0.00	0.00	438.42	0.00	0.00	0.00	0.00
TPG Telecom Limited. (ASX:TPG)													
11.61	4.98	0.00	0.00	0.00	0.00	0.00	0.00	0.00	16.59	0.00	0.00	0.00	0.00
Transurban Group - Fully Paid Ordinary/Units Stapled Securities (ASX:TCL)													
1,569.40	24.16	0.00	0.00	0.00	815.15	0.00	4.32	0.00	774.09	0.00	2.16	0.00	2.16
Wam Global Limited (ASX:WGB)													
1,914.28	820.40	0.00	0.00	0.00	0.00	0.00	0.00	0.00	2,734.68	0.00	0.00	0.00	0.00
Wesfarmers Limited (ASX:WES)													
176.00	75.43	0.00	0.00	0.00	0.00	0.00	0.00	0.00	251.43	0.00	0.00	0.00	0.00
Westpac Banking Corporation - Cap Note 3-Bbsw+3.20% Perp Non-Cum Red T-09-25 (ASX:WBCPH)													
2,131.05	913.30	0.00	0.00	0.00	0.00	0.00	0.00	0.00	3,044.35	0.00	0.00	0.00	0.00
Woodside Energy Group Ltd (ASX:WDS)													
1,325.13	567.91	0.00	0.00	0.00	0.00	0.00	0.00	0.00	1,893.04	0.00	0.00	0.00	0.00
Woolworths Group Limited (ASX:WOW)													
837.54	358.94	0.00	0.00	0.00	0.00	0.00	0.00	0.00	1,196.48	0.00	0.00	0.00	0.00
72,413.61	16,803.25	81.09	0.00	0.00	1,241.60	0.00	4,120.35	0.00	83,936.00	0.00	2,060.17	0.00	2,060.18
75,226.04	16,803.25	211.47	0.00	0.00	1,241.60	0.00	4,120.35	0.00	86,878.81	0.00	2,060.17	0.00	2,060.18

* Distributed capital gains components correspond to the cash amount received. You should refer to Realised Capital Gains or Distribution Reconciliation Reports for tax and capital gain reporting purpose.

Mirraweena Super Fund
Realised Capital Gains
For the period from 1 July 2022 to 30 June 2023

		Accounting Treatment				Taxation Treatment							
		Quantity	Proceeds	Excess Tax Value*	Original Cost	Accounting Profit/(Loss)	Cost Base Calculation		Capital Gains Calculation				
							Adjusted	Reduced	Indexation	Discounted	Other	Deferred	Capital Loss
<u>Bank - Foreign</u>													
Interactive Brokers Cash Acct - USD J&E													
15/11/2022	Sale	4,934.00	7,368.58		7,076.43	292.15							
15/11/2022	Sale	7,645.00	11,417.26		10,949.74	467.52							
15/11/2022	Sale	3,032.00	4,528.08		4,345.82	182.26							
15/11/2022	Sale	9,961.00	14,876.05		14,277.30	598.75							
15/11/2022	Sale	7,260.70	10,843.34		10,406.90	436.44							
15/02/2023	Sale	12,158.50	17,527.02		17,427.02	100.00							
15/02/2023	Sale	11,307.25	16,299.91		16,206.90	93.01							
15/02/2023	Sale	87.30	130.38		125.13	5.25							
16/02/2023	Sale	4,953.50	7,156.17		7,099.95	56.22							
16/02/2023	Sale	14,215.75	20,537.05		20,382.57	154.48							
		75,555.00	110,683.84		108,297.76	2,386.08						0.00	
Bank - Foreign Total			110,683.84		108,297.76	2,386.08						0.00	
<u>Foreign Investment Assets</u>													
American Express Co (NYSE ARCA:AXP)													
28/07/2022	Sale	21.00	4,563.18		1,769.98	2,793.20	1,769.98		2,793.20				
		21.00	4,563.18		1,769.98	2,793.20	1,769.98		2,793.20			0.00	
Bank of America Corp (NYSE ARCA:BAC)													
28/07/2022	Sale	52.00	2,487.75		1,057.00	1,430.75	1,057.00		1,430.75				
		52.00	2,487.75		1,057.00	1,430.75	1,057.00		1,430.75			0.00	
Wells Fargo & Co (NYSE ARCA:WFC)													
28/07/2022	Sale	25.00	1,558.70		1,491.41	67.29	1,491.41		67.29				
		25.00	1,558.70		1,491.41	67.29	1,491.41		67.29			0.00	
Foreign Investment Assets Total			8,609.63		4,318.39	4,291.24	4,318.39		4,291.24			0.00	
<u>Listed Derivatives Market</u>													

Mirraweena Super Fund
Realised Capital Gains
For the period from 1 July 2022 to 30 June 2023

		Accounting Treatment				Taxation Treatment								
		Quantity	Proceeds	Excess Tax Value*	Original Cost	Accounting Profit/(Loss)	Cost Base Calculation		Capital Gains Calculation					
							Adjusted	Reduced	Indexation	Discounted	Other	Deferred	Capital Loss	
<u>Listed Derivatives Market</u>														
Australia And New Zealand Banking Group Limited - Rights-Appsclose 15Aug2022 Us Prohibited (ASX:ANZR)														
25/08/2022	Sale	105.00	0.00		0.00		0.00			0.00				
		105.00	0.00		0.00		0.00			0.00		0.00		
Wam Global Limited - Option Expiring 12-Sep-2022 (ASX:WGBO)														
12/09/2022	Sale	15,671.00	0.00		0.00		0.00			0.00				
		15,671.00	0.00		0.00		0.00			0.00		0.00		
Listed Derivatives Market Total			0.00		0.00		0.00			0.00		0.00		
<u>Listed Securities Market</u>														
ANZ Group Holdings Limited - Ordinary Fully Paid Deferred Settlement (ASX:ANZDA)														
03/01/2023	Sale	1,396.00	39,976.75		39,976.75	0.00	39,976.75			0.00				
03/01/2023	Sale	105.00	1,984.50		1,984.50	0.00	1,984.50				0.00			
03/01/2023	Sale	49.00	1,226.47		1,226.47	0.00	1,226.47			0.00				
03/01/2023	Sale	44.00	1,145.32		1,145.32	0.00	1,145.32			0.00				
03/01/2023	Sale	40.00	1,110.40		1,110.40	0.00	1,110.40			0.00				
03/01/2023	Sale	42.00	1,167.18		1,167.18	0.00	1,167.18			0.00				
		1,676.00	46,610.62		46,610.62	0.00	46,610.62			0.00	0.00	0.00		
Australia And New Zealand Banking Group Limited (ASX:ANZ)														
03/01/2023	Sale	40.00	1,110.40		1,110.40	0.00	1,110.40			0.00				
03/01/2023	Sale	49.00	1,226.47		1,226.47	0.00	1,226.47			0.00				
03/01/2023	Sale	42.00	1,167.18		1,167.18	0.00	1,167.18			0.00				
03/01/2023	Sale	1,396.00	39,976.75		39,976.75	0.00	39,976.75			0.00				
03/01/2023	Sale	105.00	1,984.50		1,984.50	0.00	1,984.50				0.00			
03/01/2023	Sale	44.00	1,145.32		1,145.32	0.00	1,145.32			0.00				
		1,676.00	46,610.62		46,610.62	0.00	46,610.62			0.00	0.00	0.00		
Betashares ASIA Technology Tigers ETF - Betashares ASIA Technology Tigers ETF (ASX:ASIA)														
26/09/2022	Sale	2,665.00	17,518.76		19,995.10	(2,476.34)		21,033.34						3,514.58
		2,665.00	17,518.76		19,995.10	(2,476.34)		21,033.34				0.00		3,514.58

Mirraweena Super Fund
Realised Capital Gains
For the period from 1 July 2022 to 30 June 2023

		Accounting Treatment				Taxation Treatment								
		Quantity	Proceeds	Excess Tax Value*	Original Cost	Accounting Profit/(Loss)	Cost Base Calculation		Capital Gains Calculation					
							Adjusted	Reduced	Indexation	Discounted	Other	Deferred	Capital Loss	
<u>Listed Securities Market</u>														
Betashares U.S. Dollar ETF - Exchange Traded Fund Units Fully Paid (ASX:USD)														
22/07/2022	Sale	445.00	6,197.20		5,693.75	503.45	5,693.75			503.45				
01/07/2022	Sale	445.00	5,693.75		5,693.75	0.00	5,693.75			0.00				
		890.00	11,890.95		11,387.50	503.45	11,387.50			503.45		0.00		
BHP Group Limited (ASX:BHP)														
03/04/2023	Sale	219.00	10,020.05		8,346.86	1,673.19	8,346.86			1,673.19				
		219.00	10,020.05		8,346.86	1,673.19	8,346.86			1,673.19		0.00		
Charter Hall Group - Stapled Securities Us Prohibited (ASX:CHC)														
29/12/2022	Dist	0.00	0.00		0.00					270.96				
18/04/2023	Sale	3,830.00	43,062.77		41,714.29	1,348.48	22,153.60	20,394.42		3,031.94				2,517.19
		3,830.00	43,062.77		41,714.29	1,348.48	22,153.60	20,394.42		3,302.90		0.00		2,517.19
Charter Hall Long Wale REIT - Fully Paid Units Stapled Securities (ASX:CLW)														
30/06/2023	Dist	0.00	0.00		0.00					152.05				
30/06/2023	Dist	0.00	0.00		0.00					152.05				
30/06/2023	Dist	0.00	0.00		0.00					152.05				
30/06/2023	Dist	0.00	0.00		0.00					152.05				
		0.00	0.00		0.00					608.20		0.00		
Commonwealth Bank Of Australia. - Broker Firm Offer (ASX:CBAXX)														
09/06/2023	Sale	300.00	30,000.00		30,000.00	0.00	30,000.00					0.00		
		300.00	30,000.00		30,000.00	0.00	30,000.00					0.00	0.00	
Magellan Global Fund (Open Class) (Managed Fund) - Magellan Global Fund (Open Class) (Managed Fund) (ASX:MGOC)														
30/06/2023	Dist	0.00	0.00		0.00					926.90				
30/06/2023	Dist	0.00	0.00		0.00					2,310.01				
		0.00	0.00		0.00					3,236.91		0.00		
Mcp Income Opportunities Trust - Ordinary Units Fully Paid (ASX:MOT)														
03/04/2023	Sale	4,965.00	10,001.80		10,525.80	(524.00)		10,525.80						524.00
07/06/2023	Sale	30,785.00	60,682.15		58,458.92	2,223.23	20,038.28	38,420.64		3,684.62				1,461.39
		35,750.00	70,683.95		68,984.72	1,699.23	20,038.28	48,946.44		3,684.62		0.00		1,985.39

Mirraweena Super Fund
Realised Capital Gains
For the period from 1 July 2022 to 30 June 2023

	Accounting Treatment				Taxation Treatment							
	Quantity	Proceeds	Excess Tax Value*	Original Cost	Accounting Profit/(Loss)	Cost Base Calculation		Capital Gains Calculation				
						Adjusted	Reduced	Indexation	Discounted	Other	Deferred	Capital Loss
<u>Listed Securities Market</u>												
Mcp Master Income Trust - Ordinary Units Fully Paid (ASX:MXT)												
03/04/2023	Sale	5,145.00	10,018.11	10,393.21	(375.10)		10,393.21				375.10	
07/06/2023	Sale	18,200.00	34,925.19	36,765.12	(1,839.93)		36,765.12				1,839.93	
		23,345.00	44,943.30	47,158.33	(2,215.03)		47,158.33			0.00	2,215.03	
National Australia Bank Limited - Cap Note 3-Bbsw+2.20% 20-09-28 Cum Red T-09-23 (ASX:NABPE)												
14/09/2022	Sale	200.00	20,093.10	20,050.00	43.10	20,050.00			43.10			
		200.00	20,093.10	20,050.00	43.10	20,050.00			43.10		0.00	
TPG Telecom Limited. (ASX:TPG)												
22/07/2022	Sale	129.00	590.01	1,045.55	(455.54)		1,045.55				455.54	
		129.00	590.01	1,045.55	(455.54)		1,045.55				0.00	
Transurban Group - Fully Paid Ordinary/Units Stapled Securities (ASX:TCL)												
30/06/2023	Dist	0.00	0.00	0.00					4.33			
		0.00	0.00	0.00					4.33		0.00	
Tuas Limited (ASX:TUA)												
15/02/2023	Sale	65.00	65.64	43.88	21.76	43.88			21.76			
		65.00	65.64	43.88	21.76	43.88			21.76		0.00	
Listed Securities Market Total		342,089.77		341,947.47	142.30	205,241.36	138,578.08		13,078.46	0.00	0.00	10,687.73
Grand Total		461,383.24		454,563.62	6,819.62	209,559.75	138,578.08		17,369.70	0.00	0.00	10,687.73

* Where there is an Excess Tax Value Amount, the Accounting Profit/(Loss) figure takes account of this. Accounting Profit/(Loss) equals Proceeds less Excess Tax Value less Original Cost.

Mirraweena Super Fund
Realised Capital Gains
For the period from 1 July 2022 to 30 June 2023

Capital Gains Tax Return Summary

	Indexation	Discount	Other	Deferred	Total Capital Gains	Capital Losses
Current Year Capital Gains						
Shares & Units - Listed Shares	0.00	1,738.00	0.00	0.00	1,738.00	455.00
Shares & Units - Other Shares	0.00	4,291.00	0.00	0.00	4,291.00	0.00
Shares & Units - Listed Trusts	0.00	7,220.00	0.00	0.00	7,220.00	10,232.00
Shares & Units - Other Units	0.00	0.00	0.00	0.00	0.00	0.00
Australian Real Estate	0.00	0.00	0.00	0.00	0.00	0.00
Other Real Estate	0.00	0.00	0.00	0.00	0.00	0.00
Collectables	0.00	0.00	0.00	0.00	0.00	0.00
Other CGT Assets & Other CGT Events	0.00	0.00	0.00	0.00	0.00	0.00
Distributed Capital Gains from Trusts	0.00	4,120.00	0.00	0.00	4,120.00	0.00
	0.00	17,369.00	0.00	0.00	17,369.00	10,687.00
Capital Losses Applied						
Current Year	0.00	10,687.00	0.00	0.00	10,687.00	
Prior Years	0.00	6,682.00	0.00	0.00	6,682.00	
	0.00	17,369.00	0.00	0.00	17,369.00	
Net Capital Gains						
Net Gain after applying losses	0.00	0.00	0.00	0.00	0.00	
Discount applicable		0.00				
Net Gain after applying discount	0.00	0.00	0.00	0.00	0.00	

ORD MINNETT

INVESTMENT INCOME RECEIVED ANNUAL TAX SUMMARY

From 1 July 2022 Through 30 June 2023

Mirraweena Pty Ltd

<Mirraweena Super Fund A/C>

	Cash Distribution	Tax Paid/Offsets	Taxable Income
Australian Income			
Franked Dividends	38,798.25	16,632.85	55,431.10
Unfranked Dividends	4,344.50	0.00	4,344.50
Interest	19,149.66	0.00	19,149.66
Other Income	4,913.72	0.00	4,913.72
Rental Income	0.00	0.00	0.00
Non-Primary Production Income (A)	67,206.13	16,632.85	83,838.98
Capital Gains			
Discounted Capital Gain	2,060.16	0.00	2,060.16
CGT Other	0.00	0.00	0.00
CGT Concession	2,060.16	0.00	0.00
Distributed Capital Gain (B)	4,120.32	0.00	2,060.16
Foreign Income			
Assessable Foreign Income	208.11	81.09	289.20
Total Foreign Income (C)	208.11	81.09	289.20
Cash Distribution Sub Total (A + B + C)	71,534.56		

Adviser Name: Andrew Murray
Location: SYDNEY
Phone No: (02) 8216 6462
Account No: 1637970

Ord Minnett Limited AFS Licence 237121 ABN 86 002 733 048 A Market Participant of the Australian Stock Exchange Limited

While Ord Minnett believes that the information contained herein is reliable, no warranty is given as to its accuracy or the accuracy of information or material from other sources and persons who rely on it do so at their own risk. Accordingly you should satisfy yourself as to the correctness or otherwise of the statements contained herein.

ORD MINNETT

INVESTMENT INCOME RECEIVED ANNUAL TAX SUMMARY

From 1 July 2022 Through 30 June 2023

Mirraweena Pty Ltd

<*Mirraweena Super Fund A/C*>

	Cash Distribution	Tax Paid/Offsets	Taxable Income	
Other Non-assessable Amounts				
Tax Free	0.00			
Tax Deferred	0.00			
Return of Capital	0.00			
Other Non Taxable	1,241.57			
Gross Cash Distribution	<u>72,776.13</u>			
Other deductions from distributions				
TFN Amounts Deducted	0.00			
Non Resident Withholding Tax	0.00			
Net Cash Distribution	<u>72,776.13</u>			
AMIT Cost Base Adjustment and Gross Up				
AMIT Cost Base Adjustment	(1,241.57)			
AMIT Gross Up	0.00			
TOTAL INVESTMENT INCOME PER REPORTS:				
		Ords (total income per this report)	\$72,776.13	
		Bell Direct (divs)	\$397.61	
		Bell Direct (interest)	\$71.09	
		Interactive Brokers (foreign divs)	\$878.96	
		Interactive Brokers (interest on US\$ a/c)	\$691.07	
		Interactive Brokers (interest on AUD\$ a/c)	\$20.05	
		Macq a/c interest	\$521.42	
Foreign tax credits:				
		Ords	\$81.09	
		Int. Brokers	\$130.38 (included in \$878.96)	
		Total FTCs	\$211.47	
TOTAL INVESTMENT INCOME				\$75,437.42
Adviser Name: Andrew Murray				TOTAL INVESTMENT INCOME PER CLASS P&L \$75,437.51
Location: SYDNEY				Difference \$0.09
Phone No: (02) 8216 6462				
Account No: 1637970				

Ord Minnett Limited AFS Licence 237121 ABN 86 002 733 048 A Market Participant of the Australian Stock Exchange Limited

While Ord Minnett believes that the information contained herein is reliable, no warranty is given as to its accuracy or the accuracy of information or material from other sources and persons who rely on it do so at their own risk. Accordingly you should satisfy yourself as to the correctness or otherwise of the statements contained herein.

ORD MINNETT

INVESTMENT INCOME RECEIVED (ANNUAL TAX)

From 1 July 2022 Through 30 June 2023

Mirraweena Pty Ltd
<Mirraweena Super Fund A/C>

Units	Taxable Date	Franked Dividend	Imputation Credit	Other Income	Foreign Income	Discount Capital Gain	CGT Concession	Total Taxable	Tax Deferred	Return of Capital	Gross Income	Non - Res W/Holding	AMIT CBA
		Unfranked Dividend	Rental Income	Interest	Foreign Tax Credits	Capital Gain Other	Capital Gain Tax Credits		Tax Free	LIC Capital	Other Non Taxable	TFN Amounts	AMIT CGU
DISTRIBUTIONS													
BOQPG - CAP NOTE 3-BBSW+3.40% PERP NON-CUM RED T-12-28													
250	15-Mar-23	373.20	159.94					533.14			533.14		
250	15-Jun-23	311.35	133.44					444.79			444.79		
Sub Total		684.55	293.38					977.93			977.93		
CHC - CHARTER HALL GROUP													
3,830	31-Aug-22	352.36	151.01					503.37			503.37		
3,830	29-Dec-22	359.25	153.97	67.21		135.48	135.48	715.91			851.39		(100.74)
Sub Total		711.61	304.98	67.21		135.48	135.48	1,219.28			1,354.76		(100.74)
											100.74		

Adviser Name: Andrew Murray
 Location: SYDNEY
 Phone No: (02) 8216 6462
 Account No: 1637970

Ord Minnett Limited AFS Licence 237121 ABN 86 002 733 048 A Market Participant of the Australian Stock Exchange Limited

While Ord Minnett believes that the information contained herein is reliable, no warranty is given as to its accuracy or the accuracy of information or material from other sources and persons who rely on it do so at their own risk. Accordingly you should satisfy yourself as to the correctness or otherwise of the statements contained herein.

ORD MINNETT

INVESTMENT INCOME RECEIVED (ANNUAL TAX)

From 1 July 2022 Through 30 June 2023

Mirraweena Pty Ltd
<Mirraweena Super Fund A/C>

Units	Taxable Date	Franked Dividend	Imputation Credit	Other Income	Foreign Income	Discount Capital Gain	CGT Concession	Total Taxable	Tax Deferred	Return of Capital	Gross Income	Non - Res W/Holding	AMIT CBA
		Unfranked Dividend	Rental Income	Interest	Foreign Tax Credits	Capital Gain Other	Capital Gain Tax Credits		Tax Free	LIC Capital	Other Non Taxable	TFN Amounts	AMIT CGU
CLW - CHARTER HALL LONG WALE REIT													
11,670	29-Sep-22			209.95		76.02	76.02	285.97			361.99		(454.90)
											454.90		
11,670	29-Dec-22			209.95		76.02	76.02	285.97			361.99		(454.90)
											454.90		
11,670	30-Mar-23			209.95		76.02	76.02	285.97			361.99		(454.90)
											454.90		
11,670	29-Jun-23			209.95		76.02	76.02	285.97			361.99		(454.90)
											454.90		
Sub Total				839.80		304.08	304.08	1,143.88			1,447.96		(1,819.60)
											1,819.60		

Adviser Name: Andrew Murray
Location: SYDNEY
Phone No: (02) 8216 6462
Account No: 1637970

Ord Minnett Limited AFS Licence 237121 ABN 86 002 733 048 A Market Participant of the Australian Stock Exchange Limited

While Ord Minnett believes that the information contained herein is reliable, no warranty is given as to its accuracy or the accuracy of information or material from other sources and persons who rely on it do so at their own risk. Accordingly you should satisfy yourself as to the correctness or otherwise of the statements contained herein.

ORD MINNETT

INVESTMENT INCOME RECEIVED (ANNUAL TAX)

From 1 July 2022 Through 30 June 2023

Mirraweena Pty Ltd
<Mirraweena Super Fund A/C>

Units	Taxable Date	Franked Dividend	Imputation Credit	Other Income	Foreign Income	Discount Capital Gain	CGT Concession	Total Taxable	Tax Deferred	Return of Capital	Gross Income	Non - Res W/Holding	AMIT CBA	
		Unfranked Dividend	Rental Income	Interest	Foreign Tax Credits	Capital Gain Other	Capital Gain Tax Credits			Tax Free	LIC Capital	Other Non Taxable	TFN Amounts	AMIT CGU
MBLPD - CAP NOTE 3-BBSW+2.90% PERP NON-CUM RED T-09-28														
250	07-Sep-22	88.98	38.13					260.58			260.58			
		133.47												
250	07-Dec-22	116.74	50.05					341.92			341.92			
		175.13												
250	07-Mar-23	126.68	54.29					370.99			370.99			
		190.02												
250	07-Jun-23	140.56	60.24					411.64			411.64			
		210.84												
Sub Total		472.96	202.71					1,385.13			1,385.13			
Sub Total		709.46												
MGOC - MAGELLANGLOOPENCLASS														
9,115	03-Jan-23				2.84	463.44	463.44	467.05			930.49		464.86	
				0.02	0.75						(464.86)			
9,115	30-Jun-23				51.57	1,155.00	1,155.00	1,254.96			2,409.96		1,896.15	
				0.36	48.03						(1,896.15)			
Sub Total					54.41	1,618.44	1,618.44	1,722.01			3,340.45		2,361.01	
Sub Total				0.38	48.78						(2,361.01)			

Adviser Name: Andrew Murray
Location: SYDNEY
Phone No: (02) 8216 6462
Account No: 1637970

Ord Minnett Limited AFS Licence 237121 ABN 86 002 733 048 A Market Participant of the Australian Stock Exchange Limited

While Ord Minnett believes that the information contained herein is reliable, no warranty is given as to its accuracy or the accuracy of information or material from other sources and persons who rely on it do so at their own risk. Accordingly you should satisfy yourself as to the correctness or otherwise of the statements contained herein.

ORD MINNETT

INVESTMENT INCOME RECEIVED (ANNUAL TAX)

From 1 July 2022 Through 30 June 2023

Mirraweena Pty Ltd
<Mirraweena Super Fund A/C>

Units	Taxable Date	Franked Dividend	Imputation Credit	Other Income	Foreign Income	Discount Capital Gain	CGT Concession	Total Taxable	Tax Deferred	Return of Capital	Gross Income	Non - Res W/Holding	AMIT CBA
		Unfranked Dividend	Rental Income	Interest	Foreign Tax Credits	Capital Gain Other	Capital Gain Tax Credits		Tax Free	LIC Capital	Other Non Taxable	TFN Amounts	AMIT CGU
MHHT - MAG HIGH CONVTVN TRST													
18,140	03-Jan-23												(442.62)
											442.62		
18,140	30-Jun-23												(424.48)
											424.48		
Sub Total											867.10		(867.10)

Adviser Name: Andrew Murray
Location: SYDNEY
Phone No: (02) 8216 6462
Account No: 1637970

Ord Minnett Limited AFS Licence 237121 ABN 86 002 733 048 A Market Participant of the Australian Stock Exchange Limited

While Ord Minnett believes that the information contained herein is reliable, no warranty is given as to its accuracy or the accuracy of information or material from other sources and persons who rely on it do so at their own risk. Accordingly you should satisfy yourself as to the correctness or otherwise of the statements contained herein.

ORD MINNETT

INVESTMENT INCOME RECEIVED (ANNUAL TAX)

From 1 July 2022 Through 30 June 2023

Mirraweena Pty Ltd
<Mirraweena Super Fund A/C>

Units	Taxable Date	Franked Dividend	Imputation Credit	Other Income	Foreign Income	Discount Capital Gain	CGT Concession	Total Taxable	Tax Deferred	Return of Capital	Gross Income	Non - Res W/Holding	AMIT CBA	
		Unfranked Dividend	Rental Income	Interest	Foreign Tax Credits	Capital Gain Other	Capital Gain Tax Credits			Tax Free	LIC Capital	Other Non Taxable	TFN Amounts	AMIT CGU
MOT - METRICS INCOME														
35,750	29-Jul-22			73.11				350.35			350.35			
				277.24										
35,750	31-Aug-22			95.49				457.60			457.60			
				362.11										
35,750	03-Oct-22			93.25				446.88			446.88			
				353.63										
35,750	31-Oct-22			105.18				504.07			504.07			
				398.89										
35,750	30-Nov-22			98.47				471.90			471.90			
				373.43										
35,750	30-Dec-22			117.12				561.28			561.28			
				444.16										
35,750	31-Jan-23			120.85				579.15			579.15			
				458.30										
35,750	28-Feb-23			103.69				496.92			496.92			
				393.23										
30,785	31-Mar-23			96.36				461.78			461.78			
				365.42										
30,785	28-Apr-23			87.36				418.67			418.67			
				331.31										

Adviser Name: Andrew Murray
 Location: SYDNEY
 Phone No: (02) 8216 6462
 Account No: 1637970

Ord Minnett Limited AFS Licence 237121 ABN 86 002 733 048 A Market Participant of the Australian Stock Exchange Limited

While Ord Minnett believes that the information contained herein is reliable, no warranty is given as to its accuracy or the accuracy of information or material from other sources and persons who rely on it do so at their own risk. Accordingly you should satisfy yourself as to the correctness or otherwise of the statements contained herein.

ORD MINNETT

INVESTMENT INCOME RECEIVED (ANNUAL TAX)

From 1 July 2022 Through 30 June 2023

Mirraweena Pty Ltd
<Mirraweena Super Fund A/C>

Units	Taxable Date	Franked Dividend	Imputation Credit	Other Income	Foreign Income	Discount Capital Gain	CGT Concession	Total Taxable	Tax Deferred	Return of Capital	Gross Income	Non - Res W/Holding	AMIT CBA
		Unfranked Dividend	Rental Income	Interest	Foreign Tax Credits	Capital Gain Other	Capital Gain Tax Credits		Tax Free	LIC Capital	Other Non Taxable	TFN Amounts	AMIT CGU
30,785	31-May-23			104.06				498.71			498.71		
				394.65									
Sub Total				1,094.94				5,247.31			5,247.31		
Sub Total				4,152.37									

Adviser Name: Andrew Murray
Location: SYDNEY
Phone No: (02) 8216 6462
Account No: 1637970

Ord Minnett Limited AFS Licence 237121 ABN 86 002 733 048 A Market Participant of the Australian Stock Exchange Limited

While Ord Minnett believes that the information contained herein is reliable, no warranty is given as to its accuracy or the accuracy of information or material from other sources and persons who rely on it do so at their own risk. Accordingly you should satisfy yourself as to the correctness or otherwise of the statements contained herein.

ORD MINNETT

INVESTMENT INCOME RECEIVED (ANNUAL TAX)

From 1 July 2022 Through 30 June 2023

Mirraweena Pty Ltd
<Mirraweena Super Fund A/C>

Units	Taxable Date	Franked Dividend	Imputation Credit	Other Income	Foreign Income	Discount Capital Gain	CGT Concession	Total Taxable	Tax Deferred	Return of Capital	Gross Income	Non - Res W/Holding	AMIT CBA	
		Unfranked Dividend	Rental Income	Interest	Foreign Tax Credits	Capital Gain Other	Capital Gain Tax Credits			Tax Free	LIC Capital	Other Non Taxable	TFN Amounts	AMIT CGU
MXT - METRICS MASTER														
73,940	29-Jul-22			150.69				643.28			643.28			
				492.59										
73,940	31-Aug-22			192.26				820.73			820.73			
				628.47										
73,940	03-Oct-22			181.87				776.37			776.37			
				594.50										
73,940	31-Oct-22			218.24				931.64			931.64			
				713.40										
73,940	30-Nov-22			221.71				946.44			946.44			
				724.73										
73,940	30-Dec-22			233.83				998.19			998.19			
				764.36										
73,940	31-Jan-23			249.42				1,064.74			1,064.74			
				815.32										
73,940	28-Feb-23			223.44				953.83			953.83			
				730.39										
68,795	31-Mar-23			232.06				990.64			990.64			
				758.58										
68,795	28-Apr-23			225.62				963.13			963.13			
				737.51										

Adviser Name: Andrew Murray
 Location: SYDNEY
 Phone No: (02) 8216 6462
 Account No: 1637970

Ord Minnett Limited AFS Licence 237121 ABN 86 002 733 048 A Market Participant of the Australian Stock Exchange Limited

While Ord Minnett believes that the information contained herein is reliable, no warranty is given as to its accuracy or the accuracy of information or material from other sources and persons who rely on it do so at their own risk. Accordingly you should satisfy yourself as to the correctness or otherwise of the statements contained herein.

ORD MINNETT

INVESTMENT INCOME RECEIVED (ANNUAL TAX)

From 1 July 2022 Through 30 June 2023

Mirraweena Pty Ltd
<Mirraweena Super Fund A/C>

Units	Taxable Date	Franked Dividend	Imputation Credit	Other Income	Foreign Income	Discount Capital Gain	CGT Concession	Total Taxable	Tax Deferred	Return of Capital	Gross Income	Non - Res W/Holding	AMIT CBA
		Unfranked Dividend	Rental Income	Interest	Foreign Tax Credits	Capital Gain Other	Capital Gain Tax Credits		Tax Free	LIC Capital	Other Non Taxable	TFN Amounts	AMIT CGU
68,795	31-May-23			240.12				1,025.04			1,025.04		
				784.92									
50,595	30-Jun-23			177.78				758.92			758.92		
				581.14									
Sub Total				2,547.04				10,872.95			10,872.95		
Sub Total				8,325.91									
NABPE - CAP NOTE 3-BBSW+2.20% 20-09-28 CUM RED T-09-23													
494	20-Sep-22							502.55			502.55		
				502.55									
294	20-Dec-22							371.85			371.85		
				371.85									
294	20-Mar-23							391.99			391.99		
				391.99									
294	20-Jun-23							436.35			436.35		
				436.35									
Sub Total								1,702.74			1,702.74		
Sub Total				1,702.74									

Adviser Name: Andrew Murray
 Location: SYDNEY
 Phone No: (02) 8216 6462
 Account No: 1637970

Ord Minnett Limited AFS Licence 237121 ABN 86 002 733 048 A Market Participant of the Australian Stock Exchange Limited

While Ord Minnett believes that the information contained herein is reliable, no warranty is given as to its accuracy or the accuracy of information or material from other sources and persons who rely on it do so at their own risk. Accordingly you should satisfy yourself as to the correctness or otherwise of the statements contained herein.

ORD MINNETT

INVESTMENT INCOME RECEIVED (ANNUAL TAX)

From 1 July 2022 Through 30 June 2023

Mirraweena Pty Ltd
<Mirraweena Super Fund A/C>

Units	Taxable Date	Franked Dividend	Imputation Credit	Other Income	Foreign Income	Discount Capital Gain	CGT Concession	Total Taxable	Tax Deferred	Return of Capital	Gross Income	Non - Res W/Holding	AMIT CBA
		Unfranked Dividend	Rental Income	Interest	Foreign Tax Credits	Capital Gain Other	Capital Gain Tax Credits		Tax Free	LIC Capital	Other Non Taxable	TFN Amounts	AMIT CGU
NABPF - CAP NOTE 3-BBSW+4.00% PERP NON-CUM RED T-06-26													
500	19-Sep-22	522.70	224.01					746.71			746.71		
500	19-Dec-22	596.95	255.84					852.79			852.79		
500	17-Mar-23	607.70	260.44					868.14			868.14		
500	19-Jun-23	692.75	296.89					989.64			989.64		
Sub Total		2,420.10	1,037.18					3,457.28			3,457.28		
OMMCMT - ORD MINNETT CASH MANAGEMENT TRUST													
48,499	30-Sep-22							46.24			46.24		
							46.24						
14,923	31-Dec-22							148.17			148.17		
							148.17						
39,303	31-Mar-23							61.48			61.48		
							61.48						
40,154	30-Jun-23							504.33			504.33		
							504.33						
Sub Total								760.22			760.22		
Sub Total							760.22						

Adviser Name: Andrew Murray
 Location: SYDNEY
 Phone No: (02) 8216 6462
 Account No: 1637970

Ord Minnett Limited AFS Licence 237121 ABN 86 002 733 048 A Market Participant of the Australian Stock Exchange Limited

While Ord Minnett believes that the information contained herein is reliable, no warranty is given as to its accuracy or the accuracy of information or material from other sources and persons who rely on it do so at their own risk. Accordingly you should satisfy yourself as to the correctness or otherwise of the statements contained herein.

ORD MINNETT

INVESTMENT INCOME RECEIVED (ANNUAL TAX)

From 1 July 2022 Through 30 June 2023

Mirraweena Pty Ltd
<Mirraweena Super Fund A/C>

Units	Taxable Date	Franked Dividend	Imputation Credit	Other Income	Foreign Income	Discount Capital Gain	CGT Concession	Total Taxable	Tax Deferred	Return of Capital	Gross Income	Non - Res W/Holding	AMIT CBA
		Unfranked Dividend	Rental Income	Interest	Foreign Tax Credits	Capital Gain Other	Capital Gain Tax Credits		Tax Free	LIC Capital	Other Non Taxable	TFN Amounts	AMIT CGU
QUBHA - HYBRID 3-BBSW+3.90% 05-10-23 SUB CUM													
300	05-Jul-22							309.54			309.54		
				309.54									
300	05-Oct-22							435.84			435.84		
				435.84									
300	05-Jan-23							510.09			510.09		
				510.09									
300	05-Apr-23							531.60			531.60		
				531.60									
Sub Total								1,787.07			1,787.07		
Sub Total				1,787.07									
TCL - TRANSURBAN GROUP													
2,660	23-Aug-22	53.20	22.80					76.00			76.00		
2,660	29-Dec-22			180.49				351.92			351.92		(352.98)
				171.43							352.98		
2,660	29-Jun-23	3.18	1.36	184.24		2.16	2.16	348.33			350.49		(462.16)
				157.39							462.16		
Sub Total		56.38	24.16	364.73		2.16	2.16	776.25			778.41		(815.14)
Sub Total				328.82							815.14		

Adviser Name: Andrew Murray
 Location: SYDNEY
 Phone No: (02) 8216 6462
 Account No: 1637970

Ord Minnett Limited AFS Licence 237121 ABN 86 002 733 048 A Market Participant of the Australian Stock Exchange Limited

While Ord Minnett believes that the information contained herein is reliable, no warranty is given as to its accuracy or the accuracy of information or material from other sources and persons who rely on it do so at their own risk. Accordingly you should satisfy yourself as to the correctness or otherwise of the statements contained herein.

ORD MINNETT

INVESTMENT INCOME RECEIVED (ANNUAL TAX)

From 1 July 2022 Through 30 June 2023

Mirraweena Pty Ltd
<Mirraweena Super Fund A/C>

Units	Taxable Date	Franked Dividend	Imputation Credit	Other Income	Foreign Income	Discount Capital Gain	CGT Concession	Total Taxable	Tax Deferred	Return of Capital	Gross Income	Non - Res W/Holding	AMIT CBA
		Unfranked Dividend	Rental Income	Interest	Foreign Tax Credits	Capital Gain Other	Capital Gain Tax Credits		Tax Free	LIC Capital	Other Non Taxable	TFN Amounts	AMIT CGU
TECH - GBLXGLOBALTECH													
350	30-Jun-23	6.01	7.61		153.70			199.95			199.95		
		0.16		0.16	32.31								
Sub Total		6.01	7.61		153.70			199.95			199.95		
Sub Total		0.16		0.16	32.31								
USD - BETASHARES US DOLLAR													
4,305	30-Jun-23							2,091.99			2,091.99		
				2,091.99									
Sub Total				2,091.99				2,091.99			2,091.99		
Sub Total				2,091.99									
WBCPH - CAP NOTE 3-BBSW+3.20% PERP NON-CUM RED T-09-25													
500	23-Sep-22	435.80	186.77					622.57			622.57		
500	22-Dec-22	532.70	228.30					761.00			761.00		
500	22-Mar-23	554.20	237.51					791.71			791.71		
500	22-Jun-23	608.35	260.72					869.07			869.07		
Sub Total		2,131.05	913.30					3,044.35			3,044.35		

Adviser Name: Andrew Murray
 Location: SYDNEY
 Phone No: (02) 8216 6462
 Account No: 1637970

Ord Minnett Limited AFS Licence 237121 ABN 86 002 733 048 A Market Participant of the Australian Stock Exchange Limited

While Ord Minnett believes that the information contained herein is reliable, no warranty is given as to its accuracy or the accuracy of information or material from other sources and persons who rely on it do so at their own risk. Accordingly you should satisfy yourself as to the correctness or otherwise of the statements contained herein.

ORD MINNETT

INVESTMENT INCOME RECEIVED (ANNUAL TAX)

From 1 July 2022 Through 30 June 2023

Mirraweena Pty Ltd
<*Mirraweena Super Fund A/C*>

Units	Taxable Date	Franked Dividend	Imputation Credit	Other Income	Foreign Income	Discount Capital Gain	CGT Concession	Total Taxable	Tax Deferred	Return of Capital	Gross Income	Non - Res W/Holding	AMIT CBA
		Unfranked Dividend	Rental Income	Interest	Foreign Tax Credits	Capital Gain Other	Capital Gain Tax Credits		Tax Free	LIC Capital	Other Non Taxable	TFN Amounts	AMIT CGU
Distributions Total		6,482.66	2,783.32	4,913.72	208.11	2,060.16	2,060.16	36,388.34			38,448.50		(1,241.57)
		709.62		19,149.66	81.09						1,241.57		

Adviser Name: Andrew Murray
Location: SYDNEY
Phone No: (02) 8216 6462
Account No: 1637970

Ord Minnett Limited AFS Licence 237121 ABN 86 002 733 048 A Market Participant of the Australian Stock Exchange Limited

While Ord Minnett believes that the information contained herein is reliable, no warranty is given as to its accuracy or the accuracy of information or material from other sources and persons who rely on it do so at their own risk. Accordingly you should satisfy yourself as to the correctness or otherwise of the statements contained herein.

ORD MINNETT

INVESTMENT INCOME RECEIVED (ANNUAL TAX)

From 1 July 2022 Through 30 June 2023

Mirraweena Pty Ltd
<Mirraweena Super Fund A/C>

Units	Taxable Date	Franked Dividend	Imputation Credit	Other Income	Foreign Income	Discount Capital Gain	CGT Concession	Total Taxable	Tax Deferred	Return of Capital	Gross Income	Non - Res W/Holding	AMIT CBA
		Unfranked Dividend	Rental Income	Interest	Foreign Tax Credits	Capital Gain Other	Capital Gain Tax Credits		Tax Free	LIC Capital	Other Non Taxable	TFN Amounts	AMIT CGU
DIVIDENDS													
ANZ - ANZ GROUP HOLDINGS													
1,571	01-Jul-22	1,131.12	484.77					1,615.89			1,615.89		
1,676	15-Dec-22	1,240.24	531.53					1,771.77			1,771.77		
Sub Total		2,371.36	1,016.30					3,387.66			3,387.66		
BHP - BHP GROUP LIMITED													
1,954	22-Sep-22	4,986.30	2,136.98					7,123.28			7,123.28		
1,954	30-Mar-23	2,664.54	1,141.95					3,806.49			3,806.49		
Sub Total		7,650.84	3,278.93					10,929.77			10,929.77		
BRG - BREVILLE GROUP LTD													
1,755	06-Oct-22	263.25	112.82					376.07			376.07		
1,755	27-Mar-23	263.25	112.82					376.07			376.07		
Sub Total		526.50	225.64					752.14			752.14		

Adviser Name: Andrew Murray
Location: SYDNEY
Phone No: (02) 8216 6462
Account No: 1637970

Ord Minnett Limited AFS Licence 237121 ABN 86 002 733 048 A Market Participant of the Australian Stock Exchange Limited

While Ord Minnett believes that the information contained herein is reliable, no warranty is given as to its accuracy or the accuracy of information or material from other sources and persons who rely on it do so at their own risk. Accordingly you should satisfy yourself as to the correctness or otherwise of the statements contained herein.

ORD MINNETT

INVESTMENT INCOME RECEIVED (ANNUAL TAX)

From 1 July 2022 Through 30 June 2023

Mirraweena Pty Ltd
<Mirraweena Super Fund A/C>

Units	Taxable Date	Franked Dividend	Imputation Credit	Other Income	Foreign Income	Discount Capital Gain	CGT Concession	Total Taxable	Tax Deferred	Return of Capital	Gross Income	Non - Res W/Holding	AMIT CBA
		Unfranked Dividend	Rental Income	Interest	Foreign Tax Credits	Capital Gain Other	Capital Gain Tax Credits		Tax Free	LIC Capital	Other Non Taxable	TFN Amounts	AMIT CGU
CBA - COMMONWEALTH BANK.													
1,043	29-Sep-22	2,190.30	938.70					3,129.00			3,129.00		
1,043	30-Mar-23	2,190.30	938.70					3,129.00			3,129.00		
Sub Total		4,380.60	1,877.40					6,258.00			6,258.00		
CSL - CSL LIMITED													
196	05-Oct-22	34.46	14.77					359.40			359.40		
		310.17											
196	05-Apr-23	317.81						317.81			317.81		
Sub Total		34.46	14.77					677.21			677.21		
Sub Total		627.98											

Adviser Name: Andrew Murray
 Location: SYDNEY
 Phone No: (02) 8216 6462
 Account No: 1637970

Ord Minnett Limited AFS Licence 237121 ABN 86 002 733 048 A Market Participant of the Australian Stock Exchange Limited

While Ord Minnett believes that the information contained herein is reliable, no warranty is given as to its accuracy or the accuracy of information or material from other sources and persons who rely on it do so at their own risk. Accordingly you should satisfy yourself as to the correctness or otherwise of the statements contained herein.

ORD MINNETT

INVESTMENT INCOME RECEIVED (ANNUAL TAX)

From 1 July 2022 Through 30 June 2023

Mirraweena Pty Ltd
<Mirraweena Super Fund A/C>

Units	Taxable Date	Franked Dividend	Imputation Credit	Other Income	Foreign Income	Discount Capital Gain	CGT Concession	Total Taxable	Tax Deferred	Return of Capital	Gross Income	Non - Res W/Holding	AMIT CBA
		Unfranked Dividend	Rental Income	Interest	Foreign Tax Credits	Capital Gain Other	Capital Gain Tax Credits		Tax Free	LIC Capital	Other Non Taxable	TFN Amounts	AMIT CGU
MQG - MACQUARIE GROUP LTD													
771	04-Jul-22	1,079.40	462.60					3,161.10			3,161.10		
		1,619.10											
771	13-Dec-22	925.20	396.51					2,709.51			2,709.51		
		1,387.80											
Sub Total		2,004.60	859.11					5,870.61			5,870.61		
Sub Total		3,006.90											
NAB - NATIONAL AUST. BANK													
1,304	05-Jul-22	951.92	407.97					1,359.89			1,359.89		
1,304	14-Dec-22	1,017.12	435.91					1,453.03			1,453.03		
Sub Total		1,969.04	843.88					2,812.92			2,812.92		
RIO - RIO TINTO LIMITED													
1,125	21-Sep-22	4,316.63	1,849.98					6,166.61			6,166.61		
1,125	20-Apr-23	3,673.01	1,574.15					5,247.16			5,247.16		
Sub Total		7,989.64	3,424.13					11,413.77			11,413.77		

Adviser Name: Andrew Murray
Location: SYDNEY
Phone No: (02) 8216 6462
Account No: 1637970

Ord Minnett Limited AFS Licence 237121 ABN 86 002 733 048 A Market Participant of the Australian Stock Exchange Limited

While Ord Minnett believes that the information contained herein is reliable, no warranty is given as to its accuracy or the accuracy of information or material from other sources and persons who rely on it do so at their own risk. Accordingly you should satisfy yourself as to the correctness or otherwise of the statements contained herein.

ORD MINNETT

INVESTMENT INCOME RECEIVED (ANNUAL TAX)

From 1 July 2022 Through 30 June 2023

Mirraweena Pty Ltd
<Mirraweena Super Fund A/C>

Units	Taxable Date	Franked Dividend	Imputation Credit	Other Income	Foreign Income	Discount Capital Gain	CGT Concession	Total Taxable	Tax Deferred	Return of Capital	Gross Income	Non - Res W/Holding	AMIT CBA
		Unfranked Dividend	Rental Income	Interest	Foreign Tax Credits	Capital Gain Other	Capital Gain Tax Credits		Tax Free	LIC Capital	Other Non Taxable	TFN Amounts	AMIT CGU
SHL - SONIC HEALTHCARE													
985	21-Sep-22	591.00	253.29					844.29			844.29		
985	22-Mar-23	413.70	177.30					591.00			591.00		
Sub Total		1,004.70	430.59					1,435.29			1,435.29		
TPG - TPG TELECOM LIMITED													
1,705	12-Oct-22	153.45	65.76					219.21			219.21		
1,705	13-Apr-23	153.45	65.76					219.21			219.21		
Sub Total		306.90	131.52					438.42			438.42		
WDS - WOODSIDE ENERGY													
353	06-Oct-22	564.63	241.99					806.62			806.62		
353	05-Apr-23	760.50	325.93					1,086.43			1,086.43		
Sub Total		1,325.13	567.92					1,893.05			1,893.05		

Adviser Name: Andrew Murray
Location: SYDNEY
Phone No: (02) 8216 6462
Account No: 1637970

Ord Minnett Limited AFS Licence 237121 ABN 86 002 733 048 A Market Participant of the Australian Stock Exchange Limited

While Ord Minnett believes that the information contained herein is reliable, no warranty is given as to its accuracy or the accuracy of information or material from other sources and persons who rely on it do so at their own risk. Accordingly you should satisfy yourself as to the correctness or otherwise of the statements contained herein.

ORD MINNETT

INVESTMENT INCOME RECEIVED (ANNUAL TAX)

From 1 July 2022 Through 30 June 2023

Mirraweena Pty Ltd
<Mirraweena Super Fund A/C>

Units	Taxable Date	Franked Dividend	Imputation Credit	Other Income	Foreign Income	Discount Capital Gain	CGT Concession	Total Taxable	Tax Deferred	Return of Capital	Gross Income	Non - Res W/Holding	AMIT CBA
		Unfranked Dividend	Rental Income	Interest	Foreign Tax Credits	Capital Gain Other	Capital Gain Tax Credits		Tax Free	LIC Capital	Other Non Taxable	TFN Amounts	AMIT CGU
WGB - WAM GLOBAL LIMITED													
16,750	25-Oct-22	921.25	394.82					1,316.07			1,316.07		
17,270	24-Apr-23	993.03	425.58					1,418.61			1,418.61		
Sub Total		1,914.28	820.40					2,734.68			2,734.68		
WOW - WOOLWORTHS GROUP LTD													
846	27-Sep-22	448.38	192.16					640.54			640.54		
846	13-Apr-23	389.16	166.78					555.94			555.94		
Sub Total		837.54	358.94					1,196.48			1,196.48		
Dividends Total		32,315.59	13,849.53					49,800.00			49,800.00		
		3,634.88											

Adviser Name: Andrew Murray
Location: SYDNEY
Phone No: (02) 8216 6462
Account No: 1637970

Ord Minnett Limited AFS Licence 237121 ABN 86 002 733 048 A Market Participant of the Australian Stock Exchange Limited

While Ord Minnett believes that the information contained herein is reliable, no warranty is given as to its accuracy or the accuracy of information or material from other sources and persons who rely on it do so at their own risk. Accordingly you should satisfy yourself as to the correctness or otherwise of the statements contained herein.

ORD MINNETT

INVESTMENT INCOME RECEIVED (ANNUAL TAX)

From 1 July 2022 Through 30 June 2023

Mirraweena Pty Ltd
<*Mirraweena Super Fund A/C*>

Units	Taxable Date	Franked Dividend	Imputation Credit	Other Income	Foreign Income	Discount Capital Gain	CGT Concession	Total Taxable	Tax Deferred	Return of Capital	Gross Income	Non - Res W/Holding	AMIT CBA
		Unfranked Dividend	Rental Income	Interest	Foreign Tax Credits	Capital Gain Other	Capital Gain Tax Credits		Tax Free	LIC Capital	Other Non Taxable	TFN Amounts	AMIT CGU
TOTAL		38,798.25	16,632.85	4,913.72	208.11	2,060.16	2,060.16	86,188.34			88,248.50		(1,241.57)
		4,344.50		19,149.66	81.09						1,241.57		

Adviser Name: Andrew Murray
Location: SYDNEY
Phone No: (02) 8216 6462
Account No: 1637970

Ord Minnett Limited AFS Licence 237121 ABN 86 002 733 048 A Market Participant of the Australian Stock Exchange Limited

While Ord Minnett believes that the information contained herein is reliable, no warranty is given as to its accuracy or the accuracy of information or material from other sources and persons who rely on it do so at their own risk. Accordingly you should satisfy yourself as to the correctness or otherwise of the statements contained herein.

ORD MINNETT

REALISED CAPITAL GAINS

From 1 July 2022 Through 30 June 2023

Mirraweena Pty Ltd
<Mirraweena Super Fund A/C>

Purchase Date	Sale Date	Quantity	Capital Proceeds	Cost	Indexed Cost Base	Gross Gain / Loss	Discounted Gain	Indexed Gain	Net Gain / Loss
ASIA - BETA ASIATECH TIGERS									
19 Dec 2019	21 Sep 2022	1,360	8,940.16	10,523.83	0.00	(1,583.68)	0.00	0.00	(1,583.68)
29 Jan 2020	21 Sep 2022	1,305	8,578.60	10,518.51	0.00	(1,939.90)	0.00	0.00	(1,939.90)
SubTotal		2,665	17,518.76	21,042.34	0.00	(3,523.58)	0.00	0.00	(3,523.58)
BHP - BHP GROUP LIMITED									
09 Dec 2019	30 Mar 2023	219	10,020.05	8,349.97	0.00	1,670.08	1,113.39	0.00	1,113.39
SubTotal		219	10,020.05	8,349.97	0.00	1,670.08	1,113.39	0.00	1,113.39
CHC - CHARTER HALL GROUP									
29 Jan 2020	14 Apr 2023	1,590	17,877.23	20,401.88	0.00	(2,524.65)	0.00	0.00	(2,524.65)
01 Jul 2020	14 Apr 2023	2,240	25,185.54	22,153.61	0.00	3,031.93	2,021.29	0.00	2,021.29
SubTotal		3,830	43,062.77	42,555.49	0.00	507.28	2,021.29	0.00	(503.36)
MIGI - MAWSON INFRASTRUCTURE GROUP INC. - COMMON STOCK									
10 Sep 2021	09 Feb 2023	0	1.50	42.86	0.00	(41.36)	0.00	0.00	(41.36)
SubTotal		0	1.50	42.86	0.00	(41.36)	0.00	0.00	(41.36)
MOT - METRICS INCOME									
01 Jul 2020	30 Mar 2023	4,965	10,001.80	8,266.73	0.00	1,735.07	1,156.71	0.00	1,156.71
01 Jul 2020	05 Jun 2023	7,070	13,936.10	11,771.55	0.00	2,164.55	1,443.03	0.00	1,443.03
05 Oct 2021	05 Jun 2023	14,778	29,129.80	30,000.00	0.00	(870.20)	0.00	0.00	(870.20)
25 Feb 2022	05 Jun 2023	8,937	17,616.25	18,946.44	0.00	(1,330.19)	0.00	0.00	(1,330.19)
SubTotal		35,750	70,683.95	68,984.72	0.00	1,699.23	2,599.74	0.00	399.35

Adviser Name: Andrew Murray
Location: SYDNEY
Phone No: (02) 8216 6462
Account No: 1637970

Ord Minnett Limited AFS Licence 237121 ABN 86 002 733 048 A Market Participant of the Australian Stock Exchange Limited

While Ord Minnett believes that the information contained herein is reliable, no warranty is given as to its accuracy or the accuracy of information or material from other sources and persons who rely on it do so at their own risk. Accordingly you should satisfy yourself as to the correctness or otherwise of the statements contained herein.

ORD MINNETT

REALISED CAPITAL GAINS

From 1 July 2022 Through 30 June 2023

Mirraweena Pty Ltd
<Mirraweena Super Fund A/C>

Purchase Date	Sale Date	Quantity	Capital Proceeds	Cost	Indexed Cost Base	Gross Gain / Loss	Discounted Gain	Indexed Gain	Net Gain / Loss
MXT - METRICS MASTER									
03 Dec 2021	30 Mar 2023	5,145	10,018.11	10,290.00	0.00	(271.89)	0.00	0.00	(271.89)
01 Jun 2022	05 Jun 2023	18,200	34,925.19	36,765.11	0.00	(1,839.92)	0.00	0.00	(1,839.92)
SubTotal		23,345	44,943.30	47,055.11	0.00	(2,111.81)	0.00	0.00	(2,111.81)
NABPE - NATIONAL AUST. BANK									
01 Jul 2020	12 Sep 2022	200	20,093.10	20,050.00	0.00	43.10	28.73	0.00	28.73
SubTotal		200	20,093.10	20,050.00	0.00	43.10	28.73	0.00	28.73
TOTAL			206,323.43	208,080.49	0.00	(1,757.06)	5,763.15	0.00	(4,638.64)

Adviser Name: Andrew Murray
Location: SYDNEY
Phone No: (02) 8216 6462
Account No: 1637970

Ord Minnett Limited AFS Licence 237121 ABN 86 002 733 048 A Market Participant of the Australian Stock Exchange Limited

While Ord Minnett believes that the information contained herein is reliable, no warranty is given as to its accuracy or the accuracy of information or material from other sources and persons who rely on it do so at their own risk. Accordingly you should satisfy yourself as to the correctness or otherwise of the statements contained herein.

ORD MINNETT

INVESTMENT INCOME RECEIVED

From 1 July 2022 Through 30 June 2023

Mirraweena Pty Ltd

<Mirraweena Super Fund A/C>

Security Name	Units	Payable Date	Unfranked Dividend	Franked Dividends	Interest	All Other ¹ Income	Total Income	Tax ² Withheld	Income Received	Imputation Credit
ANZ - ANZ GROUP HOLDINGS	1,571	01-Jul-22		1,131.12			1,131.12		1,131.12	484.77
MQG - MACQUARIE GROUP LTD	771	04-Jul-22	1,619.10	1,079.40			2,698.50		2,698.50	462.60
NAB - NATIONAL AUST. BANK	1,304	05-Jul-22		951.92			951.92		951.92	407.97
QUBHA - HYBRID 3-BBSW+3.90% 05-10-23 SUB CUM	300	05-Jul-22			309.54		309.54		309.54	
MOT - METRICS INCOME	35,750	08-Jul-22		19.90	280.04	118.33	418.27		418.27	10.53
* MXT - METRICS MASTER	73,940	08-Jul-22			438.18	227.28	665.46		665.46	
TECH - GBLXGLOBALTECH	350	15-Jul-22	0.84			1,241.58	1,242.42		1,242.42	7.46
ASIA - BETA ASIATECH TIGERS	2,665	18-Jul-22				212.04	212.04		212.04	
MGOC - MAGELLANGLOOPENCLASS	9,115	21-Jul-22				464.87	464.87		464.87	
MHHT - MAG HIGH CONVTN TRST	18,140	21-Jul-22				446.24	446.24		446.24	
MOT - METRICS INCOME	35,750	08-Aug-22			277.24	73.11	350.35		350.35	
MXT - METRICS MASTER	73,940	08-Aug-22			492.59	150.69	643.28		643.28	
CLW - CHARTER HALL LONG WALE REIT	11,670	12-Aug-22				890.42	890.42		890.42	
TCL - TRANSURBAN GROUP	2,660	23-Aug-22		53.20			53.20		53.20	22.80
TCL - TRANSURBAN GROUP	2,660	23-Aug-22		4.53	88.60	545.28	638.41		638.41	1.94
CHC - CHARTER HALL GROUP	3,830	31-Aug-22		352.36			352.36		352.36	151.01
CHC - CHARTER HALL GROUP	3,830	31-Aug-22				431.64	431.64		431.64	
MBLPD - CAP NOTE 3-BBSW+2.90% PERP NON-CUM RED T-09-28	250	07-Sep-22	133.47	88.98			222.45		222.45	38.13
MOT - METRICS INCOME	35,750	08-Sep-22			362.11	95.49	457.60		457.60	
MXT - METRICS MASTER	73,940	08-Sep-22			628.47	192.26	820.73		820.73	

Adviser Name: Andrew Murray

Location: SYDNEY

Phone No: (02) 8216 6462

Account No: 1637970

Ord Minnett Limited AFS Licence 237121 ABN 86 002 733 048 A Market Participant of the Australian Stock Exchange Limited

While Ord Minnett believes that the information contained herein is reliable, no warranty is given as to its accuracy or the accuracy of information or material from other sources and persons who rely on it do so at their own risk. Accordingly you should satisfy yourself as to the correctness or otherwise of the statements contained herein.

ORD MINNETT

INVESTMENT INCOME RECEIVED

From 1 July 2022 Through 30 June 2023

Mirraweena Pty Ltd

<Mirraweena Super Fund A/C>

Security Name	Units	Payable Date	Unfranked Dividend	Franked Dividends	Interest	All Other ¹ Income	Total Income	Tax ² Withheld	Income Received	Imputation Credit
NABPF - CAP NOTE 3-BBSW+4.00% PERP NON-CUM RED T-06-26	500	19-Sep-22		522.70			522.70		522.70	224.01
NABPE - CAP NOTE 3-BBSW+2.20% 20-09-28 CUM RED T-09-23	494	20-Sep-22			502.55		502.55		502.55	
RIO - RIO TINTO LIMITED	1,125	21-Sep-22		4,316.63			4,316.63		4,316.63	1,849.98
SHL - SONIC HEALTHCARE	985	21-Sep-22		591.00			591.00		591.00	253.29
BHP - BHP GROUP LIMITED	1,954	22-Sep-22		4,986.30			4,986.30		4,986.30	2,136.98
WBCPH - CAP NOTE 3-BBSW+3.20% PERP NON-CUM RED T-09-25	500	23-Sep-22		435.80			435.80		435.80	186.77
WOW - WOOLWORTHS GROUP LTD	846	27-Sep-22		448.38			448.38		448.38	192.16
CBA - COMMONWEALTH BANK.	1,043	29-Sep-22		2,190.30			2,190.30		2,190.30	938.70
OMMCMT - ORD MINNETT CASH MANAGEMENT TRUST	48,499	30-Sep-22			46.24		46.24		46.24	
CSL - CSL LIMITED	196	05-Oct-22	310.17	34.46			344.63		344.63	14.77
QUBHA - HYBRID 3-BBSW+3.90% 05-10-23 SUB CUM	300	05-Oct-22			435.84		435.84		435.84	
BRG - BREVILLE GROUP LTD	1,755	06-Oct-22		263.25			263.25		263.25	112.82
WDS - WOODSIDE ENERGY	353	06-Oct-22		564.63			564.63		564.63	241.99
MOT - METRICS INCOME	35,750	11-Oct-22			353.63	93.25	446.88		446.88	
MXT - METRICS MASTER	73,940	11-Oct-22			594.50	181.87	776.37		776.37	
TPG - TPG TELECOM LIMITED	1,705	12-Oct-22		153.45			153.45		153.45	65.76
WGB - WAM GLOBAL LIMITED	16,750	25-Oct-22		921.25			921.25		921.25	394.82
MOT - METRICS INCOME	35,750	08-Nov-22			398.89	105.18	504.07		504.07	
MXT - METRICS MASTER	73,940	08-Nov-22			713.40	218.24	931.64		931.64	

Adviser Name: Andrew Murray

Location: SYDNEY

Phone No: (02) 8216 6462

Account No: 1637970

Ord Minnett Limited AFS Licence 237121 ABN 86 002 733 048 A Market Participant of the Australian Stock Exchange Limited

While Ord Minnett believes that the information contained herein is reliable, no warranty is given as to its accuracy or the accuracy of information or material from other sources and persons who rely on it do so at their own risk. Accordingly you should satisfy yourself as to the correctness or otherwise of the statements contained herein.

ORD MINNETT

INVESTMENT INCOME RECEIVED

From 1 July 2022 Through 30 June 2023

Mirraweena Pty Ltd

<Mirraweena Super Fund A/C>

Security Name	Units	Payable Date	Unfranked Dividend	Franked Dividends	Interest	All Other ¹ Income	Total Income	Tax ² Withheld	Income Received	Imputation Credit
CLW - CHARTER HALL LONG WALE REIT	11,670	11-Nov-22				816.89	816.89		816.89	
MBLPD - CAP NOTE 3-BBSW+2.90% PERP NON-CUM RED T-09-28	250	07-Dec-22	175.13	116.74			291.87		291.87	50.05
MOT - METRICS INCOME	35,750	08-Dec-22			373.43	98.47	471.90		471.90	
MXT - METRICS MASTER	73,940	08-Dec-22			724.73	221.71	946.44		946.44	
MQG - MACQUARIE GROUP LTD	771	13-Dec-22	1,387.80	925.20			2,313.00		2,313.00	396.51
NAB - NATIONAL AUST. BANK	1,304	14-Dec-22		1,017.12			1,017.12		1,017.12	435.91
ANZ - ANZ GROUP HOLDINGS	1,676	15-Dec-22		1,240.24			1,240.24		1,240.24	531.53
NABPF - CAP NOTE 3-BBSW+4.00% PERP NON-CUM RED T-06-26	500	19-Dec-22		596.95			596.95		596.95	255.84
NABPE - CAP NOTE 3-BBSW+2.20% 20-09-28 CUM RED T-09-23	294	20-Dec-22			371.85		371.85		371.85	
WBCPH - CAP NOTE 3-BBSW+3.20% PERP NON-CUM RED T-09-25	500	22-Dec-22		532.70			532.70		532.70	228.30
OMMCMT - ORD MINNETT CASH MANAGEMENT TRUST	14,923	31-Dec-22			148.17		148.17		148.17	
QUBHA - HYBRID 3-BBSW+3.90% 05-10-23 SUB CUM	300	05-Jan-23			510.09		510.09		510.09	
MOT - METRICS INCOME	35,750	10-Jan-23			444.16	117.12	561.28		561.28	
MXT - METRICS MASTER	73,940	10-Jan-23			764.36	233.83	998.19		998.19	
MGOC - MAGELLANGLOOPENCLASS	9,115	18-Jan-23			0.02	464.86	464.88		464.88	
MHHT - MAG HIGH CONV TN TRST	18,140	18-Jan-23				442.62	442.62		442.62	
MOT - METRICS INCOME	35,750	08-Feb-23			458.30	120.85	579.15		579.15	
MXT - METRICS MASTER	73,940	08-Feb-23			815.32	249.42	1,064.74		1,064.74	

Adviser Name: Andrew Murray

Location: SYDNEY

Phone No: (02) 8216 6462

Account No: 1637970

Ord Minnett Limited AFS Licence 237121 ABN 86 002 733 048 A Market Participant of the Australian Stock Exchange Limited

While Ord Minnett believes that the information contained herein is reliable, no warranty is given as to its accuracy or the accuracy of information or material from other sources and persons who rely on it do so at their own risk. Accordingly you should satisfy yourself as to the correctness or otherwise of the statements contained herein.

ORD MINNETT

INVESTMENT INCOME RECEIVED

From 1 July 2022 Through 30 June 2023

Mirraweena Pty Ltd

<Mirraweena Super Fund A/C>

Security Name	Units	Payable Date	Unfranked Dividend	Franked Dividends	Interest	All Other ¹ Income	Total Income	Tax ² Withheld	Income Received	Imputation Credit
TCL - TRANSURBAN GROUP	2,660	13-Feb-23			171.43	533.47	704.90		704.90	
CLW - CHARTER HALL LONG WALE REIT	11,670	14-Feb-23				816.89	816.89		816.89	
CHC - CHARTER HALL GROUP	3,830	28-Feb-23		359.25		438.91	798.16		798.16	153.97
MBLPD - CAP NOTE 3-BBSW+2.90% PERP NON-CUM RED T-09-28	250	07-Mar-23	190.02	126.68			316.70		316.70	54.29
MOT - METRICS INCOME	35,750	08-Mar-23			393.23	103.69	496.92		496.92	
MXT - METRICS MASTER	73,940	08-Mar-23			730.39	223.44	953.83		953.83	
BOQPG - CAP NOTE 3-BBSW+3.40% PERP NON-CUM RED T-12-28	250	15-Mar-23		373.20			373.20		373.20	159.94
NABPF - CAP NOTE 3-BBSW+4.00% PERP NON-CUM RED T-06-26	500	17-Mar-23		607.70			607.70		607.70	260.44
NABPE - CAP NOTE 3-BBSW+2.20% 20-09-28 CUM RED T-09-23	294	20-Mar-23			391.99		391.99		391.99	
SHL - SONIC HEALTHCARE	985	22-Mar-23		413.70			413.70		413.70	177.30
WBCPH - CAP NOTE 3-BBSW+3.20% PERP NON-CUM RED T-09-25	500	22-Mar-23		554.20			554.20		554.20	237.51
BRG - BREVILLE GROUP LTD	1,755	27-Mar-23		263.25			263.25		263.25	112.82
BHP - BHP GROUP LIMITED	1,954	30-Mar-23		2,664.54			2,664.54		2,664.54	1,141.95
CBA - COMMONWEALTH BANK.	1,043	30-Mar-23		2,190.30			2,190.30		2,190.30	938.70
OMMCMT - ORD MINNETT CASH MANAGEMENT TRUST	9,263	31-Mar-23			61.48		61.48		61.48	
CSL - CSL LIMITED	196	05-Apr-23	317.81				317.81		317.81	
QUBHA - HYBRID 3-BBSW+3.90% 05-10-23 SUB CUM	300	05-Apr-23			531.60		531.60		531.60	
WDS - WOODSIDE ENERGY	353	05-Apr-23		760.50			760.50		760.50	325.93

Adviser Name: Andrew Murray

Location: SYDNEY

Phone No: (02) 8216 6462

Account No: 1637970

Ord Minnett Limited AFS Licence 237121 ABN 86 002 733 048 A Market Participant of the Australian Stock Exchange Limited

While Ord Minnett believes that the information contained herein is reliable, no warranty is given as to its accuracy or the accuracy of information or material from other sources and persons who rely on it do so at their own risk. Accordingly you should satisfy yourself as to the correctness or otherwise of the statements contained herein.

ORD MINNETT

INVESTMENT INCOME RECEIVED

From 1 July 2022 Through 30 June 2023

Mirraweena Pty Ltd

<Mirraweena Super Fund A/C>

Security Name	Units	Payable Date	Unfranked Dividend	Franked Dividends	Interest	All Other ¹ Income	Total Income	Tax ² Withheld	Income Received	Imputation Credit
MOT - METRICS INCOME	35,750	12-Apr-23			365.42	96.36	461.78		461.78	
MXT - METRICS MASTER	73,940	12-Apr-23			758.58	232.06	990.64		990.64	
TPG - TPG TELECOM LIMITED	1,705	13-Apr-23		153.45			153.45		153.45	65.76
WOW - WOOLWORTHS GROUP LTD	846	13-Apr-23		389.16			389.16		389.16	166.78
RIO - RIO TINTO LIMITED	1,125	20-Apr-23		3,673.01			3,673.01		3,673.01	1,574.15
WGB - WAM GLOBAL LIMITED	17,270	24-Apr-23		993.03			993.03		993.03	425.58
MOT - METRICS INCOME	30,785	08-May-23			331.31	87.36	418.67		418.67	
MXT - METRICS MASTER	68,795	08-May-23			737.51	225.62	963.13		963.13	
CLW - CHARTER HALL LONG WALE REIT	11,670	15-May-23				816.89	816.89		816.89	
MBLPD - CAP NOTE 3-BBSW+2.90% PERP NON-CUM RED T-09-28	250	07-Jun-23	210.84	140.56			351.40		351.40	60.24
MOT - METRICS INCOME	30,785	08-Jun-23			394.65	104.06	498.71		498.71	
MXT - METRICS MASTER	68,795	08-Jun-23			784.92	240.12	1,025.04		1,025.04	
BOQPG - CAP NOTE 3-BBSW+3.40% PERP NON-CUM RED T-12-28	250	15-Jun-23		311.35			311.35		311.35	133.44
NABPF - CAP NOTE 3-BBSW+4.00% PERP NON-CUM RED T-06-26	500	19-Jun-23		692.75			692.75		692.75	296.89
NABPE - CAP NOTE 3-BBSW+2.20% 20-09-28 CUM RED T-09-23	294	20-Jun-23			436.35		436.35		436.35	
WBCPH - CAP NOTE 3-BBSW+3.20% PERP NON-CUM RED T-09-25	500	22-Jun-23		608.35			608.35		608.35	260.72
OMMCMT - ORD MINNETT CASH MANAGEMENT TRUST	40,154	30-Jun-23			504.33		504.33		504.33	

Adviser Name: Andrew Murray

Location: SYDNEY

Phone No: (02) 8216 6462

Account No: 1637970

Ord Minnett Limited AFS Licence 237121 ABN 86 002 733 048 A Market Participant of the Australian Stock Exchange Limited

While Ord Minnett believes that the information contained herein is reliable, no warranty is given as to its accuracy or the accuracy of information or material from other sources and persons who rely on it do so at their own risk. Accordingly you should satisfy yourself as to the correctness or otherwise of the statements contained herein.

ORD MINNETT

INVESTMENT INCOME RECEIVED

From 1 July 2022 Through 30 June 2023

Mirraweena Pty Ltd

<Mirraweena Super Fund A/C>

Security Name	Units	Payable Date	Unfranked Dividend	Franked Dividends	Interest	All Other ¹ Income	Total Income	Tax ² Withheld	Income Received	Imputation Credit
TOTAL			4,345.18	38,813.49	17,125.44	12,372.41	72,656.52	0.00	72,656.52	16,643.81

1. All Other Income (“Other income is used for trust distributions which components are not known until the trust distributes annual tax statements. Please note that the income components will be updated at the end of the financial year and provided with your Tax Report.”)

2. Tax Withheld (“Tax withheld includes both TFN withholding as well as Non-resident/Foreign withholding tax.”)

International sourced income is displayed in Australian dollars based on the exchange rate on the payable date.

* As at the ex-dividend date, this security has been held for less than 45 days. Please review this transaction as the investor may not be entitled to any imputation credit.

Adviser Name: Andrew Murray

Location: SYDNEY

Phone No: (02) 8216 6462

Account No: 1637970

Ord Minnett Limited AFS Licence 237121 ABN 86 002 733 048 A Market Participant of the Australian Stock Exchange Limited

While Ord Minnett believes that the information contained herein is reliable, no warranty is given as to its accuracy or the accuracy of information or material from other sources and persons who rely on it do so at their own risk. Accordingly you should satisfy yourself as to the correctness or otherwise of the statements contained herein.

Your Ref: MIRRSMSF

17 November 2023

The Trustee
Mirraweena Super Fund
c/- Roach & Bruce
Suite 7 Level 5
66 Hunter Street
SYDNEY NSW 2000

Dear Trustee,

**Subject: Actuarial Certificate – Tax Exempt Percentage for the 2022/23 year
Mirraweena Super Fund**

Thank you for requesting this actuarial certificate from Verus SMSF Actuaries.

Results

We calculate that the tax exempt percentage for Mirraweena Super Fund in the 2022/23 financial year is **85.62%**.

More Information

Further details regarding this actuarial certificate are contained in the appendices, including:

- Appendix 1: Data Summary
- Appendix 2: Detailed Results
- Appendix 3: Further Information

Note that the results in this certificate are based on the information provided to us. If there are any material changes to the information provided, please contact us, as the results may need to be updated.

If you would like to discuss any aspect of this actuarial certificate, please don't hesitate to contact us.

Yours sincerely,



Alfred Au, B.Com, LL.B. (Hons), FIAA
Consulting Actuary

Verus Reference Number: ZC13993731321

Appendix 1 - Data Summary

Contact Details

Name	TANIA CARTER
Company	Roach & Bruce
Telephone	02 9232 8211

Fund Details

Fund Name	Mirraweena Super Fund
Name of Trustee	Mirraweena Pty Ltd
Tax Year for Actuarial Certificate	2022/23
ABN of Fund	72 679 104 386

Member Details

Members' Names	Michael Moore
	Jane Cowper
	James Fisher
	Emma Hancock

Financial Details

	Amount (\$)
Opening Balance at 1 July 2022	1,687,918.68
Concessional Contributions	24,502.62
Non-concessional Contributions	0.00
Rollovers-in	75,000.00
Rollovers-out	0.00
Lump Sum and Pension Benefits Paid	163,107.87
Other Net Income	170,486.51
Closing Balance at 30 June 2023	1,794,799.94

We understand that the Fund's financial statements have not been audited at the time this certificate has been prepared.

Segregation

The Fund did not have any segregated current pension assets during the financial year.

Appendix 2 - Detailed Results

Tax Exempt Percentage

This actuarial certificate has been prepared to provide the tax exempt percentage applying to Mirraweena Super Fund for the 2022/23 financial year.

During the 2022/23 financial year, the Fund contained only member accounts in accumulation phase and account based pensions. Therefore no assumptions about future inflation, investment returns or discount rates have been required to calculate the tax exempt percentage. Only data regarding the Fund’s balances in accumulation phase and the Fund’s balances in retirement phase plus details of transactions within, to and from the Fund during the year have been provided for this calculation.

Using the data supplied, we have calculated the tax exempt percentage based on the ratio below:

$$\frac{\text{Average value of current pension liabilities}}{\text{Average value of superannuation liabilities}}$$

$$= \$1,469,875 / \$1,716,828$$

$$= 85.62\%$$

The values for the current pension liabilities and the superannuation liabilities shown above are time weighted average balances over the financial year. Segregated current pension assets and segregated non-current assets (if any) have been excluded from the values shown above.

Member Breakdown

To assist you, we have also calculated the breakdown of the tax exempt percentage between the Fund’s members, as follows:

Member Name	Tax Exempt Percentage	Taxable Percentage
Michael Moore	53.29%	0.00%
Jane Cowper	32.33%	0.01%
James Fisher	0.00%	9.35%
Emma Hancock	0.00%	5.02%
Reserve	0.00%	0.00%
Total	85.62%	14.38%

This breakdown between members is not required for the Fund’s tax return, but may assist in other ways, for example with allocating the Fund’s tax liabilities between members.

Appendix 3 - Further Information

Actuarial Standards

This actuarial certificate has been prepared in accordance with Professional Standard 406 of the Institute of Actuaries of Australia.

Other Comments

We have been informed by the trustee and/or their advisors that the relevant pension liabilities meet the requirements to be considered a retirement phase superannuation income stream. We have relied upon this information in preparing this actuarial certificate.

As required under Professional Standard 406, we are satisfied that the value of particular liabilities of the Fund at a particular time as set out in this certificate is the amount of the Fund's assets, together with any future contributions in respect of the benefits concerned and expected earnings on the assets and contributions after that time, that would provide the amount required to discharge those liabilities as they fall due.

We also document the following information items provided to us, and upon which we have relied, when preparing this certificate:

Item	Information Provided
Does the Fund meet the definition of Disregarded Small Fund Assets for the tax year covered by this certificate?	No
Have the trustee(s) chosen (if eligible) to treat all of the assets of the fund as not being segregated current pension assets for the whole of the tax year covered by this certificate?	No

Requirement for and Use of Actuarial Certification

This actuarial certificate is required so that the Fund can claim an exemption from tax on the investment income derived from the unsegregated assets supporting members' balances that are in retirement phase. The certificate should be obtained before the Fund submits its tax return. It does not need to be submitted with the Fund's tax return, but should be retained in the Fund's records.

An actuarial certificate is required for a Fund that has been partly in retirement phase and partly in accumulation phase during the year and which is not applying the segregated method throughout the year. Therefore an actuarial certificate is not required if:

- The Fund was entirely in accumulation phase for the whole of the tax year; or
- The Fund was entirely in retirement phase for the whole of the tax year; or
- The Fund's retirement phase assets and accumulation phase assets were fully segregated throughout the tax year.

The tax exempt percentage should be applied to the Fund's assessable income (excluding any non-arm's length income, concessional contributions and any income derived from segregated assets) to determine how much income is exempt from tax.



Activity statement 001

Date generated	20 September 2023
Overdue	\$0.00
Not yet due	\$0.00
Balance	\$0.00

Transactions

4 results found - from **20 September 2021** to **20 September 2023** sorted by **processed date** ordered **newest to oldest**

Processed date	Effective date	Description	Debit (DR)	Credit (CR)	Balance
27 Apr 2023	15 May 2023	Original Activity Statement for the period ending 30 Jun 22 - GST		\$1,493.00	\$0.00
27 Apr 2023	2 May 2023	EFT refund for GST for the period from 01 Jul 21 to 30 Jun 22	\$1,493.00		\$1,493.00 DR
31 Jan 2022	3 Feb 2022	EFT refund for GST for the period from 01 Apr 21 to 30 Jun 21	\$489.00		\$0.00
31 Jan 2022	25 Aug 2021	Original Activity Statement for the period ending 30 Jun 21 - GST		\$489.00	\$489.00 CR



Income tax 551

Date generated	20 September 2023
Overdue	\$0.00
Not yet due	\$0.00
Balance	\$0.00

Transactions

5 results found - from **20 September 2021** to **20 September 2023** sorted by **processed date** ordered **newest to oldest**

Processed date	Effective date	Description	Debit (DR)	Credit (CR)	Balance
15 Jun 2023	20 Jun 2023	EFT refund for Income Tax for the period from 01 Jul 21 to 30 Jun 22	\$37,635.48		\$0.00
15 Jun 2023	15 Jun 2023	Interest on overpayment for Income Tax for the period from 01 Jul 21 to 30 Jun 22		\$28.72	\$37,635.48 CR
14 Jun 2023	13 Jun 2023	Tax return Self Man Superfund - Income Tax for the period from 01 Jul 21 to 30 Jun 22		\$37,606.76	\$37,606.76 CR
11 Mar 2022	16 Mar 2022	EFT refund for Income Tax for the period from 01 Jul 20 to 30 Jun 21	\$20,053.25		\$0.00
11 Mar 2022	11 Mar 2022	Tax return Self Man Superfund - Income Tax for the period from 01 Jul 20 to 30 Jun 21		\$20,053.25	\$20,053.25 CR



Australian Government
Australian Taxation Office

Year to date revenue product summary report 2022/2023

Client Name THE TRUSTEE FOR MIRRAWEEENA SUPER FUND
Last Updated 16/09/2023
TFN 942663290

Net amounts applicable for the year to date.

Description	ICA001 Total (\$)
Fringe benefits tax instalments	
Wine equalisation tax	
Deferred company/fund instalments	
Pay as you go income tax instalments	
Pay as you go income tax withholding	
Luxury car tax	
Goods and services tax	0.00
Goods and services tax instalments	0.00
Goods and services return	0.00
Fuel tax credit	

Total clients for this tax agent : 1

Mirraweena Super Fund
ABN: 72 679 104 386
Activity Statement Preparation Report - Detail
For the period 1 July 2022 to 30 June 2023

GST Detail

Description	Return Item	Gross (Inc GST)	GST
<i>Income (GST Collected)</i>			
<i>Sales Detail</i>			
QUBHA Interest Payment		510.09	0.00
QUBHA Interest Payment		309.54	0.00
QUBHA Interest Payment		435.84	0.00
Interest		33.15	0.00
Interest		46.24	0.00
Interest		148.17	0.00
Interest		21.44	0.00
Interest		20.44	0.00
Cash Deposit - Interest		61.48	0.00
QUBHA Interest Payment		531.60	0.00
Ord Minnett - CMT interest		504.33	0.00
Investment Income		71.09	0.00
MACQUARIE CMA INTEREST PAID		40.64	0.00
MACQUARIE CMA INTEREST PAID		29.76	0.00
MACQUARIE CMA INTEREST PAID		56.66	0.00
MACQUARIE CMA INTEREST PAID		67.45	0.00
MACQUARIE CMA INTEREST PAID		80.60	0.00
MACQUARIE CMA INTEREST PAID		94.98	0.00
MACQUARIE CMA INTEREST PAID		14.17	0.00
MACQUARIE CMA INTEREST PAID		44.66	0.00
MACQUARIE CMA INTEREST PAID		17.47	0.00
AUD Credit Interest for year		20.05	0.00
Interest on US\$ acc for year per Int. Brokers reports		691.07	0.00
Total Sales	G1	3,850.92	0.00
<i>Export Sales Detail</i>			
Nil			
Export Sales	G2		
<i>Other GST-Free Sales Detail</i>			
Other GST-Free Sales	G3		
Total GST Collect on Sales	1A		0.00

Outgoings (GST Paid)

Capital Purchases Detail

Nil			
Capital Purchases	G10		

Mirraweena Super Fund

ABN: 72 679 104 386

Activity Statement Preparation Report - Detail

For the period 1 July 2022 to 30 June 2023

Non-Capital Purchases Detail

PARS Fee 01Jul2022 to 30Sep2022		4,022.81	274.28
PARS Fee 1Oct2022 to 31Dec2022		3,948.09	269.19
PARS Fee 1Jan2023 to 31Mar2023		4,148.74	282.87
PARS quarterly fee		4,174.92	0.00
SUPER AUDITS; BSB 015-056; a/c 387392386 (MIRRAWEEENA SF)		440.00	0.00
Verus Actuaries Pty Ltd; BSB 012-263; a/c 286181627 (ZC13771835107)		110.00	7.50
ASIC, Official Administered Receipts Account, BSB 093-003, a/c 317118		90.00	0.00
Roach & Bruce Consulting Pty Ltd; BSB 032-024; a/c 229586 (MIRRAWEE)		319.00	0.00
Roach & Bruce Consulting Pty Ltd; BSB 032-024; a/c 229586 (MIRRAWEE)		2,871.00	195.75
BUY 200 WESFARMERS - Bell Direct		25.00	1.70
SELL 65 TUAS LTD - (transferred from Ords to Bells) Sold by Bell Direct		15.00	1.02
BUY 410 MACQUARIE - Bell Direct		72.93	4.97
BUY 100 CBA - Bell Direct		25.00	1.70
Commissions on Tnsf from AUD\$ to US\$ a/c per IB report \$3.32 less 1c r		3.31	0.22
SMSF Supervisory Levy 2023		259.00	0.00
Non-Capital Purchases	G11	20,524.80	1,039.20
Total GST Paid on Purchases	1B		1,039.20

Mirraweena Super Fund
ABN: 72 679 104 386
Activity Statement Preparation Report - Detail
For the period 1 July 2022 to 30 June 2023

PAYG Withholding Tax Detail

Description	Return Item	Gross	Tax Withheld
Benefit Payment Detail			
<i>Emma Hancock</i>			
			0.00
<i>James Fisher</i>			
			0.00
<i>Jane Cowper</i>			
			0.00
<i>Michael Moore</i>			
			0.00
Total Benefit Payments	W1		
Amounts withheld from benefit payments (W1)	W2		0.00
Total Amounts Withheld	W5		0.00



Annual GST Return amendment
(original return lodged with \$1364
refund which was incorrect)

Agent ROACH & BRUCE CONSULTING
P/L
Client THE TRUSTEE FOR
MIRRAWEEENA SUPER FUND
ABN 72 679 104 386

Print activity statement

Account	Period	GST accounting method
Activity statement – 001 – THE TRUSTEE FOR MIRRAWEEENA SUPER FUND	Jul 2022 – Jun 2023	Cash

Payment due date 15 May 2024

Statement summary

Description	Reported Value	Owed to ATO	Owed by ATO
Goods and services tax (GST)			
1A Owed to ATO		\$0.00	
1B Owed by ATO			\$1,039.00
G1 Total sales	\$0.00		
Does this include GST?	No		
1H Owed by ATO			\$0.00

Refund amount

\$1,039.00

This amount is refundable (it may be offset against any other tax debt).

Declaration

- > I THE TRUSTEE FOR MIRRAWEEENA SUPER FUND authorise ROACH & BRUCE CONSULTING P/L to give the Jul 2022 – Jun 2023 activity statement to the Commissioner of Taxation for 001 – THE TRUSTEE FOR MIRRAWEEENA SUPER FUND.
- > I declare that the information provided for the preparation of this activity statement is true and correct.
- > I am authorised to make this declaration.

Signed: _____

Date: _____

All Registry communications to:
 Link Market Services Limited
 Locked Bag A14, Sydney South, NSW 1235
 Enquiries (within Australia): 1300 303 063
 (outside Australia): +61 1300 303 063
 ASX Code: CHC
 Email: charterhall@linkmarketservices.com.au
 Website: www.linkmarketservices.com.au



Charter Hall Limited
 ABN 57 113 531 150
Charter Hall Funds Management Limited
 ABN 31 082 991 786 AFSL 262861
As responsible entity for Charter Hall Property
 Trust ARSN 113 339 147

Part A. Your details



015 002600

MIRRAWEEENA PTY LTD
 <MIRRAWEEENA SUPER FUND A/C>
 C/- ORD MINNETT LTD-PARS DEPT
 GPO BOX 5274
 SYDNEY NSW 2001

Date: 8 September 2023
Reference No.: X*****1724

Attribution Managed Investment Trust Member Annual Statement for the year ended 30 June 2023

The Charter Hall Group (ASX:CHC) 2023 annual tax statement is provided to help you complete your 2023 Australian income tax return, assuming you are an Australian resident individual for the entire year ended 30 June 2023, however you should seek your own taxation advice.

Charter Hall Group is a stapled entity comprising Charter Hall Property Trust ("Trust") and Charter Hall Limited ("Company"). The income relating to total distributions in respect of Charter Hall Group stapled securities for the year ended 30 June 2023 is as follows.

Part B: Summary of 2023 tax return (supplementary section) items for a resident individual

Non-Australian residents should seek independent Australian tax advice.

Item	Amount	Tax return label
Franked dividend from company	\$711.61	11T
Franking credit from company	\$304.97	11U
Share of net income from trusts, less net capital gains, foreign income and franked distributions – primary production income	\$0.60	13L
Share of net income from trusts, less net capital gains, foreign income and franked distributions – non-primary production income	\$66.61	13U
Franked distribution from trusts	\$0.00	13C
Share of franking credits from franked dividends	\$0.00	13Q
Share of credit for foreign resident withholding amounts (excluding capital gains)	\$0.00	13A
Share of credit for tax amounts withheld	\$0.00	13R
Net capital gain	\$135.49	18A
Total current year capital gains	\$270.98	18H
Credit for foreign resident capital gains withholding amounts	\$0.00	18X
CFC Income	\$0.00	19K
Assessable foreign source income	\$0.00	20E
Other net foreign source income	\$0.00	20M
Australian franking credits from a New Zealand franking company	\$0.00	20F
Foreign income tax offset *	\$0.00	20O

*To work out your foreign income tax offset (FITO) entitlement, see 20 Foreign source income and foreign assets or property or the Guide to foreign tax offset rules 2023.

Part B: Capital gains tax information – additional information for item 18

	Amount	
Capital gains - discounted method	\$270.98	(gross amount)
Capital gains - other method	\$0.00	
Total current year capital gains	\$270.98	

Part C: Components of attribution

	Cash distributions	Tax paid or franking credit (gross up)	Attributable amount
Australian income			
Interest (subject to non - resident withholding tax)			\$0.00
Interest (not subject to non - resident withholding tax)			\$0.00
Dividends - unfranked amount declared to be CFI			\$0.00
Dividends - unfranked amount not declared to be CFI			\$0.00
Other assessable Australian income (Other)			\$44.57
Other assessable Australian income (NCMI)			\$22.04
Other assessable Australian income (Excluded from NCMI)			\$0.00
Other assessable Australian income (NCMI –Non- Primary production)			\$0.00
Other assessable Australian income (CBMI)			\$0.00
Non-primary production income			\$66.61
NCMI - primary production			\$0.60
Primary production income			\$0.60
Dividends - franked amount		\$0.00	\$0.00
Capital gains			
Capital gains – discounted method TAP (Other)			\$67.30
Capital gains – discounted method TAP (NCMI)			\$0.00
Capital gains – discounted method TAP (Excluded from NCMI)			\$0.00
Capital gains – discounted method TAP (CBMI)			\$0.00
Capital gains - discounted method NTAP			\$68.19
Taxable foreign capital gains - discounted method		\$0.00	\$0.00
Capital gains – other method TAP (Other)			\$0.00
Capital gains – other method TAP (NCMI)			\$0.00
Capital gains – other method TAP (Excluded from NCMI)			\$0.00
Capital gains – other method TAP (CBMI)			\$0.00
Capital gains - other method NTAP			\$0.00
Taxable foreign capital gains - other method		\$0.00	\$0.00
Net capital gains		\$0.00	\$135.49
AMIT CGT gross up amount			\$135.49
Other capital gains distribution			
Total current year capital gains		\$0.00	\$270.98
Foreign income			
Other net foreign source income		\$0.00	\$0.00
Assessable foreign source income		\$0.00	\$0.00
Australian franking credit from a New Zealand franking company		\$0.00	\$0.00
CFC income			\$0.00
Total foreign income		\$0.00	\$0.00
Other non-assessable amounts			Amount
Net exempt income			\$0.00
Non-assessable non-exempt amount			\$0.00
Other non-attributable amounts			\$100.73
Total non-assessable amounts			\$100.73
Gross cash distribution	\$438.92		
Less: withholding tax	\$0.00		
Net cash distribution	\$438.92		

Part D: Tax offsets

Tax offsets	Amount
Franking credit tax offset from Australian resident companies	\$0.00
Foreign income tax offset - other net foreign source income	\$0.00
Total tax offsets	\$0.00

Part E: Attribution Managed Investment Trust ('AMIT') cost base adjustments

	Amount
AMIT cost base net amount - excess (decrease cost base)	\$100.73
AMIT cost base net amount - shortfall (increase cost base)	\$0.00

2024 Dividend Tax Return Amounts

	Dividends	Franking credits
Dividend income		
Franked dividend	\$0.00	\$0.00
Unfranked dividend	\$0.00	\$0.00
Total dividend	\$0.00	\$0.00

For an Australian resident individual, dividends are generally assessable on a 'receipts basis'. The Company dividend paid on 31 August 2023 should therefore be included in your 2024 income tax return.

Charter Hall has prepared a Tax Guide to assist you in completing your 2023 Tax return. This guide can be found at <https://www.charterhall.com.au/taxationguide>

Please retain this statement for income tax purposes

009746 000 TCL
 MIRRAWEEENA PTY LTD
 <MIRRAWEEENA SUPER FUND A/C>
 C/- ORD MINNETT LTD-PARS DEPT
 GPO BOX 5274
 SYDNEY NSW 2001

Update Your Information

www.computershare.com.au/easyupdate/tcl

Computershare Investor Services Pty Limited
 GPO Box 2975 Melbourne
 Victoria 3001 Australia

(within Australia) 1300 360 146
 (international) +61 3 9415 4315

Holder Identification
 Number (HIN)

HIN WITHHELD

Annual Tax Statement

TRIPLE STAPLED SECURITIES - DISTRIBUTIONS

Australian resident individual investors should use the below Tax Statement to assist in completing their 2023 Income Tax Return. This Annual Tax Statement should be read in conjunction with the Transurban Tax Statement Guide, available on the Transurban website at www.transurban.com/investor-centre/distributions-and-tax/tax-guides. If an investor has a tax year ending on a date other than 30 June, they should seek advice from their tax adviser.

Transurban Holding Trust ("THT") is an Attribution Managed Investment Trust ("AMIT") for the year ended 30 June 2023. It is required to provide you with an AMIT Member Annual ("AMMA") Statement. This Annual Tax Statement is also your AMMA Statement in respect of your security holding in THT during the year ended 30 June 2023. This AMMA Statement also provides a reasonable estimate of the AMIT cost base net amount for the year ended 30 June 2023.

This Annual Tax Statement and accompanying notes are not intended to be tax advice and investors should consult a professional tax adviser if necessary for completion of income tax returns.

PART A: SUMMARY OF 2023 INCOME TAX RETURN FOR INDIVIDUAL (INCLUDING SUPPLEMENTARY SECTIONS)

Item	Australian Resident Individual Tax Return Label	Total
Dividends - Franked	11T	\$53.20
Franking credit	11U	\$22.80
Share of non-primary production income	13U	\$693.56
Franked distributions from trusts	13C	\$4.54
Share of franking credits from franked dividends	13Q	\$1.36
Share of credit for TFN amounts withheld	13R	\$0.00
Share of credit for foreign resident withholding amounts	13A	\$0.00
Net capital gain	18A	\$2.16
Total current year capital gains	18H	\$4.32

PART B: COMPONENTS

Dividend - Transurban Holdings Limited ¹	30 June 2022 (paid August 2022)	31 December 2022 (paid February 2023)	Total
Dividends - Franked	\$53.20	\$0.00	\$53.20
Franking Credit / Tax Offset	\$22.80	\$0.00	\$22.80
Distribution - Transurban Holding Trust ² Assessable Australian Income (Attribution Amounts)	31 December 2022 (paid February 2023)	30 June 2023 (paid August 2023)	Total
Interest Income	\$171.43	\$157.40	\$328.83
Rent and Other Income ³	\$172.51	\$174.39	\$346.90
Non-Concessional MIT Income (NCMI)	\$7.98	\$9.85	\$17.83
Discounted Capital Gains TARP	\$0.00	\$2.16	\$2.16
Other Capital Gains Distribution	\$0.00	\$2.16	\$2.16
Franked Distribution	\$0.00	\$3.18	\$3.18
Franking Credit / Tax Offset	\$0.00	\$1.36	\$1.36
Other - Transurban Holding Trust ⁴	31 December 2022 (paid February 2023)	30 June 2023 (paid August 2023)	Total
Non-Assessable Amount	\$352.98	\$462.16	\$815.14
TFN / ABN Withholding	\$0.00	\$0.00	\$0.00
AMIT Withholding	\$0.00	\$0.00	\$0.00
Non-Resident Withholding	\$0.00	\$0.00	\$0.00

Net Cash Distribution For The Year - Transurban Holding Trust⁴

Gross Distribution (paid February 2023)	\$704.90
Tax withheld	\$0.00
Gross Distribution (paid August 2023)	\$811.30
Tax withheld	\$0.00
Net cash distributions applicable to the year ended 30 June 2023	\$1,516.20

PART C: AMIT COST BASE ADJUSTMENTS - Transurban Holding Trust⁴

AMIT cost base net increase amount	\$0.00
AMIT cost base net decrease amount	\$815.14

Notes:

1. This dividend represents the payment from Transurban Holdings Limited ABN 86 098 143 429.
2. This distribution represents the payment from Transurban Holding Trust ABN 30 169 362 255.
3. Rent and Other Income includes amounts that are 'Excluded from NCMI'. 'Excluded from NCMI' refers to amounts that would have been NCMI but are not NCMI due to the application of any of the following provisions:
 - Subsection 12-437(5) in Schedule 1 to the *Taxation Administration Act 1953* ("TAA 1953") – approved economic infrastructure facility exception;
 - Section 12-440 in Schedule 1 to the TAA 1953 – MIT cross staple arrangement income transitional provisions.
4. These disclosures relate to the distribution from Transurban Holding Trust ABN 30 169 362 255.

Metrics Income Opportunities Trust | ARSN 631 320 628

Responsible Entity: The Trust Company (RE Services) Limited | ABN 45 003 278 831 | AFSL 235 150
 Investment Manager: Metrics Credit Partners Pty Ltd ABN 27 150 646 996 | AFSL 416 146

2023 Tax Statement

Attribution Managed Investment Trust (AMIT)
 Member Annual Statement (AMMA Statement)

MIRRAWEEENA PTY LTD
 <MIRRAWEEENA SUPER FUND A/C>
 C/- ORD MINNETT LTD-PARS DEPT
 GPO BOX 5274
 SYDNEY NSW 2001

Your details (Part A)

Holder Number

X****601724

Summary of Key Information

Date: 17-Jul-2023
 Year Ended: 30-Jun-2023
 TFN/ABN Status: Quoted
 ASX Code: MOT

Dear Unitholder,

This AMMA Statement has been prepared to assist you with completion of your Australian Income Tax Return for the year ended 30 June 2023. Please retain this statement for taxation purposes.

Please note that if any of your details displayed above are incorrect, please log in to your investor portal account and update your details online or contact our registry.

Distributions Paid for the 2023 tax year

Description	Gross Distribution	Tax Withheld	Net Distribution
Distribution – period end 31 July 2022	\$350.35	\$0.00	\$350.35
Distribution – period end 31 August 2022	\$457.60	\$0.00	\$457.60
Distribution – period end 30 September 2022	\$446.88	\$0.00	\$446.88
Distribution – period end 31 October 2022	\$504.08	\$0.00	\$504.08
Distribution – period end 30 November 2022	\$471.90	\$0.00	\$471.90
Distribution – period end 31 December 2022	\$561.28	\$0.00	\$561.28
Distribution – period end 31 January 2023	\$579.15	\$0.00	\$579.15
Distribution – period end 28 February 2023	\$496.93	\$0.00	\$496.93
Distribution – period end 31 March 2023	\$461.78	\$0.00	\$461.78
Distribution – period end 30 April 2023	\$418.68	\$0.00	\$418.68
Distribution – period end 31 May 2023	\$498.72	\$0.00	\$498.72
Distribution – period end 30 June 2023	\$0.00	\$0.00	\$0.00
Total	\$5,247.35	\$0.00	\$5,247.35



Please support your fund now and make the switch to online communications and instantly enjoy the benefits - quick, secure and easy. Scan the QR code to visit: investor.automic.com.au

Tax Return Information

Summary of 2023 Tax Return Items (Part B)

Description	Amount	Tax Return Reference
Table 1 – Partnerships and trusts – Primary production		
Share of net income from trusts		13L
Other deductions relating to amounts shown at share of net income from trusts		13X
Table 2 – Partnership and trusts – Non-primary production		
Share of net income from trusts, less net capital gains, foreign income and franked distributions	\$5,247.35	13U
Franked distributions from trusts		13C
Other deductions relating to non-primary production income		13Y
Table 3 – Share of credits from income and tax offsets		
Share of credit for tax withheld where Australian business number not quoted		13P
Share of franking credit from franked dividends		13Q
Share of credit for tax file number amounts withheld from interest, dividends and unit trust distributions		13R
Share of credit for tax paid by trustee		13S
Share of credit for foreign resident withholding amounts (excluding capital gains)		13A
Share of National rental affordability scheme tax offset		13B
Early stage venture capital limited partnership: current year tax offset		T7K
Early stage investor: current year tax offset		T8L
Other refundable tax offsets: Exploration credits		T9 (code E)
Table 4 – Capital gains		
Net capital gain		18A
Total current year capital gains		18H
Credit for foreign resident capital gains withholding amounts		18X
Table 5 – Foreign entities		
CFC income		19K
Transferor trust income		19B
Table 6 – Foreign source income and foreign assets or property		
Assessable foreign source income		20E
Net foreign rent		20R
Other net foreign source income		20M
Australian franking credits from a New Zealand franking company		20F
Foreign income tax offset		20O
Table 7 – Other income		
Category 4 rebates		24V

Component Information (Part C)

Description	Cash Distribution	Franking Credits / Tax Offsets	Attributed Amount	Tax Return Reference
Table 1 – Australian income				
Interest	\$4,152.40		\$4,152.40	-
Dividends				-
Dividends: unfranked amount declared to be CFI				-
Dividends: unfranked amount not declared to be CFI				-
Dividends: less LIC capital gain deduction				-
Other assessable Australian income	\$1,094.95		\$1,094.95	-
NCMI – Non-primary production				-
Excluded from NCMI – Non-primary production				-
Non-primary production income (A)	\$5,247.35		\$5,247.35	13U
NCMI – Primary production				-
Excluded from NCMI – Primary Production				-
Primary production Income (B)				13L
Dividends: Franked amount (Franked distributions) (X)				13C/13Q



Please support your fund now and make the switch to online communications and instantly enjoy the benefits - quick, secure and easy. Scan the QR code to visit: investor.automic.com.au



Description	Cash Distribution	Franking Credits / Tax Offsets	Attributed Amount	Tax Return Reference
Table 2 – Capital gains				
Capital gains discount – Taxable Australian property				-
Capital gains discount – Non-taxable Australian property				-
Capital gains other – Taxable Australian property				-
Capital gains other – Non-taxable Australian property				-
NCMI capital gains				-
Excluded from NCMI capital gains				-
Net capital gain				18A
AMIT CGT gross up amount				-
Other capital gains distribution				-
Total current year capital gains (C)				18H
Table 3 – Foreign income				
Other net foreign source income				20M/200
Net foreign rent				20R
Assessable foreign source income				20E
Australian franking credits from a New Zealand franking company				20F
CFC income				19K
Transferor trust income				19B
Total foreign income (D)				-
Table 4 – Tax offsets				
Franking credit tax offset				13Q
Foreign income tax offset				200
Total tax offsets (E)				-
Table 5 – Other non-assessable amounts and cost base details				
Net exempt income				
Non-assessable non-exempt amount (F)				
Other non-attributable amounts				
Gross cash distribution (G)				
AMIT cost base net amount – excess (decrease)				
AMIT cost base net amount – shortfall (increase)				
Table 6 – Other amounts deducted from trust distributions				
Amounts withheld	\$0.00			-
Other expenses				13Y
Credit for foreign resident capital gains withholding amounts				18X
Other income Category 4: Rebates				24V
Net cash distribution	\$5,247.35			-
Description	Cash Distribution	Tax withheld	Attributed Amount	Tax Return Reference
Table 7 – Reporting for the purposes of non-resident withholding tax and income tax				
Table 1 – Interest exempt from withholding				-
Table 6 – Non-resident withholding amount				-
Table 6 – Non-resident member para 276-105(2)(a) or (b) assessable amount				-
Table 6 – Non-resident member para 276-105(2)(c) assessable amount				-
Table 6 – Managed investment trust fund payments				-
Deemed payment – Dividend				-
Deemed payment – Interest				-
Deemed payment – Royalties				-
Deemed payment – Fund payment				-



Please support your fund now and make the switch to online communications and instantly enjoy the benefits - quick, secure and easy. Scan the QR code to visit: investor.automic.com.au



Metrics Master Income Trust | ARSN 620 465 090

Responsible Entity: The Trust Company (RE Services) Limited | ABN 45 003 278 831 | AFSL 235 150
 Investment Manager: Metrics Credit Partners Pty Ltd | ABN 27 150 646 996 | AFSL 416 146

2023 Tax Statement

Attribution Managed Investment Trust (AMIT)
 Member Annual Statement (AMMA Statement)

MIRRAWEEENA PTY LTD
 <MIRRAWEEENA SUPER FUND A/C>
 C/- ORD MINNETT LTD-PARS DEPT
 GPO BOX 5274
 SYDNEY NSW 2001

Your details (Part A)

Holder Number

X****601724

Summary of Key Information

Date: 17-Jul-2023
 Year Ended: 30-Jun-2023
 TFN/ABN Status: Quoted
 ASX Code: MXT

Dear Unitholder,

This AMMA Statement has been prepared to assist you with completion of your Australian Income Tax Return for the year ended 30 June 2023. Please retain this statement for taxation purposes.

Please note that if any of your details displayed above are incorrect, please log in to your investor portal account and update your details online or contact our registry.

Distributions Paid for the 2023 tax year

Description	Gross Distribution	Tax Withheld	Net Distribution
Distribution – period end 31 July 2022	\$643.28	\$0.00	\$643.28
Distribution – period end 31 August 2022	\$820.73	\$0.00	\$820.73
Distribution – period end 30 September 2022	\$776.37	\$0.00	\$776.37
Distribution – period end 31 October 2022	\$931.64	\$0.00	\$931.64
Distribution – period end 30 November 2022	\$946.43	\$0.00	\$946.43
Distribution – period end 31 December 2022	\$998.19	\$0.00	\$998.19
Distribution – period end 31 January 2023	\$1,064.74	\$0.00	\$1,064.74
Distribution – period end 28 February 2023	\$953.83	\$0.00	\$953.83
Distribution – period end 31 March 2023	\$990.65	\$0.00	\$990.65
Distribution – period end 30 April 2023	\$963.13	\$0.00	\$963.13
Distribution – period end 31 May 2023	\$1,025.05	\$0.00	\$1,025.05
Distribution – period end 30 June 2023	\$758.93	\$0.00	\$758.93
Total	\$10,872.97	\$0.00	\$10,872.97



Please support your fund now and make the switch to online communications and instantly enjoy the benefits - quick, secure and easy. Scan the QR code to visit: investor.automic.com.au

Tax Return Information

Summary of 2023 Tax Return Items (Part B)

Description	Amount	Tax Return Reference
Table 1 – Partnerships and trusts – Primary production		
Share of net income from trusts		13L
Other deductions relating to amounts shown at share of net income from trusts		13X
Table 2 – Partnership and trusts – Non-primary production		
Share of net income from trusts, less net capital gains, foreign income and franked distributions	\$10,872.97	13U
Franked distributions from trusts		13C
Other deductions relating to non-primary production income		13Y
Table 3 – Share of credits from income and tax offsets		
Share of credit for tax withheld where Australian business number not quoted		13P
Share of franking credit from franked dividends		13Q
Share of credit for tax file number amounts withheld from interest, dividends and unit trust distributions		13R
Share of credit for tax paid by trustee		13S
Share of credit for foreign resident withholding amounts (excluding capital gains)		13A
Share of National rental affordability scheme tax offset		13B
Early stage venture capital limited partnership: current year tax offset		T7K
Early stage investor: current year tax offset		T8L
Other refundable tax offsets: Exploration credits		T9 (code E)
Table 4 – Capital gains		
Net capital gain		18A
Total current year capital gains		18H
Credit for foreign resident capital gains withholding amounts		18X
Table 5 – Foreign entities		
CFC income		19K
Transferor trust income		19B
Table 6 – Foreign source income and foreign assets or property		
Assessable foreign source income		20E
Net foreign rent		20R
Other net foreign source income		20M
Australian franking credits from a New Zealand franking company		20F
Foreign income tax offset		20O
Table 7 – Other income		
Category 4 rebates		24V

Component Information (Part C)

Description	Cash Distribution	Franking Credits / Tax Offsets	Attributed Amount	Tax Return Reference
Table 1 – Australian income				
Interest	\$8,325.93		\$8,325.93	-
Dividends				-
Dividends: unfranked amount declared to be CFI				-
Dividends: unfranked amount not declared to be CFI				-
Dividends: less LIC capital gain deduction				-
Other assessable Australian income	\$2,547.04		\$2,547.04	-
NCMI – Non-primary production				-
Excluded from NCMI – Non-primary production				-
Non-primary production income (A)	\$10,872.97		\$10,872.97	13U
NCMI – Primary production				-
Excluded from NCMI – Primary Production				-
Primary production Income (B)				13L
Dividends: Franked amount (Franked distributions) (X)				13C/13Q



Please support your fund now and make the switch to online communications and instantly enjoy the benefits - quick, secure and easy. Scan the QR code to visit: investor.automic.com.au



Description	Cash Distribution	Franking Credits / Tax Offsets	Attributed Amount	Tax Return Reference
Table 2 – Capital gains				
Capital gains discount – Taxable Australian property				-
Capital gains discount – Non-taxable Australian property				-
Capital gains other – Taxable Australian property				-
Capital gains other – Non-taxable Australian property				-
NCMI capital gains				-
Excluded from NCMI capital gains				-
Net capital gain				18A
AMIT CGT gross up amount				-
Other capital gains distribution				-
Total current year capital gains (C)				18H
Table 3 – Foreign income				
Other net foreign source income				20M/200
Net foreign rent				20R
Assessable foreign source income				20E
Australian franking credits from a New Zealand franking company				20F
CFC income				19K
Transferor trust income				19B
Total foreign income (D)				-
Table 4 – Tax offsets				
Franking credit tax offset				13Q
Foreign income tax offset				200
Total tax offsets (E)				-
Table 5 – Other non-assessable amounts and cost base details				
Net exempt income				
Non-assessable non-exempt amount (F)				
Other non-attributable amounts				
Gross cash distribution (G)				
AMIT cost base net amount – excess (decrease)				
AMIT cost base net amount – shortfall (increase)				
Table 6 – Other amounts deducted from trust distributions				
Amounts withheld	\$0.00			-
Other expenses				13Y
Credit for foreign resident capital gains withholding amounts				18X
Other income Category 4: Rebates				24V
Net cash distribution	\$10,872.97			-
Description	Cash Distribution	Tax withheld	Attributed Amount	Tax Return Reference
Table 7 – Reporting for the purposes of non-resident withholding tax and income tax				
Table 1 – Interest exempt from withholding				-
Table 6 – Non-resident withholding amount				-
Table 6 – Non-resident member para 276-105(2)(a) or (b) assessable amount				-
Table 6 – Non-resident member para 276-105(2)(c) assessable amount				-
Table 6 – Managed investment trust fund payments				-
Deemed payment – Dividend				-
Deemed payment – Interest				-
Deemed payment – Royalties				-
Deemed payment – Fund payment				-



Please support your fund now and make the switch to online communications and instantly enjoy the benefits - quick, secure and easy. Scan the QR code to visit: investor.automic.com.au



Client name	MIRRAWEEENA SUPER FUND	Fin Accounts Prepared by	TANIA CARTER
Client code	MIRRASF	Date prepared	17-Nov-2023
Year ended	30-Jun-2023	Reviewed by	
SRN/HIN	Ords X0061601724 Bell Direct X0112081178	Date reviewed	
Postcode	Ords 2001 Bell Direct 2120	Back to Cover	


Benefits Paid

b Did the member participate in early access to super? No

1.1 a *Were there pension benefits paid to members during the financial year?* Yes

c *Have you confirmed with the ATO, the tax free low rate cap of the Superannuation Lump Sum benefit for the following members?* N/A

- [Enter name of member 1]
- [Enter name of member 2]
- [Enter name of member 3]
- [Enter name of member 4]



This amount is beneficial to members who have reached preservation age and are permanently retired (never intending to work again) as it is tax free. For the year ended 30 June 2019, 30 June 2020, 30 June 2021 & 30 June 2023 the thresholds are \$205,000, \$210,000, \$215,000 & \$230,000 respectively.

Was there also an accumulation account for more than one day? Yes

WARNING - ACTUARIAL CERTIFICATE IS REQUIRED PRIOR TO LODGEMENT OF TAX RETURN. Otherwise pension exempt factor is zero

Client name	MIRRAWEEENA SUPER FUND	Fin Accounts Prepared by	TANIA CARTER
Client code	MIRRASF	Date prepared	17-Nov-2023
Year ended	30-Jun-2023	Reviewed by	
SRN/HIN	Ords X0061601724 Bell Direct X0112081178	Date reviewed	
Postcode	Ords 2001 Bell Direct 2120	Back to Cover	

Minimum pension for the financial year beginning	01-Jul-2022	
Days in financial year	365.00	
Name of members	Michael Moore	Jane Cowper
Account ID (please use M0000X format)	M00001	M00002
Member's date of birth	13-Jul-1955	02-Jun-1957
Age at beginning of financial year audited	66	65
Pension commencement date	01-Jul-2021	01-Jul-2021
Is this a transition to retirement pension?	No	No
Days in pension during financial year	365	365
Member's account balance at the end of the previous financial year or when pension is commenced	955,267.64	566,534.56
Account based percentage for previous financial year	2.5%	2.5%
Minimum pension amount	23,880.00	14,160.00
Maximum pension amount		
Pension taken for the financial year ending 30 Jun 2023	144,030.00	14,170.00

Client name	MIRRAWEEENA SUPER FUND	Fin Accounts Prepared by	TANIA CARTER
Client code	MIRRASF	Date prepared	17-Nov-2023
Year ended	30-Jun-2023	Reviewed by	
SRN/HIN	Ords X0061601724 Bell Direct X0112081178	Date reviewed	
Postcode	Ords 2001 Bell Direct 2120	Back to Cover	

Minimum pension for the next financial year beginning

01-Jul-2023

	Michael Moore	Jane Cowper
Name of members		
Account ID (please use M0000X format)	M00001	M00002
Age at beginning of next financial year	67	66
Is this a transition to retirement pension?	No	No
Member's account balance at the beginning of the financial year	903,867.06	608,569.16
Account based percentage for next financial year	5.0%	5.0%
Minimum pension amount	45,190.00	30,430.00
Maximum pension amount		

- 1.2 Has the minimum pension requirement been met and paid out correctly?
- 1.3 Was the pension paid consistent with prior years?
- 1.4 Is the pension reversionary?
- 1.5 Does the pension member have a Commonwealth Seniors Health Card?

Yes
Yes
Yes
No

- 1.6 Was TBAR Reporting update to date? Add Relevant tag in Class Super.

Yes

Creditors

- 2 & 3 Super fund does not have any creditors apart from tax liabilities (current and deferred) and/or accrued accounting/audit fees.

Borrowings

- 4 Reviewed records and reasonably confirm that there were no borrowings that would cause the

Mirraweena Super Fund
Pension Withdrawal Limits
For the Period 1 July 2022 to 30 June 2023

Mr Michael Moore
YTD Summaries

	Drawdowns to date	Rqd. for Minimum	Minimum	Rqd for Plan	Plan*	Remaining until Max	Maximum	Tax Free %
Pension Account 01.07.2019	133,060.00	OK!	12,920.00	OK!	12,920.00	-	-	1.52%
Pension Account 01.07.2021	10,970.00	OK!	10,970.00	OK!	10,970.00	-	-	82.60%
Totals								
Gross Drawdowns	144,030.00	0.00	23,890.00	0.00	23,890.00			
PAYG Tax	0.00	0.00	0.00	0.00	0.00			
Net Drawdowns	144,030.00	0.00	23,890.00	0.00	23,890.00			

Footnotes:

*The plan amount is the annual pension review amount or the minimum amount where no review amount is recorded.

**Mirraweena Super Fund
Pension Withdrawal Limits
For the Period 1 July 2022 to 30 June 2023**

Pension Payments

Pension Account 01.07.2019

Date	Gross Amount	PAYG	Net Amount	Description
01/07/2022	543.14	0.00	543.14	part of \$1,600.00 Ms Jane Helen Cowper and Mr Michael John Moore, 032-847, a/c 1444790
01/08/2022	543.14	0.00	543.14	part of \$1,600.00 Ms Jane Helen Cowper and Mr Michael John Moore, 032-847, a/c 1444790
19/08/2022	3,394.64	0.00	3,394.64	part of \$10,000.00 Mirraweena Pty Ltd ATF Mirraweena Super Fund, BSB 112-879, a/c 456774768 (Lump Sum)
01/09/2022	3,394.64	0.00	3,394.64	part of \$10,000.00 Mirraweena Pty Ltd ATF Mirraweena Super Fund, BSB 112-879, a/c 456774768 (Lump Sum)
15/09/2022	2,036.79	0.00	2,036.79	part of \$6,000.00 Mirraweena Pty Ltd ATF Mirraweena Super Fund, 112-879, a/c 456774768
17/10/2022	2,036.78	0.00	2,036.78	part of \$6,000.00 Mirraweena Pty Ltd ATF Mirraweena Super Fund, 112-879, a/c 456774768
15/11/2022	4,110.87	0.00	4,110.87	part of \$6,000.00 Mirraweena Pty Ltd ATF Mirraweena Super Fund, 112-879, a/c 456774768
15/12/2022	6,000.00	0.00	6,000.00	Mirraweena Pty Ltd ATF Mirraweena Super Fund, 112-879, a/c 456774768
16/01/2023	6,000.00	0.00	6,000.00	Mirraweena Pty Ltd ATF Mirraweena Super Fund, 112-879, a/c 456774768
15/02/2023	6,000.00	0.00	6,000.00	Mirraweena Pty Ltd ATF Mirraweena Super Fund, 112-879, a/c 456774768
15/03/2023	6,000.00	0.00	6,000.00	Mirraweena Pty Ltd ATF Mirraweena Super Fund, 112-879, a/c 456774768
13/04/2023	10,000.00	0.00	10,000.00	Mirraweena Pty Ltd ATF Mirraweena Super Fund; BSB 112-879; a/c 456774768
17/04/2023	6,000.00	0.00	6,000.00	Mirraweena Pty Ltd ATF Mirraweena Super Fund; 112-879; a/c 456774768
09/05/2023	10,000.00	0.00	10,000.00	Mirraweena Pty Ltd ATF Mirraweena Super Fund; BSB 112-879; a/c 456774768
15/05/2023	6,000.00	0.00	6,000.00	Mirraweena Pty Ltd ATF Mirraweena Super Fund; 112-879; a/c 456774768
18/05/2023	10,000.00	0.00	10,000.00	Mirraweena Pty Ltd ATF Mirraweena Super Fund; BSB 112-879; a/c 456774768
08/06/2023	30,000.00	0.00	30,000.00	Mirraweena Pty Ltd ATF Mirraweena Super Fund; BSB 112-879; a/c 456774768
15/06/2023	6,000.00	0.00	6,000.00	Mirraweena Pty Ltd ATF Mirraweena Super Fund; 112-879; a/c 456774768
26/06/2023	15,000.00	0.00	15,000.00	Mirraweena Pty Ltd ATF Mirraweena Super Fund; BSB 112-879; a/c 456774768
Totals:	133,060.00	0.00	133,060.00	

Pension Account 01.07.2021

Date	Gross Amount	PAYG	Net Amount	Description
01/07/2022	461.16	0.00	461.16	part of \$1,600.00 Ms Jane Helen Cowper and Mr Michael John Moore, 032-847, a/c 1444790
01/08/2022	461.16	0.00	461.16	part of \$1,600.00 Ms Jane Helen Cowper and Mr Michael John Moore, 032-847, a/c 1444790
19/08/2022	2,882.29	0.00	2,882.29	part of \$10,000.00 Mirraweena Pty Ltd ATF Mirraweena Super Fund, BSB 112-879, a/c 456774768 (Lump Sum)

**Mirraweena Super Fund
Pension Withdrawal Limits
For the Period 1 July 2022 to 30 June 2023**

01/09/2022	2,882.30	0.00	2,882.30	Sum) part of \$10,000.00 Mirraweena Pty Ltd ATF Mirraweena Super Fund, BSB 112-879, a/c 456774768 (Lump Sum)
15/09/2022	1,729.38	0.00	1,729.38	part of \$6,000.00 Mirraweena Pty Ltd ATF Mirraweena Super Fund, 112-879, a/c 456774768
17/10/2022	1,729.37	0.00	1,729.37	part of \$6,000.00 Mirraweena Pty Ltd ATF Mirraweena Super Fund, 112-879, a/c 456774768
15/11/2022	824.34	0.00	824.34	part of \$6,000.00 Mirraweena Pty Ltd ATF Mirraweena Super Fund, 112-879, a/c 456774768
Totals:	10,970.00	0.00	10,970.00	

**Mirraweena Super Fund
Pension Withdrawal Limits
For the Period 1 July 2022 to 30 June 2023**

**Ms Jane Cowper
YTD Summaries**

	Drawdowns to date	Rqd. for Minimum	Minimum	Rqd for Plan	Plan*	Remaining until Max	Maximum	Tax Free %
Pension Account 01.07.20	8,880.00	OK!	8,880.00	OK!	8,880.00	-	-	62.00%
Pension Account 01.07.2021	5,290.00	OK!	5,290.00	OK!	5,290.00	-	-	90.42%
Totals								
Gross Drawdowns	14,170.00	0.00	14,170.00	0.00	14,170.00			
PAYG Tax	0.00	0.00	0.00	0.00	0.00			
Net Drawdowns	14,170.00	0.00	14,170.00	0.00	14,170.00			

Footnotes:

*The plan amount is the annual pension review amount or the minimum amount where no review amount is recorded.

Pension Payments

Pension Account 01.07.20

Date	Gross Amount	PAYG	Net Amount	Description
01/07/2022	373.31	0.00	373.31	part of \$1,600.00 Ms Jane Helen Cowper and Mr Michael John Moore, 032-847, a/c 1444790
01/08/2022	373.31	0.00	373.31	part of \$1,600.00 Ms Jane Helen Cowper and Mr Michael John Moore, 032-847, a/c 1444790
19/08/2022	2,333.16	0.00	2,333.16	part of \$10,000.00 Mirraweena Pty Ltd ATF Mirraweena Super Fund, BSB 112-879, a/c 456774768 (Lump Sum)
01/09/2022	2,333.15	0.00	2,333.15	part of \$10,000.00 Mirraweena Pty Ltd ATF Mirraweena Super Fund, BSB 112-879, a/c 456774768 (Lump Sum)
15/09/2022	1,399.89	0.00	1,399.89	part of \$6,000.00 Mirraweena Pty Ltd ATF Mirraweena Super Fund, 112-879, a/c 456774768
17/10/2022	1,399.90	0.00	1,399.90	part of \$6,000.00 Mirraweena Pty Ltd ATF Mirraweena Super Fund, 112-879, a/c 456774768
15/11/2022	667.28	0.00	667.28	part of \$6,000.00 Mirraweena Pty Ltd ATF Mirraweena Super Fund, 112-879, a/c 456774768
Totals:	8,880.00	0.00	8,880.00	

Pension Account 01.07.2021

Date	Gross Amount	PAYG	Net Amount	Description
01/07/2022	222.39	0.00	222.39	part of \$1,600.00 Ms Jane Helen Cowper and Mr Michael John Moore, 032-847, a/c 1444790
01/08/2022	222.39	0.00	222.39	part of \$1,600.00 Ms Jane Helen Cowper and Mr Michael John Moore, 032-847, a/c 1444790
19/08/2022	1,389.91	0.00	1,389.91	part of \$10,000.00 Mirraweena Pty Ltd ATF Mirraweena Super Fund, BSB 112-879, a/c 456774768 (Lump Sum)
01/09/2022	1,389.91	0.00	1,389.91	part of \$10,000.00 Mirraweena Pty Ltd ATF Mirraweena Super Fund, BSB 112-879, a/c 456774768 (Lump Sum)
15/09/2022	833.94	0.00	833.94	part of \$6,000.00 Mirraweena Pty Ltd ATF Mirraweena Super Fund, 112-879, a/c 456774768
17/10/2022	833.95	0.00	833.95	part of \$6,000.00 Mirraweena Pty Ltd ATF Mirraweena Super Fund, 112-879, a/c 456774768
15/11/2022	397.51	0.00	397.51	part of \$6,000.00 Mirraweena Pty Ltd ATF Mirraweena Super Fund, 112-879, a/c 456774768
Totals:	5,290.00	0.00	5,290.00	

**Mirraweena Super Fund
Pension Withdrawal Limits
For the Period 1 July 2022 to 30 June 2023**



Client name	MIRRAWEEENA SUPER FUND	Fin Accounts Prepared by	TANIA CARTER
Client code	MIRRASF	Date prepared	17-Nov-2023
Year ended	30-Jun-2023	Reviewed by	
SRN/HIN	Ords X0061601724 Bell Direct X0112081178	Date reviewed	
Postcode	Ords 2001 Bell Direct 2120	Back to Cover	

1 Benefits (member's balances)

Reviewed member statements and agreed to financial report
Referred to attached Member Benefit Statements

Yes

2 Earnings

Reviewed member statements and confirmed that incomes and expenses have been recorded and allocated correctly to members accounts.

Yes

3 Reserves

All earnings were allocated to members accounts. Ensure reserves were permitted and recorded in the financial report in accordance with the trustees' policy.

N/A

4 Contributions

Confirmed all contributions received have been allocated to the correct members account. Otherwise must be rejected within 28 days after the end of the month in which it is received. Refer to Schedule N

Yes

5 External Superannuation Interests

Do the member(s) have superannuation interests outside of the SMSF?

Yes

Has this been entered into Class?

No

If No, enter into Class using the following steps: Select "Members" --> "Contribution Caps" --> "Edit" (bottom left corner) --> Under Total Superannuation Balance include it in the accumulation/retirement phase "External" box

6 Binding Death Benefit Nominations (BDBNs)

BDBNs have been reviewed and are still valid?
Ensure has been entered into Class Super

No

Note: Does the trust deed provide for non-lapsing BDBNs? All new and amended Trust Deeds from Patricia Holdings should have this, please check para 51.2.8 or relevant paragraph. Members without dependants should amend their deed immediately)

BDBNs can only be left to financial dependants Check trust deed in the event of death of member and there is no binding death nomination

Witnesses to the BDBNs should not be trustees or beneficiaries of the super fund i.e. independent

Tania Carter

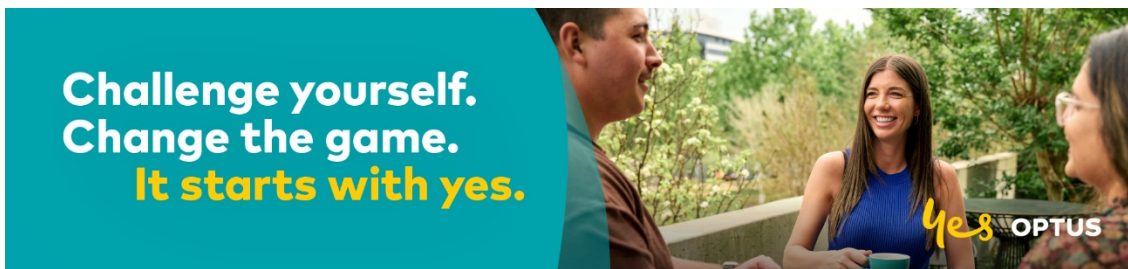
From: Emma Hancock <Emma.Hancock@optus.com.au>
Sent: Friday, 8 December 2023 3:04 PM
To: Tania Carter
Cc: James Fisher
Subject: RE: Mirraweena Super Fund 2023 - Employer Contributions

Hi Tania,

Confirming that these numbers are correct for me.

Thanks
Emma

Emma Hancock
Associate Director, Talent Acquisition
1 Lyonpark Road, Macquarie Park NSW 2113 Australia
0478 802 594
emma.hancock@optus.com.au



OPTUS

Follow us



Optus acknowledges the Traditional Owners and Custodians of the lands on which we live, work, and serve. We celebrate the oldest living culture and its unbroken history of storytelling and communication. We pay our respect to Elders – past, present, and future – and we strive together to embrace an optimistic outlook for our future in harmony, across all of Australia and for all of its people.

This email may be confidential. If you received it accidentally, please do not send it to anyone else, delete it and let the sender know straight away.

From: Tania Carter <tania@rabca.com.au>
Sent: Friday, 24 November 2023 11:40 AM
To: Emma Hancock <Emma.Hancock@optus.com.au>
Cc: James Fisher <james.fisher@wpca.sydney>
Subject: FW: Mirraweena Super Fund 2023 - Employer Contributions

[External email] Please be cautious when clicking on any links or attachments.

Hi Emma,

Following up on my email from Monday (below) I was wondering if you've had a chance to check your employer contributions for 2022-2023 as I am unable to verify them.

I have total contributions for you, as per the attached, of \$23,781.44.

I would appreciate it if you could please confirm that these are all your contributions.

Kind Regards,

Tania Carter
Superannuation and Tax Manager

My regular work days are Monday, Wednesday and Friday

ROACH & BRUCE CONSULTING PTY LTD
Chartered Accountants
Suite 7, Level 5
66 Hunter Street
SYDNEY NSW 2000 ([Google Map](#))
t: (02) 9232 8211 | e: accountant@rabca.com.au
w: www.roachandbruce.com.au

PLEASE NOTE

The information contained in this message and or attachments is intended only for the person to whom, or the entity to which, it is addressed. It may contain confidential and/or privileged material. If you are not the intended recipient we ask you to contact the sender and to delete/destroy this message as well as any attachments and/or copies. Use of the information contained in this message by anyone other than the intended recipient without express authority is prohibited. Any views expressed in this communication are those of the individual sender except where they are specifically stated to be the view of Roach & Bruce Consulting Pty Ltd.

Liability limited by a scheme approved under Professional Standards Legislation.

From: Tania Carter
Sent: Monday, 20 November 2023 11:15 AM
To: emma.hancock@optus.com.au
Subject: RE: Mirraweena Super Fund 2023 - Employer Contributions

Hi Emma,

We have finalised the super fund for 2023 but need confirmation that we have treated the employer super contributions correctly.

We have treated all the employer contributions received as yours, except for 5 small contributions from Ramsay Health, and have a total of \$23,781.44 for the year as per the attached list.

Normally we would be able to check the wages you received for 2023 on the ATO portal and work out the super on them, but as we can't, I would appreciate you confirming the contributions.

Thank you.

Kind Regards,

Tania Carter
Superannuation and Tax Manager

My regular work days are Monday, Wednesday and Friday

ROACH & BRUCE CONSULTING PTY LTD
Chartered Accountants
Suite 7, Level 5
66 Hunter Street
SYDNEY NSW 2000 ([Google Map](#))
t: (02) 9232 8211 | e: accountant@rabca.com.au

Mirraweena Super Fund
(ABN: 72 679 104 386)

Consolidated Member Benefit Totals

Period	Member Account Details
1 July 2022 - 30 June 2023	Residential Address: 178 Carbine Road Forest Reefs, NSW 2798
Member	Number: 1
Mr Michael John Moore	Date of Birth: 13 July 1955 Date Joined Fund: 16 November 2012 Eligible Service Date: 26 October 1985 Tax File Number Held: Yes

*Note: this report provides a consolidated view of the Member's interests in the SMSF
Refer to the Member Benefit Statements produced for each member account for further details*

Your Accounts

Withdrawal Benefit as at 1 Jul 2022	
Pension Account 01.07.2019	516,601.86
Pension Account 01.07.2021	438,665.78
Total as at 1 Jul 2022	955,267.64

Withdrawal Benefit as at 30 Jun 2023	
Pension Account 01.07.2019	432,651.84
Pension Account 01.07.2021	471,215.22
Total as at 30 Jun 2023	903,867.06

Your Tax Components

Tax Free	395,792.32
Taxable - Taxed	508,074.74
Taxable - Untaxed	-

Your Preservation Components

Preserved	-
Restricted Non Preserved	-
Unrestricted Non Preserved	903,867.06

Your Insurance Benefits

No insurance details have been recorded

Your Beneficiaries

Binding Beneficiary Nomination*

100% Jane Cowper (Spouse)

* Nomination in effect from **26 March 2019**

For Enquiries:

phone **0428688649** | email mirraweena@hotmail.com
mail **Mirraweena Super Fund, 178 Carbine Road, Forest Reefs NSW 2798**

Mirraweena Super Fund
(ABN: 72 679 104 386)

Member Benefit Statement

Period	Member Account Details
1 July 2022 - 30 June 2023	Residential Address: 178 Carbine Road Forest Reefs, NSW 2798
Member Number: 1	Date of Birth: 13 July 1955 Date Joined Fund: 16 November 2012 Eligible Service Date: 26 October 1985
Mr Michael John Moore	Tax File Number Held: Yes Account Start Date: 1 July 2019
Pension Account	
Pension Account 01.07.2019	

Your Account Summary	
Withdrawal Benefit as at 1 Jul 2022	516,601.86
<i><u>Increases to your account:</u></i>	
Share Of Net Fund Income	44,367.65
Tax on Net Fund Income	4,742.33
<u>Total Increases</u>	<u>49,109.98</u>
<i><u>Decreases to your account:</u></i>	
Pension Payments	133,060.00
<u>Total Decreases</u>	<u>133,060.00</u>
Withdrawal Benefit as at 30 Jun 2023	432,651.84

Your Tax Components		
Tax Free	1.5180 %	6,567.44
Taxable - Taxed		426,084.40
Taxable - Untaxed		-
Your Preservation Components		
Preserved		-
Restricted Non Preserved		-
Unrestricted Non Preserved		432,651.84
Your Insurance Benefits		
No insurance details have been recorded		
Your Beneficiaries		
Jane Cowper has been selected as the Reversionary Beneficiary for this Pension Account.		

Mirraweena Super Fund

(ABN: 72 679 104 386)

Member Benefit Statement

Period	Member Account Details
1 July 2022 - 30 June 2023	Residential Address: 178 Carbine Road Forest Reefs, NSW 2798
Member Number: 1	Date of Birth: 13 July 1955
Mr Michael John Moore	Date Joined Fund: 16 November 2012
Pension Account	Eligible Service Date: 26 October 1985
Pension Account 01.07.2021	Tax File Number Held: Yes
	Account Start Date: 1 July 2021

Your Account Summary	
Withdrawal Benefit as at 1 Jul 2022	438,665.78
<u>Increases to your account:</u>	
Share Of Net Fund Income	39,316.88
Tax on Net Fund Income	4,202.56
<u>Total Increases</u>	43,519.44
<u>Decreases to your account:</u>	
Pension Payments	10,970.00
<u>Total Decreases</u>	10,970.00
Withdrawal Benefit as at 30 Jun 2023	471,215.22

Your Tax Components		
Tax Free	82.6002 %	389,224.88
Taxable - Taxed		81,990.34
Taxable - Untaxed		-
Your Preservation Components		
Preserved		-
Restricted Non Preserved		-
Unrestricted Non Preserved		471,215.22
Your Insurance Benefits		
No insurance details have been recorded		
Your Beneficiaries		

Jane Cowper has been selected as the Reversionary Beneficiary for this Pension Account.

For Enquiries:

phone 0428688649 | email mirraweena@hotmail.com
mail Mirraweena Super Fund, 178 Carbine Road, Forest Reefs NSW 2798

Trustee

The Trustee of the Fund is as follows:

Mirraweena Pty Ltd

The directors of the Trustee company are:

Michael Moore,
Emma Hancock,
James Fisher and
Jane Cowper

Availability of Other Fund Information

Additional information regarding your membership is available on request. What your Fund can do is governed by the provisions of its Trust Deed, which is available for inspection. If you require further information or clarification of any aspect of your membership of the Fund, please contact your Fund's Administrator or Trustee.

Trustee Disclaimer

This statement has been prepared by the Trustee for the member whose name appears at the top of this statement. While every effort has been made by the Trustee to ensure the accuracy and completeness of this statement, the Trustee does not accept any liability for any errors, omissions or misprints.

Signed on behalf of the Trustee of the Fund

.....
Michael Moore
Director - Mirraweena Pty Ltd

.....
Emma Hancock
Director - Mirraweena Pty Ltd

.....
James Fisher
Director - Mirraweena Pty Ltd

.....
Jane Cowper
Director - Mirraweena Pty Ltd

Statement Date: 30 June 2023

For Enquiries:

phone **0428688649** | email mirraweena@hotmail.com
mail **Mirraweena Super Fund, 178 Carbine Road, Forest Reefs NSW 2798**

Mirraweena Super Fund
(ABN: 72 679 104 386)

Consolidated Member Benefit Totals

Period	Member Account Details
1 July 2022 - 30 June 2023	Residential Address: 178 Carbine Road Forest Reefs, NSW 2798
Member	Number: 2
Ms Jane Cowper	Date of Birth: 2 June 1957 Date Joined Fund: 16 November 2012 Eligible Service Date: 16 November 2012 Tax File Number Held: Yes

*Note: this report provides a consolidated view of the Member's interests in the SMSF
Refer to the Member Benefit Statements produced for each member account for further details*

Your Accounts

Withdrawal Benefit as at 1 Jul 2022	
Accumulation	-
Pension Account 01.07.20	355,035.72
Pension Account 01.07.2021	211,498.84
Total as at 1 Jul 2022	566,534.56

Withdrawal Benefit as at 30 Jun 2023	
Accumulation	639.12
Pension Account 01.07.20	381,378.04
Pension Account 01.07.2021	227,191.12
Total as at 30 Jun 2023	609,208.28

Your Tax Components

Tax Free	441,897.44
Taxable - Taxed	167,310.84
Taxable - Untaxed	-

Your Preservation Components

Preserved	-
Restricted Non Preserved	-
Unrestricted Non Preserved	609,208.28

Your Insurance Benefits

No insurance details have been recorded

Your Beneficiaries

Binding Beneficiary Nomination*

100% Michael Moore (Spouse)

* Nomination in effect from **26 March 2019**

For Enquiries:

phone **0428688649** | email mirraweena@hotmail.com
mail **Mirraweena Super Fund, 178 Carbine Road, Forest Reefs NSW 2798**

Mirraweena Super Fund
(ABN: 72 679 104 386)

Member Benefit Statement

Period	Member Account Details
1 July 2022 - 30 June 2023	Residential Address: 178 Carbine Road Forest Reefs, NSW 2798
Member Number: 2	Date of Birth: 2 June 1957
Ms Jane Cowper	Date Joined Fund: 16 November 2012
Accumulation Account	Eligible Service Date: 16 November 2012
Accumulation	Tax File Number Held: Yes
	Account Start Date: 16 November 2012

Your Account Summary	
Withdrawal Benefit as at 1 Jul 2022	-
<u>Increases to your account:</u>	
Employer Contributions	721.18
Share Of Net Fund Income	24.97
Tax on Net Fund Income	1.15
<u>Total Increases</u>	<u>747.30</u>
<u>Decreases to your account:</u>	
Contributions Tax	108.18
<u>Total Decreases</u>	<u>108.18</u>
Withdrawal Benefit as at 30 Jun 2023	<u><u>639.12</u></u>

Your Tax Components	
Tax Free	0.0000 % -
Taxable - Taxed	639.12
Taxable - Untaxed	-
Your Preservation Components	
Preserved	-
Restricted Non Preserved	-
Unrestricted Non Preserved	639.12
Your Insurance Benefits	
No insurance details have been recorded	
Your Beneficiaries	
Binding Beneficiary Nomination*	
100% Michael Moore (Spouse)	
* Nomination in effect from 26 March 2019	

For Enquiries:

phone 0428688649 | email mirraweena@hotmail.com
mail Mirraweena Super Fund, 178 Carbine Road, Forest Reefs NSW 2798

Mirraweena Super Fund

(ABN: 72 679 104 386)

Member Benefit Statement

Period	Member Account Details
1 July 2022 - 30 June 2023	Residential Address: 178 Carbine Road Forest Reefs, NSW 2798
Member Number: 2	Date of Birth: 2 June 1957
Ms Jane Cowper	Date Joined Fund: 16 November 2012
Pension Account	Eligible Service Date: 16 November 2012
Pension Account 01.07.20	Tax File Number Held: Yes
	Account Start Date: 1 July 2020

Your Account Summary	
Withdrawal Benefit as at 1 Jul 2022	355,035.72
<u>Increases to your account:</u>	
Share Of Net Fund Income	31,820.98
Tax on Net Fund Income	3,401.34
<u>Total Increases</u>	<u>35,222.32</u>
<u>Decreases to your account:</u>	
Pension Payments	8,880.00
<u>Total Decreases</u>	<u>8,880.00</u>
Withdrawal Benefit as at 30 Jun 2023	<u><u>381,378.04</u></u>

Your Tax Components		
Tax Free	62.0030 %	236,465.83
Taxable - Taxed		144,912.21
Taxable - Untaxed		-
Your Preservation Components		
Preserved		-
Restricted Non Preserved		-
Unrestricted Non Preserved		381,378.04
Your Insurance Benefits		
No insurance details have been recorded		
Your Beneficiaries		

Michael Moore has been selected as the Reversionary Beneficiary for this Pension Account.

For Enquiries:

phone 0428688649 | email mirraweena@hotmail.com
mail Mirraweena Super Fund, 178 Carbine Road, Forest Reefs NSW 2798

Mirraweena Super Fund

(ABN: 72 679 104 386)

Member Benefit Statement

Period	Member Account Details
1 July 2022 - 30 June 2023	Residential Address: 178 Carbine Road Forest Reefs, NSW 2798
Member Number: 2	Date of Birth: 2 June 1957
Ms Jane Cowper	Date Joined Fund: 16 November 2012
Pension Account	Eligible Service Date: 16 November 2012
Pension Account 01.07.2021	Tax File Number Held: Yes
	Account Start Date: 1 July 2021

Your Account Summary	
Withdrawal Benefit as at 1 Jul 2022	211,498.84
<u>Increases to your account:</u>	
Share Of Net Fund Income	18,956.07
Tax on Net Fund Income	2,026.21
<u>Total Increases</u>	20,982.28
<u>Decreases to your account:</u>	
Pension Payments	5,290.00
<u>Total Decreases</u>	5,290.00
Withdrawal Benefit as at 30 Jun 2023	227,191.12

Your Tax Components		
Tax Free	90.4224 %	205,431.61
Taxable - Taxed		21,759.51
Taxable - Untaxed		-
Your Preservation Components		
Preserved		-
Restricted Non Preserved		-
Unrestricted Non Preserved		227,191.12
Your Insurance Benefits		
No insurance details have been recorded		
Your Beneficiaries		
Michael Moore has been selected as the Reversionary Beneficiary for this Pension Account.		

For Enquiries:

phone 0428688649 | email mirraweena@hotmail.com
mail Mirraweena Super Fund, 178 Carbine Road, Forest Reefs NSW 2798

Trustee

The Trustee of the Fund is as follows:

Mirraweena Pty Ltd

The directors of the Trustee company are:

Michael Moore,
Emma Hancock,
James Fisher and
Jane Cowper

Availability of Other Fund Information

Additional information regarding your membership is available on request. What your Fund can do is governed by the provisions of its Trust Deed, which is available for inspection. If you require further information or clarification of any aspect of your membership of the Fund, please contact your Fund's Administrator or Trustee.

Trustee Disclaimer

This statement has been prepared by the Trustee for the member whose name appears at the top of this statement. While every effort has been made by the Trustee to ensure the accuracy and completeness of this statement, the Trustee does not accept any liability for any errors, omissions or misprints.

Signed on behalf of the Trustee of the Fund

.....
Michael Moore
Director - Mirraweena Pty Ltd

.....
Emma Hancock
Director - Mirraweena Pty Ltd

.....
James Fisher
Director - Mirraweena Pty Ltd

.....
Jane Cowper
Director - Mirraweena Pty Ltd

Statement Date: 30 June 2023

Mirraweena Super Fund
(ABN: 72 679 104 386)

Consolidated Member Benefit Totals

Period	Member Account Details
1 July 2022 - 30 June 2023	Residential Address: 45 Blackbutt Avenue Pennant Hills, NSW 2120
Member	Number: 3
Mr James William Cowper Fisher	Date of Birth: 16 March 1982 Date Joined Fund: 24 May 2016 Eligible Service Date: 26 November 2000 Tax File Number Held: Yes

*Note: this report provides a consolidated view of the Member's interests in the SMSF
Refer to the Member Benefit Statements produced for each member account for further details*

Your Accounts

Withdrawal Benefit as at 1 Jul 2022	
Accumulation	88,337.80
Total as at 1 Jul 2022	88,337.80

Withdrawal Benefit as at 30 Jun 2023	
Accumulation	178,710.05
Total as at 30 Jun 2023	178,710.05

Your Tax Components

Tax Free	441.21
Taxable - Taxed	178,268.84
Taxable - Untaxed	-

Your Preservation Components

Preserved	178,710.05
Restricted Non Preserved	-
Unrestricted Non Preserved	-

Your Insurance Benefits

No insurance details have been recorded

Your Beneficiaries

No beneficiary details have been recorded

For Enquiries:

phone 0428688649 | email mirraweena@hotmail.com
mail Mirraweena Super Fund, 178 Carbine Road, Forest Reefs NSW 2798

Mirraweena Super Fund

(ABN: 72 679 104 386)

Member Benefit Statement

Period	Member Account Details
1 July 2022 - 30 June 2023	Residential Address: 45 Blackbutt Avenue Pennant Hills, NSW 2120
Member Number: 3	Date of Birth: 16 March 1982
Mr James William Cowper Fisher	Date Joined Fund: 24 May 2016
Accumulation Account	Eligible Service Date: 26 November 2000
Accumulation	Tax File Number Held: Yes
	Account Start Date: 24 May 2016

Your Account Summary	
Withdrawal Benefit as at 1 Jul 2022	88,337.80
<u>Increases to your account:</u>	
Rollovers In	75,000.00
Share Of Net Fund Income	14,678.68
Tax on Net Fund Income	693.57
<u>Total Increases</u>	<u>90,372.25</u>
Withdrawal Benefit as at 30 Jun 2023	<u><u>178,710.05</u></u>

Your Tax Components		
Tax Free	0.2469 %	441.21
Taxable - Taxed		178,268.84
Taxable - Untaxed		-
Your Preservation Components		
Preserved		178,710.05
Restricted Non Preserved		-
Unrestricted Non Preserved		-
Your Insurance Benefits		
No insurance details have been recorded		
Your Beneficiaries		
No beneficiary details have been recorded		

For Enquiries:

phone 0428688649 | email mirraweena@hotmail.com
mail Mirraweena Super Fund, 178 Carbine Road, Forest Reefs NSW 2798

Trustee

The Trustee of the Fund is as follows:

Mirraweena Pty Ltd

The directors of the Trustee company are:

Michael Moore,
Emma Hancock,
James Fisher and
Jane Cowper

Availability of Other Fund Information

Additional information regarding your membership is available on request. What your Fund can do is governed by the provisions of its Trust Deed, which is available for inspection. If you require further information or clarification of any aspect of your membership of the Fund, please contact your Fund's Administrator or Trustee.

Trustee Disclaimer

This statement has been prepared by the Trustee for the member whose name appears at the top of this statement. While every effort has been made by the Trustee to ensure the accuracy and completeness of this statement, the Trustee does not accept any liability for any errors, omissions or misprints.

Signed on behalf of the Trustee of the Fund

.....
Michael Moore
Director - Mirraweena Pty Ltd

.....
Emma Hancock
Director - Mirraweena Pty Ltd

.....
James Fisher
Director - Mirraweena Pty Ltd

.....
Jane Cowper
Director - Mirraweena Pty Ltd

Statement Date: 30 June 2023

Mirraweena Super Fund
(ABN: 72 679 104 386)

Consolidated Member Benefit Totals

Period	Member Account Details
1 July 2022 - 30 June 2023	Residential Address: 45 Blackbutt Avenue Pennant Hills, NSW 2120
Member Number: 4	Date of Birth: 4 September 1982
Ms Emma Louise Hancock	Date Joined Fund: 24 May 2016
	Eligible Service Date: 1 January 2016
	Tax File Number Held: Yes

*Note: this report provides a consolidated view of the Member's interests in the SMSF
Refer to the Member Benefit Statements produced for each member account for further details*

Your Accounts

Withdrawal Benefit as at 1 Jul 2022	
Accumulation	77,778.68
Total as at 1 Jul 2022	77,778.68

Withdrawal Benefit as at 30 Jun 2023	
Accumulation	102,238.56
Total as at 30 Jun 2023	102,238.56

Your Tax Components

Tax Free	-
Taxable - Taxed	102,238.56
Taxable - Untaxed	-

Your Preservation Components

Preserved	102,238.56
Restricted Non Preserved	-
Unrestricted Non Preserved	-

Your Insurance Benefits

	Balance	Insurance	Total Benefit
On Death	102,238.56	1,736,437.00	1,838,675.56
On TPD	102,238.56	1,736,437.00	1,838,675.56
Salary Cont		5,787.00	

Your Beneficiaries

No beneficiary details have been recorded

For Enquiries:

phone **0428688649** | email mirraweena@hotmail.com
mail **Mirraweena Super Fund, 178 Carbine Road, Forest Reefs NSW 2798**

Mirraweena Super Fund
(ABN: 72 679 104 386)

Member Benefit Statement

Period	Member Account Details
1 July 2022 - 30 June 2023	Residential Address: 45 Blackbutt Avenue Pennant Hills, NSW 2120
Member	Number: 4
Ms Emma Louise Hancock	Date of Birth: 4 September 1982 Date Joined Fund: 24 May 2016 Eligible Service Date: 1 January 2016
Accumulation Account	Tax File Number Held: Yes
Accumulation	Account Start Date: 24 May 2016

Your Account Summary	
Withdrawal Benefit as at 1 Jul 2022	77,778.68
<i><u>Increases to your account:</u></i>	
Employer Contributions	23,781.44
Share Of Net Fund Income	8,037.60
Tax Effect Of Direct Member Expenses	736.18
Tax on Net Fund Income	379.75
<u>Total Increases</u>	32,934.97
<i><u>Decreases to your account:</u></i>	
Contributions Tax	3,567.22
Member Insurance Premiums	4,907.87
<u>Total Decreases</u>	8,475.09
Withdrawal Benefit as at 30 Jun 2023	102,238.56

Your Tax Components			
Tax Free	0.0000 %	-	
Taxable - Taxed		102,238.56	
Taxable - Untaxed		-	
Your Preservation Components			
Preserved		102,238.56	
Restricted Non Preserved		-	
Unrestricted Non Preserved		-	
Your Insurance Benefits			
	Balance	Insurance	Total Benefit
On Death	102,238.56	1,736,437.00	1,838,675.56
On TPD	102,238.56	1,736,437.00	1,838,675.56
Salary Cont		5,787.00	

Your Beneficiaries

No beneficiary details have been recorded

Trustee

The Trustee of the Fund is as follows:

Mirraweena Pty Ltd

The directors of the Trustee company are:

Michael Moore,
Emma Hancock,
James Fisher and
Jane Cowper

Availability of Other Fund Information

Additional information regarding your membership is available on request. What your Fund can do is governed by the provisions of its Trust Deed, which is available for inspection. If you require further information or clarification of any aspect of your membership of the Fund, please contact your Fund's Administrator or Trustee.

Trustee Disclaimer

This statement has been prepared by the Trustee for the member whose name appears at the top of this statement. While every effort has been made by the Trustee to ensure the accuracy and completeness of this statement, the Trustee does not accept any liability for any errors, omissions or misprints.

Signed on behalf of the Trustee of the Fund

.....
Michael Moore
Director - Mirraweena Pty Ltd

.....
Emma Hancock
Director - Mirraweena Pty Ltd

.....
James Fisher
Director - Mirraweena Pty Ltd

.....
Jane Cowper
Director - Mirraweena Pty Ltd

Statement Date: 30 June 2023

Mirraweena Super Fund

Members Summary Report - For the period 01/07/2022 to 30/06/2023

Member's Detail		Opening Balance	Increases				Decreases				Closing Balance	
			Contrib	Tran In	Profit	Ins Proc	Tax	Exp	Ins Prem	Tran Out		Ben Paid
Mr Michael Moore												
178 Carbine Road Forest Reefs NSW 2798												
Pension	Pension Account 01.07.2019	516,601.86	0.00	0.00	44,367.65	0.00	4,742.33	0.00	0.00	0.00	(133,060.00)	432,651.84
Pension	Pension Account 01.07.2021	438,665.78	0.00	0.00	39,316.88	0.00	4,202.56	0.00	0.00	0.00	(10,970.00)	471,215.22
		955,267.64	0.00	0.00	83,684.53	0.00	8,944.89	0.00	0.00	0.00	(144,030.00)	903,867.06
Ms Jane Cowper												
178 Carbine Road Forest Reefs NSW 2798												
Accumulation	Accumulation	0.00	721.18	0.00	24.97	0.00	(107.03)	0.00	0.00	0.00	0.00	639.12
Pension	Pension Account 01.07.20	355,035.72	0.00	0.00	31,820.98	0.00	3,401.34	0.00	0.00	0.00	(8,880.00)	381,378.04
Pension	Pension Account 01.07.2021	211,498.84	0.00	0.00	18,956.07	0.00	2,026.21	0.00	0.00	0.00	(5,290.00)	227,191.12
		566,534.56	721.18	0.00	50,802.02	0.00	5,320.52	0.00	0.00	0.00	(14,170.00)	609,208.28
Mr James Fisher												
45 Blackbutt Avenue Pennant Hills NSW 2120												
Accumulation	Accumulation	88,337.80	0.00	75,000.00	14,678.68	0.00	693.57	0.00	0.00	0.00	0.00	178,710.05
		88,337.80	0.00	75,000.00	14,678.68	0.00	693.57	0.00	0.00	0.00	0.00	178,710.05
Ms Emma Hancock												
45 Blackbutt Avenue Pennant Hills NSW 2120												
Accumulation	Accumulation	77,778.68	23,781.44	0.00	8,037.60	0.00	(2,451.29)	0.00	(4,907.87)	0.00	0.00	102,238.56
		77,778.68	23,781.44	0.00	8,037.60	0.00	(2,451.29)	0.00	(4,907.87)	0.00	0.00	102,238.56
		1,687,918.68	24,502.62	75,000.00	157,202.83	0.00	12,507.69	0.00	(4,907.87)	0.00	(158,200.00)	1,794,023.95

Client name	MIRRAWEEENA SUPER FUND	Fin Accounts Prepared by	TANIA CARTER
Client code	MIRRASF	Date prepared	17-Nov-2023
Year ended	30/06/2023	Reviewed by	WP not Complete
SRN/HIN	Ords X0061601724 Bell Direct X0112081178	Date reviewed	
Postcode	Ords 2001 Bell Direct 2120	Back to Cover	

1 Contributions

Did the Super Fund receive any contributions during the financial year?

For contributions received during the financial year, confirmed that contributions were received and allocated correctly to members' account and that where conditions of acceptance are not met, contributions have been rejected within allowed timeframe.

Where applicable, ensure s290-170 deduction notices are dated prior to commencement of pension (e.g. if there are deducted contributions made during the year and those contributions are rolled into a pension that same financial year, the contribution notices must be dated before the commencement date of the pension)

2 Analysis of Employer Contributions

Analytical review (10.5% of Wages and Salary or up to the annual maximum contribution base)

	Jane Cowper	Emma Hancock
Wages and Salary		
Super Guarantee Rate	10.50%	10.50%
Compulsory employer contribution	-	-
Contribution received by super fund	721.18	23,781.44
Maximum Contribution Base is (minimum required by employer)	25,292.40	25,292.40

Confirmed with the employer the total contributions received by the super fund is correct and have been allocated correctly to individual member's account.

3 Conditions of Acceptance

Member's date of birth

Member's age at the end of the financial year

Concessional Contribution (CC)

Does the member have super balance below \$500,000 in the financial year ending 30 Jun 2022

 Member's concessional contribution cap is
 Concessional contribution received in financial year ending 30 Jun 2019

 Member's concessional contribution cap is
 Concessional contribution received in financial year ending 30 Jun 2020

 Member's concessional contribution cap is
 Concessional contribution received in financial year ending 30 Jun 2021

 Member's concessional contribution cap is
 Concessional contribution received in financial year ending 30 Jun 2022

 Member's concessional contribution cap is
 Concessional contribution received in financial year ending 30 Jun 2023

Client name	MIRRAWEEENA SUPER FUND	Fin Accounts Prepared by	TANIA CARTER
Client code	MIRRASF	Date prepared	17-Nov-2023
Year ended	30/06/2023	Reviewed by	WP not Complete
SRN/HIN	Ords X0061601724 Bell Direct X0112081178	Date reviewed	
Postcode	Ords 2001 Bell Direct 2120		Back to Cover

Unused concessional cap carry forward contributions

Total unused available cap carried forward to the financial year ending 30 Jun 2024

Non-Concessional Contribution (NCC)

Member's non-concessional contribution cap is	110,000.00	110,000.00
Non-concessional contribution in the financial year ending 30 Jun 2023		
Non-concessional contribution in the financial year ending 30 Jun 2022		
Non-concessional contribution in the financial year ending 30 Jun 2021		
Total non-concessional contribution in the current FY and the prior 2 years	-	-
	-	-

Did the member bring forward contributions prior to 30 June 2023?

No	No
--------------------	--------------------

Yes

Have the members satisfy conditions of acceptance listed below

- Under 67** - all contributions can be accepted
- Age 67 - 75**
- Over 75**

Concessional Contributions Cap

FY2022 all ages \$27,500	27,500	27,500
--------------------------	--------	--------

Non-Concessional Contributions Cap

FY2022 \$110,000 (for aged under 74, work test no longer needed from 1 July 2022)	110,000	110,000
Bring Forward 3 years for 75 and under (FY2022 depending on total superannuation balance)	330,000	330,000
If the member turned 67 during the year, can only bring forward two years.		

Changes to Non-Concessional Contributions Cap from 1 July 2022

<u>Total superannuation balance</u> at 30 June of the previous financial year	Less than \$1.7m	Greater than or equal to \$1.7m
Non-concessional contributions cap	110,000	Nil

<u>Bring forward rules</u> Total superannuation balance on 30 June 2022	Max non-concessional contributions cap for the first year	Bring-forward period
Less than \$1.48m	330,000	3 years
\$1.48m to less than \$1.59m	220,000	2 years
\$1.59m to less than \$1.7m	110,000	No-bring-forward

Client name	MIRRAWEEENA SUPER FUND	Fin Accounts Prepared by	TANIA CARTER
Client code	MIRRASF	Date prepared	17-Nov-2023
Year ended	30/06/2023	Reviewed by	WP not Complete
SRN/HIN	Ords X0061601724 Bell Direct X0112081178	Date reviewed	
Postcode	Ords 2001 Bell Direct 2120		Back to Cover

\$1.7m	Nil	N/A
--------	-----	-----

4 Transfer In

Obtained a copy of the rollover statement
 Confirmed that where applicable all transfers/rollovers have been recorded correctly ensuring that benefits characteristics are maintained and there were no other issues in relation to any benefits transferred/rolled over during the year

5 Contributions Splitting

Was spouse splitting applicable during the year? **Confirm with AJB and clients**

N/A

Ensure the trust deed allows for contribution splitting
 Ensure spouse meet conditions for splitting, either:
 - less than their preservation age **or**
 - between preservation age and 65 years and not retired
 Ensure contributions splitting application is completed correctly prior to processing
 Check amounts are consistent with prior year and ensure benefit paid and rollover statements are attached to workpapers

6 Recontribution Strategy

Have you considered a re-contribution strategy for members of this fund?
 * Work-test requirement for members aged 67 or over for Non-concessional contributions
 * Members currently receiving transition to retirement pension - need to consider cost and benefits of this strategy
 * Tax-free and taxable components (less attractive if current tax-free component is already high)

Please Select

Summarise your decision below:

Rollover In received

Rollover In transaction has been received but it is not yet been matched the cash.

Please use the match transaction screen to verify the cash has been received and matched to the rollover.

If the cash has not been received within the reasonable time frame, cancel the rollover to notify the transferring fund that the rollover payment has not been received.

Rollover In

Status	Unmatched
Payment Reference Number	P0000000000306239
Created Date	15/07/2022 at 8:35 AM
Amount	\$75,000.00

Class (Receiving) Fund Details

Fund Name	Mirraweena Super Fund
ABN	72679104386
Member Name	James Fisher

Transferring Fund Details

Fund Name	AMG Super - Personal Division
Fund Type	APRA
Fund ABN	30099320583
Fund USI	PTC0133AU
Member Id	389249

Mirraweena Super Fund
Contribution Caps
For the Period From 1 July 2022 to 30 June 2023

Mr James Fisher

Date of Birth: 16 Mar 1982
Age: 41 (at 30/06/2023)
Status: Member may be eligible for the bring forward rule, certain conditions apply

Contributions Summary

Prior Year Contributions

Contributions for the previous 2 years are not confirmed	Non-Concessional
3-year cap in effect from previous years	Unknown
Total non-concessional contributions in previous 2 years	Unknown

Current Year Contributions	Note	Concessional	Non-Concessional
Caps	1	27,500.00	110,000.00
Cumulative Available Unused Cap	2	102,500.00	0.00
Contributions made (to this fund)	3	0.00	0.00
Contributions made (to other funds)		0.00	0.00
Contributions as allocated		0.00	0.00
Amount above caps	4	0.00	0.00
Available		<hr/> 130,000.00	110,000.00

Notes

- 1 . Non-concessional cap shown does NOT take prior year 'Bring Forward Rule' usage into account
- 2 . Member may be eligible to make catch-up concessional contributions
- 3 . Excludes any unmatched deposits
- 4 . Any excess concessional contributions are treated as non-concessional

Mirraweena Super Fund
Contribution Caps
For the Period From 1 July 2022 to 30 June 2023

Mr Michael Moore

Date of Birth: 13 Jul 1955

Age: 67 (at 30/06/2023)

Status: Member may be eligible for the bring forward rule, certain conditions apply

Contributions Summary

Prior Year Contributions

Contributions for the previous 2 years are not confirmed
3-year cap in effect from previous years
Total non-concessional contributions in previous 2 years

Non-Concessional

Unknown
Unknown

Current Year Contributions

Note

Concessional

Non-Concessional

Caps	1	27,500.00	110,000.00
Cumulative Available Unused Cap	2	0.00	0.00
Contributions made (to this fund)	3	0.00	0.00
Contributions made (to other funds)		0.00	0.00
Contributions as allocated		0.00	0.00
Amount above caps	4	0.00	0.00
Available		27,500.00	110,000.00

Notes

- 1 . Non-concessional cap shown does NOT take prior year 'Bring Forward Rule' usage into account
- 2 . Total Superannuation Balance was \$500,000 or more at 30 June 2022, member not eligible to make catch-up concessional contributions
- 3 . Excludes any unmatched deposits
- 4 . Any excess concessional contributions are treated as non-concessional

Mirraweena Super Fund
Contribution Caps
For the Period From 1 July 2022 to 30 June 2023

Ms Emma Hancock

Date of Birth: 04 Sep 1982
Age: 40 (at 30/06/2023)
Status: Member may be eligible for the bring forward rule, certain conditions apply

Contributions Summary

Prior Year Contributions		Non-Concessional	
Contributions for the previous 2 years are not confirmed			Unknown
3-year cap in effect from previous years			Unknown
Total non-concessional contributions in previous 2 years			Unknown
Current Year Contributions	Note	Concessional	Non-Concessional
Caps	1	27,500.00	110,000.00
Cumulative Available Unused Cap	2	84,617.21	0.00
Contributions made (to this fund)	3	23,781.44	0.00
Contributions made (to other funds)		0.00	0.00
Contributions as allocated		23,781.44	0.00
Amount above caps	4	0.00	0.00
Available		88,335.77	110,000.00

Notes

- 1 . Non-concessional cap shown does NOT take prior year 'Bring Forward Rule' usage into account
- 2 . Member may be eligible to make catch-up concessional contributions
- 3 . Excludes any unmatched deposits
- 4 . Any excess concessional contributions are treated as non-concessional

Contributions Breakdown

<u>Income Type</u>	<u>Contribution Type</u>	<u>Amount</u>
Concessional	Employer	23,781.44
	Personal	0.00
	Family and friends	0.00
	Foreign superannuation fund	0.00
	Transfers from reserve	0.00
	Contributions as allocated	23,781.44
NonConcessional	Personal	0.00
	Spouse	0.00
	Child	0.00
	Transfers from reserve	0.00
	Foreign superannuation fund	0.00
	Contributions as allocated	0.00
Other	CGT small business 15-year exemption	0.00
	CGT small business retirement exemption	0.00
	Government Co-Contributions	0.00
	Directed termination payment (taxed)	0.00
	Directed termination payment (untaxed)	0.00
	Personal injury election	0.00
	Downsizer Contribution	0.00
	COVID-19 Re-Contribution	0.00
	Total Other contributions	0.00

Transactions

Date	Contribution Type	Concessional	Non-Concessional	Other	Source
19/07/2022	Employer Mandated	819.58			smsfdataflow
26/07/2022	Employer Mandated	837.71			smsfdataflow
15/08/2022	Employer Mandated	837.71			smsfdataflow
31/08/2022	Employer Mandated	837.71			manual
13/09/2022	Employer Mandated	837.71			manual

Mirraweena Super Fund
Contribution Caps
For the Period From 1 July 2022 to 30 June 2023

Ms Emma Hancock

29/09/2022	Employer Mandated	929.85	manual
18/10/2022	Employer Mandated	854.46	manual
28/10/2022	Employer Mandated	854.46	manual
09/11/2022	Employer Mandated	854.46	manual
18/11/2022	Employer Mandated	854.46	manual
18/11/2022	Employer Mandated	1,034.11	manual
23/12/2022	Employer Mandated	1,750.04	manual
23/01/2023	Employer Mandated	1,750.04	manual
27/03/2023	Employer Mandated	1,750.04	manual
27/03/2023	Employer Mandated	2,823.02	manual
29/04/2023	Employer Mandated	1,750.04	smsfdataflow
22/05/2023	Employer Mandated	1,750.04	smsfdataflow
21/06/2023	Employer Mandated	2,656.00	smsfdataflow
Totals:		23,781.44	

Mirraweena Super Fund
Contribution Caps
For the Period From 1 July 2022 to 30 June 2023

Ms Jane Cowper

Date of Birth: 02 Jun 1957
Age: 66 (at 30/06/2023)
Status: Member may be eligible for the bring forward rule, certain conditions apply

Contributions Summary

Prior Year Contributions		Non-Concessional	
Contributions for the previous 2 years are not confirmed			Unknown
3-year cap in effect from previous years			Unknown
Total non-concessional contributions in previous 2 years			Unknown
Current Year Contributions	Note	Concessional	Non-Concessional
Caps	1	27,500.00	110,000.00
Cumulative Available Unused Cap	2	0.00	0.00
Contributions made (to this fund)	3	721.18	0.00
Contributions made (to other funds)		0.00	0.00
Contributions as allocated		721.18	0.00
Amount above caps	4	0.00	0.00
Available		26,778.82	110,000.00

Notes

- 1 . Non-concessional cap shown does NOT take prior year 'Bring Forward Rule' usage into account
- 2 . Total Superannuation Balance was \$500,000 or more at 30 June 2022, member not eligible to make catch-up concessional contributions
- 3 . Excludes any unmatched deposits
- 4 . Any excess concessional contributions are treated as non-concessional

Contributions Breakdown

<u>Income Type</u>	<u>Contribution Type</u>	<u>Amount</u>
Concessional	Employer	721.18
	Personal	0.00
	Family and friends	0.00
	Foreign superannuation fund	0.00
	Transfers from reserve	0.00
	Contributions as allocated	721.18
NonConcessional	Personal	0.00
	Spouse	0.00
	Child	0.00
	Transfers from reserve	0.00
	Foreign superannuation fund	0.00
	Contributions as allocated	0.00
Other	CGT small business 15-year exemption	0.00
	CGT small business retirement exemption	0.00
	Government Co-Contributions	0.00
	Directed termination payment (taxed)	0.00
	Directed termination payment (untaxed)	0.00
	Personal injury election	0.00
	Downsizer Contribution	0.00
	COVID-19 Re-Contribution	0.00
	Total Other contributions	0.00

Transactions

Date	Contribution Type	Concessional	Non-Concessional	Other	Source
16/12/2022	Employer Mandated	203.60			smsfdataflow
19/01/2023	Employer Mandated	190.29			smsfdataflow
16/03/2023	Employer Mandated	159.84			smsfdataflow
18/04/2023	Employer Mandated	125.59			smsfdataflow

Mirraweena Super Fund
Contribution Caps
For the Period From 1 July 2022 to 30 June 2023

Ms Jane Cowper

16/05/2023	Employer Mandated	41.86	smsfdataflow
Totals:		721.18	



CHARTERED ACCOUNTANTS
AUSTRALIA NEW ZEALAND

SMSF AUDIT WORKPAPERS - Revenues

R

Client name	MIRRAWEEENA SUPER FUND	Fin Accounts Prepared by	TANIA CARTER
Client code	MIRRASF	Date prepared	17-Nov-2023
Year ended	30-Jun-2023	Reviewed by	
SRN/HIN	Ords X0061601724 Bell Direct X0112081178	Date reviewed	
Postcode	Ords 2001 Bell Direct 2120	Back to Cover	

Objective To ensure revenues are correctly recorded and exist

Procedure Randomly sampled items of revenue and checked with source documents, GL and bank statements

Date	Type	Company	Amount	Bank Statement
15/12/2022	DIV	ANZ	1,240.24	1,240.24
22/09/2022	DIV	BHP	4,986.29	4,986.29
29/09/2022	DIV	CBA	2,190.30	2,190.30
4/07/2022	DIV	MACQ	2,698.50	2,698.50
14/12/2022	DIV	NAB	1,017.12	1,017.12
22/09/2022	DIV	RIO	4,316.63	4,316.63
22/06/2023	DIV	WBC	608.35	608.35
24/04/2023	DIV	WAM GLOBAL	993.03	993.03
30/06/2023	DIST	BETASHARES US DOLLAR ETF	2,091.99	2,091.99
28/02/2023	DIST	CHARTER HALL	798.17	798.17
8/02/2023	DIST	METRICS INCOME TRUST (MXT)	1,064.74	1,064.74
30/06/2023	DIST	TRANSURBAN	811.30	811.30

*Attach sampled source documents

Total Value of Sample	22,816.66
Total Revenue (Excl Realised & Unrealised CG + Contributions)	75,437.51
Percentage of Sample	30.25%

- 1 Correct measurement and recording of unrealised gains on changes in the net market value in accordance with AAS25.

Unrecorded revenues eg trust distributions - checked distribution statements for unrecorded income
Checked dividends declared with dividends received. Agreed to external confirmations.
Ensure that earnings were allocated using member weighted balances.

- 2 Confirmed that income is net of tax when appropriate.
- 3 Confirmed that income was earned on an arm's length basis.

Mirraweena Super Fund
Investment Income Comparison Report
For the period 1 July 2022 to 30 June 2023

Payment Date	Income Type	Ledger Data		Diff *	Announcement Data					
		Total Income	Tax Credits+		Quantity	Held < 45 Days	Amount Per Unit	Total Income	Tax Credits+	
Cash At Bank										
BELLDIRECT: Bell Direct Cash Account										
30/06/2023	Interest	71.09	0.00							
		<u>71.09</u>	<u>0.00</u>							
IBAUD1: Interactive Brokers Cash Acct - AUD J&E										
30/06/2023	Interest	20.05	0.00							
		<u>20.05</u>	<u>0.00</u>							
MBL.BACCT1: Macquarie Bank CMA 964055388 J&E										
29/07/2022	Interest	33.15	0.00							
31/08/2022	Interest	29.76	0.00							
30/09/2022	Interest	40.64	0.00							
31/10/2022	Interest	56.66	0.00							
30/11/2022	Interest	67.45	0.00							
30/12/2022	Interest	80.60	0.00							
31/01/2023	Interest	94.98	0.00							
31/03/2023	Interest	58.83	0.00							
28/04/2023	Interest	17.47	0.00							
31/05/2023	Interest	21.44	0.00							
30/06/2023	Interest	20.44	0.00							
		<u>521.42</u>	<u>0.00</u>							
ORDS CMT: Ord Minnett - CMT Account										
30/09/2022	Interest	46.24	0.00							
31/12/2022	Interest	148.17	0.00							
31/03/2023	Interest	61.48	0.00							
30/06/2023	Interest	504.33	0.00							
		<u>760.22</u>	<u>0.00</u>							
Total		1,372.78	0.00							
Foreign Cash At Bank										
IBUSD1: Interactive Brokers Cash Acct - USD J&E										
01/07/2022	Interest	691.07	0.00							
15/02/2023	Foreign Income	878.96	130.38							
		<u>1,570.03</u>	<u>130.38</u>							
Total		1,570.03	130.38							
Other Fixed Interest Securities										
QUBHA: Qube Holdings Limited - Hybrid 3-Bbsw+3.90% 05-10-23 Sub Cum (ASX:QUBHA)										
05/07/2022	Interest	309.54	0.00		300	0	1.0318	309.54	0.00	
05/10/2022	Interest	435.84	0.00		300	0	1.4528	435.84	0.00	
05/01/2023	Interest	510.09	0.00		300	0	1.7003	510.09	0.00	
05/04/2023	Interest	531.60	0.00		300	0	1.7720	531.60	0.00	
		<u>1,787.07</u>	<u>0.00</u>					<u>1,787.07</u>	<u>0.00</u>	
Total		1,787.07	0.00					1,787.07	0.00	
Shares in Listed Companies										
ANZ: Australia And New Zealand Banking Group Limited (ASX:ANZ)										
01/07/2022	Dividend	1,131.12	484.77		1,571	0	0.7200	1,131.12	484.77	
15/12/2022	Dividend	1,240.24	531.53		1,676	0	0.7400	1,240.24	531.53	
		<u>2,371.36</u>	<u>1,016.30</u>					<u>2,371.36</u>	<u>1,016.30</u>	
BHP: BHP Group Limited (ASX:BHP)										
22/09/2022	Dividend	4,986.29	2,136.98		1,954	0	2.5518	4,986.29	2,136.98	

+Note: Tax Credits refer to franking credits for domestic income and foreign tax credits where the income is foreign in nature .

Mirraweena Super Fund
Investment Income Comparison Report
For the period 1 July 2022 to 30 June 2023

Payment Date	Income Type	Ledger Data			Diff *	Announcement Data				
		Total Income	Tax Credits+			Quantity	Held < 45 Days	Amount Per Unit	Total Income	Tax Credits+
30/03/2023	Dividend	2,664.55	1,141.95		*	1,954	0	1.3636	2,664.54	1,141.95
		7,650.84	3,278.93						7,650.83	3,278.93
BOQPG: Bank Of Queensland Limited. - Cap Note 3-Bbsw+3.40% Perp Non-Cum Red T-12-28 (ASX:BOQPG)										
15/03/2023	Dividend	373.20	159.94			250	0	1.4928	373.20	159.94
15/06/2023	Dividend	311.35	133.44			250	0	1.2454	311.35	133.44
		684.55	293.38						684.55	293.38
BRG: Breville Group Limited (ASX:BRG)										
06/10/2022	Dividend	263.25	112.82			1,755	0	0.1500	263.25	112.82
27/03/2023	Dividend	263.25	112.82			1,755	0	0.1500	263.25	112.82
		526.50	225.64						526.50	225.64
CBA: Commonwealth Bank Of Australia. (ASX:CBA)										
29/09/2022	Dividend	2,190.30	938.70			1,043	0	2.1000	2,190.30	938.70
30/03/2023	Dividend	2,400.30	1,028.70			1,143	0	2.1000	2,400.30	1,028.70
		4,590.60	1,967.40						4,590.60	1,967.40
CSL: CSL Limited (ASX:CSL)										
05/10/2022	Dividend	344.63	14.77			196	0	1.7583	344.63	14.77
05/04/2023	Dividend	317.81	0.00			196	0	1.6215	317.81	0.00
		662.44	14.77						662.44	14.77
MBLPD: Macquarie Bank Limited - Cap Note 3-Bbsw+2.90% Perp Non-Cum Red T-09-28 (ASX:MBLPD)										
22/08/2022	Distribution	222.45	0.00		*	250	0	0.8898	222.45	38.13
21/11/2022	Distribution	291.87	0.00		*	250	0	1.1675	291.88	50.04
17/02/2023	Distribution	316.70	0.00		*	250	0	1.2668	316.70	54.29
22/05/2023	Distribution	351.40	0.00		*	250	0	1.4056	351.40	60.24
		1,182.42	0.00						1,182.43	202.70
MQG: Macquarie Group Limited (ASX:MQG)										
04/07/2022	Dividend	2,698.50	462.60			771	0	3.5000	2,698.50	462.60
13/12/2022	Dividend	2,313.00	396.51			771	0	3.0000	2,313.00	396.51
		5,011.50	859.11						5,011.50	859.11
NAB: National Australia Bank Limited (ASX:NAB)										
05/07/2022	Dividend	951.92	407.97			1,304	0	0.7300	951.92	407.97
14/12/2022	Dividend	1,017.12	435.91			1,304	0	0.7800	1,017.12	435.91
		1,969.04	843.88						1,969.04	843.88
NABPE: National Australia Bank Limited - Cap Note 3-Bbsw+2.20% 20-09-28 Cum Red T-09-23 (ASX:NABPE)										
20/09/2022	Distribution	502.55	0.00		*					
20/09/2022	Interest	0.00	0.00		*	494	0	1.0173	502.55	0.00
09/12/2022	Distribution	371.85	0.00			294	0	1.2648	371.85	0.00
09/03/2023	Distribution	391.99	0.00			294	0	1.3333	391.99	0.00
08/06/2023	Distribution	436.35	0.00			294	0	1.4842	436.35	0.00
		1,702.74	0.00						1,702.74	0.00
NABPF: National Australia Bank Limited - Cap Note 3-Bbsw+4.00% Perp Non-Cum Red T-06-26 (ASX:NABPF)										
19/09/2022	Dividend	522.70	224.01			500	0	1.0454	522.70	224.01
19/12/2022	Dividend	596.95	255.84			500	0	1.1939	596.95	255.84
17/03/2023	Dividend	607.70	260.44			500	0	1.2154	607.70	260.44
19/06/2023	Dividend	692.75	296.89			500	0	1.3855	692.75	296.89
		2,420.10	1,037.18						2,420.10	1,037.18
RIO: Rio Tinto Limited (ASX:RIO)										
22/09/2022	Dividend	4,316.63	1,849.98		*	1,125	0	3.8370	4,316.62	1,849.98
20/04/2023	Dividend	3,673.01	1,574.15			1,125	0	3.2649	3,673.01	1,574.15
		7,989.64	3,424.13						7,989.63	3,424.13

+Note: Tax Credits refer to franking credits for domestic income and foreign tax credits where the income is foreign in nature .

Mirraweena Super Fund
Investment Income Comparison Report
For the period 1 July 2022 to 30 June 2023

Payment Date	Income Type	Ledger Data		Diff *	Announcement Data					
		Total Income	Tax Credits+		Quantity	Held < 45 Days	Amount Per Unit	Total Income	Tax Credits+	
SHL: Sonic Healthcare Limited (ASX:SHL)										
21/09/2022	Dividend	591.00	253.29		985	0	0.6000	591.00	253.29	
22/03/2023	Dividend	413.70	177.30		985	0	0.4200	413.70	177.30	
		1,004.70	430.59					1,004.70	430.59	
TPG: TPG Telecom Limited. (ASX:TPG)										
12/10/2022	Dividend	153.45	65.76		1,705	0	0.0900	153.45	65.76	
13/04/2023	Dividend	153.45	65.76		1,705	0	0.0900	153.45	65.76	
		306.90	131.52					306.90	131.52	
TPG1: TPG Telecom Limited. (ASX:TPG)										
12/10/2022	Dividend	11.61	4.98	*	0	0	0.0900	0.00	0.00	
		11.61	4.98					0.00	0.00	
WBCPH: Westpac Banking Corporation - Cap Note 3-Bbsw+3.20% Perp Non-Cum Red T-09-25 (ASX:WBCPH)										
23/09/2022	Dividend	435.80	186.77		500	0	0.8716	435.80	186.77	
22/12/2022	Dividend	532.70	228.30		500	0	1.0654	532.70	228.30	
22/03/2023	Dividend	554.20	237.51		500	0	1.1084	554.20	237.51	
22/06/2023	Dividend	608.35	260.72		500	0	1.2167	608.35	260.72	
		2,131.05	913.30					2,131.05	913.30	
WDS: Woodside Energy Group Ltd (ASX:WDS)										
06/10/2022	Dividend	564.63	241.98		353	0	1.5995	564.63	241.98	
05/04/2023	Dividend	760.50	325.93		353	0	2.1544	760.50	325.93	
		1,325.13	567.91					1,325.13	567.91	
WES: Wesfarmers Limited (ASX:WES)										
28/03/2023	Dividend	176.00	75.43		200	0	0.8800	176.00	75.43	
		176.00	75.43					176.00	75.43	
WGB: Wam Global Limited (ASX:WGB)										
25/10/2022	Dividend	921.25	394.82		16,750	0	0.0550	921.25	394.82	
24/04/2023	Dividend	993.03	425.58	*	17,270	0	0.0575	993.02	425.58	
		1,914.28	820.40					1,914.27	820.40	
WOW: Woolworths Group Limited (ASX:WOW)										
27/09/2022	Dividend	448.38	192.16		846	0	0.5300	448.38	192.16	
13/04/2023	Dividend	389.16	166.78		846	0	0.4600	389.16	166.78	
		837.54	358.94					837.54	358.94	
Total		44,468.94	16,263.79					44,457.31	16,461.51	
Shares in Listed Companies - Foreign										
AMGN.NASDAQ: Amgen Inc (NASDAQ:AMGN)										
08/06/2023	Foreign Income	0.00	0.00	*	50	0	3.1972	159.86	23.98	
		0.00	0.00					159.86	23.98	
BEP.NYSE: Brookfield Renewable Partners LP (NYSE:BEP)										
30/12/2022	Foreign Income	0.00	0.00	*	100	0	0.4723	47.23	7.08	
31/03/2023	Foreign Income	0.00	0.00	*	100	0	0.5028	50.28	7.54	
30/06/2023	Foreign Income	0.00	0.00	*	100	0	0.5091	50.90	7.64	
		0.00	0.00					148.41	22.26	
C.NYSE: Citigroup Inc (NYSE:C)										
24/02/2023	Foreign Income	0.00	0.00	*	200	0	0.7485	149.69	22.45	
26/05/2023	Foreign Income	0.00	0.00	*	200	0	0.7828	156.56	23.48	
		0.00	0.00					306.25	45.94	
MSFT.NASDAQ: Microsoft Corp (NASDAQ:MSFT)										
08/12/2022	Foreign Income	0.00	0.00	*	30	0	1.0125	30.38	4.56	

+Note: Tax Credits refer to franking credits for domestic income and foreign tax credits where the income is foreign in nature .

Mirraweena Super Fund
Investment Income Comparison Report
For the period 1 July 2022 to 30 June 2023

Payment Date	Income Type	Ledger Data			Announcement Data					
		Total Income	Tax Credits+	Diff *	Quantity	Held < 45 Days	Amount Per Unit	Total Income	Tax Credits+	
09/03/2023	Foreign Income	0.00	0.00	*	30	0	1.0287	30.86	4.63	
08/06/2023	Foreign Income	0.00	0.00	*	30	0	1.0207	30.62	4.59	
		0.00	0.00					91.86	13.78	
NEE.NYSE: NextEra Energy Inc (NYSE:NEE)										
15/03/2023	Foreign Income	0.00	0.00	*	150	0	0.6986	104.79	15.72	
15/06/2023	Foreign Income	0.00	0.00	*	150	0	0.6854	102.81	15.42	
		0.00	0.00					207.60	31.14	
Total		0.00	0.00					913.98	137.10	

Stapled Securities

CHC: Charter Hall Group - Stapled Securities Us Prohibited (ASX:CHC)

31/08/2022	Dividend	352.36	151.01		3,830	0	0.0920	352.36	151.01
29/12/2022	Distribution	798.17	0.00	*	3,830	0	0.2084	798.17	153.97
		1,150.53	151.01					1,150.53	304.98

CLW: Charter Hall Long Wale REIT - Fully Paid Units Stapled Securities (ASX:CLW)

29/09/2022	Distribution	816.90	0.00		11,670	0	0.0700	816.90	0.00
29/12/2022	Distribution	816.90	0.00		11,670	0	0.0700	816.90	0.00
30/03/2023	Distribution	816.90	0.00		11,670	0	0.0700	816.90	0.00
29/06/2023	Distribution	816.90	0.00		11,670	0	0.0700	816.90	0.00
		3,267.60	0.00					3,267.60	0.00

TCL: Transurban Group - Fully Paid Ordinary/Units Stapled Securities (ASX:TCL)

23/08/2022	Dividend	53.20	22.80		2,660	0	0.0200	53.20	22.80
29/12/2022	Distribution	704.90	0.00		2,660	0	0.2650	704.90	0.00
29/06/2023	Distribution	811.30	0.00	*	2,660	0	0.3050	811.30	1.37
		1,569.40	22.80					1,569.40	24.17
Total		5,987.53	173.81					5,987.53	329.15

Units In Listed Unit Trusts

MGOC: Magellan Global Fund (Open Class) (Managed Fund) - Magellan Global Fund (Open Class) (Managed Fund) (ASX:MGOC)

03/01/2023	Distribution	464.87	0.00	*	9,115	0	0.0510	464.86	0.00
30/06/2023	Distribution	465.78	0.00		9,115	0	0.0511	465.78	0.00
		930.65	0.00					930.64	0.00

MHHT: Magellan High Conviction Trust (Managed Fund) - Magellan High Conviction Trust (Managed Fund) (ASX:MHHT)

03/01/2023	Distribution	442.62	0.00		18,140	0	0.0244	442.62	0.00
30/06/2023	Distribution	424.48	0.00		18,140	0	0.0234	424.48	0.00
		867.10	0.00					867.10	0.00

MOT: Mcp Income Opportunities Trust - Ordinary Units Fully Paid (ASX:MOT)

29/07/2022	Distribution	350.35	0.00		35,750	0	0.0098	350.35	0.00
31/08/2022	Distribution	457.60	0.00		35,750	0	0.0128	457.60	0.00
03/10/2022	Distribution	446.88	0.00		35,750	0	0.0125	446.88	0.00
31/10/2022	Distribution	504.08	0.00		35,750	0	0.0141	504.08	0.00
30/11/2022	Distribution	471.90	0.00		35,750	0	0.0132	471.90	0.00
30/12/2022	Distribution	561.28	0.00		35,750	0	0.0157	561.28	0.00
31/01/2023	Distribution	579.15	0.00		35,750	0	0.0162	579.15	0.00
28/02/2023	Distribution	496.93	0.00	*	35,750	0	0.0139	496.92	0.00
31/03/2023	Distribution	461.78	0.00	*	35,750	0	0.0150	536.25	0.00
28/04/2023	Distribution	418.68	0.00		30,785	0	0.0136	418.68	0.00
31/05/2023	Distribution	498.72	0.00		30,785	0	0.0162	498.72	0.00
		5,247.35	0.00					5,321.81	0.00

MXT: Mcp Master Income Trust - Ordinary Units Fully Paid (ASX:MXT)

+Note: Tax Credits refer to franking credits for domestic income and foreign tax credits where the income is foreign in nature .

Mirraweena Super Fund
Investment Income Comparison Report
For the period 1 July 2022 to 30 June 2023

Payment Date	Income Type	Ledger Data			Announcement Data				
		Total Income	Tax Credits+	Diff *	Quantity	Held < 45 Days	Amount Per Unit	Total Income	Tax Credits+
29/07/2022	Distribution	643.28	0.00		73,940	0	0.0087	643.28	0.00
31/08/2022	Distribution	820.73	0.00		73,940	0	0.0111	820.73	0.00
03/10/2022	Distribution	776.37	0.00		73,940	0	0.0105	776.37	0.00
31/10/2022	Distribution	931.64	0.00		73,940	0	0.0126	931.64	0.00
30/11/2022	Distribution	946.43	0.00		73,940	0	0.0128	946.43	0.00
30/12/2022	Distribution	998.19	0.00		73,940	0	0.0135	998.19	0.00
31/01/2023	Distribution	1,064.74	0.00		73,940	0	0.0144	1,064.74	0.00
28/02/2023	Distribution	953.83	0.00		73,940	0	0.0129	953.83	0.00
31/03/2023	Distribution	990.65	0.00	*	73,940	0	0.0144	1,064.74	0.00
28/04/2023	Distribution	963.13	0.00		68,795	0	0.0140	963.13	0.00
31/05/2023	Distribution	1,025.05	0.00		68,795	0	0.0149	1,025.05	0.00
30/06/2023	Distribution	758.92	0.00		50,595	0	0.0150	758.92	0.00
		<u>10,872.96</u>	<u>0.00</u>					<u>10,947.05</u>	<u>0.00</u>
TECH: ETFS Morningstar Global Technology ETF - ETFS Morningstar Global Technology ETF (ASX:TECH)									
30/06/2023	Distribution	160.02	0.00	*	350	0	0.4572	160.02	2.58
		<u>160.02</u>	<u>0.00</u>					<u>160.02</u>	<u>2.58</u>
USD: Betashares U.S. Dollar ETF - Exchange Traded Fund Units Fully Paid (ASX:USD)									
30/06/2023	Distribution	2,091.99	0.00		4,305	0	0.4859	2,091.99	0.00
		<u>2,091.99</u>	<u>0.00</u>					<u>2,091.99</u>	<u>0.00</u>
Total		20,170.07	0.00					20,318.61	2.58

+Note: Tax Credits refer to franking credits for domestic income and foreign tax credits where the income is foreign in nature .

ORD MINNETT

INVESTMENT INCOME RECEIVED

From 1 July 2022 Through 30 June 2023

Mirraweena Pty Ltd

<Mirraweena Super Fund A/C>

Security Name	Units	Payable Date	Unfranked Dividend	Franked Dividends	Interest	All Other ¹ Income	Total Income	Tax ² Withheld	Income Received	Imputation Credit
ANZ - ANZ GROUP HOLDINGS	1,571	01-Jul-22		1,131.12			1,131.12		1,131.12	484.77
MQG - MACQUARIE GROUP LTD	771	04-Jul-22	1,619.10	1,079.40			2,698.50		2,698.50	462.60
NAB - NATIONAL AUST. BANK	1,304	05-Jul-22		951.92			951.92		951.92	407.97
QUBHA - HYBRID 3-BBSW+3.90% 05-10-23 SUB CUM	300	05-Jul-22			309.54		309.54		309.54	
MOT - METRICS INCOME	35,750	08-Jul-22		19.90	280.04	118.33	418.27		418.27	10.53
* MXT - METRICS MASTER	73,940	08-Jul-22			438.18	227.28	665.46		665.46	
TECH - GBLXGLOBALTECH	350	15-Jul-22	0.84			1,241.58	1,242.42		1,242.42	7.46
ASIA - BETA ASIATECH TIGERS	2,665	18-Jul-22				212.04	212.04		212.04	
MGOC - MAGELLANGLOOPENCLASS	9,115	21-Jul-22				464.87	464.87		464.87	
MHHT - MAG HIGH CONVTN TRST	18,140	21-Jul-22				446.24	446.24		446.24	
MOT - METRICS INCOME	35,750	08-Aug-22			277.24	73.11	350.35		350.35	
MXT - METRICS MASTER	73,940	08-Aug-22			492.59	150.69	643.28		643.28	
CLW - CHARTER HALL LONG WALE REIT	11,670	12-Aug-22				890.42	890.42		890.42	
TCL - TRANSURBAN GROUP	2,660	23-Aug-22		53.20			53.20		53.20	22.80
TCL - TRANSURBAN GROUP	2,660	23-Aug-22		4.53	88.60	545.28	638.41		638.41	1.94
CHC - CHARTER HALL GROUP	3,830	31-Aug-22		352.36			352.36		352.36	151.01
CHC - CHARTER HALL GROUP	3,830	31-Aug-22				431.64	431.64		431.64	
MBLPD - CAP NOTE 3-BBSW+2.90% PERP NON-CUM RED T-09-28	250	07-Sep-22	133.47	88.98			222.45		222.45	38.13
MOT - METRICS INCOME	35,750	08-Sep-22			362.11	95.49	457.60		457.60	
MXT - METRICS MASTER	73,940	08-Sep-22			628.47	192.26	820.73		820.73	

Adviser Name: Andrew Murray

Location: SYDNEY

Phone No: (02) 8216 6462

Account No: 1637970

Ord Minnett Limited AFS Licence 237121 ABN 86 002 733 048 A Market Participant of the Australian Stock Exchange Limited

While Ord Minnett believes that the information contained herein is reliable, no warranty is given as to its accuracy or the accuracy of information or material from other sources and persons who rely on it do so at their own risk. Accordingly you should satisfy yourself as to the correctness or otherwise of the statements contained herein.

ORD MINNETT

INVESTMENT INCOME RECEIVED

From 1 July 2022 Through 30 June 2023

Mirraweena Pty Ltd

<Mirraweena Super Fund A/C>

Security Name	Units	Payable Date	Unfranked Dividend	Franked Dividends	Interest	All Other ¹ Income	Total Income	Tax ² Withheld	Income Received	Imputation Credit
NABPF - CAP NOTE 3-BBSW+4.00% PERP NON-CUM RED T-06-26	500	19-Sep-22		522.70			522.70		522.70	224.01
NABPE - CAP NOTE 3-BBSW+2.20% 20-09-28 CUM RED T-09-23	494	20-Sep-22			502.55		502.55		502.55	
RIO - RIO TINTO LIMITED	1,125	21-Sep-22		4,316.63			4,316.63		4,316.63	1,849.98
SHL - SONIC HEALTHCARE	985	21-Sep-22		591.00			591.00		591.00	253.29
BHP - BHP GROUP LIMITED	1,954	22-Sep-22		4,986.30			4,986.30		4,986.30	2,136.98
WBCPH - CAP NOTE 3-BBSW+3.20% PERP NON-CUM RED T-09-25	500	23-Sep-22		435.80			435.80		435.80	186.77
WOW - WOOLWORTHS GROUP LTD	846	27-Sep-22		448.38			448.38		448.38	192.16
CBA - COMMONWEALTH BANK.	1,043	29-Sep-22		2,190.30			2,190.30		2,190.30	938.70
OMMCMT - ORD MINNETT CASH MANAGEMENT TRUST	48,499	30-Sep-22			46.24		46.24		46.24	
CSL - CSL LIMITED	196	05-Oct-22	310.17	34.46			344.63		344.63	14.77
QUBHA - HYBRID 3-BBSW+3.90% 05-10-23 SUB CUM	300	05-Oct-22			435.84		435.84		435.84	
BRG - BREVILLE GROUP LTD	1,755	06-Oct-22		263.25			263.25		263.25	112.82
WDS - WOODSIDE ENERGY	353	06-Oct-22		564.63			564.63		564.63	241.99
MOT - METRICS INCOME	35,750	11-Oct-22			353.63	93.25	446.88		446.88	
MXT - METRICS MASTER	73,940	11-Oct-22			594.50	181.87	776.37		776.37	
TPG - TPG TELECOM LIMITED	1,705	12-Oct-22		153.45			153.45		153.45	65.76
WGB - WAM GLOBAL LIMITED	16,750	25-Oct-22		921.25			921.25		921.25	394.82
MOT - METRICS INCOME	35,750	08-Nov-22			398.89	105.18	504.07		504.07	
MXT - METRICS MASTER	73,940	08-Nov-22			713.40	218.24	931.64		931.64	

Adviser Name: Andrew Murray

Location: SYDNEY

Phone No: (02) 8216 6462

Account No: 1637970

Ord Minnett Limited AFS Licence 237121 ABN 86 002 733 048 A Market Participant of the Australian Stock Exchange Limited

While Ord Minnett believes that the information contained herein is reliable, no warranty is given as to its accuracy or the accuracy of information or material from other sources and persons who rely on it do so at their own risk. Accordingly you should satisfy yourself as to the correctness or otherwise of the statements contained herein.

ORD MINNETT

INVESTMENT INCOME RECEIVED

From 1 July 2022 Through 30 June 2023

Mirraweena Pty Ltd

<Mirraweena Super Fund A/C>

Security Name	Units	Payable Date	Unfranked Dividend	Franked Dividends	Interest	All Other ¹ Income	Total Income	Tax ² Withheld	Income Received	Imputation Credit
CLW - CHARTER HALL LONG WALE REIT	11,670	11-Nov-22				816.89	816.89		816.89	
MBLPD - CAP NOTE 3-BBSW+2.90% PERP NON-CUM RED T-09-28	250	07-Dec-22	175.13	116.74			291.87		291.87	50.05
MOT - METRICS INCOME	35,750	08-Dec-22			373.43	98.47	471.90		471.90	
MXT - METRICS MASTER	73,940	08-Dec-22			724.73	221.71	946.44		946.44	
MQG - MACQUARIE GROUP LTD	771	13-Dec-22	1,387.80	925.20			2,313.00		2,313.00	396.51
NAB - NATIONAL AUST. BANK	1,304	14-Dec-22		1,017.12			1,017.12		1,017.12	435.91
ANZ - ANZ GROUP HOLDINGS	1,676	15-Dec-22		1,240.24			1,240.24		1,240.24	531.53
NABPF - CAP NOTE 3-BBSW+4.00% PERP NON-CUM RED T-06-26	500	19-Dec-22		596.95			596.95		596.95	255.84
NABPE - CAP NOTE 3-BBSW+2.20% 20-09-28 CUM RED T-09-23	294	20-Dec-22			371.85		371.85		371.85	
WBCPH - CAP NOTE 3-BBSW+3.20% PERP NON-CUM RED T-09-25	500	22-Dec-22		532.70			532.70		532.70	228.30
OMMCMT - ORD MINNETT CASH MANAGEMENT TRUST	14,923	31-Dec-22			148.17		148.17		148.17	
QUBHA - HYBRID 3-BBSW+3.90% 05-10-23 SUB CUM	300	05-Jan-23			510.09		510.09		510.09	
MOT - METRICS INCOME	35,750	10-Jan-23			444.16	117.12	561.28		561.28	
MXT - METRICS MASTER	73,940	10-Jan-23			764.36	233.83	998.19		998.19	
MGOC - MAGELLANGLOOPENCLASS	9,115	18-Jan-23			0.02	464.86	464.88		464.88	
MHHT - MAG HIGH CONV TN TRST	18,140	18-Jan-23				442.62	442.62		442.62	
MOT - METRICS INCOME	35,750	08-Feb-23			458.30	120.85	579.15		579.15	
MXT - METRICS MASTER	73,940	08-Feb-23			815.32	249.42	1,064.74		1,064.74	

Adviser Name: Andrew Murray

Location: SYDNEY

Phone No: (02) 8216 6462

Account No: 1637970

Ord Minnett Limited AFS Licence 237121 ABN 86 002 733 048 A Market Participant of the Australian Stock Exchange Limited

While Ord Minnett believes that the information contained herein is reliable, no warranty is given as to its accuracy or the accuracy of information or material from other sources and persons who rely on it do so at their own risk. Accordingly you should satisfy yourself as to the correctness or otherwise of the statements contained herein.

ORD MINNETT

INVESTMENT INCOME RECEIVED

From 1 July 2022 Through 30 June 2023

Mirraweena Pty Ltd

<Mirraweena Super Fund A/C>

Security Name	Units	Payable Date	Unfranked Dividend	Franked Dividends	Interest	All Other ¹ Income	Total Income	Tax ² Withheld	Income Received	Imputation Credit
TCL - TRANSURBAN GROUP	2,660	13-Feb-23			171.43	533.47	704.90		704.90	
CLW - CHARTER HALL LONG WALE REIT	11,670	14-Feb-23				816.89	816.89		816.89	
CHC - CHARTER HALL GROUP	3,830	28-Feb-23		359.25		438.91	798.16		798.16	153.97
MBLPD - CAP NOTE 3-BBSW+2.90% PERP NON-CUM RED T-09-28	250	07-Mar-23	190.02	126.68			316.70		316.70	54.29
MOT - METRICS INCOME	35,750	08-Mar-23			393.23	103.69	496.92		496.92	
MXT - METRICS MASTER	73,940	08-Mar-23			730.39	223.44	953.83		953.83	
BOQPG - CAP NOTE 3-BBSW+3.40% PERP NON-CUM RED T-12-28	250	15-Mar-23		373.20			373.20		373.20	159.94
NABPF - CAP NOTE 3-BBSW+4.00% PERP NON-CUM RED T-06-26	500	17-Mar-23		607.70			607.70		607.70	260.44
NABPE - CAP NOTE 3-BBSW+2.20% 20-09-28 CUM RED T-09-23	294	20-Mar-23			391.99		391.99		391.99	
SHL - SONIC HEALTHCARE	985	22-Mar-23		413.70			413.70		413.70	177.30
WBCPH - CAP NOTE 3-BBSW+3.20% PERP NON-CUM RED T-09-25	500	22-Mar-23		554.20			554.20		554.20	237.51
BRG - BREVILLE GROUP LTD	1,755	27-Mar-23		263.25			263.25		263.25	112.82
BHP - BHP GROUP LIMITED	1,954	30-Mar-23		2,664.54			2,664.54		2,664.54	1,141.95
CBA - COMMONWEALTH BANK.	1,043	30-Mar-23		2,190.30			2,190.30		2,190.30	938.70
OMMCMT - ORD MINNETT CASH MANAGEMENT TRUST	9,263	31-Mar-23			61.48		61.48		61.48	
CSL - CSL LIMITED	196	05-Apr-23	317.81				317.81		317.81	
QUBHA - HYBRID 3-BBSW+3.90% 05-10-23 SUB CUM	300	05-Apr-23			531.60		531.60		531.60	
WDS - WOODSIDE ENERGY	353	05-Apr-23		760.50			760.50		760.50	325.93

Adviser Name: Andrew Murray

Location: SYDNEY

Phone No: (02) 8216 6462

Account No: 1637970

Ord Minnett Limited AFS Licence 237121 ABN 86 002 733 048 A Market Participant of the Australian Stock Exchange Limited

While Ord Minnett believes that the information contained herein is reliable, no warranty is given as to its accuracy or the accuracy of information or material from other sources and persons who rely on it do so at their own risk. Accordingly you should satisfy yourself as to the correctness or otherwise of the statements contained herein.

ORD MINNETT

INVESTMENT INCOME RECEIVED

From 1 July 2022 Through 30 June 2023

Mirraweena Pty Ltd

<Mirraweena Super Fund A/C>

Security Name	Units	Payable Date	Unfranked Dividend	Franked Dividends	Interest	All Other ¹ Income	Total Income	Tax ² Withheld	Income Received	Imputation Credit
MOT - METRICS INCOME	35,750	12-Apr-23			365.42	96.36	461.78		461.78	
MXT - METRICS MASTER	73,940	12-Apr-23			758.58	232.06	990.64		990.64	
TPG - TPG TELECOM LIMITED	1,705	13-Apr-23		153.45			153.45		153.45	65.76
WOW - WOOLWORTHS GROUP LTD	846	13-Apr-23		389.16			389.16		389.16	166.78
RIO - RIO TINTO LIMITED	1,125	20-Apr-23		3,673.01			3,673.01		3,673.01	1,574.15
WGB - WAM GLOBAL LIMITED	17,270	24-Apr-23		993.03			993.03		993.03	425.58
MOT - METRICS INCOME	30,785	08-May-23			331.31	87.36	418.67		418.67	
MXT - METRICS MASTER	68,795	08-May-23			737.51	225.62	963.13		963.13	
CLW - CHARTER HALL LONG WALE REIT	11,670	15-May-23				816.89	816.89		816.89	
MBLPD - CAP NOTE 3-BBSW+2.90% PERP NON-CUM RED T-09-28	250	07-Jun-23	210.84	140.56			351.40		351.40	60.24
MOT - METRICS INCOME	30,785	08-Jun-23			394.65	104.06	498.71		498.71	
MXT - METRICS MASTER	68,795	08-Jun-23			784.92	240.12	1,025.04		1,025.04	
BOQPG - CAP NOTE 3-BBSW+3.40% PERP NON-CUM RED T-12-28	250	15-Jun-23		311.35			311.35		311.35	133.44
NABPF - CAP NOTE 3-BBSW+4.00% PERP NON-CUM RED T-06-26	500	19-Jun-23		692.75			692.75		692.75	296.89
NABPE - CAP NOTE 3-BBSW+2.20% 20-09-28 CUM RED T-09-23	294	20-Jun-23			436.35		436.35		436.35	
WBCPH - CAP NOTE 3-BBSW+3.20% PERP NON-CUM RED T-09-25	500	22-Jun-23		608.35			608.35		608.35	260.72
OMMCMT - ORD MINNETT CASH MANAGEMENT TRUST	40,154	30-Jun-23			504.33		504.33		504.33	

Adviser Name: Andrew Murray

Location: SYDNEY

Phone No: (02) 8216 6462

Account No: 1637970

Ord Minnett Limited AFS Licence 237121 ABN 86 002 733 048 A Market Participant of the Australian Stock Exchange Limited

While Ord Minnett believes that the information contained herein is reliable, no warranty is given as to its accuracy or the accuracy of information or material from other sources and persons who rely on it do so at their own risk. Accordingly you should satisfy yourself as to the correctness or otherwise of the statements contained herein.

ORD MINNETT

INVESTMENT INCOME RECEIVED

From 1 July 2022 Through 30 June 2023

Mirraweena Pty Ltd

<Mirraweena Super Fund A/C>

Security Name	Units	Payable Date	Unfranked Dividend	Franked Dividends	Interest	All Other ¹ Income	Total Income	Tax ² Withheld	Income Received	Imputation Credit
TOTAL			4,345.18	38,813.49	17,125.44	12,372.41	72,656.52	0.00	72,656.52	16,643.81

1. All Other Income (“Other income is used for trust distributions which components are not known until the trust distributes annual tax statements. Please note that the income components will be updated at the end of the financial year and provided with your Tax Report.”)

2. Tax Withheld (“Tax withheld includes both TFN withholding as well as Non-resident/Foreign withholding tax.”)

International sourced income is displayed in Australian dollars based on the exchange rate on the payable date.

* As at the ex-dividend date, this security has been held for less than 45 days. Please review this transaction as the investor may not be entitled to any imputation credit.

Adviser Name: Andrew Murray

Location: SYDNEY

Phone No: (02) 8216 6462

Account No: 1637970

Ord Minnett Limited AFS Licence 237121 ABN 86 002 733 048 A Market Participant of the Australian Stock Exchange Limited

While Ord Minnett believes that the information contained herein is reliable, no warranty is given as to its accuracy or the accuracy of information or material from other sources and persons who rely on it do so at their own risk. Accordingly you should satisfy yourself as to the correctness or otherwise of the statements contained herein.




015283 000 ANZ




MIRRAWEEENA PTY LTD
<MIRRAWEEENA SUPER FUND A/C>
C/- ORD MINNETT LTD-PARS DEPT
GPO BOX 5274
SYDNEY NSW 2001

NEED ASSISTANCE?

 anz.com/shareholder/centre
anzshareregistry@computershare.com.au

 Computershare Investor Services Pty Limited
GPO Box 2975 Melbourne
Victoria 3001 Australia

 1800 113 399 (within Australia)
0800 174 007 (within New Zealand)
+61 3 9415 4010 (outside Australia)

Holder Identification Number (HIN)

HIN WITHHELD

Share Class	Ordinary
Record Date	8 November 2022
Payment Date	15 December 2022
TFN/ABN	Quoted

Payment in Australian dollars

DIVIDEND ADVICE

The details of your **Final Dividend** of A\$0.74 per share for the year ended 30 September 2022 are set out below.

NUMBER OF SHARES	FRANKED AMOUNT	UNFRANKED AMOUNT	NET AMOUNT	FRANKING CREDIT
1,676	A\$1,240.24	A\$0.00	A\$1,240.24	A\$531.53

The dividend is 100% franked at the Australian company tax rate of 30%.

A NZ Imputation Credit of **NZ\$150.84** has been attached to the above dividend. For NZ taxpayers, your NZ gross income will include the aggregate of the Net Amount and the NZ Imputation Credit which should be included in your income tax return.

Shareholders should obtain their own professional advice on the tax implications of the dividend and retain this document to assist in tax return preparation.

PAYMENT INSTRUCTIONS



WESTPAC BANKING CORPORATION

BSB:	XXX-XXX
Account number:	XXXXX97
Payment reference:	634751

PAYMENT AMOUNT: A\$1,240.24

If payment cannot be made to the above account, you will be notified and your entitlement will be held pending receipt of updated direct credit instructions.



To update your shareholder information in a fast, secure and environmentally friendly way visit anz.com/easyupdate.





BHP Group Limited
ABN 49 004 028 077

021682 000 BHP



MIRRAWEEENA PTY LTD
<MIRRAWEEENA SUPER FUND A/C>
C/- ORD MINNETT LTD-PARS DEPT
GPO BOX 5274
SYDNEY NSW 2001

Update Your Details:



www.computershare.com.au/investor



(within Australia) 1300 656 780
(outside Australia) +61 3 9415 4020



Computershare Investor Services Pty Limited
GPO Box 2975 Melbourne
Victoria 3001 Australia

Your Shareholding

SHARE CLASS	HOLDER NUMBER
Ordinary Shares	HIN WITHHELD
TFN/ABN STATUS	DIRECT CREDIT REF NO
Quoted	396894
RECORD DATE	PAYMENT DATE
2 September 2022	22 September 2022

You must keep this document for your tax records.

BHP Group Limited Shares

FY2022 Final Dividend Payment - Dividend Statement & Direct Credit Advice

The statement below represents your final dividend for the full year ended 30 June 2022. This dividend is paid at the rate of US\$1.75 (equivalent to A\$2.55183878) per share on your holding of fully paid ordinary shares, registered in your name and entitled to participate as at the Record Date. This dividend has been franked in Australia at a rate of 100% and the company tax rate used to determine the franking credit is 30%. All amounts are in Australian dollars, except where indicated.

Amount per Security	Number of Securities	Franked Amount	Unfranked Amount	Gross Payment
A\$2.55183878	1,954	A\$4,986.29	A\$0.00	A\$4,986.29
Net Payment				A\$4,986.29
Australian Franking Credit				A\$2,136.98

Your Payment Instruction

WESTPAC BANKING CORPORATION
BSB: 032-847
Account Number: XXXXX97

Amount Deposited

A\$4,986.29

If payment cannot be made to the above instruction, you will be issued with a cheque in the same currency as the Amount Deposited.



To start receiving your statements online simply visit www.computershare.com.au/easyupdate/bhp

Payment Advice



**Commonwealth
Bank**

ABN 48 123 123 124

All Registry communications to:
Commonwealth Bank of Australia
Locked Bag A14, Sydney South, NSW, 1235
Telephone: 1800 022 440
ASX Code: **CBA**
Email: cba@linkmarketservices.com.au
Website: www.linkmarketservices.com.au

COMMONWEALTH BANK OF AUSTRALIA

ABN: 48 123 123 124

MIRRAWEENA PTY LTD <MIRRAWEENA SUPER FUND A/C>
C/- ORD MINNETT LTD-PARS DEPT
GPO BOX 5274
SYDNEY NSW
2001

DIVIDEND STATEMENT

Reference No.: X*****1724
Payment Date: 29 September 2022
Record Date: 18 August 2022

Security Description	Dividend Rate per Share	Participating Shares	Unfranked Amount	Franked Amount	Total Payment	Franking Credit
CBA - ORDINARY SHARES	\$2.10	1,043	\$0.00	\$2,190.30	\$2,190.30	\$938.70
					Less Withholding Tax	\$0.00
					Net Amount	AUD 2,190.30
					Represented By:	
					Direct Credit amount	AUD 2,190.30

BANKING INSTRUCTIONS

The amount of AUD 2,190.30 was deposited to the bank account detailed below:

WESTPAC BANK

MIRRAWEENA PTY LTD ATF MIRRAWEE
BSB: 032-847 ACC: ****4897

DIRECT CREDIT REFERENCE NO.: 1280841721

FRANKING INFORMATION

Franked Rate per Share \$2.10
Franking Percentage 100%
Company Tax Rate 30%

New Zealand Imputation Credit in NZD

\$104.30

Attached to this dividend is a New Zealand Imputation Credit of NZ\$0.10 per share. The only Commonwealth Bank shareholders who may obtain benefits from the New Zealand Imputation Credits are New Zealand resident taxpayers who meet certain other requirements. If you require further information, we recommend you talk to your tax advisor or the New Zealand Inland Revenue Department.

For the avoidance of doubt, the offer of the Dividend Reinvestment Plan (DRP) to the public in New Zealand is made in compliance with Australian law and any code, rules or other requirements relating to the offer of the DRP in Australia.

The total amount together with the franking credit (if any) should be disclosed as assessable income in your Australian tax return.

Note: You may require this statement for taxation purposes. All investors should seek independent advice relevant to their own particular circumstances.

Please ensure your details are current by viewing and updating via the online service centre.



Macquarie Group Limited
ABN 94 122 169 279

MACQUARIE

All Registry communications to:
Link Market Services Limited
Locked Bag A14
Sydney South NSW 1235 Australia
Telephone: +61 1300 554 096
Email: macquarie@linkmarketservices.com.au
Website: www.linkmarketservices.com.au



016 022019

MIRRAWEEENA PTY LTD
<MIRRAWEEENA SUPER FUND A/C>
C/- ORD MINNETT LTD-PARS DEPT
GPO BOX 5274
SYDNEY NSW 2001

Dividend Statement

ASX Code: MQG
Payment Date: 4 July 2022
Record Date: 17 May 2022
SRN/HIN: X*****1724
TFN/ABN Status: Quoted

Dear Shareholder,

This dividend statement is for your Macquarie Group Limited final ordinary dividend for the six months ended 31 March 2022.

This dividend is franked at 40% at the Australian corporate tax rate of 30%. Macquarie Group Limited declares the whole of the unfranked amount to be conduit foreign income.

Description	Dividend Rate per share \$	Shares Held	Unfranked Amount \$	Franked Amount \$	Gross Amount \$	Franking Credits \$
Ordinary Shares	3.50	771	1,619.10	1,079.40	2,698.50	462.60

DIVIDEND REMITTED TO:

WESTPAC BANK
(NBFI AGENCY TO 032-003)
SYDNEY NSW 2000
BSB: ***-847
ACC: ***4897
Account Name: MIRRAWEEENA PTY LTD ATF MIRRAWEE
Direct Credit Reference No.: 001277453778

Amount Deposited
\$2,698.50

IMPORTANT INFORMATION

See overleaf for instructions on how to update your details online.

This statement contains important information to assist you in preparing any tax returns you may be required to lodge. Please retain this statement for taxation purposes as a charge may be levied for replacement.

Update your details online



How to update your information:

1. Login to Link's Investor Centre at **www.linkmarketservices.com.au** and click on 'Investor Login' or scan the QR Code (above).
2. Enter your email address and password in **Portfolio Login**.
3. If you do not have a **Portfolio*** login, please set up a portfolio by selecting **Register Now** and follow the prompts.

Authentication may be required depending on the value of your portfolio. If you are unable to update your address or bank account details online, you must complete the relevant forms (available on Link's website) and return the completed forms to Link.

How to register for a Portfolio:

1. Enter the Issuer's name/Issuer Code.
2. You will need your HIN/SRN. This important information is on your holding statement. You should always ensure this information is kept in a safe place.
3. Enter your postcode or, if your registered address is overseas, click on the Outside Australia link and select your country of residence from the drop-down list.

* Setting up a Portfolio login allows you to easily manage your holdings across issuers who use Link as their registrar.

DOWNLOAD THE INVESTOR CENTRE APP TO EASILY MANAGE YOUR INVESTMENTS

You can also manage your Link Portfolio on the go. Simply download the **Link Investor Centre** mobile app from Apple Store or Google Play.

Your information:

Please provide the following details to help administer your security holding if you haven't already.

1	Email address Communication by email means you can be promptly notified of key company announcements, when payments are made and statements are available, and when voting can be accessed online for company meetings. Select Communications , click on Preferences and select ALL communications electronically .
2	Bank account details For Australian residents, payments will only be paid directly into your nominated bank account (if valid). Select Payments & Tax , click on Payment Instructions . You may be able to receive your payments in a foreign currency. Select Foreign Currency Payment under the Payment Instructions menu and consider the terms and conditions. You may wish to participate in the Dividend Reinvestment Plan (DRP), simply select Reinvestment Plans under the Payments & Tax menu (if DRP is applicable).
3	TFN, TFN exemption or ABN To update your Tax File Number (TFN), TFN exemption code or Australian Business Number (ABN) select Payments & Tax , click on Tax Details .

2022 Final Dividend Statement

015499 000 NAB



MIRRAWEEENA PTY LTD
<MIRRAWEEENA SUPER FUND A/C>
C/- ORD MINNETT LTD-PARS DEPT
GPO BOX 5274
SYDNEY NSW 2001

Contact our Share Registry

www.investorcentre.com/au

(in Australia) 1300 367 647
(outside Australia) +61 3 9415 4299

Holder Identification Number (HIN)

HIN WITHHELD

Summary of key information

Payment Date	14 December 2022
Record Date	16 November 2022
TFN/ABN status	Quoted
ASX code	NAB
Direct Credit Reference No.	553153

Final Dividend for the year ended 30 September 2022

The dividend is 100% franked at the relevant Australian Corporate Tax Rate of 30%.

Ordinary Shares	Dividend Rate per Share	Unfranked Amount	Franked Amount	Franking Credit
1,304	78 cents	\$0.00	\$1,017.12	\$435.91

Dividend Summary

1,304 shares x 78 cents = \$1,017.12

Payment details

The cash dividend amount of \$1,017.12 has been credited to:

WESTPAC BANKING CORPORATION
BSB: 032-847 ACC: ***4897

Tax information

Australian resident shareholders

Franked Amount: This should be included in your assessable income.

Franking Credit: This may also need to be included in your assessable income. This amount may be available as a tax offset to reduce your income tax liability.

New Zealand tax resident shareholders

New Zealand tax law requires us to notify shareholders that New Zealand imputation credits have been attached to this dividend at a rate of NZ\$0.07 per share. These credits are only relevant for shareholders required to file a New Zealand income tax return.

The aggregate of the dividend amount together with the attached New Zealand imputation credits is NZ\$1,199.13.

If you are unsure of the tax treatment of your dividend, please contact your accountant or taxation adviser.

Dividend Amount

\$1,017.12

006869 000 RIO



MIRRAWEEENA PTY LTD
<MIRRAWEEENA SUPER FUND A/C>
C/- ORD MINNETT LTD-PARS DEPT
GPO BOX 5274
SYDNEY NSW 2001

Dividend Statement

Holder Identification Number	HIN WITHHELD
Record Date	12 August 2022
Payable Date	22 September 2022
Half Year Ended	30 June 2022
Tax File Number	Quoted
Shareholding	1,125
AUD Dividend Rate Per Share	383.70 cents
AUD Franked Dividend Payable	\$4,316.63
AUD Unfranked Dividend Payable	\$0.00
AUD Franking Credits	\$1,849.98
AUD Tax Withheld	\$0.00
AUD Dividend Amount	\$4,316.63

Shareholder helpline number: 1800 813 292
New Zealand holders: 0800 450 740
International shareholders: +61 (3) 9415 4030
www.investorcentre.com/rio
Computershare Investor Services Pty Ltd, GPO Box 2975, Melbourne VIC 3001 Australia

Dividend advice - Interim dividend for the half year ended 30 June 2022

Dear shareholder,

On 27 July 2022 Rio Tinto declared a 2022 interim dividend of 383.70 Australian cents per share (equivalent to 267.00 US cents). A payment has been made to your nominated bank account in accordance with your details shown below.

The dividend is payable on ordinary shares registered in your name and entitled to participate as at the record date of 12 August 2022. For income tax purposes this dividend is fully franked (100 per cent) at the tax rate of 30 per cent.

Yours sincerely

Tim Paine
Joint Company Secretary

BANKING INSTRUCTION
WESTPAC BANKING CORPORATION
BSB: 032-847 ACC: XXXXX97

Date Payable: 22 September 2022
Payment Amount: \$4,316.63

Please retain this dividend statement for your records.

Manage your holdings online: Register at www.investorcentre.com/rio

Elect direct credit payment and electronic communications at Investor Centre, our free self-service website is available 24/7. Manage your shareholdings online, the easy way!

View any outstanding payments



Change payment options



Switch to ecommunications



View your Shareholding



Change your address



Update your TFN



Dividends & Payments

TUAS LIMITED

Mirraweena Pty Ltd X*****1178

Payment Date	Net	Type	Method	Status
--------------	-----	------	--------	--------

There is no payment information for this account.

Private and Confidential

001954 000 WES
 MIRRAWEEENA PTY LTD
 <MIRRAWEEENA SUPER FUND A/C>
 BLACKBUTT AVN
 PENNANT HILLS NSW 2120

Holder Identification Number (HIN)
HIN WITHHELD

Record Date	21 February 2023
Payment Date	28 March 2023
TFN/ABN Status	Not Quoted
ASX Code	WES

Interim Dividend

The statement below represents your interim dividend for the half-year ended 31 December 2022. The dividend is fully-franked (100 per cent) for Australian income tax purposes at the corporate tax rate of 30 per cent.

Class Description	Amount per Security	Number of Securities	Franked Amount	Unfranked Amount	Gross Payment	Franking Credit
Ordinary Shares	A\$0.88	200	A\$176.00	A\$0.00	A\$176.00	A\$75.43
Total			A\$176.00	A\$0.00	A\$176.00	A\$75.43
Net Payment					A\$176.00	

Important Notes

1. You should retain this statement to assist you in preparing your tax return.
2. Shareholders should obtain their own professional advice on the tax implications of this dividend.

Non-Resident Shareholders

The Franked Amount is not subject to withholding tax.
 New Zealand imputation credits are not attached to this dividend.



To make the switch to online communications or to update your securityholder information in a fast, secure and environmentally friendly way visit www.computershare.com.au/easyupdate/wes.



Important Notice - We have not been able to pay your dividend

We have not been able to pay your dividend because at the record date you had not provided valid banking instructions. We are holding your dividend for you until we receive your banking instructions. Wesfarmers does not pay interest on unpaid dividends.

If you have provided your banking instructions since the record date, we will pay your dividend into that account shortly.

How to provide your banking instructions

- Visit www.computershare.com.au/easyupdate/wes, confirm your account details and provide your payment instructions; or
- Login to Investor Centre via www.wesdirect.com.au, enter your User ID and follow the instructions. For security purposes, if you are not an existing member and wish to register to manage your portfolio and update your information, go to 'Register now' and follow the instructions to create your account. You will be required to create a login by choosing a User ID and password.

Alternatively, contact Computershare via the details at the top of this page. You will need your Securityholder Reference Number or Holder Identification Number to provide your instructions or to request a direct credit form.

Wesfarmers also offers a Dividend Investment Plan. For details of the plan go to www.wesfarmers.com.au.

MIRRAWEEENA PTY LTD
<MIRRAWEEENA SUPER FUND A/C>
C/- ORD MINNETT LTD-PARS DEPT
GPO BOX 5274
SYDNEY NSW 2001

Holder Identification Number (HIN): X*****1724
TFN/ABN Status: Quoted
Subregister: CHESS
Record Date: 13/04/2023
Payment Date: 24/04/2023
Reference Number: S00039593335

Dividend Statement

Payment Description: Interim Dividend for period ended 31 December 2022

Security Class: Fully Paid Ordinary Shares

ASX Code: WGB

No. of shares participating at Record Date	Dividend Rate per share	Gross Dividend	Withholding Tax ¹	Net Dividend	Franked Amount ²	Unfranked Amount	Franking Credit ³
17,270	5.75 cents	\$993.03	Nil	\$993.03	\$993.03	Nil	\$425.58

- This withholding tax applies to you if the dividend amount is partially or totally unfranked and you are a:
 - resident of Australia and your TFN or ABN has not been recorded by the share registry. TFN withholding tax is deducted from the gross unfranked portion of the dividend at the highest marginal tax rate applying to personal income; or
 - non-resident of Australia. Non-resident withholding tax (30%) is deducted from the gross unfranked portion of the dividend unless you are a resident of a country which has entered into a Double Taxation Agreement with Australia. In that case a lower rate (generally 15%) may apply.
- This dividend is 100% franked.
- The franking credit has been calculated at the rate of 30%.

WAM Global Limited (ASX Code: WGB) Dividend Reinvestment Plan (DRP) Statement

Cash fraction brought forward	Nil
Net dividend available for reinvestment	\$993.03
Total available for reinvestment	\$993.03
DRP issue price (No Discount)	\$1.81499
Total amount applied to new shares	\$992.80
Cash balance carried forward to next payment	Nil
Number of shares held as at Record Date	17,270
Number of new shares allotted on 24/04/2023	547 (Rounded up or down to the nearest whole share)
Total shares after allotment¹	17,817

- The Total shares after allotment/Total number of shares now held figure was derived by adding the number of shares at Record Date with the number of shares allotted in the DRP. It does not include any ex dividend transactions registered during the period between the ex dividend date and the date of this advice. Neither the Issuer nor Boardroom Pty Limited will be liable for any losses that are incurred by a person who relies on the holding shown without making their own adjustments for any transactions.

Please retain this statement for taxation purposes



015 178272

MIRRAWEEENA PTY LTD
<MIRRAWEEENA SUPER FUND A/C>
C/- ORD MINNETT LTD-PARS DEPT
GPO BOX 5274
SYDNEY NSW 2001**Distribution Advice****Payment date:** 18 July 2023
Record date: 4 July 2023
Reference no.: X*****1724
TFN/ABN RECEIVED AND RECORDED

Dear Unitholder,

BETASHARES U.S. DOLLAR ETF**Distribution statement for the period ended 30 June 2023**

A distribution payment has been made in respect of your units as at the Record date. The final details of the distribution components (including any non-assessable amounts) are advised in the Attribution Managed Investment Trust Member Annual (AMMA) Statement for the year ended 30 June 2023.

Visit our Investor Centre at www.linkmarketservices.com.au where you can view and change your details, including updating your email address to ensure that you receive distribution notifications by email.

Class Description	Rate per Unit	Participating Units	Gross Amount
Ordinary Units	48.594426 cents	4,305	\$2,091.99
		Net Amount:	\$2,091.99

PAYMENT REMITTED TO:WESTPAC BANK
(NBF I AGENCY TO 032-003)
SYDNEY NSW 2000
Account Name: MIRRAWEEENA PTY LTD ATF MIRRAWEE
BSB: 032-847 ACC: ***4897
Direct Credit Reference No.: 001298469970**Subscribe to content that interests you.**

Betashares has a range of weekly, monthly and quarterly newsletters to keep you up to date with what's happening in markets and the world of investing.

Learn more at betashares.com.au/subscribe



All Registry communications to:
Link Market Services Limited
Locked Bag A14, Sydney South, NSW 1235
Enquiries (within Australia): 1300 303 063
(outside Australia): +61 1300 303 063
ASX Code: CHC
Email: charterhall@linkmarketservices.com.au
Website: www.linkmarketservices.com.au



Charter Hall Limited
ABN 57 113 531 150
Charter Hall Funds Management Limited
ABN 31 082 991 786 AFSL 262861
As responsible entity for Charter Hall Property Trust
ARSN 113 339 147

DISTRIBUTION/DIVIDEND ADVICE DIRECT CREDIT



015 002173

MIRRAWEEENA PTY LTD
<MIRRAWEEENA SUPER FUND A/C>
C/- ORD MINNETT LTD-PARS DEPT
GPO BOX 5274
SYDNEY NSW 2001

Holder Identification Number (HIN): X*****1724
Payment date: 28 February 2023
Record date: 30 December 2022
TFN/ABN Status: Quoted

Distribution & Dividend statement for the six month period ended 31 December 2022

Security description	Amount per stapled security	Number of stapled security	Distribution Amount	Unfranked dividend amount	Franked dividend amount	Franking Credit	Total gross Amount
CHC - Stapled Securities	20.84 cents	3,830	\$438.92	\$0.00	\$359.25	\$153.96	\$798.17
Net distribution							\$798.17

This payment represents a distribution amount of 11.46 cents and a dividend amount of 9.38 cents. This dividend is fully franked at the company tax rate of 30%.

Please note the Distribution Reinvestment Plan (DRP) is not applicable to this distribution.

Trust Distribution Income is taxable in the year of entitlement rather than the tax year of receipt. Dividend Income is taxable in the year of receipt. All distributions are calculated in Australian dollars and withholding tax has been deducted where applicable.

Note for custodians and other intermediaries

Charter Hall Property Trust (CHPT) is a Managed Investment Trust and has given notice for purposes of the 'fund payment' rules in Schedule 1 of the Taxation Administration Act 1953. The notice has been placed on CHC's website at charterhall.com.au.

Further Information

If you require further information on your holding, please contact Link Market Services Limited on the above contact details.

We recommend you seek professional advice if you have questions about your personal tax position.

This statement contains important information; please retain this statement for taxation purposes as a charge may be levied for a replacement.

Banking Instructions

Net distribution of \$798.17 was credited to the following bank account:

WESTPAC BANK
ACCOUNT NAME: MIRRAWEEENA PTY LTD ATF MIRRAWEE
BSB: 032-847 ACC: ***4897
DIRECT CREDIT REFERENCE.: 001289716140

107011264016

ADVICE ONLY

Update your details online



What you need to do:

We need the following details to administer your security holding. To update your information in a fast, secure and environmentally friendly way visit www.linkmarketservices.com.au

1	<p>Bank account details</p> <p>Payments will only be paid directly into your nominated bank account (if valid). Select Payments & Tax, click on Payment Instructions.</p> <p>If you wish to receive your payments in a foreign currency, simply select Foreign Currency Payment under the Payment Instructions menu subject to certain terms and conditions.</p> <p>You may wish to participate in the Reinvestment Plan (DRP), simply select Reinvestment Plans under the Payments & Tax menu (if DRP is applicable).</p>
2	<p>Email address</p> <p>Communication by email means you can be promptly notified of key company announcements, when payments are made and statements are available, and when voting can be accessed online for securityholder meetings. Select Communications, click on Preferences and select All communications electronically.</p>
3	<p>TFN, TFN exemption or ABN</p> <p>To update your Tax File Number (TFN), TFN exemption code or Australian Business Number (ABN) select Payments & Tax, click on Tax Details.</p>
4	<p>Foreign Account Tax Compliance Act (FATCA) & Common Reporting Standard (CRS)</p> <p>To update your FATCA/CRS details, select Payments & Tax, click on FATCA/CRS. Check if you have already self-certified this holding. If not, complete the online form and submit.</p>

How to update your information:

1. Login to Link's Investor Centre at www.linkmarketservices.com.au and click on 'Investor Login' or scan the QR Code (above).
2. Enter your email address and password in **Portfolio Login**.
3. If you do not have a **Portfolio*** login, please set up a portfolio by selecting **Register Now** and follow the prompts.

Authentication may be required depending on the value of your portfolio. If you are unable to update your address or bank account details online; you must complete the relevant forms (available on Link's website) and return the completed forms to Link.

How to register for a Portfolio:

1. Enter the Issuer's name/ASX Code.
2. You will need your HIN/SRN. This important information is on your holding statement. You should always ensure to keep this information in a safe place.
3. Your postcode or, if your registered address is overseas, click on the Outside Australia link and select your country of residence from the drop-down list.

* Setting up a Portfolio login allows you to easily manage your holdings across issuers who use Link as their registrar.

You can also manage your Link Portfolio on the go, simply download the **Link Investor Centre** mobile app from Apple Store or Google Play.



MIRRAWEEENA PTY LTD
<MIRRAWEEENA SUPER FUND A/C>
C/- ORD MINNETT LTD-PARS DEPT
GPO BOX 5274
SYDNEY NSW 2001

Holder Number

X*****01724

Summary of Key Information

Security Class:	Units
Fund Code:	MXT
Record Date:	01 February 2023
Payment Date:	08 February 2023
TFN/ABN Status:	Quoted

Distribution Advice

Dear Unitholder,

This Distribution Advice represents your distribution for the period ending 31 January 2023.

The final details of your full year distribution components will be provided to you in the AMMA Statement* for the year ending 30 June 2023. This statement will be provided to you to assist you with preparing your annual tax return.

Set out below is the distribution paid to you for this period.

Distribution Totals

Units at Record Date	Distribution Rate	Gross Payment	Tax Withheld	Net Payment
73,940	\$ 0.0144	\$ 1,064.74	\$ 0.00	\$ 1,064.74

Distribution Notes

- This Distribution Advice contains important information. You should retain this advice for taxation purposes.
- Unitholders should obtain their own professional advice on the tax implications of this distribution.
- The Fund Payment Notice is available on the Automic Investor Portal. This is provided solely for the purposes of determining MIT non-resident withholding tax under Subdivisions 12A-B, 12A-C and 12-H of Schedule 1 to the TAA and should not be used for any other purpose.

* The Trustee has elected to apply the Attribution Managed Investment Trust (AMIT) regime to the Fund. The AMIT regime requires that tax information be provided to unitholders on an AMIT Member Annual Statement (AMMA) which has been referred to above on this Distribution Advice.

Payment Summary

Cash (Net Payment) Amount:

\$ 1,064.74

Payment Method:

Electronic Funds Transfer (EFT)

Direct Credit Payment Confirmation

Your distribution has been credited to your financial institution in accordance with your payment instructions set out below.

Bank Domicile:	AUS
Bank Code (BSB):	032-847
Account Number:	****897
Amount Deposited:	\$ 1,064.74
Date Credited:	08 February 2023

**IMPORTANT NOTICE - FATCA/CRS DECLARATION RECORDED: No****Residency Certification (FATCA/CRS) Declaration Reminder**

As a result of Australia's participation in the regime all unitholders must certify their country of tax residency. Where required the information will be reported to the Australian Taxation Office (ATO) which will report to various global tax authorities. **Unitholders who do not provide the above information may be treated as Non-Australian taxpayers and be reported accordingly to the ATO.**

You can certify your country of tax residency by logging into the Automic Investor Portal at <https://investor.automic.com.au>. Once you are logged in, select "declarations" from the left-hand vertical menu and follow the prompts.



Make the switch to online communications and instantly enjoy the benefits - quick, secure and easy. Visit <https://investor.automic.com.au>

009746 000 TCL



MIRRAWEEENA PTY LTD
 <MIRRAWEEENA SUPER FUND A/C>
 C/- ORD MINNETT LTD-PARS DEPT
 GPO BOX 5274
 SYDNEY NSW 2001

Update Your Information



www.computershare.com.au/easyupdate/tcl



Computershare Investor Services Pty Limited
 GPO Box 2975 Melbourne
 Victoria 3001 Australia



(within Australia) 1300 360 146
 (international) +61 3 9415 4315

Holder Identification Number (HIN)	HIN WITHHELD
ASX Code	TCL
TFN/ABN Status	Quoted
Record Date	30 June 2023
Payment Date	21 August 2023
Direct Credit Reference No.	845296

Distribution on Stapled Securities

Set out below are the details of your August 2023 distribution totalling 31.5 cents per security (less withholding tax where applicable).

Transurban Holdings Limited Dividend ¹	Triple Stapled Securities
Dividend per Security (cents)	1.00
Number of Securities	2,660
Dividend - Franked	\$26.60
Dividend - Unfranked	\$0.00
Net Dividend	\$26.60
Franking Credit	\$11.40

Transurban Holding Trust Distribution ²	Triple Stapled Securities
Distribution per Security (cents)	30.50
Number of Securities	2,660
Non-Assessable Component	\$462.16
Interest Income	\$157.40
Rent and Other Income ³	\$174.39
Non-Concessional MIT Income (NCMI)	\$9.85
Discounted Capital Gains TARP	\$2.16
Other Capital Gains Distribution	\$2.16
Franked Distribution	\$3.18
Gross Distribution	\$811.30
Australian Tax Withheld	\$0.00
Net Distribution	\$811.30
Franking Credit	\$1.36

Total	
Number of Securities at Record Date	2,660
Total Dividend and Distribution per Security (cents)	31.50
Total Gross Dividend and Distribution	\$837.90
Total Australian Tax Withheld	\$0.00
Non-Assessable Component	\$462.16
Total Net Dividend and Distribution	\$837.90
Total Franking Credits	\$12.76

Payment Instructions

Bank Name	WESTPAC BANKING CORPORATION
BSB	032-847
Account Number	XXXXX97
Amount Deposited	A\$837.90

Important information is contained on the back of this page



Update your details online - it's fast and secure.

To update your banking instructions, Distribution Reinvestment Plan election, Tax File Number or electronic communications, simply visit www.computershare.com.au/easyupdate/tcl.

If you do not have access to the internet, please call 1300 360 146 (within Australia) or +61 3 9415 4315 (international) to speak with a Customer Service Representative.

Withholding Tax

All amounts are in Australian dollars. Resident withholding tax has been deducted where Tax File Numbers have not been advised. Non-resident withholding tax has been deducted from the Interest Income, Rent and Other Income and Non-Concessional MIT Income ("NCMI") components of the distribution where applicable.

Annual Tax Statement

Your Annual Tax Statement in respect of the year ended 30 June 2023 accompanies this advice. The Annual Tax Statement contains information to assist you in preparing your income tax return.

The Annual Tax Statement is also your AMIT Member Annual ("AMMA") Statement in respect of your direct security holding in Transurban Holding Trust ("THT"), which is an Attribution Managed Investment Trust ("AMIT") for the 2023 income year. This Distribution Statement and accompanying notes are not intended to be tax advice and investors should consult a professional tax adviser if necessary for completion of income tax returns.

Notes:

1. This dividend represents the payment from Transurban Holdings Limited ABN 86 098 143 429.
2. This distribution represents the payment from Transurban Holding Trust ABN 30 169 362 255.
3. Rent and Other Income includes amounts that are 'Excluded from NCMI'. 'Excluded from NCMI' refers to amounts that would have been NCMI but are not NCMI due to the application of any of the following provisions:
 - Subsection 12-437(5) in Schedule 1 to the *Taxation Administration Act 1953* ("TAA 1953") – approved economic infrastructure facility exception;
 - Section 12-440 in Schedule 1 to the TAA 1953 – MIT cross staple arrangement income transitional provisions.

If payment cannot be made to your account, a cheque will be forwarded to your registered address.

Client name	MIRRAWEEENA SUPER FUND	Fin Accounts Prepared by	TANIA CARTER
Client code	MIRRASF	Date prepared	17-Nov-2023
Year ended	30/06/2023	Reviewed by	
SRN/HIN	Ords X0061601724 Bell Direct X0112081178	Date reviewed	
Postcode	Ords 2001 Bell Direct 2120	Back to Cover	

Objective To ensure expenditures are correctly recorded and exists

Procedures Randomly sampled items of expenditures and check with source documents, general ledger and bank statements.

Date	Company	GL	Bank Statement	Source Documents*
30/06/2023	ATO Super Levy 2023	259.00	259.00	259.00
22/06/2023	Accounting Fee	2,994.25	2,994.25	2,994.25
15/06/2023	Audit Fees	440.00	440.00	440.00
30/06/2023	Investment Management Fees	15,471.31	15,471.31	15,471.31
17/05/2023	Clearview Insurance - Emma	4,907.87	4,907.87	4,907.87
			-	-

* Attached source documents here

Total Value of Sample	24,072.43
Total Expenses	28,838.17
Sampling Percentage	83.47%

- 1 Agreed to external source documents.
- 2 Agreed that expenditures were reasonable and incurred by the super fund.

Insurance

- 3 Did super fund provide life insurance for members?
- 4 If yes, obtain a copy of policy and certificate of currency to ensure that insurance premiums have been paid.
- 5 Ensure that the policy owner is in the name of the super fund.

TAX INVOICE

Supplier: Super Audits

Auditor: A.W. Boys
SMSF Auditor Number (SAN) 100014140
Registered Company Auditor (67793)

Address: Box 3376
Rundle Mall 5000

ABN: 20 461 503 652

Services: Auditing

Date: 13 June 2023

Recipient: Mirraweena Super Fund

Address: C/- Suite 7 Level 5 66 Hunter Street SYDNEY NSW 2000

Description of Services

Statutory audit of the Mirraweena Super Fund for the financial year ending 30 June 2022.

Fee: \$400.00

GST: \$40.00

Total: \$440.00

Payment can be made with a cheque payable to Super Audits postal address being Box 3376 Rundle Mall 5000 or alternatively an EFT can be made BSB 015-056 Account No. 387392386.



ROACH & BRUCE Consulting Pty Ltd

ABN: 38 069 661 141 AFSL No.: 482408

Suite 7, Level 5
66 Hunter Street
SYDNEY NSW 2000
Tel: (02) 9232 8211
enquiries@rabca.com.au
www.roachandbruce.com.au

CHARTERED ACCOUNTANT

ANTHONY BRUCE, B.Comm, FCA

Mirraweena Super Fund
178 Carbine Road
FOREST REEFS NSW 2798

10 August 2021

TAX INVOICE

Inv No. 6465

To our fee for professional services rendered:

Writing up the books of account of the Mirraweena Super Fund for the year ended 30 June 2021 and preparing therefrom a balance sheet and supporting accounts for the year then ended.

Preparation and lodgement of income tax return for the year ended 30 June 2021.

Obtaining an actuarial certificate on behalf of your fund.

As per quote dated 5 February 2021

\$1,800.00

Additional Work

Providing minimum pension amount for Michael Moore and member balances to Ord Minnett on 16 June 2021.

Numerous emails throughout the period requesting additional information including bank statements and information on the foreign shares not held with Ord Minnett or Shaw & Partners.

Issues regarding life insurance and that the insured member had no funds in their member balance. Prepared a Minute to reflect the issue of the member's balance not having sufficient funds to pay the insurance premiums that were paid in the 30 June 2017, 2018, 2019 and 2020 financial years.

Preparation and lodgement of seven outstanding BAS resulting in a refund of \$1,648 which was refunded on 14 May 2021.

Receiving email from Amelia Teasdale on 28 June 2021 requesting details for the minimum pension for the year ended 30 June 2021 and speaking to Amelia same day in regards to this. Please note a substantial amount of time was spent trying to work out what the totals were in the accounts.

Reviewing the Binding Death Benefit Nomination forms of Michael Moore and Jane Cowper dated February 2019 which we believe are not compliant.

Please note that our emails were not replied to in a timely fashion which increases the time to complete a task and hence the costs. We have also written off a large amount of our time this year.

\$1,000.00

Fee
GST

2,800.00
280.00

TOTAL

\$3,080.00

ORD MINNETT

EXPENSE SUMMARY

From 01 July 2022 Through 30 June 2023

Mirraweena Pty Ltd
<Mirraweena Super Fund A/C>

Date	Description	Net Amount	GST	Gross Amount
	Management Fee			
17-Aug-2022	PARS Fee 01Jul2022 to 30Sep2022	3,657.10	365.71	4,022.81
17-Nov-2022	PARS Fee 01Oct2022 to 31Dec2022	3,589.17	358.92	3,948.09
16-Feb-2023	PARS Fee 01Jan2023 to 31Mar2023	3,771.58	377.16	4,148.74
22-May-2023	PARS Fee 01Apr2023 to 30Jun2023	3,795.38	379.54	4,174.92
	Management Fee Total	14,813.23	1,481.33	16,294.56
	TOTAL EXPENSES	14,813.23	1,481.33	16,294.56

Adviser Name: Andrew Murray
Location: SYDNEY
Phone No: (02) 8216 6462
Account No: 1637970

Ord Minnett Limited AFS Licence 237121 ABN 86 002 733 048 A Market Participant of the Australian Stock Exchange Limited

While Ord Minnett believes that the information contained herein is reliable, no warranty is given as to its accuracy or the accuracy of information or material from other sources and persons who rely on it do so at their own risk. Accordingly you should satisfy yourself as to the correctness or otherwise of the statements contained herein.

Corporate Actions Appendix - Financial Year Ending 30 June 2023

For information purposes we have included the treatment(s) that have been used to reflect mainstream corporate activity within the financial year ending 30 June 2023. Please note that this may not be applicable to your investments. If these corporate activities do not apply to you please disregard this Appendix .

Section 1: Specific Information on Major Corporate Action Transactions

Australia and New Zealand Banking Group Limited (ANZ) - Renounceable Right Issue

Eligible Australia and New Zealand Banking Group Limited shareholders, as at the Record Date of 21st July 2022, were able to participate in the ANZ Renounceable Entitlement Offer. ANZ Shareholders were provided the opportunity to acquire new ANZ Shares at \$18.90 per share on a 1 for 15 basis.

Eligible ANZ Shareholders who left their Entitlements to lapse, had their Entitlements offered for sale through the Retail Shortfall Bookbuild. The Bookbuild cleared at a price of \$23.00 per New Share, and each eligible Shareholder who elected to let all, or part of their Entitlement lapse was paid \$4.10 for each Entitlement sold on their behalf via the bookbuild facility.

National Australia Bank Capital Notes 2 (NABPD) - Reinvestment Offer

Under the Reinvestment Offer, eligible NAB Capital Notes 2 securityholders (NABPD), as at the record date of 1st June 2021, had the opportunity to reinvest their NABPD securities into NAB Capital Notes 6 (NABPI) on a 1 for 1 basis.

McMillan Shakespeare Limited (MMS) - Off-Market Buy-Back

Eligible McMillan Shakespeare Limited shareholders had the opportunity to sell all or some of their MMS shares, held as at the record date of 6th September 2022. Tenders could be lodged at the final price tender or at a discount between 10% and 14% (inclusive) at 1% intervals to the market price. As a result of the strong demand for the Buyback, Shares were only bought back from Shareholders who tendered their shares at a Tender Discount of 14% or as Final Price Tenders.

The ATO Class Ruling confirmed that the Off-Market Buy-Back Price of \$11.67 is made up of a fully franked dividend component of \$10.67 and a capital component of \$0.99. The deemed capital proceeds were \$1.55 comprising of the capital component of \$0.99 and the excess tax value over the Buy-Back price of \$0.56.

Telstra Group Limited (TLS) - Scheme of Arrangement

Telstra Group Limited acquired approvals for the Corporate Restructure. Eligible Telstra Group Limited shareholders, as at the record date of 24th October 2022, were entitled to receive one New Telstra Corp Share for every existing Telstra Share. New Telstra Corp Shares will have the same dividend and voting rights as Telstra Shares.

ANZ Group Holdings Limited (ANZ) - Scheme of Arrangement

ANZ Group Holdings Limited acquired approvals for the Corporate Restructure. Eligible ANZ Group Holdings Limited shareholders, as at the record date of 29th December 2022, were entitled to receive one ANZ NOHC Share for every existing ANZ Share. New ANZ NOHC Shares will have the same dividend and voting rights as ANZ Shares.

CommBank PERLS VII Capital Notes (CBAPD) - Reinvestment Offer

Under the Reinvestment Offer, eligible CBA PERLS VII securityholders (CBAPD), as at the record date of 7th October 2022, had the opportunity to reinvest their CBAPD securities into CBA PERLS XV Capital Notes (CBAPL) on a 1 for 1 basis.

Insurance Australia Group Limited Capital Notes 1 (IAGPD) - Reinvestment Offer

Under the Reinvestment Offer, eligible IAGPE Capital Notes 1 (IAGPD), as at the record date of 17th November 2022, had the opportunity to reinvest their IAGPE securities into IAG Capital Notes 2 (IAGPE) on a 1 for 1 basis.

Link Administration Holdings Limited (LNK) - Demerger of PEXA Group Limited

Eligible Link Administration Holdings Limited shareholders, as at the record date 3rd January 2023, were entitled to receive one PEXA (PXA) share for every 7.52 Link Group shares. Following the demerger, Link shareholders owned shares in both Link and PEXA.

Pendal Group Limited (PDL) - Scheme of Arrangement

Perpetual Limited (PPT) acquired all of the shares in Pendal Group Limited (PDL) through a scheme of arrangement. Eligible Pendal Group Limited shareholders, as at the record date of 16th January 2023, were entitled to receive a total of \$1.65 cash per Pendal share held, less the Permitted Dividend Amount of 3.5 cents per share which was paid to Pendal shareholders on 15 December 2022, and one Perpetual share (PPT) for every seven Pendal shares held.

ANZ Capital Notes 3 (AN3PF) - Reinvestment Offer

Under the Reinvestment Offer, eligible ANZ Capital Notes 3 (AN3PF) noteholders, as at the record date of 10th February 2023, had the opportunity to reinvest their AN3PF securities into ANZ Capital Notes 8 (AN3PK) on a 1 for 1 basis.

PropTech Group Limited (PTG) - Scheme of Arrangement

Rockend Technology Pty Limited (BidCo) acquired all of the shares in PropTech Group Limited (PTG) through a scheme of arrangement. Eligible PropTech Group Limited shareholders, as at the record date of 15th February 2023, were entitled to receive a total of \$0.60 cash per PropTech Group Limited share held.

Corporate Actions Appendix - Financial Year Ending 30 June 2023

For information purposes we have included the treatment(s) that have been used to reflect mainstream corporate activity within the financial year ending 30 June 2023. Please note that this may not be applicable to your investments. If these corporate activities do not apply to you please disregard this Appendix .

Carsales.Com Limited (CAR) - Renounceable Right Issue

Eligible Carsales.Com Limited shareholders, as at the record date of 13th March 2023, were able to participate in the CAR Renounceable Entitlement Offer. CAR shareholders were provided the opportunity to acquire new CAR shares at \$19.95 per share on a 1 for 14.01 basis.

Eligible CAR Shareholders who left their entitlements to lapse, had their entitlements offered for sale through the Retail Shortfall Bookbuild. The Bookbuild cleared at a price of \$22.45 per new share, and each eligible shareholder who elected to let all, or part of their Entitlement lapse were paid \$2.50 for each entitlement sold on their behalf via the Bookbuild Facility.

OZ Minerals Limited (OZL) - Scheme of Arrangement

BHP Lonsdale Investments Pty Limited acquired all of the shares in OZ Minerals Limited (OZL) through a scheme of arrangement. Eligible OZ Minerals Limited shareholders, as at the record date of 24th April 2023, were entitled to receive a total of \$28.25 cash per OZL share held, less the Permitted Dividend Amount of \$1.75 per share which was paid to OZL shareholders on 21 April 2023.

Challenger Limited Capital Note 2 (CGFPB) - Reinvestment Offer

Under the Reinvestment Offer, eligible Challenger Capital Note 2 (CGFPB) noteholders, as at the record date of 3rd March 2023, had the opportunity to reinvest their CGFPB securities into Challenger Capital Notes 4 (CGFPD) on a 1 for 1 basis.

Sezzle Inc. (SZL) - Capital Reconstruction

Sezzle Inc. completed a Capital Reconstruction. SZL unitholders as at the record date of 17th May 2023, had there SZL Holdings reconstructed on the basis that every 38 units were consolidated into 1 unit. Fractional units were rounded up to the next whole number.

Corporate Actions Appendix - Financial Year Ending 30 June 2023

For information purposes we have included the treatment(s) that have been used to reflect mainstream corporate activity within the financial year ending 30 June 2023. Please note that this may not be applicable to your investments. If these corporate activities do not apply to you please disregard this Appendix .

Section 2: Attribution Managed Investment Trust (AMIT) - Changes to report format

Attribution Managed Investment Trust (AMIT) - Report fields

The following information has been prepared to assist you in interpreting the AMIT related fields on your Investment Income Received (Annual Tax) report for 2023.

The AMIT related fields are labelled as follows:

- AMIT CBA - AMIT Cost Base Net Adjustment
- AMIT CGU - AMIT CGT Gross Up Amount
- Other Non Taxable - Non-Taxable/Non-Assessable Amounts

Please see below for an explanation of the new components.

Clients are strongly advised to obtain professional advice in regards to the tax treatment of the cost base adjustments, CGT Gross Up amounts and non-assessable/non-taxable amounts.

Please refer to the companies' websites and their FY2023 Tax Return Guides for further information.

AMIT Cost Base Net Adjustment

An attribution managed investment trust (AMIT) can make non-assessable payments to unit holders, which can affect the cost base or reduced cost base of your holding. If you receive non-assessable payments from an AMIT, the cost base and reduced cost base of your units may need to be adjusted upward or downward:

- A cost base reduction occurs when the actual payments received (or which you have a right to receive) from the AMIT (including any tax offsets) are greater than the amounts attributed to you by the AMIT (to be included in your assessable income).
- A cost base increase occurs when the amounts that have been attributed to you by the AMIT (to be included in your assessable income) are greater than the actual payments received (or which you have a right to receive).

The reduction and the increase amounts are netted off against each other to arrive at your 'cost base net adjustment amount', which is then applied to your asset cost base.

Note that these adjustments are automatically applied to your cost bases on the PARS platform, and are reflected in your 'Reduced Cost Base' on both the Unrealised Capital Gains and Realised Capital gains reports.

This value is provided in your Investment Income Received (Annual Tax) report under the "AMIT CBA" heading.

AMIT CGT Gross Up Amount

The AMIT CGT Gross Up amount is used to reconcile the total current year capital gains amount to be included on your tax return. AMIT CGT Gross Up amounts are generally present when the total current year capital gains attributed to you are not paid or are only partially paid. This amount is included in the AMIT cost base increase.

This value is provided in your Investment Income Received (Annual Tax) report under the "AMIT CGU" heading.

When completing Tax Return Label 18H (Total Current Year Capital Gains), the amounts provided under the following Investment Income Received (Annual Tax) report headings should be added:

- Discount Capital Gain
- Capital Gain Other
- CGT Concession
- AMIT CGU

Non-Taxable/Non-Assessable Amounts

These values consist of other non-attributable amounts, net exempt income and non-assessable non-exempt income that have been distributed to you. This may include the amounts previously known as tax-free amounts and tax deferred amounts (including returns of capital).

Non-assessable amounts are not assessable for income tax purposes, and are reflected in the AMIT cost base net adjustment amount.

For the purposes of these annual tax reports, the other non-attributable amounts represent the difference between cash distributions and other entitlements from an AMIT

Corporate Actions Appendix - Financial Year Ending 30 June 2023

For information purposes we have included the treatment(s) that have been used to reflect mainstream corporate activity within the financial year ending 30 June 2023. Please note that this may not be applicable to your investments. If these corporate activities do not apply to you please disregard this Appendix .

to the amount of attribution income. These amounts may be a positive number or a negative number. To reconcile the actual payments received with the total reportable tax attribution value, the amounts provided under the following Investment Income Received (Annual Tax) report headings should be added:

- Gross Income
- Other Non Taxable

CGT event E10

Where a cost base reduction amount exceeds a cost base increase amount, the resulting cost base net adjustment amount reduces an asset's cost base or reduced cost base. If the net amount is greater than the cost base, it will reduce the cost base to nil, and any remaining excess will give rise to a capital gain as a result of CGT event E10.

Where the cost base increase amount exceeds the cost base reduction amount, the resulting cost base net adjustment amount increases your asset's cost base and reduced cost base. This will not trigger a CGT event; however, it may result in a reduced capital gain or increased capital loss in the future if you dispose of your CGT asset.

NCMI Components

'NCMI' tax components relate to income from a trust that is a Managed Investment Trust (MIT) that is classified as 'Non-Concessional MIT income' (NCMI). 'Excluded from NCMI' amounts are payments that would be NCMI payments were not for the application of transitional arrangements.

NCMI payments are subject to a withholding tax rate of 30% when paid to a non-resident. Standard withholding tax rates (those applicable after taking into account the investors country of residence) apply to these 'Excluded from NCMI' amounts.

In most instances, NCMI tax components are irrelevant to resident taxpayers. For this reason, NCMI payments, and excluded from NCMI payments, are added together and included under the 'Other Income' report field.

Section 3: General Taxation Treatment of Corporate Actions

i) New shares issued under Rights and Security/Share Purchase Plans

New Shares will be treated for the purposes of the capital gains tax (CGT) discount as having been acquired when the Eligible Shareholder exercised the Entitlement to subscribe for them. Accordingly, in order to benefit from the CGT discount in respect of a disposal of those Shares, they must have been held for at least 12 months after the date of exercise before the disposal occurs.

ii) Treatment of dividends

Dividends are taxable on the payment date. It is this date that will determine in which income year you include the dividend in your assessable income. Where the dividend is paid by cheque, it is deemed to have been paid to you on the date the cheque was posted and not on the date the cheque was received, banked or cleared.

iii) Treatment of distributions from trusts and managed funds

Distributions from trusts and managed funds are taxable on the date in which you become entitled to the distribution. This is usually the "ex-date". You should use the ex-date to determine which income year the distribution components are to be included in your assessable income. Some stapled securities pay both dividends and distributions. In this case we have split the income in our reports. The dividend component will generally be taxable in the year in which it is paid and the distribution component will generally be taxable in the year in which the security holder is entitled to receive the distribution.

For the purpose of our reports foreign dividends, foreign interest, passive foreign income and other foreign income have all been entered under the heading "Foreign Income". Any associated tax offsets have been entered under the heading "Foreign Tax Credits".

iv) Treatment of tax deferred amounts from trusts and managed funds

Tax deferred payments from trusts or managed funds do not contribute to assessable income. We have accounted for tax deferred amounts by adjusting the cost base or reduced cost base of your units for the tax deferred component of distributions you have received. If the tax deferred amount is greater than the cost base of your units, you need to include the excess as a capital gain.

Corporate Actions Appendix - Financial Year Ending 30 June 2023

For information purposes we have included the treatment(s) that have been used to reflect mainstream corporate activity within the financial year ending 30 June 2023. Please note that this may not be applicable to your investments. If these corporate activities do not apply to you please disregard this Appendix .

v) Treatment of Returns of Capital

Return of capital amounts are generally not treated as assessable income. We have accounted for Return of Capital amounts by adjusting the cost base or reduced cost base of your shares or units for the Return of Capital amounts received. If the Return of Capital amount is greater than the cost base of your units, you need to include the excess as a capital gain.

vi) Retail premiums paid to shareholders where entitlements are not taken up or are not available.

The Australian Taxation Office (“ATO”) has issued Taxation Ruling TR 2017/4 dealing with taxation of rights granted, and retail premiums paid, to retail shareholders in connection with renounceable rights offers. The ruling is applicable where a shareholder was offered share entitlements which were not taken up and which expired, or when a shareholder was not offered share entitlements, and a retail premium was paid in respect of entitlements sold in the retail bookbuild process.

We have treated the retail premiums paid to shareholders for unexercised security entitlements as capital proceeds, in line with Part A of the ruling. These capital proceeds are eligible for the CGT discount where the eligible shareholders original shares have been held for 12 months or more.

However, shareholders who received a retail premium as described above should seek their own tax advice on the Australian taxation treatment of the retail premium in their income tax returns.

vii) Treatment of CGT rollover on Schemes of Arrangement

The methodology used in apportioning cost bases in schemes and takeovers where CGT rollover has been assumed is the relative value method. The values used in the relative value method are company or ATO provided values when available. If no value or price has been published the volume weighted average price (VWAP) of the securities traded on the ASX on the implementation date is used as a reasonable estimate.

viii) Treatment of Bonus Share Plans

Bonus shares issued under Bonus Share Plans have not been treated as income and not subject to imputation. Such ordinary shares are regarded as having been acquired at the same time as the existing holding for no extra cost and the cost of the existing holding then becomes the cost of the aggregate of the existing holding and the new ordinary shares. Shareholders are advised to seek independent tax advice to determine the potential impact of the bonus share plans.

ix) Managed Funds - AET and HUB Platform Holdings

Components reported may be different based on each custodian's method of calculating the underlying components associated with each investment and the methodology used by them to reconcile to the Fund Manager Statements issued for their particular holding.

Corporate Actions Appendix - Financial Year Ending 30 June 2023

For information purposes we have included the treatment(s) that have been used to reflect mainstream corporate activity within the financial year ending 30 June 2023. Please note that this may not be applicable to your investments. If these corporate activities do not apply to you please disregard this Appendix .

Section 4: Additional Information

31 December 2022 Financial Year End

Where an entity has a Financial Year End 31 December 2022, your 2023 Annual Tax Report will include the distributions that fall within the calendar year ended 31 December 2022.

Non-Residents of Australia for Tax Purposes

The Australian Federal Government enacted a Non-Resident Withholding Tax regime also referred to as 12H Withholding tax. Foreign investors receiving distributions as “*Other Income*” may be able to claim a credit for the amount of tax withheld when they lodge an *Australian income tax return* in respect of their final tax liability. Please contact our office if you would like further information as to whether this may be applicable for you.

This information does not take into account your overall individual taxation circumstances and has been provided to assist you in completing your tax obligations. It is not advice. To determine whether this is applicable to you, please contact your financial accountant or tax adviser.

Listed Investment Company Capital Gain Information

If you received a distribution as a Listed Investment Company (“LIC”) Capital Gain, are an Australian resident (except complying Superannuation entity) or resident partnership for taxation purposes, you may be entitled to a deduction which you may be able to claim in your tax return.

This information does not take into account your overall individual taxation circumstances and has been provided to assist you in completing your tax obligations. It is not advice. To determine whether this is applicable to you, please contact your accountant or tax adviser.

Exploration Development Incentive Credits (EDI Credits)

The Exploration Development Incentive Credits have been entered as Franking Credits. The correct tax treatment will however be dependent on the type of entity the shares have been registered under. Shareholders are strongly advised to obtain professional advice on the taxation of these credits. For further information, please refer to the ATO guide.

<https://www.ato.gov.au/Business/Exploration-Development-Incentive/What-to-do-when-you-receive-exploration-credits>

Bonds

Bond transactions are not captured in the realised CGT report and are captured in the Transaction Statement. Please refer to the Bond transactions contained in this report to calculate any realised positions.

If you require further transaction information for Bond purchases recorded outside of the current financial year, please contact your Adviser.

Corporate Actions Appendix - Financial Year Ending 30 June 2023

For information purposes we have included the treatment(s) that have been used to reflect mainstream corporate activity within the financial year ending 30 June 2023. Please note that this may not be applicable to your investments. If these corporate activities do not apply to you please disregard this Appendix .

Section 5: Issuer Annual Tax Statements Yet to Be Received at 30th September 2023

As at the 30th of September 2023, the following companies, trusts, managed funds and unlisted securities/funds have not released a 2023 annual tax statement, and/or have not provided tax component information via company websites.

- 114 Albert Fund - Unlisted Units (114ALBERT.UNL)
- Abacus Group (ABG.ASX)
- Arena REIT (ARF.ASX)
- Elanor Commercial Property Fund (ECF.ASX)
- Elanor Hotel Accomodation Fund - Unlisted Units (EHAF.UNL)
- StoreInvest Property Trust Enhanced Income Fund No. 1 (EIF1.UNL)
- India Avenue Equity Fund - Retail Class (ETL0478AU.FND)
- Geometrica Fund - Founder Class - Lead Series (GEOMETRICA.UNL)
- Geometrica Fund - Founder Class - Series 17 (GEOMETRICA_AUG21.UNL)
- Antipodes Global Fund - (Class P) (IOF0045AU.FND)
- Mandurah Shopping Centre Unit Trust (MANDURAH.UNL)
- Munro Concentrated Global Growth (MCGG.AXW)
- Magellan Global Fund (MGE0001AU.FND)
- Vicinity Centres (VCX.ASX)

If you derived income from any of the above assets, you will receive an updated annual tax report when the issuer annual tax statements and tax component information have been received and the information has been updated on our reporting platform.

Disclaimer:

For information purposes we have included the Portfolio Services platform treatment(s) that have been used to reflect mainstream corporate activity within the financial year ending 30 June 2023. Please note that this information may not be applicable to your particular investments and associated Portfolio Service tax reports. If these corporate activities do not apply to you then please disregard this Appendix. While Ord Minnett believes that the information contained herein is reliable, no warranty is given as to its accuracy or the accuracy of information or material from other sources. Persons relying on this information do so at their own risk. Accordingly if this information is applicable to your investments then you should satisfy yourself as to the correctness or otherwise of the information provided and independent taxation advice should be sought pertaining to your individual situation.

ClearView LifeSolutions

Policy details

Policy number	514676097	Linked policy number	
Owner(s)	Mirraweena Pty Ltd A T F Mirraweena Super Fund	Adviser name	Unadvised Policies
Policy start date	16 May 2017	Adviser sales code	XP181194
Policy status	In-Force	Adviser Authority	No

Billing details

Instalment premium	\$4,907.87
Frequency	Yearly
Paid to date	16 May 2024
Payment method	Direct Debit
Account name	Mirraweena Super Fund
Account number	96XXXX88 (182-512)

Annual premium details

Policy fee	\$0.00
Stamp duty	\$161.58
Total premium	\$4,907.87

Policy owner details for Mirraweena Pty Ltd A T F Mirraweena Super Fund

Address	Date Of Birth	Mobile	Email
520 Oxford St C/ Suite 2104 Tower 1 Bondi Junction NSW 2022		0422878156	emma@sunnyjim.com.au

Person insured Emma Hancock (04 Sep 1982, Female, Non Smoker)

Benefit	Benefit Amount	Premium Type	Benefit Payment Type (IP)	Waiting Period (IP)	Benefit Period (IP)	Instalment Premium	Index. Benefit	Premium Status
Life Cover	\$2,064,319	Stepped	N/A	N/A	N/A	\$793.07	Yes	Current
TPD Cover (Any) linked to Life Cover	\$2,064,319	Stepped	N/A	N/A	N/A	\$721.55	Yes	Current
Income Protection Cover	\$6,878	Stepped	Agreed Value	30 days	To Age 65	\$3,393.25	Yes	Current

Nominated beneficiaries

No nominated beneficiaries

Need help?

Your Adviser	Unadvised Policies 13 29 79 distributionteam@clearview.com.au
Customer Service Centre	132 979 8am to 7pm (Sydney time), Monday to Friday life@clearview.com.au

Not all details of your policy are listed in this document. For full details, please refer to your most recent policy certificate.

Client name	MIRRAWEEENA SUPER FUND	Fin Accounts Prepared by	TANIA CARTER
Client code	MIRRASF	Date prepared	17-Nov-2023
Year ended	30-Jun-2023	Reivewed by	
SRN/HIN	Ords X0061601724 Bell Direct X0112081178	Partner/Director	
Postcode	Ords 2001 Bell Direct 2120	Back to Cover	

Objective To ensure benefits paid were in accordance with condition of release of the trust deed and stated correctly

Benefits Paid

- Documentation of conditions of release were obtained and agreed to trust deed and SIS Act/Regulations.
 Prior year member statements were reviewed and benefit payments were found to be reasonable.
 Confirmed benefit paid with exited member (if applicable).
 Confirmed minimum pension standards were met.

Pensions commenced during the financial year

Confirmed accounts were drawn up correctly up to commencement date for a new account based pension.

Commencement of account based pension was documented in the minutes of the fund (including reversionary beneficiary where applicable).

PAYG withholding was registered correctly and correct amounts were withheld taking into account tax free amounts and tax offsets (pension member under 60 years).

For transition to retirement pension, ensure that maximum pension amount is 10% only.

(need to register for PAYG withholding if member has been paid a pension prior to turning 60).

- Reviewed accounts and there were no transfers out during the year.