



Financial statements and reports for the year ended
30 June 2015

Luxury Portraits Superannuation Fund

Operating Statement

For the year ended 30 June 2015



	Note	2015 \$	2014 \$
Income			
Investment Income			
Dividends Received	3	341	0
Interest Received		3,837	4,673
Investment Gains			
Changes in Market Movement	4	12,896	0
Contribution Income			
Employer Contributions		27,602	50,000
Personal Non Concessional		0	361
Total Income		<u>44,676</u>	<u>55,034</u>
Expenses			
Accountancy Fees		0	2,108
ATO Supervisory Levy		0	321
Auditor's Remuneration		0	759
ASIC Fees		44	0
Advisor Fees		8,900	0
Bank Charges		225	60
Member Payments			
Life Insurance Premiums		15,446	2,236
Pensions Paid		3,500	1,709
Total Expenses		<u>28,115</u>	<u>7,193</u>
Benefits accrued as a result of operations before income tax		<u>16,560</u>	<u>47,840</u>
Income Tax Expense		1,229	7,344
Benefits accrued as a result of operations		<u>15,331</u>	<u>40,496</u>

The accompanying notes form part of these financial statements.

Refer to compilation report

Luxury Portraits Superannuation Fund
Statement of Financial Position

As at 30 June 2015



	Note	2015 \$	2014 \$
Assets			
Investments			
Shares in Listed Companies (Overseas)	2	146,564	0
Total Investments		<u>146,564</u>	<u>0</u>
Other Assets			
CBA Cash Investment Account		19,216	268,684
SAXO Capital Markets		116,598	0
Total Other Assets		<u>135,814</u>	<u>268,684</u>
Total Assets		<u>282,378</u>	<u>268,684</u>
Less:			
Liabilities			
Income Tax Payable		6,041	7,344
PAYG Payable		2,532	0
Sundry Creditors		0	2,867
Total Liabilities		<u>8,573</u>	<u>10,211</u>
Net assets available to pay benefits		<u>273,805</u>	<u>258,473</u>
Represented by:			
Liability for accrued benefits allocated to members' accounts			
De Paola, Robert - Accumulation		170,304	158,392
De Paola, Julie - Accumulation		25,768	21,228
De Paola, Julie - Pension (Transition to Retirement Pension 2)		77,733	78,853
Total Liability for accrued benefits allocated to members' accounts		<u>273,805</u>	<u>258,473</u>

The accompanying notes form part of these financial statements.

Refer to compilation report

Luxury Portraits Superannuation Fund

Notes to the Financial Statements

For the year ended 30 June 2015

Note 1: Summary of Significant Accounting Policies

The trustees have prepared the financial statements on the basis that the superannuation fund is a non-reporting entity because there are no users dependent on general purpose financial statements. The financial statements are therefore special purpose financial statements that have been prepared in order to meet the requirements of the Superannuation Industry (Supervision) Act 1993 and accompanying Regulations, the trust deed of the fund and the needs of members.

The financial statements have also been prepared on a cash basis and are based on historical costs, except for investments, which have been measured at market values.

The following significant accounting policies, which are consistent with the policies applied in the previous period unless otherwise stated, have been adopted in the preparation of the financial statements.

The financial statements were authorised for issue by the Director(s).

a. Measurement of Investments

The fund initially recognises:

- (i) an investment when it controls the future economic benefits expected to flow from the asset. For financial assets, the trade date is considered the date on which control of the future economic benefits attributable to the asset passes to the fund; and
- (ii) a financial liability on the date it becomes a party to the contractual provisions of the instrument.

Investments of the fund have been measured at their market values, which is the amount that a willing buyer of the asset could reasonably be expected to pay to acquire the asset from a willing seller if the following assumptions were made:

- that the buyer and the seller deal with each other at arm's length in relation to the sale;
- that the sale occurred after proper marketing of the asset; and
- that the buyer and the seller acted knowledgeably and prudentially in relation to the sale.

Market values have been determined as follows:

- (i) shares and other securities listed on the Australian Securities Exchange by reference to the relevant market quotations at the end of the reporting period;
- (ii) units in managed funds by reference to the unit redemption price at the end of the reporting period;
- (iii) fixed-interest securities by reference to the redemption price at the end of the reporting period;
- (iv) unlisted investments are stated at trustees' assessment based on estimated market value at balance date or where necessary, an external valuer's opinion; and
- (v) investment properties at trustees' assessment of market value or where necessary a qualified independent valuer's opinion at the end of reporting period.

Financial liabilities, such as trade creditors and other payables, are measured at the gross value of the outstanding balance at the reporting date. The trustees have determined that the gross values of the fund's financial liabilities are equivalent to their market values. Any remeasurement changes in the gross values of non-current financial liabilities (including liabilities for members' accrued benefits) are recognised in the operating statement in the periods in which they occur.

b. Cash and Cash Equivalents

Cash and cash equivalents include cash on hand and at call, deposits with banks and short-term, highly liquid investments that are readily convertible to cash and are subject to an insignificant risk of change in value.

c. Revenue

Revenue is recognised at the fair value of the consideration received or receivable.

Interest revenue

Interest revenue is recognised in respect of fixed-interest securities, and cash and cash equivalent balances. Interest revenue is recognised upon receipt.

Luxury Portraits Superannuation Fund

Notes to the Financial Statements

For the year ended 30 June 2015

Dividend revenue

Dividend revenue is recognised when the dividend has been paid or, in the case of dividend reinvestment schemes, when the dividend is credited to the benefit of the fund.

Rental revenue

Rental revenue arising from operating leases on investment properties is recognised upon receipt.

Distribution revenue

Distributions from unit trusts and managed funds are recognised as at the date the unit value is quoted ex-distribution and if not received at the end of the reporting period, are reflected in the statement of financial position as a receivable at market value.

Remeasurement changes in market values

Remeasurement changes in the market values of assets are recognised as income and are determined as the difference between the market value at year-end or consideration received (if sold during the year) and the market value as at the prior year-end or cost (if the investment was acquired during the period).

d. Liability for Accrued Benefits

The liability for accrued benefits represents the fund's present obligation to pay benefits to members and beneficiaries and has been calculated as the difference between the carrying amount of the assets and the carrying amount of the other payables and income tax liabilities as at the end of the reporting period.

e. Critical Accounting Estimates and Judgements

The preparation of financial statements requires the trustees to make judgements, estimates and assumptions that affect the application of accounting policies and the reported amounts of assets and liabilities, income and expenses. Actual results may differ from these estimates.

Estimates and underlying assumptions are reviewed on an ongoing basis. Revisions to accounting estimates are recognised in the period in which the estimate is revised and in any future period affected.

Note 2: Shares in Listed Companies (Overseas)

	2015 \$	2014 \$
EPAM Systems, Inc.	17,005	0
Facebook, Inc.	16,973	0
Gilead Sciences, Inc.	7,318	0
Horizon Pharma plc	19,179	0
Lithia Motors, Inc.	7,929	0
Norwegian Cruise Line Holdings Ltd.	16,710	0
NXP Semiconductors N.V.	8,311	0
Skechers U.S.A., Inc.	18,377	0
Skyworks Solutions, Inc.	10,166	0
Gentherm Inc	24,595	0
	146,563	0

Refer to compilation report

Luxury Portraits Superannuation Fund

Notes to the Financial Statements

For the year ended 30 June 2015

Note 3: Dividends

	2015 \$	2014 \$
Analog Devices, Inc.	71	0
Apple Inc.	39	0
Broadcom Limited	99	0
Gilead Sciences, Inc.	19	0
Lithia Motors, Inc.	18	0
Microsoft Corporation	72	0
Skyworks Solutions, Inc.	18	0
Southwest Airlines Company	6	0
	<hr/> 342	<hr/> 0

Note 4: Unrealised Movements in Market Value

	2015 \$	2014 \$
Shares in Listed Companies (Overseas)		
EPAM Systems, Inc.	561	0
Facebook, Inc.	677	0
Gentherm Inc	5,247	0
Gilead Sciences, Inc.	1,236	0
Horizon Pharma plc	3,294	0
Lithia Motors, Inc.	1,441	0
NXP Semiconductors N.V.	2,019	0
Norwegian Cruise Line Holdings Ltd.	933	0
Skechers U.S.A., Inc.	2,379	0
Skyworks Solutions, Inc.	4,030	0
	<hr/> 21,817	<hr/> 0
Total Unrealised Movement	<hr/> 21,817	<hr/> 0

Luxury Portraits Superannuation Fund

Notes to the Financial Statements

For the year ended 30 June 2015

Realised Movements in Market Value

	2015 \$	2014 \$
Shares in Listed Companies (Overseas)		
Activision Blizzard, Inc	(370)	0
Alaska Air Group, Inc.	(1,046)	0
American Airlines Group, Inc.	139	0
Analog Devices, Inc.	(256)	0
Apple Inc.	503	0
Astronics Corporation	(1,991)	0
Broadcom Limited	2,481	0
Celgene Corporation	363	0
Cognizant Technology Solutions Corporation	(146)	0
Dycom Industries, Inc.	(254)	0
Facebook, Inc.	419	0
Gamestop Corporation	(329)	0
Gentherm Inc	(479)	0
ICON plc	(1,513)	0
IPG Photonics Corporation	(1,996)	0
Inphi Corporation	749	0
Jazz Pharmaceuticals plc	(617)	0
JetBlue Airways Corporation	(2,014)	0
Lithia Motors, Inc.	235	0
MACOM Technology Solutions Holdings, Inc.	(1,426)	0
Mallinckrodt plc	2,329	0
Methode Electronics, Inc.	(531)	0
Michael Kors Holdings Limited	(711)	0
Microsemi Corporation	(1,186)	0
Microsoft Corporation	(802)	0
Mohawk Industries, Inc.	978	0
QUALCOMM Incorporated	(251)	0
Salix Pharmaceuticals Ltd	3,679	0
Southwest Airlines Company	(1,716)	0

Refer to compilation report

Luxury Portraits Superannuation Fund

Notes to the Financial Statements

For the year ended 30 June 2015

Spirit Airlines, Inc.	(925)	0
Super Micro Computer, Inc.	(206)	0
Synaptics Incorporated	453	0
Synchronoss Technologies, Inc.	(1,570)	0
United Rentals, Inc.	(913)	0
	<hr/>	<hr/>
	(8,920)	0
	<hr/>	<hr/>
Total Realised Movement	(8,920)	0
	<hr/>	<hr/>
Total Market Movement	12,897	0
	<hr/>	<hr/>

Luxury Portraits Superannuation Fund
Luxury Portraits TC Pty Ltd ACN: 159073382
Trustees Declaration

The directors of the trustee company have determined that the fund is not a reporting entity and that the special purpose financial statements should be prepared in accordance with the accounting policies described in Note 1 to the financial statements.

In the opinion of the directors of the trustee company:

- (i) the financial statements and notes to the financial statements for the year ended 30 June 2015 present fairly, in all material respects, the financial position of the superannuation fund at 30 June 2015 and the results of its operations for the year then ended in accordance with the accounting policies described in Note 1 to the financial statements;
- (ii) the financial statements and notes to the financial statements have been prepared in accordance with the requirements of the trust deed; and
- (iii) the operation of the superannuation fund has been carried out in accordance with its trust deed and in compliance with the requirements of the Superannuation Industry (Supervision) Act 1993 and associated Regulations during the year ended 30 June 2015.

Signed in accordance with a resolution of the directors of the trustee company by:

.....
Robert De Paola
Luxury Portraits TC Pty Ltd
Director

.....
Julie De Paola
Luxury Portraits TC Pty Ltd
Director

Dated this day of



Member's Statements for the year ended 30th June
2015

Fund Name: Luxury Portraits Superannuation Fund

Prepared for: Luxury Portraits TC Pty Ltd

Members Statement

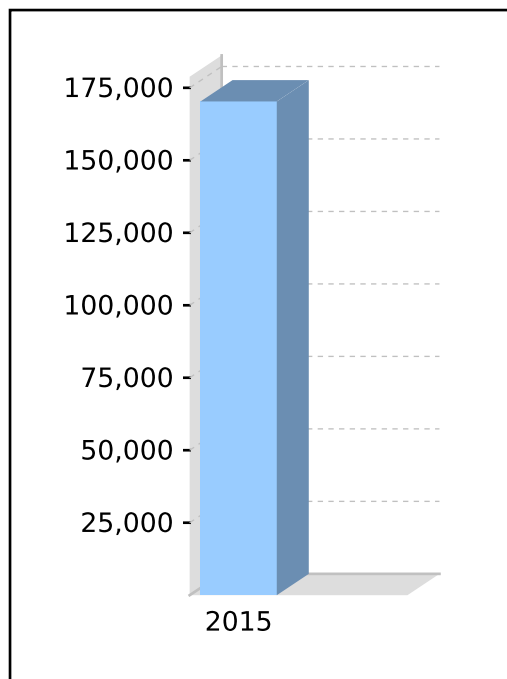
Robert De Paola
 30 Clarkson Place
 KENMORE HILLS, Victoria, 4069, Australia

Your Details

Date of Birth :	21/02/1962	Nominated Beneficiaries	N/A
Age:	53	Vested Benefits	170,303
Tax File Number:	Provided	Total Death Benefit	170,303
Date Joined Fund:	01/07/2012		
Service Period Start Date:			
Date Left Fund:			
Member Code:	ROBDE 00001A		
Account Start Date	01/07/2012		
Account Type:	Accumulation		
Account Description:	Accumulation		

Your Balance

Total Benefits	170,303
<u>Preservation Components</u>	
Preserved	170,303
Unrestricted Non Preserved	
Restricted Non Preserved	
<u>Tax Components</u>	
Tax Free	180
Taxable	170,123



Your Detailed Account Summary

	This Year
Opening balance at 01/07/2014	158,393
<u>Increases to Member account during the period</u>	
Employer Contributions	13,801
Personal Contributions (Concessional)	
Personal Contributions (Non Concessional)	
Government Co-Contributions	
Other Contributions	
Proceeds of Insurance Policies	
Transfers In	
Net Earnings	4,896
Internal Transfer In	
<u>Decreases to Member account during the period</u>	
Pensions Paid	
Contributions Tax	2,070
Income Tax	(1,368)
No TFN Excess Contributions Tax	
Excess Contributions Tax	
Refund Excess Contributions	
Division 293 Tax	
Insurance Policy Premiums Paid	6,085
Management Fees	
Member Expenses	
Benefits Paid/Transfers Out	
Superannuation Surcharge Tax	
Internal Transfer Out	
Closing balance at 30/06/2015	170,303

Members Statement

Julie De Paola
 30 Clarkson Place
 KENMORE HILLS, Victoria, 4069, Australia

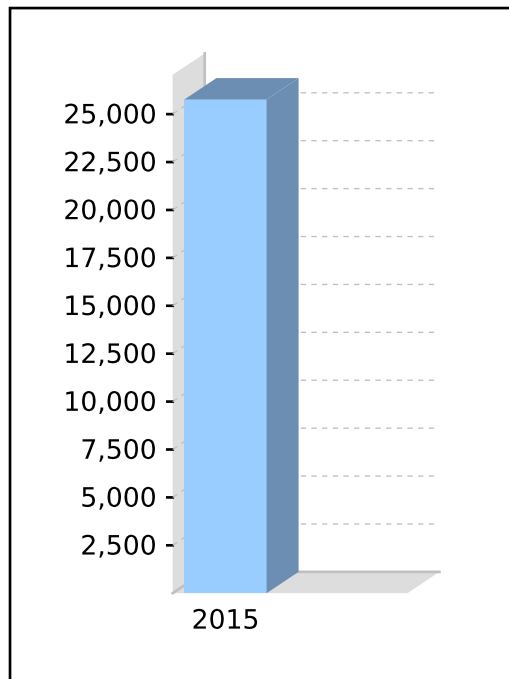
Your Details

Date of Birth : 07/07/1957
 Age: 57
 Tax File Number: Provided
 Date Joined Fund: 01/07/2012
 Service Period Start Date:
 Date Left Fund:
 Member Code: JULDE 00001A
 Account Start Date 01/07/2012
 Account Type: Accumulation
 Account Description: Accumulation

Nominated Beneficiaries N/A
 Vested Benefits 25,768
 Total Death Benefit 25,768

Your Balance

Total Benefits	25,768
<u>Preservation Components</u>	
Preserved	25,768
Unrestricted Non Preserved	
Restricted Non Preserved	
<u>Tax Components</u>	
Tax Free	180
Taxable	25,588



Your Detailed Account Summary

	This Year
Opening balance at 01/07/2014	21,228
<u>Increases to Member account during the period</u>	
Employer Contributions	13,801
Personal Contributions (Concessional)	
Personal Contributions (Non Concessional)	
Government Co-Contributions	
Other Contributions	
Proceeds of Insurance Policies	
Transfers In	
Net Earnings	701
Internal Transfer In	
<u>Decreases to Member account during the period</u>	
Pensions Paid	
Contributions Tax	2,070
Income Tax	(1,469)
No TFN Excess Contributions Tax	
Excess Contributions Tax	
Refund Excess Contributions	
Division 293 Tax	
Insurance Policy Premiums Paid	9,361
Management Fees	
Member Expenses	
Benefits Paid/Transfers Out	
Superannuation Surcharge Tax	
Internal Transfer Out	
Closing balance at 30/06/2015	25,768

Members Statement

Julie De Paola
 30 Clarkson Place
 KENMORE HILLS, Victoria, 4069, Australia

Your Details

Date of Birth : 07/07/1957
 Age: 57
 Tax File Number: Provided
 Date Joined Fund: 01/07/2012
 Service Period Start Date:
 Date Left Fund:
 Member Code: DE JUL00005P
 Account Start Date 23/02/2014
 Account Type: Pension
 Account Description: Transition to Retirement

Nominated Beneficiaries N/A
 Vested Benefits 77,733
 Total Death Benefit 77,733

Your Balance

Total Benefits 77,733

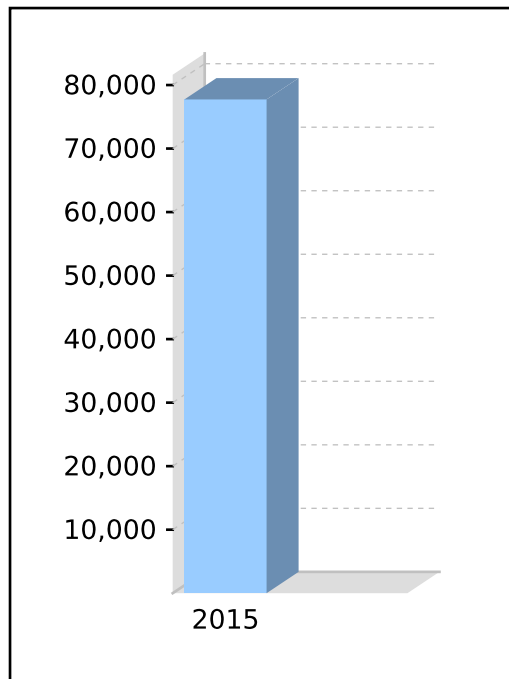
Preservation Components

Preserved 77,733

Unrestricted Non Preserved
 Restricted Non Preserved

Tax Components

Tax Free (0.00%)
 Taxable 77,733



Your Detailed Account Summary

	This Year
Opening balance at 01/07/2014	78,853
<u>Increases to Member account during the period</u>	
Employer Contributions	
Personal Contributions (Concessional)	
Personal Contributions (Non Concessional)	
Government Co-Contributions	
Other Contributions	
Proceeds of Insurance Policies	
Transfers In	
Net Earnings	2,381
Internal Transfer In	
<u>Decreases to Member account during the period</u>	
Pensions Paid	3,500
Contributions Tax	
Income Tax	
No TFN Excess Contributions Tax	
Excess Contributions Tax	
Refund Excess Contributions	
Division 293 Tax	
Insurance Policy Premiums Paid	
Management Fees	
Member Expenses	
Benefits Paid/Transfers Out	
Superannuation Surcharge Tax	
Internal Transfer Out	
Closing balance at 30/06/2015	77,734



Investment reports for the year ended 30th June 2015

Fund Name: Luxury Portraits Superannuation Fund

Prepared for: Luxury Portraits TC Pty Ltd

Luxury Portraits Superannuation Fund

Investment Summary with Market Movement

As at 30 June 2015

Investment	Units	Market Price	Market Value	Average Cost	Accounting Cost	Unrealised		Realised Movement	
						Overall	Current Year		
MSCC.NDQ	Microsemi Corporation	0.00	45.507813	0.00	0.00	0.00	0.00	(1,186.35)	
MSFT.NDQ	Microsoft Corporation	0.00	57.486979	0.00	0.00	0.00	0.00	(801.70)	
MHK.NYE	Mohawk Industries, Inc.	0.00	0.000000	0.00	0.00	0.00	0.00	978.06	
NXPI.NDQ	NXP Semiconductors N.V.	65.00	127.864583	8,311.20	96.80	6,292.10	2,019.10	2,019.10	0.00
NCLH.NDQ	Norwegian Cruise Line Holdings Ltd.	229.00	72.968750	16,709.84	68.89	15,776.84	933.00	933.02	0.00
QCOM.NDQ	QUALCOMM Incorporated	0.00	81.549479	0.00	0.00	0.00	0.00	0.00	(251.15)
SLXP.NX	Salix Pharmaceuticals Ltd	0.00	0.000000	0.00	0.00	0.00	0.00	0.00	3,678.73
SKX.NYE	Skechers U.S.A., Inc.	129.00	142.460000	18,377.34	124.02	15,998.15	2,379.19	2,379.19	0.00
SWKS.NDQ	Skyworks Solutions, Inc.	75.00	135.546875	10,166.02	81.82	6,136.41	4,029.61	4,029.61	0.00
LUV.NYE	Southwest Airlines Company	0.00	0.000000	0.00	0.00	0.00	0.00	0.00	(1,716.08)
SAVE.NDQ	Spirit Airlines, Inc.	0.00	80.859375	0.00	0.00	0.00	0.00	0.00	(924.83)
SMCI.NDQ	Super Micro Computer, Inc.	0.00	38.515625	0.00	0.00	0.00	0.00	0.00	(206.19)
SYNA.NDQ	Synaptics Incorporated	0.00	112.942708	0.00	0.00	0.00	0.00	0.00	452.51
SNCR.NDQ	Synchronoss Technologies, Inc.	0.00	59.544271	0.00	0.00	0.00	0.00	0.00	(1,570.46)
URI.NYE	United Rentals, Inc.	0.00	0.000000	0.00	0.00	0.00	0.00	0.00	(912.79)
					146,563.81	124,747.27	21,816.54	21,816.59	(8,920.89)
					282,377.47	260,560.93	21,816.54	21,816.59	(8,920.89)

Luxury Portraits Superannuation Fund Investment Movement Report

As at 30 June 2015

Investment	Opening Balance		Additions		Disposals			Closing Balance		
	Units	Cost	Units	Cost	Units	Cost	Accounting Profit/(Loss)	Units	Cost	Market Value
Dycom Industries, Inc.			196.00	15,757.09	(196.00)	(15,757.09)	(145.84)		0.00	
EPAM Systems, Inc.			222.00	13,141.46	(222.00)	(13,141.46)	(254.48)		0.00	
Facebook, Inc.			184.00	16,444.76				184.00	16,444.76	17,005.28
Gamestop Corporation			217.00	22,148.62	(65.00)	(5,851.79)	418.89	152.00	16,296.83	16,973.34
Gentherm Inc			115.00	5,070.60	(115.00)	(5,070.60)	(328.75)		0.00	
Gilead Sciences, Inc.			459.00	24,633.70	(115.00)	(5,285.72)	(479.09)	344.00	19,347.98	24,595.11
Horizon Pharma plc			48.00	6,081.25				48.00	6,081.25	7,317.50
ICON plc			424.00	15,885.47				424.00	15,885.47	19,179.39
Inphi Corporation			146.00	13,137.51	(146.00)	(13,137.51)	(1,512.79)		0.00	
IPG Photonics Corporation			545.00	15,586.30	(545.00)	(15,586.30)	749.26		0.00	
Jazz Pharmaceuticals plc			126.00	16,109.58	(126.00)	(16,109.58)	(1,996.14)		0.00	
JetBlue Airways Corporation			30.00	6,424.64	(30.00)	(6,424.64)	(617.49)		0.00	

Luxury Portraits Superannuation Fund
Investment Movement Report

As at 30 June 2015

Investment	Opening Balance		Additions		Disposals			Closing Balance		
	Units	Cost	Units	Cost	Units	Cost	Accounting Profit/(Loss)	Units	Cost	Market Value
Lithia Motors, Inc.			582.00	16,013.62	(582.00)	(16,013.62)	(2,013.72)		0.00	
MACOM Technology Solutions Holdings, Inc.			119.00	12,587.13	(65.00)	(6,099.65)	235.48	54.00	6,487.48	7,928.82
Mallinckrodt plc			302.00	16,286.00	(302.00)	(16,286.00)	(1,426.42)		0.00	
Methode Electronics, Inc.			136.00	19,082.73	(136.00)	(19,082.73)	2,329.42		0.00	
Michael Kors Holdings Limited			130.00	6,084.84	(130.00)	(6,084.84)	(531.37)		0.00	
Microsemi Corporation			64.00	6,032.78	(64.00)	(6,032.78)	(711.38)		0.00	
Microsoft Corporation			295.00	13,189.60	(295.00)	(13,189.60)	(1,186.35)		0.00	
Mohawk Industries, Inc.			257.00	15,778.93	(257.00)	(15,778.93)	(801.70)		0.00	
Norwegian Cruise Line Holdings Ltd.			32.00	6,063.77	(32.00)	(6,063.77)	978.06		0.00	
NXP Semiconductors N.V.			229.00	15,776.84				229.00	15,776.84	16,709.86
QUALCOMM Incorporated			65.00	6,292.10				65.00	6,292.10	8,311.20
Salix Pharmaceuticals Ltd			69.00	6,163.88	(69.00)	(6,163.88)	(251.15)		0.00	

Luxury Portraits Superannuation Fund Investment Movement Report

As at 30 June 2015

Investment	Opening Balance		Additions		Disposals			Closing Balance		Market Value
	Units	Cost	Units	Cost	Units	Cost	Accounting Profit/(Loss)	Units	Cost	
			44.00	6,291.11	(44.00)	(6,291.11)	3,678.73		0.00	
Skechers U.S.A., Inc.										
			129.00	15,998.15				129.00	15,998.15	18,377.34
Skyworks Solutions, Inc.										
			75.00	6,136.41				75.00	6,136.41	10,166.02
Southwest Airlines Company										
			342.00	19,260.56	(342.00)	(19,260.56)	(1,716.08)		0.00	
Spirit Airlines, Inc.										
			60.00	5,967.30	(60.00)	(5,967.30)	(924.83)		0.00	
Super Micro Computer, Inc.										
			143.00	6,211.47	(143.00)	(6,211.47)	(206.19)		0.00	
Synaptics Incorporated										
			137.00	12,414.69	(137.00)	(12,414.69)	452.51		0.00	
Synchronoss Technologies, Inc.										
			257.00	16,518.47	(257.00)	(16,518.47)	(1,570.46)		0.00	
United Rentals, Inc.										
			121.00	15,496.89	(121.00)	(15,496.89)	(912.79)		0.00	
				508,912.81		(384,165.54)	(8,920.89)		124,747.27	146,563.86
	268,684.24			1,163,069.24		(1,171,192.55)	(8,920.89)		260,560.93	282,377.52

Luxury Portraits Superannuation Fund

Realised Capital Gains Report



For the period: 1 July 2014 to 30 June 2015

Investment	Accounting Treatment					Tax Treatment						
	Date	Units	Cost	Proceeds	Accounting Profit/(Loss)	Adjusted Cost Base	Reduced Cost Base	Indexed Cost Base	Indexed Gains	Discounted Gains (Gross)	Other Gains	Capital Loss
Shares in Listed Companies (Overseas)												
Activision Blizzard, Inc												
	15/12/2014	230.00	5,956.03	5,586.43	(369.60)	5,956.03	5,956.03	0.00	0.00	0.00	0.00	(369.60)
		230.00	5,956.03	5,586.43	(369.60)	5,956.03	5,956.03	0.00	0.00	0.00	0.00	(369.60)
Alaska Air Group, Inc.												
	07/04/2015	149.00	13,170.61	12,124.63	(1,045.98)	13,170.61	13,170.61	0.00	0.00	0.00	0.00	(1,045.98)
		149.00	13,170.61	12,124.63	(1,045.98)	13,170.61	13,170.61	0.00	0.00	0.00	0.00	(1,045.98)
American Airlines Group, Inc.												
	13/01/2015	100.00	5,968.90	6,108.39	139.49	5,968.90	5,968.90	0.00	0.00	0.00	139.49	0.00
		100.00	5,968.90	6,108.39	139.49	5,968.90	5,968.90	0.00	0.00	0.00	139.49	0.00
Analog Devices, Inc.												
	30/06/2015	195.00	16,445.31	16,189.43	(255.88)	16,445.31	16,445.31	0.00	0.00	0.00	0.00	(255.88)
		195.00	16,445.31	16,189.43	(255.88)	16,445.31	16,445.31	0.00	0.00	0.00	0.00	(255.88)
Apple Inc.												
	16/12/2014	43.00	5,992.17	5,577.93	(414.24)	5,992.17	5,992.17	0.00	0.00	0.00	0.00	(414.24)
	30/06/2015	44.00	6,201.96	7,119.48	917.52	6,201.96	6,201.96	0.00	0.00	0.00	917.52	0.00
		87.00	12,194.13	12,697.41	503.28	12,194.13	12,194.13	0.00	0.00	0.00	917.52	(414.24)
Astronics Corporation												
	06/05/2015	133.00	13,162.14	11,171.30	(1,990.84)	13,162.14	13,162.14	0.00	0.00	0.00	0.00	(1,990.84)
		133.00	13,162.14	11,171.30	(1,990.84)	13,162.14	13,162.14	0.00	0.00	0.00	0.00	(1,990.84)

Luxury Portraits Superannuation Fund
Realised Capital Gains Report

For the period: 1 July 2014 to 30 June 2015

Investment	Accounting Treatment					Tax Treatment						
	Date	Units	Cost	Proceeds	Accounting Profit/(Loss)	Adjusted Cost Base	Reduced Cost Base	Indexed Cost Base	Indexed Gains	Discounted Gains (Gross)	Other Gains	Capital Loss
Shares in Listed Companies (Overseas)												
Broadcom Limited												
	30/04/2015	52.00	6,334.92	7,633.74	1,298.82	6,334.92	6,334.92	0.00	0.00	0.00	1,298.82	0.00
	30/06/2015	98.00	15,724.41	16,906.19	1,181.78	15,724.41	15,724.41	0.00	0.00	0.00	1,181.78	0.00
		150.00	22,059.33	24,539.93	2,480.60	22,059.33	22,059.33	0.00	0.00	0.00	2,480.60	0.00
Celgene Corporation												
	08/04/2015	43.00	5,888.11	6,250.82	362.71	5,888.11	5,888.11	0.00	0.00	0.00	362.71	0.00
		43.00	5,888.11	6,250.82	362.71	5,888.11	5,888.11	0.00	0.00	0.00	362.71	0.00
Cognizant Technology Solutions Corporation												
	30/06/2015	196.00	15,757.09	15,611.25	(145.84)	15,757.09	15,757.09	0.00	0.00	0.00	0.00	(145.84)
		196.00	15,757.09	15,611.25	(145.84)	15,757.09	15,757.09	0.00	0.00	0.00	0.00	(145.84)
Dycom Industries, Inc.												
	01/05/2015	222.00	13,141.46	12,886.98	(254.48)	13,141.46	13,141.46	0.00	0.00	0.00	0.00	(254.48)
		222.00	13,141.46	12,886.98	(254.48)	13,141.46	13,141.46	0.00	0.00	0.00	0.00	(254.48)
Facebook, Inc.												
	06/05/2015	65.00	5,851.79	6,270.68	418.89	5,851.79	5,851.79	0.00	0.00	0.00	418.89	0.00
		65.00	5,851.79	6,270.68	418.89	5,851.79	5,851.79	0.00	0.00	0.00	418.89	0.00
Gamestop Corporation												
	04/12/2014	115.00	5,070.60	4,741.85	(328.75)	5,070.60	5,070.60	0.00	0.00	0.00	0.00	(328.75)
		115.00	5,070.60	4,741.85	(328.75)	5,070.60	5,070.60	0.00	0.00	0.00	0.00	(328.75)

Luxury Portraits Superannuation Fund

Realised Capital Gains Report

For the period: 1 July 2014 to 30 June 2015

Investment	Accounting Treatment					Tax Treatment						
	Date	Units	Cost	Proceeds	Accounting Profit/(Loss)	Adjusted Cost Base	Reduced Cost Base	Indexed Cost Base	Indexed Gains	Discounted Gains (Gross)	Other Gains	Capital Loss
Shares in Listed Companies (Overseas)												
Gentherm Inc												
	04/12/2014	115.00	5,285.72	4,806.63	(479.09)	5,285.72	5,285.72	0.00	0.00	0.00	0.00	(479.09)
		115.00	5,285.72	4,806.63	(479.09)	5,285.72	5,285.72	0.00	0.00	0.00	0.00	(479.09)
ICON plc												
	30/04/2015	146.00	13,137.51	11,624.72	(1,512.79)	13,137.51	13,137.51	0.00	0.00	0.00	0.00	(1,512.79)
		146.00	13,137.51	11,624.72	(1,512.79)	13,137.51	13,137.51	0.00	0.00	0.00	0.00	(1,512.79)
IPG Photonics Corporation												
	01/05/2015	126.00	16,109.58	14,113.44	(1,996.14)	16,109.58	16,109.58	0.00	0.00	0.00	0.00	(1,996.14)
		126.00	16,109.58	14,113.44	(1,996.14)	16,109.58	16,109.58	0.00	0.00	0.00	0.00	(1,996.14)
Inphi Corporation												
	30/06/2015	545.00	15,586.30	16,335.56	749.26	15,586.30	15,586.30	0.00	0.00	0.00	749.26	0.00
		545.00	15,586.30	16,335.56	749.26	15,586.30	15,586.30	0.00	0.00	0.00	749.26	0.00
Jazz Pharmaceuticals plc												
	16/12/2014	30.00	6,424.64	5,807.15	(617.49)	6,424.64	6,424.64	0.00	0.00	0.00	0.00	(617.49)
		30.00	6,424.64	5,807.15	(617.49)	6,424.64	6,424.64	0.00	0.00	0.00	0.00	(617.49)
JetBlue Airways Corporation												
	09/06/2015	582.00	16,013.62	13,999.90	(2,013.72)	16,013.62	16,013.62	0.00	0.00	0.00	0.00	(2,013.72)
		582.00	16,013.62	13,999.90	(2,013.72)	16,013.62	16,013.62	0.00	0.00	0.00	0.00	(2,013.72)
Lithia Motors, Inc.												

Luxury Portraits Superannuation Fund

Realised Capital Gains Report

For the period: 1 July 2014 to 30 June 2015

Investment	Accounting Treatment					Tax Treatment						
	Date	Units	Cost	Proceeds	Accounting Profit/(Loss)	Adjusted Cost Base	Reduced Cost Base	Indexed Cost Base	Indexed Gains	Discounted Gains (Gross)	Other Gains	Capital Loss
Shares in Listed Companies (Overseas)												
	16/01/2015	65.00	6,099.65	6,335.13	235.48	6,099.65	6,099.65	0.00	0.00	0.00	235.48	0.00
		65.00	6,099.65	6,335.13	235.48	6,099.65	6,099.65	0.00	0.00	0.00	235.48	0.00
MACOM Technology Solutions Holdings, Inc.												
	30/06/2015	302.00	16,286.00	14,859.58	(1,426.42)	16,286.00	16,286.00	0.00	0.00	0.00	0.00	(1,426.42)
		302.00	16,286.00	14,859.58	(1,426.42)	16,286.00	16,286.00	0.00	0.00	0.00	0.00	(1,426.42)
Mallinckrodt plc												
	23/04/2015	55.00	6,038.30	8,659.33	2,621.03	6,038.30	6,038.30	0.00	0.00	0.00	2,621.03	0.00
	23/04/2015	81.00	13,044.43	12,752.82	(291.61)	13,044.43	13,044.43	0.00	0.00	0.00	0.00	(291.61)
		136.00	19,082.73	21,412.15	2,329.42	19,082.73	19,082.73	0.00	0.00	0.00	2,621.03	(291.61)
Methode Electronics, Inc.												
	12/12/2014	130.00	6,084.84	5,553.47	(531.37)	6,084.84	6,084.84	0.00	0.00	0.00	0.00	(531.37)
		130.00	6,084.84	5,553.47	(531.37)	6,084.84	6,084.84	0.00	0.00	0.00	0.00	(531.37)
Michael Kors Holdings Limited												
	07/01/2015	64.00	6,032.78	5,321.40	(711.38)	6,032.78	6,032.78	0.00	0.00	0.00	0.00	(711.38)
		64.00	6,032.78	5,321.40	(711.38)	6,032.78	6,032.78	0.00	0.00	0.00	0.00	(711.38)
Microsemi Corporation												
	06/05/2015	295.00	13,189.60	12,003.25	(1,186.35)	13,189.60	13,189.60	0.00	0.00	0.00	0.00	(1,186.35)
		295.00	13,189.60	12,003.25	(1,186.35)	13,189.60	13,189.60	0.00	0.00	0.00	0.00	(1,186.35)
Microsoft Corporation												

Luxury Portraits Superannuation Fund

Realised Capital Gains Report

For the period: 1 July 2014 to 30 June 2015

Investment	Accounting Treatment					Tax Treatment						
	Date	Units	Cost	Proceeds	Accounting Profit/(Loss)	Adjusted Cost Base	Reduced Cost Base	Indexed Cost Base	Indexed Gains	Discounted Gains (Gross)	Other Gains	Capital Loss
Shares in Listed Companies (Overseas)												
	16/06/2015	257.00	15,778.93	14,977.23	(801.70)	15,778.93	15,778.93	0.00	0.00	0.00	0.00	(801.70)
		257.00	15,778.93	14,977.23	(801.70)	15,778.93	15,778.93	0.00	0.00	0.00	0.00	(801.70)
Mohawk Industries, Inc.												
	30/04/2015	32.00	6,063.77	7,041.83	978.06	6,063.77	6,063.77	0.00	0.00	0.00	978.06	0.00
		32.00	6,063.77	7,041.83	978.06	6,063.77	6,063.77	0.00	0.00	0.00	978.06	0.00
QUALCOMM Incorporated												
	15/12/2014	69.00	6,163.88	5,912.73	(251.15)	6,163.88	6,163.88	0.00	0.00	0.00	0.00	(251.15)
		69.00	6,163.88	5,912.73	(251.15)	6,163.88	6,163.88	0.00	0.00	0.00	0.00	(251.15)
Salix Pharmaceuticals Ltd												
	09/04/2015	44.00	6,291.11	9,969.84	3,678.73	6,291.11	6,291.11	0.00	0.00	0.00	3,678.73	0.00
		44.00	6,291.11	9,969.84	3,678.73	6,291.11	6,291.11	0.00	0.00	0.00	3,678.73	0.00
Southwest Airlines Company												
	16/01/2015	120.00	6,089.27	5,624.45	(464.82)	6,089.27	6,089.27	0.00	0.00	0.00	0.00	(464.82)
	07/04/2015	222.00	13,171.29	11,920.03	(1,251.26)	13,171.29	13,171.29	0.00	0.00	0.00	0.00	(1,251.26)
		342.00	19,260.56	17,544.48	(1,716.08)	19,260.56	19,260.56	0.00	0.00	0.00	0.00	(1,716.08)
Spirit Airlines, Inc.												
	12/12/2014	60.00	5,967.30	5,042.47	(924.83)	5,967.30	5,967.30	0.00	0.00	0.00	0.00	(924.83)
		60.00	5,967.30	5,042.47	(924.83)	5,967.30	5,967.30	0.00	0.00	0.00	0.00	(924.83)
Super Micro Computer, Inc.												

Luxury Portraits Superannuation Fund

Realised Capital Gains Report

For the period: 1 July 2014 to 30 June 2015

Investment	Accounting Treatment					Tax Treatment						
	Date	Units	Cost	Proceeds	Accounting Profit/(Loss)	Adjusted Cost Base	Reduced Cost Base	Indexed Cost Base	Indexed Gains	Discounted Gains (Gross)	Other Gains	Capital Loss
Shares in Listed Companies (Overseas)												
	27/03/2015	143.00	6,211.47	6,005.28	(206.19)	6,211.47	6,211.47	0.00	0.00	0.00	0.00	(206.19)
		143.00	6,211.47	6,005.28	(206.19)	6,211.47	6,211.47	0.00	0.00	0.00	0.00	(206.19)
Synaptics Incorporated												
	07/01/2015	74.00	5,962.60	5,530.27	(432.33)	5,962.60	5,962.60	0.00	0.00	0.00	0.00	(432.33)
	26/06/2015	63.00	6,452.09	7,336.93	884.84	6,452.09	6,452.09	0.00	0.00	0.00	884.84	0.00
		137.00	12,414.69	12,867.20	452.51	12,414.69	12,414.69	0.00	0.00	0.00	884.84	(432.33)
Synchronoss Technologies, Inc.												
	01/05/2015	257.00	16,518.47	14,948.01	(1,570.46)	16,518.47	16,518.47	0.00	0.00	0.00	0.00	(1,570.46)
		257.00	16,518.47	14,948.01	(1,570.46)	16,518.47	16,518.47	0.00	0.00	0.00	0.00	(1,570.46)
United Rentals, Inc.												
	29/05/2015	121.00	15,496.89	14,584.10	(912.79)	15,496.89	15,496.89	0.00	0.00	0.00	0.00	(912.79)
		121.00	15,496.89	14,584.10	(912.79)	15,496.89	15,496.89	0.00	0.00	0.00	0.00	(912.79)
		5,683.00	384,165.54	375,244.65	(8,920.89)	384,165.54	384,165.54	0.00	0.00	0.00	13,466.61	(22,387.50)
		5,683.00	384,165.54	375,244.65	(8,920.89)	384,165.54	384,165.54	0.00	0.00	0.00	13,466.61	(22,387.50)

Luxury Portraits Superannuation Fund
Unrealised Capital Gains Report



As at 30 June 2015

Investment	Units	Cost	Tax Deferred /Depreciation	CGT Cost Base	Market Value	Projected Profit / (Loss)	Taxable Profit Indexation	Taxable Profit Discounted
Cash/Bank Accounts								
CBA Cash Investment Account		19,215.65	0.00	0.00	19,215.6500	0.00	0.00	0.00
SAXO Capital Markets		116,598.01	0.00	0.00	116,598.0100	0.00	0.00	0.00
		135,813.66	0.00	0.00	135,813.6600	0.00	0.00	0.00
Shares in Listed Companies (Overseas)								
EPAM Systems, Inc.	184.00	16,444.76	0.00	16,444.76	17,005.2800	560.52	0.00	0.00
Facebook, Inc.	152.00	16,296.83	0.00	16,296.83	16,973.3384	676.51	0.00	0.00
Gilead Sciences, Inc.	48.00	6,081.25	0.00	6,081.25	7,317.4992	1,236.25	0.00	0.00
Horizon Pharma plc	424.00	15,885.47	0.00	15,885.47	19,179.3856	3,293.92	0.00	0.00
Lithia Motors, Inc.	54.00	6,487.48	0.00	6,487.48	7,928.8200	1,441.34	0.00	0.00
Norwegian Cruise Line Holdings	229.00	15,776.84	0.00	15,776.84	16,709.8552	933.02	0.00	0.00
NXP Semiconductors N.V.	65.00	6,292.10	0.00	6,292.10	8,311.1990	2,019.10	0.00	0.00
Skechers U.S.A., Inc.	129.00	15,998.15	0.00	15,998.15	18,377.3400	2,379.19	0.00	0.00
Skyworks Solutions, Inc.	75.00	6,136.41	0.00	6,136.41	10,166.0175	4,029.61	0.00	0.00
Gentherm Inc	344.00	19,347.98	0.00	19,347.98	24,595.1056	5,247.13	0.00	0.00
		124,747.27	0.00	124,747.27	146,563.8405	21,816.57	0.00	0.00
		260,560.93	0.00	124,747.27	282,377.5005	21,816.57	0.00	0.00

Self-managed superannuation fund annual return

2016

Who should complete this annual return?

Only self-managed superannuation funds (SMSFs) can complete this annual return. All other funds must complete the Fund income tax return 2016 (NAT 71287).

The Self-managed superannuation fund annual return instructions 2016 (NAT 71606) (the instructions) can assist you to complete this annual return.

Section A: Fund information

1 Tax file number (TFN)

The Tax Office is authorised by law to request your TFN. You are not obliged to quote your TFN but not quoting it could increase the chance of delay or error in processing your annual return. See the Privacy note in the Declaration.

2 Name of self-managed superannuation fund (SMSF)

3 Australian business number (ABN)

4 Current postal address

5 Annual return status

Is this an amendment to the SMSF's 2016 return?

 A N

Is this the first required return for a newly registered SMSF?

 B N

6 SMSF auditor

Auditor's name

Title

Familyname

First given name

Other given names

SMSF Auditor Number

Auditor's phone number

Use Agent
address details?

Postal address

Date audit was completed

 A

Was Part B of the audit report qualified ?

 B N

If the audit report was qualified, have the reported compliance issues been rectified?

 C

7 Electronic funds transfer (EFT)

We need your self-managed super fund's financial institution details to pay any super payments and tax refunds owing to you.

A Financial institution details for super payments and tax refunds

You must provide the financial institution details of your fund's nominated super account. If you would like your fund's tax refunds paid to a different account, you can provide additional financial institution details at B.

Fund BSB number (must be six digits) Fund account number

Fund account name (for example, J&Q Citizen ATF J&Q Family SF)

B Financial institution details for tax refunds only

If you would like your fund's tax refunds paid to a different account, provide additional financial institution details. Tax refunds cannot be paid to a trustee's personal account. (See relevant instructions.)

Fund BSB number (must be six digits) Account number

Fund account name (for example, J&Q Citizen ATF J&Q Family SF)

C Electronic service address alias

We will use your electronic service address alias to communicate with your fund about ATO super payments.

8 Status of SMSF Australian superannuation fund **A** Fund benefit structure **B** Code

Does the fund trust deed allow acceptance of the Government's Super Co-contribution and Low Income Super Contribution? **C**

9 Was the fund wound up during the income year? Print Y for yes or N for no. If yes, provide the date on Day Month Year which fund was wound up. Have all tax lodgment and payment obligations been met?

10 Exempt current pension income

Did the fund pay an income stream to one or more members in the income year? Print Y for yes or N for no.

To claim a tax exemption for current pension income, you must pay at least the minimum benefit payment under the law. Record exempt current pension income at Label A

If No, Go to Section B: Income

If Yes Exempt current pension income amount **A**

Which method did you use to calculate your exempt current pension income?

Segregated assets method **B**

Unsegregated assets method **C** Was an actuarial certificate obtained? **D** Print Y for yes

Did the fund have any other income that was assessable? **E** Print Y for yes or N for no. If Yes, go to Section B: Income

Choosing 'No' means that you do not have any assessable income, including no-TFN quoted contributions. If No - Go to Section C: Deductions and non-deductible expenses. (Do not complete Section B: Income.)

Section B: Income

Do not complete this section if your fund was in full pension phase for the entire year and there was no other income that was assessable. If you are entitled to claim any tax offsets, you can record these at Section D: Income tax calculation statement

11 Income

Did you have a capital gains tax (CGT) event during the year? **G** Y N Print Y for yes or N for no. If the total capital loss or total capital gain is greater than \$10,000, complete and attach a Capital gains tax (CGT) schedule 2016.

Have you applied an exemption or rollover? **M** Y N Print Y for yes or N for no. Code

Net capital gain **A** Loss

Gross rent and other leasing and hiring income **B**

Gross interest **C** Loss

Forestry managed investment scheme income **X**

Gross foreign income **D1** Net foreign income **D** Loss

Australian franking credits from a New Zealand company **E**

Transfers from foreign funds **F** Number

Gross payments where ABN not quoted **H**

Gross distribution from partnerships **I** Loss

* Unfranked dividend amount **J**

* Franked dividend amount **K**

* Dividend franking credit **L**

* Gross trust distributions **M** Code

Assessable contributions (R1 plus R2 plus R3 less R6) **R**

Calculation of assessable contributions

Assessable employer contributions

R1

plus Assessable personal contributions

R2

plus #No-TFN-quoted contributions

R3

(an amount must be included even if it is zero)

less Transfer of liability to life insurance company or PST

R6

Calculation of non-arm's length income

* Net non-arm's length private company dividends

U1

plus * Net non-arm's length trust distributions

U2

plus * Net other non-arm's length income

U3

Net non-arm's length income (subject to 47% tax rate) (U1 plus U2 plus U3) **U**

* Other income **S** Code

* Assessable income due to changed tax status of fund **T**

#This is a mandatory label
* If an amount is entered at this label, check the instructions to ensure the correct tax treatment has been applied.

GROSS INCOME (Sum of labels A to U) **W** Loss

Exempt current pension income **Y**

TOTAL ASSESSABLE INCOME (W less Y) **V** Loss

Section C: Deductions and non-deductible expenses

12 Deductions and non-deductible expenses

Under 'Deductions' list all expenses and allowances you are entitled to claim a deduction for. Under 'Non-deductible expenses', list all other expenses or normally allowable deductions that you cannot claim as a deduction (for example, all expenses related to exempt current pension income should be recorded in the 'Non-deductible expenses' column).

DEDUCTIONS		NON-DEDUCTIBLE EXPENSES	
Interest expenses within Australia	A1 <input type="text"/>	A2 <input type="text"/>	
Interest expenses overseas	B1 <input type="text"/>	B2 <input type="text"/>	
Capital works expenditure	D1 <input type="text"/>	D2 <input type="text"/>	
Decline in value of depreciating assets	E1 <input type="text"/>	E2 <input type="text"/>	
Insurance premiums – members	F1 <input type="text" value="15,445"/>	F2 <input type="text"/>	
Death benefit increase	G1 <input type="text"/>		
SMSF auditor fee	H1 <input type="text"/>	H2 <input type="text"/>	
Investment expenses	I1 <input type="text"/>	I2 <input type="text"/>	
Management and administration expenses	J1 <input type="text" value="6,511"/>	J2 <input type="text" value="2,657"/>	
Forestry managed investment scheme expense	U1 <input type="text"/>	U2 <input type="text"/>	
Other amounts	L1 <input type="text"/> <small>Code</small> <input type="text"/>	L2 <input type="text"/> <small>Code</small> <input type="text"/>	
Tax losses deducted	M1 <input type="text"/>		

TOTAL DEDUCTIONS
N
 (Total A1 to M1)

TOTAL NON-DEDUCTIBLE EXPENSES
Y
 (Total A2 to L2)

#TAXABLE INCOME OR LOSS Loss
O
(TOTAL ASSESSABLE INCOME less TOTAL DEDUCTIONS)

TOTAL SMSF EXPENSES
Z
 (N plus Y)

#This is a mandatory label.

Section D: Income tax calculation statement

#Important:

Section B label R3, Section C label O and Section D labels A,T1, J, T5 and I are mandatory.

13 Calculation statement

Please refer to the Self-managed superannuation fund annual return instructions 2016 on how to complete the calculation statement.

#Taxable income **A**
 (an amount must be included even if it is zero)

#Tax on taxable income **T1**
 (an amount must be included even if it is zero)

#Tax on no-TFN-quoted contributions **J**
 (an amount must be included even if it is zero)

Gross tax **B**
 (T1 plus J)

Foreign income tax offset C1 <input type="text" value="73.54"/>	Non-refundable non-carry forward tax offsets
Rebates and tax offsets C2 <input type="text"/>	
C <input type="text" value="73.54"/> (C1 plus C2)	

Complying fund's franking credits tax offset E1 <input type="text"/>	Refundable tax offsets
No-TFN tax offset E2 <input type="text"/>	
National rental affordability scheme tax offset E3 <input type="text"/>	
Exploration credit tax offset E4 <input type="text"/>	
E <input type="text" value="0.00"/> (E1 plus E2 plus E3 plus E4)	

#TAX PAYABLE T5
(T2 less E - cannot be less than zero)

Credit for interest on early payments – amount of interest H1 <input type="text"/>	Section 102AAM interest charge
Credit for tax withheld – foreign resident withholding H2 <input type="text"/>	
G <input type="text"/>	

Credit for tax withheld – where ABN or TFN not quoted (non-individual) H3 <input type="text"/>	Eligible credits	
Credit for TFN amounts withheld from payments from closely held trusts H5 <input type="text" value="0.00"/>		
Credit for interest on no-TFN tax offset H6 <input type="text"/>	H <input type="text" value="0.00"/> (H1 plus H2 plus H3 plus H5 plus H6)	

#Tax offset refunds (Remainder of refundable tax offsets). I <input type="text" value="0.00"/> (unused amount from label E - an amount must be included even if it is zero)
--

PAYG instalments raised K <input type="text" value="2,532.00"/>
Supervisory levy L <input type="text" value="259.00"/>
Supervisory levy adjustment for wound up funds M <input type="text"/>
Supervisory levy adjustment for new funds N <input type="text"/>

AMOUNT DUE OR REFUNDABLE S
A positive amount at S is what you owe, while a negative amount is refundable to you (T5 plus G less H less I less K plus L less M plus N)

#This is a mandatory label.

Section E: Losses
14 Losses

If total loss is greater than \$100,000, complete and attach a Losses schedule 2016.

Tax losses carried forward to later income years U <input type="text"/>
Net capital losses carried forward to later income years V <input type="text" value="8,920"/>

F

Section F / Section G: Member Information

In Section F / G report all current members in the fund at 30 June.
Use Section F / G to report any former members or deceased members who held an interest in the fund at any time during the income year.

Title	Mr	See the Privacy note in the Declaration. Member'sTFN	329 647 518	Member Number	1
Familyname	De Paola			Account status	0 Code
First given name	Robert				
Other given names					
Date of birth	21/02/1962	If deceased, date of death			

Contributions

Refer to instructions for completing these labels.

OPENING ACCOUNT BALANCE		158,392.82
Employer contributions	A	13,800.79
ABN of principal employer	A1	
Personal contributions	B	
CGT small business retirement exemption	C	
CGT small business 15-year exemption amount	D	
Personal injury election	E	
Spouse and child contributions	F	
Other third party contributions	G	
Assessable foreign superannuation fund amount	I	
Non-assessable foreign superannuation fund amount	J	
Transfer from reserve: assessable amount	K	
Transfer from reserve: non-assessable amount	L	
Contributions from non-complying funds and previously non-complying funds	T	
Any other contributions (including Super Co-contributions and Low Income Super Contributions)	M	
TOTAL CONTRIBUTIONS	N	13,800.79

Other transactions

Allocated earnings or losses	O	1,890.67	Loss L
Inward rollovers and transfers	P		
Outward rollovers and transfers	Q		
Lump Sum payment	R1		Code
Income stream payment	R2		Code
CLOSING ACCOUNT BALANCE	S	170,302.94	

See the Privacy note in the Declaration.

Title	Mrs	Member'sTFN	323 365 107	Member Number	2
Family name	De Paola	Account status	0	Code	
First given name	Julie				
Other given names					
Date of birth	07/07/1957	If deceased, date of death			

Contributions

Refer to instructions for completing these labels.

OPENING ACCOUNT BALANCE	A	100,080.57
Employer contributions	A	13,800.80
ABN of principal employer	A1	
Personal contributions	B	
CGT small business retirement exemption	C	
CGT small business 15-year exemption amount	D	
Personal injury election	E	
Spouse and child contributions	F	
Other third party contributions	G	
Assessable foreign superannuation fund amount	I	
Non-assessable foreign superannuation fund amount	J	
Transfer from reserve: assessable amount	K	
Transfer from reserve: non-assessable amount	L	
Contributions from non-complying funds and previously non-complying funds	T	
Any other contributions (including Super Co-contributions and Low Income Super Contributions)	M	
TOTAL CONTRIBUTIONS	N	13,800.80

Other transactions

Allocated earnings or losses	O	6,879.70	Loss	L
Inward rollovers and transfers	P			
Outward rollovers and transfers	Q			
Lump Sum payment	R1			Code
Income stream payment	R2	3,500.00		Code
CLOSING ACCOUNT BALANCE	S	103,501.67		

Section H: Assets and liabilities

15 ASSETS

15a Australian managed investments

Listed trusts	A	<input type="text"/>
Unlisted trusts	B	<input type="text"/>
Insurance policy	C	<input type="text"/>
Other managed investments	D	<input type="text"/>

15b Australian direct investments

Cash and term deposits	E	<input type="text" value="135,813"/>
Debt securities	F	<input type="text"/>
Loans	G	<input type="text"/>
Listed shares	H	<input type="text"/>
Unlisted shares	I	<input type="text"/>

Limited recourse borrowing arrangements	
Australian residential real property	J1 <input type="text"/>
Australian non-residential real property	J2 <input type="text"/>
Overseas real property	J3 <input type="text"/>
Australian shares	J4 <input type="text"/>
Overseas shares	J5 <input type="text"/>
Other	J6 <input type="text"/>

Limited recourse borrowing arrangements	J	<input type="text" value="0"/>
---	----------	--------------------------------

Non-residential real property	K	<input type="text"/>
Residential real property	L	<input type="text"/>
Collectables and personal use assets	M	<input type="text"/>
Other assets	O	<input type="text"/>

15c Overseas direct investments

Overseas shares	P	<input type="text" value="146,563"/>
Overseas non-residential real property	Q	<input type="text"/>
Overseas residential real property	R	<input type="text"/>
Overseas managed investments	S	<input type="text"/>
Other overseas assets	T	<input type="text"/>

TOTAL AUSTRALIAN AND OVERSEAS ASSETS (Sum of labels A to T)	U	<input type="text" value="282,376"/>
---	----------	--------------------------------------

15d In-house assets

Did the fund have a loan to, lease to or investment in, related parties (known as in-house assets) at the end of the income year	A	<input type="text" value="N"/>	<input type="text"/>
--	----------	--------------------------------	----------------------

16 LIABILITIES

Borrowings	V	<input type="text"/>
Total member closing account balances (total of all CLOSING ACCOUNT BALANCES from Sections F and G)	W	273,804
Reserve accounts	X	<input type="text"/>
Other liabilities	Y	8,572
TOTAL LIABILITIES	Z	282,376

Section I: Taxation of financial arrangements

17 Taxation of financial arrangements (TOFA)

Total TOFA gains	H	<input type="text"/>
Total TOFA losses	I	<input type="text"/>

Section J: Other information

Family trust election status

If the trust or fund has made, or is making, a family trust election, write the four-digit income year specified of the election (for example, for the 2015–16 income year, write 2016). **A**

If revoking or varying a family trust election, print R for revoke or print V for variation, and complete and attach the Family trust election, revocation or variation 2016. **B**

Interposed entity election status

If the trust or fund has an existing election, write the earliest income year specified. If the trust or fund is making one or more elections this year, write the earliest income year being specified and complete an Interposed entity election or revocation 2016 for each election **C**

If revoking an interposed entity election, print R, and complete and attach the Interposed entity election or revocation 2016. **D**

Section K:Declarations

Penalties may be imposed for false or misleading information in addition to penalties relating to any tax shortfalls.

Important

Before making this declaration check to ensure that all income has been disclosed and the annual return, all attached schedules and any additional documents are true and correct in every detail. If you are in doubt about any aspect of the annual return, place all the facts before the ATO.

Privacy

The ATO is authorised by the Taxation Administration Act 1953 to request the provision of tax file numbers (TFNs). We will use the TFN to identify the entity in our records. It is not an offence not to provide the TFN. However if you do not provide the TFN, the processing of this form may be delayed.

Taxation law authorises the ATO to collect information and disclose it to other government agencies. For information about your about your privacy go to ato.gov.au/privacy.

TRUSTEE'S OR DIRECTOR'S DECLARATION:

I declare that current trustees and directors have authorised this annual return and it is documented as such in the SMSF's records. I have received the audit report and I am aware of any matters raised. I declare that the information on this annual return, including any attached schedules and additional documentation is true and correct. I also authorise the ATO to make any tax refunds to the nominated bank account (if applicable).

Authorised trustee's, director's or public officer's signature

Date Day Month Year

Preferred trustee or director contact details:

Title

Familyname

First given name

Other given names

Phone number Area code Number

Email address

Non-individual trustee name (if applicable)

ABN of non-individual trustee

Time taken to prepare and complete this annual return Hrs

The Commissioner of Taxation, as Registrar of the Australian Business Register, may use the ABN and business details which you provide on this annual return to maintain the integrity of the register. For further information, refer to the instructions.

TAX AGENT'S DECLARATION:

I,

declare that the Self-managed superannuation fund annual return 2016 has been prepared in accordance with information provided by the trustees, that the trustees have given me a declaration stating that the information provided to me is true and correct, and that the trustees have authorised me to lodge this annual return.

Tax agent's signature Date Day Month Year

Title

Familyname

First given name

Other given names

Tax agent's practice

Tax agent's phone number Area code Number

Tax agent number Reference number

Sensitive (when completed)

Luxury Portraits Superannuation Fund

Trial Balance

As at 30 June 2015



Last Year	Code	Account Name	Units	Debits	Credits
				\$	\$
	23900	Dividends Received			
	23900/AAPL.NDQ1	Apple Inc.			38.54
	23900/ADI.NDQ1	Analog Devices, Inc.			71.00
	23900/AVGO.NDQ1	Broadcom Limited			99.12
	23900/GILD.NDQ1	Gilead Sciences, Inc.			18.82
	23900/LAD.NYE1	Lithia Motors, Inc.			17.69
	23900/LUV.NYE1	Southwest Airlines Company			6.08
	23900/MSFT.NDQ1	Microsoft Corporation			71.92
	23900/SWKS.NDQ1	Skyworks Solutions, Inc.			17.59
	24200	Contributions			
(25,180.31)	24200/JULDE 00001A	(Contributions) De Paola, Julie - Accumulation			13,800.80
(25,180.32)	24200/ROBDE 00001A	(Contributions) De Paola, Robert - Accumulation			13,800.79
	24700	Changes in Market Values of Investments			12,895.70
	25000	Interest Received			
(4,673.26)	25000/CBA10322950	CBA Cash Investment Account			3,836.58
2,108.15	30100	Accountancy Fees			
321.00	30400	ATO Supervisory Levy			
759.00	30700	Auditor's Remuneration			
	30800	ASIC Fees		44.00	
	30900	Advisor Fees		8,900.00	
60.00	31500	Bank Charges		224.59	
	39000	Life Insurance Premiums			
764.61	39000/JULDE 00001A	(Life Insurance Premiums) De Paola, Julie - Accumulation		9,360.68	
1,471.83	39000/ROBDE 00001A	(Life Insurance Premiums) De Paola, Robert - Accumulation		6,084.93	
	41600	Pensions Paid			
1,708.80	41600/DE JUL00005P	(Pensions Paid) De Paola, Julie - Pension (Transition to Retirement Pension 2)		3,500.00	
7,343.70	48500	Income Tax Expense		1,229.21	
40,496.80	49000	Profit/Loss Allocation Account		15,331.22	

Luxury Portraits Superannuation Fund

Trial Balance

As at 30 June 2015

Last Year	Code	Account Name	Units	Debits \$	Credits \$
	50010	Opening Balance			
	50010/DE JUL00005P	(Opening Balance) De Paola, Julie - Pension (Transition to Retirement Pension 2)			78,852.77
(80,621.30)	50010/JULDE 00001A	(Opening Balance) De Paola, Julie - Accumulation			21,227.80
(137,355.29)	50010/ROBDE 00001A	(Opening Balance) De Paola, Robert - Accumulation			158,392.82
	52420	Contributions			
(25,180.31)	52420/JULDE 00001A	(Contributions) De Paola, Julie - Accumulation			13,800.80
(25,180.32)	52420/ROBDE 00001A	(Contributions) De Paola, Robert - Accumulation			13,800.79
	53100	Share of Profit/(Loss)			
511.52	53100/DE JUL00005P	(Share of Profit/(Loss)) De Paola, Julie - Pension (Transition to Retirement Pension 2)			2,380.63
(1,023.61)	53100/JULDE 00001A	(Share of Profit/(Loss)) De Paola, Julie - Accumulation			701.27
(913.02)	53100/ROBDE 00001A	(Share of Profit/(Loss)) De Paola, Robert - Accumulation			4,896.09
	53330	Income Tax			
9.85	53330/JULDE 00001A	(Income Tax) De Paola, Julie - Accumulation			1,469.38
(165.89)	53330/ROBDE 00001A	(Income Tax) De Paola, Robert - Accumulation			1,368.47
	53800	Contributions Tax			
3,749.87	53800/JULDE 00001A	(Contributions Tax) De Paola, Julie - Accumulation		2,070.30	
3,749.87	53800/ROBDE 00001A	(Contributions Tax) De Paola, Robert - Accumulation		2,070.30	
	53920	Life Insurance Premiums			
764.61	53920/JULDE 00001A	(Life Insurance Premiums) De Paola, Julie - Accumulation		9,360.68	
1,471.83	53920/ROBDE 00001A	(Life Insurance Premiums) De Paola, Robert - Accumulation		6,084.93	
	54160	Pensions Paid			
1,708.80	54160/DE JUL00005P	(Pensions Paid) De Paola, Julie - Pension (Transition to Retirement Pension 2)		3,500.00	
	56100	Internal Transfers In			
(81,073.09)	56100/DE JUL00005P	(Internal Transfers In) De Paola, Julie - Pension (Transition to Retirement Pension 2)			0.00
	57100	Internal Transfers Out			
81,073.09	57100/JULDE 00001A	(Internal Transfers Out) De Paola, Julie - Accumulation			0.00

Luxury Portraits Superannuation Fund

Trial Balance

As at 30 June 2015

Last Year	Code	Account Name	Units	Debits \$	Credits \$
	60400	Cash bank accounts			
268,684.24	60400/CBA10322950	CBA Cash Investment Account		19,215.65	
	60400/SAXO104433	SAXO Capital Markets		116,598.01	
	77700	Shares in Listed Companies (Overseas)			
	77700/EPAM.NYE1	EPAM Systems, Inc.	184.0000	17,005.28	
	77700/FB.NDQ1	Facebook, Inc.	152.0000	16,973.34	
	77700/GILD.NDQ1	Gilead Sciences, Inc.	48.0000	7,317.50	
	77700/HZNP.NDQ1	Horizon Pharma plc	424.0000	19,179.39	
	77700/LAD.NYE1	Lithia Motors, Inc.	54.0000	7,928.82	
	77700/NCLH.NDQ1	Norwegian Cruise Line Holdings Ltd.	229.0000	16,709.86	
	77700/NXPI.NDQ2	NXP Semiconductors N.V.	65.0000	8,311.20	
	77700/SKX.NYE1	Skechers U.S.A., Inc.	129.0000	18,377.34	
	77700/SWKS.NDQ1	Skyworks Solutions, Inc.	75.0000	10,166.02	
	77700/THRM.NDQ1	Gentherm Inc	344.0000	24,595.11	
(7,343.70)	85000	Income Tax Payable/Refundable			6,040.91
	86000	PAYG Payable			2,532.00
(2,867.15)	88000	Sundry Creditors			0.00
				350,138.36	350,138.36

Current Year Profit/(Loss): 16,560.43

Luxury Portraits Superannuation Fund

Trial Balance

As at 30 June 2015



Last Year	Code	Account Name	Units	Debits	Credits
				\$	\$
	23900	Dividends Received			
	23900/AAPL.NDQ1	Apple Inc.			38.54
	23900/ADI.NDQ1	Analog Devices, Inc.			71.00
	23900/AVGO.NDQ1	Broadcom Limited			99.12
	23900/GILD.NDQ1	Gilead Sciences, Inc.			18.82
	23900/LAD.NYE1	Lithia Motors, Inc.			17.69
	23900/LUV.NYE1	Southwest Airlines Company			6.08
	23900/MSFT.NDQ1	Microsoft Corporation			71.92
	23900/SWKS.NDQ1	Skyworks Solutions, Inc.			17.59
	24200	Contributions			
(25,180.31)	24200/JULDE 00001A	(Contributions) De Paola, Julie - Accumulation			13,800.80
(25,180.32)	24200/ROBDE 00001A	(Contributions) De Paola, Robert - Accumulation			13,800.79
	24700	Changes in Market Values of Investments			12,895.70
	25000	Interest Received			
(4,673.26)	25000/CBA10322950	CBA Cash Investment Account			3,836.58
2,108.15	30100	Accountancy Fees			
321.00	30400	ATO Supervisory Levy			
759.00	30700	Auditor's Remuneration			
	30800	ASIC Fees		44.00	
	30900	Advisor Fees		8,900.00	
60.00	31500	Bank Charges		224.59	
	39000	Life Insurance Premiums			
764.61	39000/JULDE 00001A	(Life Insurance Premiums) De Paola, Julie - Accumulation		9,360.68	
1,471.83	39000/ROBDE 00001A	(Life Insurance Premiums) De Paola, Robert - Accumulation		6,084.93	
	41600	Pensions Paid			
1,708.80	41600/DE JUL00005P	(Pensions Paid) De Paola, Julie - Pension (Transition to Retirement Pension 2)		3,500.00	
7,343.70	48500	Income Tax Expense		1,229.21	
40,496.80	49000	Profit/Loss Allocation Account		15,331.22	

Luxury Portraits Superannuation Fund

Trial Balance

As at 30 June 2015

Last Year	Code	Account Name	Units	Debits \$	Credits \$
	50010	Opening Balance			
	50010/DE JUL00005P	(Opening Balance) De Paola, Julie - Pension (Transition to Retirement Pension 2)			78,852.77
(80,621.30)	50010/JULDE 00001A	(Opening Balance) De Paola, Julie - Accumulation			21,227.80
(137,355.29)	50010/ROBDE 00001A	(Opening Balance) De Paola, Robert - Accumulation			158,392.82
	52420	Contributions			
(25,180.31)	52420/JULDE 00001A	(Contributions) De Paola, Julie - Accumulation			13,800.80
(25,180.32)	52420/ROBDE 00001A	(Contributions) De Paola, Robert - Accumulation			13,800.79
	53100	Share of Profit/(Loss)			
511.52	53100/DE JUL00005P	(Share of Profit/(Loss)) De Paola, Julie - Pension (Transition to Retirement Pension 2)			2,380.63
(1,023.61)	53100/JULDE 00001A	(Share of Profit/(Loss)) De Paola, Julie - Accumulation			701.27
(913.02)	53100/ROBDE 00001A	(Share of Profit/(Loss)) De Paola, Robert - Accumulation			4,896.09
	53330	Income Tax			
9.85	53330/JULDE 00001A	(Income Tax) De Paola, Julie - Accumulation			1,469.38
(165.89)	53330/ROBDE 00001A	(Income Tax) De Paola, Robert - Accumulation			1,368.47
	53800	Contributions Tax			
3,749.87	53800/JULDE 00001A	(Contributions Tax) De Paola, Julie - Accumulation		2,070.30	
3,749.87	53800/ROBDE 00001A	(Contributions Tax) De Paola, Robert - Accumulation		2,070.30	
	53920	Life Insurance Premiums			
764.61	53920/JULDE 00001A	(Life Insurance Premiums) De Paola, Julie - Accumulation		9,360.68	
1,471.83	53920/ROBDE 00001A	(Life Insurance Premiums) De Paola, Robert - Accumulation		6,084.93	
	54160	Pensions Paid			
1,708.80	54160/DE JUL00005P	(Pensions Paid) De Paola, Julie - Pension (Transition to Retirement Pension 2)		3,500.00	
	56100	Internal Transfers In			
(81,073.09)	56100/DE JUL00005P	(Internal Transfers In) De Paola, Julie - Pension (Transition to Retirement Pension 2)			0.00
	57100	Internal Transfers Out			
81,073.09	57100/JULDE 00001A	(Internal Transfers Out) De Paola, Julie - Accumulation			0.00

Luxury Portraits Superannuation Fund

Trial Balance

As at 30 June 2015

Last Year	Code	Account Name	Units	Debits \$	Credits \$
	60400	Cash bank accounts			
268,684.24	60400/CBA10322950	CBA Cash Investment Account		19,215.65	
	60400/SAXO104433	SAXO Capital Markets		116,598.01	
	77700	Shares in Listed Companies (Overseas)			
	77700/EPAM.NYE1	EPAM Systems, Inc.	184.0000	17,005.28	
	77700/FB.NDQ1	Facebook, Inc.	152.0000	16,973.34	
	77700/GILD.NDQ1	Gilead Sciences, Inc.	48.0000	7,317.50	
	77700/HZNP.NDQ1	Horizon Pharma plc	424.0000	19,179.39	
	77700/LAD.NYE1	Lithia Motors, Inc.	54.0000	7,928.82	
	77700/NCLH.NDQ1	Norwegian Cruise Line Holdings Ltd.	229.0000	16,709.86	
	77700/NXPI.NDQ2	NXP Semiconductors N.V.	65.0000	8,311.20	
	77700/SKX.NYE1	Skechers U.S.A., Inc.	129.0000	18,377.34	
	77700/SWKS.NDQ1	Skyworks Solutions, Inc.	75.0000	10,166.02	
	77700/THRM.NDQ1	Gentherm Inc	344.0000	24,595.11	
(7,343.70)	85000	Income Tax Payable/Refundable			6,040.91
	86000	PAYG Payable			2,532.00
(2,867.15)	88000	Sundry Creditors			0.00
				350,138.36	350,138.36

Current Year Profit/(Loss): 16,560.43

Luxury Portraits Superannuation Fund

General Ledger



For The Period 01 July 2014 - 30 June 2015

Transaction Date	Description	Units	Debit	Credit	Balance \$
Dividends Received (23900)					
<u>Apple Inc. (AAPL.NDQ1)</u>					
12/02/2015	Apple Inc. - Dividend received			18.71	18.71 CR
14/05/2015	Apple Inc. - Dividend received			19.83	38.54 CR
				38.54	38.54 CR
<u>Analog Devices, Inc. (ADI.NDQ1)</u>					
09/06/2015	Analog Devices Inc - Dividend received			71.00	71.00 CR
				71.00	71.00 CR
<u>Broadcom Limited (AVGO.NDQ1)</u>					
31/12/2014	Broadcom Ltd - Dividend received			22.27	22.27 CR
31/03/2015	Broadcom Ltd - Dividend received			25.99	48.26 CR
30/06/2015	Broadcom Ltd - Dividend received			50.86	99.12 CR
				99.12	99.12 CR
<u>Gilead Sciences, Inc. (GILD.NDQ1)</u>					
29/06/2015	Gilead Sciences - Dividend received			18.82	18.82 CR
				18.82	18.82 CR
<u>Lithia Motors, Inc. (LAD.NYE1)</u>					
27/03/2015	Lithia Motors - Dividend received			7.81	7.81 CR
29/05/2015	Lithia Motors - Dividend received			9.88	17.69 CR
				17.69	17.69 CR
<u>Southwest Airlines Company (LUV.NYE1)</u>					
02/01/2015	Southwest Airlines Co. - Dividend received			6.08	6.08 CR
				6.08	6.08 CR
<u>Microsoft Corporation (MSFT.NDQ1)</u>					
11/06/2015	Microsoft Corp - Dividend received			71.92	71.92 CR
				71.92	71.92 CR
<u>Skyworks Solutions, Inc. (SWKS.NDQ1)</u>					
03/03/2015	Skyworks Solutions - Dividend received			8.72	8.72 CR
04/06/2015	Skyworks Solutions - Dividend received			8.87	17.59 CR
				17.59	17.59 CR
Contributions (24200)					
<u>(Contributions) De Paola, Julie - Accumulation (JULDE 00001A)</u>					
02/07/2014	2013 Accounting & Audit fee paid by employer as employer contribution			1,433.58	1,433.58 CR
07/07/2014	Robert & Julie's 50/50 employer contribution			138.75	1,572.33 CR
14/07/2014	Robert & Julie's 50/50 employer contribution			143.64	1,715.97 CR
21/07/2014	Robert & Julie's 50/50 employer contribution			143.64	1,859.61 CR
28/07/2014	Robert & Julie's 50/50 employer contribution			143.64	2,003.25 CR
04/08/2014	Robert & Julie's 50/50 employer contribution			143.64	2,146.89 CR
11/08/2014	Robert & Julie's 50/50 employer contribution			148.53	2,295.42 CR
14/08/2014	Robert & Julie's 50/50 employer contribution			2,000.00	4,295.42 CR

Luxury Portraits Superannuation Fund

General Ledger

For The Period 01 July 2014 - 30 June 2015

Transaction Date	Description	Units	Debit	Credit	Balance \$
	contribution				
18/08/2014	Robert & Julie's 50/50 employer contribution			143.64	4,439.06 CR
25/08/2014	Robert & Julie's 50/50 employer contribution			143.64	4,582.70 CR
01/09/2014	Robert & Julie's 50/50 employer contribution			143.64	4,726.34 CR
06/09/2014	Robert & Julie's 50/50 employer contribution			1,250.00	5,976.34 CR
08/09/2014	Robert & Julie's 50/50 employer contribution			143.64	6,119.98 CR
15/09/2014	Robert & Julie's 50/50 employer contribution			143.64	6,263.62 CR
23/09/2014	Robert & Julie's 50/50 employer contribution			143.64	6,407.26 CR
29/09/2014	Robert & Julie's 50/50 employer contribution			143.64	6,550.90 CR
06/10/2014	Robert & Julie's 50/50 employer contribution			143.64	6,694.54 CR
13/10/2014	Robert & Julie's 50/50 employer contribution			143.64	6,838.18 CR
20/10/2014	Robert & Julie's 50/50 employer contribution			143.64	6,981.82 CR
28/10/2014	Robert & Julie's 50/50 employer contribution			143.64	7,125.46 CR
07/11/2014	Robert & Julie's 50/50 employer contribution			143.64	7,269.10 CR
13/11/2014	Robert & Julie's 50/50 employer contribution			143.64	7,412.74 CR
18/11/2014	Robert & Julie's 50/50 employer contribution			143.64	7,556.38 CR
24/11/2014	Robert & Julie's 50/50 employer contribution			143.64	7,700.02 CR
01/12/2014	Robert & Julie's 50/50 employer contribution			143.64	7,843.66 CR
08/12/2014	Robert & Julie's 50/50 employer contribution			143.64	7,987.30 CR
18/12/2014	Robert & Julie's 50/50 employer contribution			143.64	8,130.94 CR
22/12/2014	Robert & Julie's 50/50 employer contribution			143.64	8,274.58 CR
29/12/2014	Robert & Julie's 50/50 employer contribution			143.64	8,418.22 CR
05/01/2015	Robert & Julie's 50/50 employer contribution			143.64	8,561.86 CR
12/01/2015	Robert & Julie's 50/50 employer contribution			143.64	8,705.50 CR
19/01/2015	Robert & Julie's 50/50 employer contribution			143.64	8,849.14 CR
26/01/2015	Robert & Julie's 50/50 employer contribution			143.64	8,992.78 CR
01/02/2015	Robert & Julie's 50/50 employer contribution			143.64	9,136.42 CR
09/02/2015	Robert & Julie's 50/50 employer contribution			143.64	9,280.06 CR
16/02/2015	Robert & Julie's 50/50 employer contribution			143.64	9,423.70 CR
23/02/2015	Robert & Julie's 50/50 employer contribution			143.64	9,567.34 CR
02/03/2015	Robert & Julie's 50/50 employer contribution			143.64	9,710.98 CR
09/03/2015	Robert & Julie's 50/50 employer contribution			143.64	9,854.62 CR
16/03/2015	Robert & Julie's 50/50 employer contribution			143.64	9,998.26 CR
23/03/2015	Robert & Julie's 50/50 employer			143.64	10,141.90 CR

Luxury Portraits Superannuation Fund

General Ledger

For The Period 01 July 2014 - 30 June 2015

Transaction Date	Description	Units	Debit	Credit	Balance \$
	contribution				
30/03/2015	Robert & Julie's 50/50 employer contribution			143.64	10,285.54 CR
06/04/2015	Robert & Julie's 50/50 employer contribution			143.64	10,429.18 CR
13/04/2015	Robert & Julie's 50/50 employer contribution			143.64	10,572.82 CR
20/04/2015	Robert & Julie's 50/50 employer contribution			143.64	10,716.46 CR
27/04/2015	Robert & Julie's 50/50 employer contribution			143.64	10,860.10 CR
04/05/2015	Robert & Julie's 50/50 employer contribution			143.64	11,003.74 CR
11/05/2015	Robert & Julie's 50/50 employer contribution			143.64	11,147.38 CR
18/05/2015	Robert & Julie's 50/50 employer contribution			143.64	11,291.02 CR
25/05/2015	Robert & Julie's 50/50 employer contribution			143.64	11,434.66 CR
01/06/2015	Robert & Julie's 50/50 employer contribution			143.64	11,578.30 CR
08/06/2015	Robert & Julie's 50/50 employer contribution			143.64	11,721.94 CR
15/06/2015	Robert & Julie's 50/50 employer contribution			109.62	11,831.56 CR
22/06/2015	Robert & Julie's 50/50 employer contribution			109.62	11,941.18 CR
29/06/2015	Robert & Julie's 50/50 employer contribution			1,750.00	13,691.18 CR
29/06/2015	Robert & Julie's 50/50 employer contribution			109.62	13,800.80 CR
				13,800.80	13,800.80 CR
<u>(Contributions) De Paola, Robert - Accumulation (ROBDE 00001A)</u>					
02/07/2014	2013 Accounting & Audit fee paid by employer as employer contribution			1,433.57	1,433.57 CR
07/07/2014	Robert & Julie's 50/50 employer contribution			138.75	1,572.32 CR
14/07/2014	Robert & Julie's 50/50 employer contribution			143.64	1,715.96 CR
21/07/2014	Robert & Julie's 50/50 employer contribution			143.64	1,859.60 CR
28/07/2014	Robert & Julie's 50/50 employer contribution			143.64	2,003.24 CR
04/08/2014	Robert & Julie's 50/50 employer contribution			143.64	2,146.88 CR
11/08/2014	Robert & Julie's 50/50 employer contribution			148.53	2,295.41 CR
14/08/2014	Robert & Julie's 50/50 employer contribution			2,000.00	4,295.41 CR
18/08/2014	Robert & Julie's 50/50 employer contribution			143.64	4,439.05 CR
25/08/2014	Robert & Julie's 50/50 employer contribution			143.64	4,582.69 CR
01/09/2014	Robert & Julie's 50/50 employer contribution			143.64	4,726.33 CR
06/09/2014	Robert & Julie's 50/50 employer contribution			1,250.00	5,976.33 CR
08/09/2014	Robert & Julie's 50/50 employer contribution			143.64	6,119.97 CR
15/09/2014	Robert & Julie's 50/50 employer contribution			143.64	6,263.61 CR
23/09/2014	Robert & Julie's 50/50 employer contribution			143.64	6,407.25 CR
29/09/2014	Robert & Julie's 50/50 employer contribution			143.64	6,550.89 CR

Luxury Portraits Superannuation Fund

General Ledger

For The Period 01 July 2014 - 30 June 2015

Transaction Date	Description	Units	Debit	Credit	Balance \$
	contribution				
06/10/2014	Robert & Julie's 50/50 employer contribution			143.64	6,694.53 CR
13/10/2014	Robert & Julie's 50/50 employer contribution			143.64	6,838.17 CR
20/10/2014	Robert & Julie's 50/50 employer contribution			143.64	6,981.81 CR
28/10/2014	Robert & Julie's 50/50 employer contribution			143.64	7,125.45 CR
07/11/2014	Robert & Julie's 50/50 employer contribution			143.64	7,269.09 CR
13/11/2014	Robert & Julie's 50/50 employer contribution			143.64	7,412.73 CR
18/11/2014	Robert & Julie's 50/50 employer contribution			143.64	7,556.37 CR
24/11/2014	Robert & Julie's 50/50 employer contribution			143.64	7,700.01 CR
01/12/2014	Robert & Julie's 50/50 employer contribution			143.64	7,843.65 CR
08/12/2014	Robert & Julie's 50/50 employer contribution			143.64	7,987.29 CR
18/12/2014	Robert & Julie's 50/50 employer contribution			143.64	8,130.93 CR
22/12/2014	Robert & Julie's 50/50 employer contribution			143.64	8,274.57 CR
29/12/2014	Robert & Julie's 50/50 employer contribution			143.64	8,418.21 CR
05/01/2015	Robert & Julie's 50/50 employer contribution			143.64	8,561.85 CR
12/01/2015	Robert & Julie's 50/50 employer contribution			143.64	8,705.49 CR
19/01/2015	Robert & Julie's 50/50 employer contribution			143.64	8,849.13 CR
26/01/2015	Robert & Julie's 50/50 employer contribution			143.64	8,992.77 CR
01/02/2015	Robert & Julie's 50/50 employer contribution			143.64	9,136.41 CR
09/02/2015	Robert & Julie's 50/50 employer contribution			143.64	9,280.05 CR
16/02/2015	Robert & Julie's 50/50 employer contribution			143.64	9,423.69 CR
23/02/2015	Robert & Julie's 50/50 employer contribution			143.64	9,567.33 CR
02/03/2015	Robert & Julie's 50/50 employer contribution			143.64	9,710.97 CR
09/03/2015	Robert & Julie's 50/50 employer contribution			143.64	9,854.61 CR
16/03/2015	Robert & Julie's 50/50 employer contribution			143.64	9,998.25 CR
23/03/2015	Robert & Julie's 50/50 employer contribution			143.64	10,141.89 CR
30/03/2015	Robert & Julie's 50/50 employer contribution			143.64	10,285.53 CR
06/04/2015	Robert & Julie's 50/50 employer contribution			143.64	10,429.17 CR
13/04/2015	Robert & Julie's 50/50 employer contribution			143.64	10,572.81 CR
20/04/2015	Robert & Julie's 50/50 employer contribution			143.64	10,716.45 CR
27/04/2015	Robert & Julie's 50/50 employer contribution			143.64	10,860.09 CR
04/05/2015	Robert & Julie's 50/50 employer contribution			143.64	11,003.73 CR
11/05/2015	Robert & Julie's 50/50 employer contribution			143.64	11,147.37 CR
18/05/2015	Robert & Julie's 50/50 employer contribution			143.64	11,291.01 CR

Luxury Portraits Superannuation Fund

General Ledger

For The Period 01 July 2014 - 30 June 2015

Transaction Date	Description	Units	Debit	Credit	Balance \$
	contribution				
25/05/2015	Robert & Julie's 50/50 employer contribution			143.64	11,434.65 CR
01/06/2015	Robert & Julie's 50/50 employer contribution			143.64	11,578.29 CR
08/06/2015	Robert & Julie's 50/50 employer contribution			143.64	11,721.93 CR
15/06/2015	Robert & Julie's 50/50 employer contribution			109.62	11,831.55 CR
22/06/2015	Robert & Julie's 50/50 employer contribution			109.62	11,941.17 CR
29/06/2015	Robert & Julie's 50/50 employer contribution			1,750.00	13,691.17 CR
29/06/2015	Robert & Julie's 50/50 employer contribution			109.62	13,800.79 CR
				13,800.79	13,800.79 CR

Changes in Market Values of Investments (24700)

Changes in Market Values of Investments (24700)

04/12/2014	Sold 115 shares of Gamestop Corp		328.75		328.75 DR
04/12/2014	Sold 115 shares of Genthem Inc		479.09		807.84 DR
12/12/2014	Sold 130 shares of Methode Electronics Inc.		531.37		1,339.21 DR
12/12/2014	Sold 60 shares of Spirit Airlines		924.83		2,264.04 DR
15/12/2014	Sold 230 shares of Activision Inc		369.60		2,633.64 DR
15/12/2014	Sold 69 shares of Qualcomm Inc		251.15		2,884.79 DR
16/12/2014	Sold 43 shares of Apple Inc		414.24		3,299.03 DR
16/12/2014	Sold 30 shares of Jazz Pharma Plc		617.49		3,916.52 DR
07/01/2015	Sold 64 shares of Michael Kors Holdings Ltd		711.38		4,627.90 DR
07/01/2015	Sold 74 shares of Synaptics Inc		432.33		5,060.23 DR
13/01/2015	Sold 100 shares of American Airlines Group			139.49	4,920.74 DR
16/01/2015	Sold 65 shares of Lithia Motors Inc			235.48	4,685.26 DR
16/01/2015	Sold 120 shares of Southwest Airlines Co.		464.82		5,150.08 DR
27/03/2015	Sold 143 shares of Super Micro Computer Inc.		206.19		5,356.27 DR
07/04/2015	Sold 149 shares of Alaska Air Group Inc.		1,045.98		6,402.25 DR
07/04/2015	Sold 222 shares of Southwest Airlines Co.		1,251.26		7,653.51 DR
08/04/2015	Sold 43 shares of Celgene Corp			362.71	7,290.80 DR
09/04/2015	Cash compensation for 44 shares of Delisted Salix Pharmaceutical			3,678.73	3,612.07 DR
23/04/2015	Sold 136 shares of Mallinckrodt Plc			2,329.42	1,282.65 DR
30/04/2015	Sold 52 shares of Broadcom Ltd			1,298.82	16.17 CR
30/04/2015	Sold 146 shares of ICON Plc		1,512.79		1,496.62 DR
30/04/2015	Sold 32 shares of Mohawk Industries Inc.			978.06	518.56 DR
01/05/2015	Sold 222 shares of Dycom Inc		254.48		773.04 DR
01/05/2015	Sold 126 shares of IPG Photonics Corp		1,996.14		2,769.18 DR
01/05/2015	Sold 257 shares Synchronoss Technologies Inc.		1,570.46		4,339.64 DR
06/05/2015	Sold 65 shares of Astronics Corp		1,990.84		6,330.48 DR
06/05/2015	Sold 65 shares of Facebook Inc			418.89	5,911.59 DR
06/05/2015	Sold 295 shares of Microsemi Corp		1,186.35		7,097.94 DR

Luxury Portraits Superannuation Fund

General Ledger

For The Period 01 July 2014 - 30 June 2015

Transaction Date	Description	Units	Debit	Credit	Balance \$
29/05/2015	Sold 121 shares of United Rental Inc.		912.79		8,010.73 DR
09/06/2015	Sold 582 shares of Jetblue Airways		2,013.72		10,024.45 DR
16/06/2015	Sold 257 shares of Microsoft Corp		801.70		10,826.15 DR
26/06/2015	Sold 63 shares of Synaptics Inc			884.84	9,941.31 DR
30/06/2015	Sold 44 shares of Apple Inc.			917.52	9,023.79 DR
30/06/2015	Sold 195 shares of Analog Devices Inc.		255.88		9,279.67 DR
30/06/2015	Sold 98 shares of Broadcom Ltd			1,181.78	8,097.89 DR
30/06/2015	Sold 196 shares of Cognizant Technology Solutions		145.84		8,243.73 DR
30/06/2015	Sold 545 shares of Inphi Corp			749.26	7,494.47 DR
30/06/2015	Sold 302 shares of Macom Technology Solutions Inc.		1,426.42		8,920.89 DR
30/06/2015	Revaluation - 30/06/2015 @ \$111.6667 - 152.000000 Units on hand			676.51	8,244.38 DR
30/06/2015	Revaluation - 30/06/2015 @ \$152.4479 - 48.000000 Units on hand			1,236.25	7,008.13 DR
30/06/2015	Revaluation - 30/06/2015 @ \$45.2344 - 424.000000 Units on hand			3,293.92	3,714.21 DR
30/06/2015	Revaluation - 30/06/2015 @ \$135.5469 - 75.000000 Units on hand			4,029.61	315.40 CR
30/06/2015	Revaluation - 30/06/2015 @ \$71.4974 - 344.000000 Units on hand			5,247.13	5,562.53 CR
30/06/2015	Revaluation - 30/06/2015 @ \$72.9688 - 229.000000 Units on hand			933.02	6,495.55 CR
30/06/2015	Revaluation - 30/06/2015 @ \$127.8646 - 65.000000 Units on hand			2,019.10	8,514.65 CR
30/06/2015	Revaluation - 30/06/2015 @ \$142.4600 (Custom) - 129.000000 Units on hand			2,379.19	10,893.84 CR
30/06/2015	Revaluation - 30/06/2015 @ \$92.4200 (Custom) - 184.000000 Units on hand			560.52	11,454.36 CR
30/06/2015	Revaluation - 30/06/2015 @ \$146.8300 (Custom) - 54.000000 Units on hand			1,441.34	12,895.70 CR
			22,095.89	34,991.59	12,895.70 CR

Interest Received (25000)

CBA Cash Investment Account (CBA10322950)

01/07/2014	CBA Interest			435.63	435.63 CR
01/08/2014	CBA Interest			513.58	949.21 CR
01/09/2014	CBA Interest			517.44	1,466.65 CR
01/10/2014	CBA Interest			493.66	1,960.31 CR
01/11/2014	CBA Interest			511.80	2,472.11 CR
01/12/2014	CBA Interest			452.19	2,924.30 CR
01/01/2015	CBA Interest			286.61	3,210.91 CR
01/02/2015	CBA Interest			287.28	3,498.19 CR
27/02/2015	CBA Interest			221.66	3,719.85 CR
01/03/2015	CBA Interest			16.28	3,736.13 CR
01/04/2015	CBA Interest			77.50	3,813.63 CR

Luxury Portraits Superannuation Fund

General Ledger

For The Period 01 July 2014 - 30 June 2015

Transaction Date	Description	Units	Debit	Credit	Balance \$
01/05/2015	CBA Interest			13.09	3,826.72 CR
01/06/2015	CBA Interest			9.86	3,836.58 CR
				3,836.58	3,836.58 CR
ASIC Fees (30800)					
<u>ASIC Fees (30800)</u>					
01/09/2014	Trustee Company ASIC fee		44.00		44.00 DR
			44.00		44.00 DR
Advisor Fees (30900)					
<u>Advisor Fees (30900)</u>					
29/08/2014	Inv 2335 - Teaminvest (Group advised you to take investment decisions)		8,900.00		8,900.00 DR
			8,900.00		8,900.00 DR
Bank Charges (31500)					
<u>Bank Charges (31500)</u>					
01/07/2014	CBA Account fee		5.00		5.00 DR
01/08/2014	CBA Account fee		5.00		10.00 DR
01/09/2014	CBA Account fee		5.00		15.00 DR
01/10/2014	CBA Account fee		5.00		20.00 DR
01/11/2014	CBA Account fee		5.00		25.00 DR
25/11/2014	Funds transfer from CBA to SAXO incl transfer fee		30.00		55.00 DR
01/12/2014	CBA Account fee		5.00		60.00 DR
01/01/2015	CBA Account fee		5.00		65.00 DR
01/02/2015	CBA Account fee		5.00		70.00 DR
02/02/2015	Client Custody Fee - SAXO		8.54		78.54 DR
27/02/2015	CBA Account fee		4.64		83.18 DR
01/03/2015	CBA Account fee		0.36		83.54 DR
02/03/2015	Funds transfer to Saxon and Bank transfer fee		30.00		113.54 DR
02/03/2015	Client Custody Fee - SAXO		8.25		121.79 DR
31/03/2015	Funds transfer to Saxo and Bank transfer fee		30.00		151.79 DR
01/04/2015	CBA Account fee		5.00		156.79 DR
01/04/2015	Client Custody Fee - SAXO		16.07		172.86 DR
01/05/2015	CBA Account fee		5.00		177.86 DR
01/05/2015	Client Custody Fee - SAXO		20.78		198.64 DR
01/06/2015	CBA Account fee		5.00		203.64 DR
01/06/2015	Client Custody Fee - SAXO		20.95		224.59 DR
			224.59		224.59 DR
Life Insurance Premiums (39000)					
<u>(Life Insurance Premiums) De Paola, Julie - Accumulation (JULDE 00001A)</u>					
07/07/2014	Robert & Julie monthly life insurance premium		764.61		764.61 DR
11/08/2014	Robert & Julie monthly life insurance premium		764.61		1,529.22 DR
10/09/2014	Robert & Julie monthly life insurance premium		764.61		2,293.83 DR
10/10/2014	Robert & Julie monthly life insurance premium		764.61		3,058.44 DR

Luxury Portraits Superannuation Fund

General Ledger

For The Period 01 July 2014 - 30 June 2015

Transaction Date	Description	Units	Debit	Credit	Balance \$
10/11/2014	Robert & Julie monthly life insurance premium		764.61		3,823.05 DR
10/12/2014	Robert & Julie monthly life insurance premium		764.61		4,587.66 DR
12/01/2015	Robert & Julie monthly life insurance premium		764.61		5,352.27 DR
10/02/2015	Robert & Julie monthly life insurance premium		764.61		6,116.88 DR
10/03/2015	Robert & Julie monthly life insurance premium		764.61		6,881.49 DR
10/04/2015	Robert & Julie monthly life insurance premium		764.61		7,646.10 DR
11/05/2015	Robert & Julie monthly life insurance premium		764.61		8,410.71 DR
10/06/2015	Robert & Julie monthly life insurance premium		949.97		9,360.68 DR
			9,360.68		9,360.68 DR
<u>(Life Insurance Premiums) De Paola, Robert - Accumulation (ROBDE 00001A)</u>					
07/07/2014	Robert & Julie monthly life insurance premium		490.61		490.61 DR
11/08/2014	Robert & Julie monthly life insurance premium		490.61		981.22 DR
10/09/2014	Robert & Julie monthly life insurance premium		490.61		1,471.83 DR
10/10/2014	Robert & Julie monthly life insurance premium		490.61		1,962.44 DR
10/11/2014	Robert & Julie monthly life insurance premium		490.61		2,453.05 DR
10/12/2014	Robert & Julie monthly life insurance premium		490.61		2,943.66 DR
12/01/2015	Robert & Julie monthly life insurance premium		490.61		3,434.27 DR
10/02/2015	Robert & Julie monthly life insurance premium		490.61		3,924.88 DR
10/03/2015	Robert & Julie monthly life insurance premium		490.61		4,415.49 DR
10/04/2015	Robert & Julie monthly life insurance premium		556.48		4,971.97 DR
11/05/2015	Robert & Julie monthly life insurance premium		556.48		5,528.45 DR
10/06/2015	Robert & Julie monthly life insurance premium		556.48		6,084.93 DR
			6,084.93		6,084.93 DR
Pensions Paid (41600)					
<u>(Pensions Paid) De Paola, Julie - Pension (Transition to Retirement Pension 2) (DE JUL00005P)</u>					
25/06/2015	Julie		3,500.00		3,500.00 DR
			3,500.00		3,500.00 DR
Income Tax Expense (48500)					
<u>Income Tax Expense (48500)</u>					
30/06/2015	Create Entries - Foreign Credits Adjustment - 30/06/2015			73.54	73.54 CR
30/06/2015	Create Entries - Income Tax Expense - 30/06/2015		1,302.75		1,229.21 DR
			1,302.75	73.54	1,229.21 DR
Profit/Loss Allocation Account (49000)					
<u>Profit/Loss Allocation Account (49000)</u>					
02/07/2014	System Member Journals		1,218.54		1,218.54 DR
02/07/2014	System Member Journals		1,218.53		2,437.07 DR

Luxury Portraits Superannuation Fund

General Ledger

For The Period 01 July 2014 - 30 June 2015

Transaction Date	Description	Units	Debit	Credit	Balance \$
07/07/2014	System Member Journals		117.94		2,555.01 DR
07/07/2014	System Member Journals		117.94		2,672.95 DR
07/07/2014	System Member Journals			649.92	2,023.03 DR
07/07/2014	System Member Journals			417.02	1,606.01 DR
14/07/2014	System Member Journals		122.09		1,728.10 DR
14/07/2014	System Member Journals		122.09		1,850.19 DR
21/07/2014	System Member Journals		122.09		1,972.28 DR
21/07/2014	System Member Journals		122.09		2,094.37 DR
28/07/2014	System Member Journals		122.09		2,216.46 DR
28/07/2014	System Member Journals		122.09		2,338.55 DR
04/08/2014	System Member Journals		122.09		2,460.64 DR
04/08/2014	System Member Journals		122.09		2,582.73 DR
11/08/2014	System Member Journals		126.25		2,708.98 DR
11/08/2014	System Member Journals		126.25		2,835.23 DR
11/08/2014	System Member Journals			649.92	2,185.31 DR
11/08/2014	System Member Journals			417.02	1,768.29 DR
14/08/2014	System Member Journals		1,700.00		3,468.29 DR
14/08/2014	System Member Journals		1,700.00		5,168.29 DR
18/08/2014	System Member Journals		122.09		5,290.38 DR
18/08/2014	System Member Journals		122.09		5,412.47 DR
25/08/2014	System Member Journals		122.09		5,534.56 DR
25/08/2014	System Member Journals		122.09		5,656.65 DR
01/09/2014	System Member Journals		122.09		5,778.74 DR
01/09/2014	System Member Journals		122.09		5,900.83 DR
06/09/2014	System Member Journals		1,062.50		6,963.33 DR
06/09/2014	System Member Journals		1,062.50		8,025.83 DR
08/09/2014	System Member Journals		122.09		8,147.92 DR
08/09/2014	System Member Journals		122.09		8,270.01 DR
10/09/2014	System Member Journals			649.92	7,620.09 DR
10/09/2014	System Member Journals			417.02	7,203.07 DR
15/09/2014	System Member Journals		122.09		7,325.16 DR
15/09/2014	System Member Journals		122.09		7,447.25 DR
23/09/2014	System Member Journals		122.09		7,569.34 DR
23/09/2014	System Member Journals		122.09		7,691.43 DR
29/09/2014	System Member Journals		122.09		7,813.52 DR
29/09/2014	System Member Journals		122.09		7,935.61 DR
06/10/2014	System Member Journals		122.09		8,057.70 DR
06/10/2014	System Member Journals		122.09		8,179.79 DR
10/10/2014	System Member Journals			649.92	7,529.87 DR
10/10/2014	System Member Journals			417.02	7,112.85 DR
13/10/2014	System Member Journals		122.09		7,234.94 DR
13/10/2014	System Member Journals		122.09		7,357.03 DR
20/10/2014	System Member Journals		122.09		7,479.12 DR
20/10/2014	System Member Journals		122.09		7,601.21 DR
28/10/2014	System Member Journals		122.09		7,723.30 DR
28/10/2014	System Member Journals		122.09		7,845.39 DR
07/11/2014	System Member Journals		122.09		7,967.48 DR

Luxury Portraits Superannuation Fund

General Ledger

For The Period 01 July 2014 - 30 June 2015

Transaction Date	Description	Units	Debit	Credit	Balance \$
07/11/2014	System Member Journals		122.09		8,089.57 DR
10/11/2014	System Member Journals			649.92	7,439.65 DR
10/11/2014	System Member Journals			417.02	7,022.63 DR
13/11/2014	System Member Journals		122.09		7,144.72 DR
13/11/2014	System Member Journals		122.09		7,266.81 DR
18/11/2014	System Member Journals		122.09		7,388.90 DR
18/11/2014	System Member Journals		122.09		7,510.99 DR
24/11/2014	System Member Journals		122.09		7,633.08 DR
24/11/2014	System Member Journals		122.09		7,755.17 DR
01/12/2014	System Member Journals		122.09		7,877.26 DR
01/12/2014	System Member Journals		122.09		7,999.35 DR
08/12/2014	System Member Journals		122.09		8,121.44 DR
08/12/2014	System Member Journals		122.09		8,243.53 DR
10/12/2014	System Member Journals			649.92	7,593.61 DR
10/12/2014	System Member Journals			417.02	7,176.59 DR
18/12/2014	System Member Journals		122.09		7,298.68 DR
18/12/2014	System Member Journals		122.09		7,420.77 DR
22/12/2014	System Member Journals		122.09		7,542.86 DR
22/12/2014	System Member Journals		122.09		7,664.95 DR
29/12/2014	System Member Journals		122.09		7,787.04 DR
29/12/2014	System Member Journals		122.09		7,909.13 DR
05/01/2015	System Member Journals		122.09		8,031.22 DR
05/01/2015	System Member Journals		122.09		8,153.31 DR
12/01/2015	System Member Journals		122.09		8,275.40 DR
12/01/2015	System Member Journals		122.09		8,397.49 DR
12/01/2015	System Member Journals			649.92	7,747.57 DR
12/01/2015	System Member Journals			417.02	7,330.55 DR
19/01/2015	System Member Journals		122.09		7,452.64 DR
19/01/2015	System Member Journals		122.09		7,574.73 DR
26/01/2015	System Member Journals		122.09		7,696.82 DR
26/01/2015	System Member Journals		122.09		7,818.91 DR
01/02/2015	System Member Journals		122.09		7,941.00 DR
01/02/2015	System Member Journals		122.09		8,063.09 DR
09/02/2015	System Member Journals		122.09		8,185.18 DR
09/02/2015	System Member Journals		122.09		8,307.27 DR
10/02/2015	System Member Journals			649.92	7,657.35 DR
10/02/2015	System Member Journals			417.02	7,240.33 DR
16/02/2015	System Member Journals		122.09		7,362.42 DR
16/02/2015	System Member Journals		122.09		7,484.51 DR
23/02/2015	System Member Journals		122.09		7,606.60 DR
23/02/2015	System Member Journals		122.09		7,728.69 DR
02/03/2015	System Member Journals		122.09		7,850.78 DR
02/03/2015	System Member Journals		122.09		7,972.87 DR
09/03/2015	System Member Journals		122.09		8,094.96 DR
09/03/2015	System Member Journals		122.09		8,217.05 DR
10/03/2015	System Member Journals			649.92	7,567.13 DR
10/03/2015	System Member Journals			417.02	7,150.11 DR

Luxury Portraits Superannuation Fund

General Ledger

For The Period 01 July 2014 - 30 June 2015

Transaction Date	Description	Units	Debit	Credit	Balance \$
16/03/2015	System Member Journals		122.09		7,272.20 DR
16/03/2015	System Member Journals		122.09		7,394.29 DR
23/03/2015	System Member Journals		122.09		7,516.38 DR
23/03/2015	System Member Journals		122.09		7,638.47 DR
30/03/2015	System Member Journals		122.09		7,760.56 DR
30/03/2015	System Member Journals		122.09		7,882.65 DR
06/04/2015	System Member Journals		122.09		8,004.74 DR
06/04/2015	System Member Journals		122.09		8,126.83 DR
10/04/2015	System Member Journals			649.92	7,476.91 DR
10/04/2015	System Member Journals			473.01	7,003.90 DR
13/04/2015	System Member Journals		122.09		7,125.99 DR
13/04/2015	System Member Journals		122.09		7,248.08 DR
20/04/2015	System Member Journals		122.09		7,370.17 DR
20/04/2015	System Member Journals		122.09		7,492.26 DR
27/04/2015	System Member Journals		122.09		7,614.35 DR
27/04/2015	System Member Journals		122.09		7,736.44 DR
04/05/2015	System Member Journals		122.09		7,858.53 DR
04/05/2015	System Member Journals		122.09		7,980.62 DR
11/05/2015	System Member Journals		122.09		8,102.71 DR
11/05/2015	System Member Journals		122.09		8,224.80 DR
11/05/2015	System Member Journals			649.92	7,574.88 DR
11/05/2015	System Member Journals			473.01	7,101.87 DR
18/05/2015	System Member Journals		122.09		7,223.96 DR
18/05/2015	System Member Journals		122.09		7,346.05 DR
25/05/2015	System Member Journals		122.09		7,468.14 DR
25/05/2015	System Member Journals		122.09		7,590.23 DR
01/06/2015	System Member Journals		122.09		7,712.32 DR
01/06/2015	System Member Journals		122.09		7,834.41 DR
08/06/2015	System Member Journals		122.09		7,956.50 DR
08/06/2015	System Member Journals		122.09		8,078.59 DR
10/06/2015	System Member Journals			807.47	7,271.12 DR
10/06/2015	System Member Journals			473.01	6,798.11 DR
15/06/2015	System Member Journals		93.18		6,891.29 DR
15/06/2015	System Member Journals		93.18		6,984.47 DR
22/06/2015	System Member Journals		93.18		7,077.65 DR
22/06/2015	System Member Journals		93.18		7,170.83 DR
25/06/2015	System Member Journals			3,500.00	3,670.83 DR
29/06/2015	System Member Journals		1,487.50		5,158.33 DR
29/06/2015	System Member Journals		1,487.50		6,645.83 DR
29/06/2015	System Member Journals		93.18		6,739.01 DR
29/06/2015	System Member Journals		93.18		6,832.19 DR
30/06/2015	Create Entries - Profit/Loss Allocation - 30/06/2015		4,896.09		11,728.28 DR
30/06/2015	Create Entries - Profit/Loss Allocation - 30/06/2015		701.27		12,429.55 DR
30/06/2015	Create Entries - Profit/Loss Allocation - 30/06/2015		2,380.63		14,810.18 DR
30/06/2015	Create Entries - Income Tax Expense Allocation - 30/06/2015		455.75		15,265.93 DR
30/06/2015	Create Entries - Income Tax		65.29		15,331.22 DR

Luxury Portraits Superannuation Fund

General Ledger

For The Period 01 July 2014 - 30 June 2015

Transaction Date	Description	Units	Debit	Credit	Balance \$
	Expense Allocation - 30/06/2015				
			31,960.02	16,628.80	15,331.22 DR
Opening Balance (50010)					
<u>(Opening Balance) De Paola, Julie - Pension (Transition to Retirement Pension 2) (DE JUL00005P)</u>					
01/07/2014	Close Period Journal			78,852.77	78,852.77 CR
				78,852.77	78,852.77 CR
<u>(Opening Balance) De Paola, Julie - Accumulation (JULDE 00001A)</u>					
01/07/2014	Opening Balance				80,621.30 CR
01/07/2014	Close Period Journal		59,393.50		21,227.80 CR
			59,393.50		21,227.80 CR
<u>(Opening Balance) De Paola, Robert - Accumulation (ROBDE 00001A)</u>					
01/07/2014	Opening Balance				137,355.29 CR
01/07/2014	Close Period Journal			21,037.53	158,392.82 CR
				21,037.53	158,392.82 CR
Contributions (52420)					
<u>(Contributions) De Paola, Julie - Accumulation (JULDE 00001A)</u>					
01/07/2014	Opening Balance				25,180.31 CR
01/07/2014	Close Period Journal		25,180.31		0.00 DR
02/07/2014	System Member Journals			1,433.58	1,433.58 CR
07/07/2014	System Member Journals			138.75	1,572.33 CR
14/07/2014	System Member Journals			143.64	1,715.97 CR
21/07/2014	System Member Journals			143.64	1,859.61 CR
28/07/2014	System Member Journals			143.64	2,003.25 CR
04/08/2014	System Member Journals			143.64	2,146.89 CR
11/08/2014	System Member Journals			148.53	2,295.42 CR
14/08/2014	System Member Journals			2,000.00	4,295.42 CR
18/08/2014	System Member Journals			143.64	4,439.06 CR
25/08/2014	System Member Journals			143.64	4,582.70 CR
01/09/2014	System Member Journals			143.64	4,726.34 CR
06/09/2014	System Member Journals			1,250.00	5,976.34 CR
08/09/2014	System Member Journals			143.64	6,119.98 CR
15/09/2014	System Member Journals			143.64	6,263.62 CR
23/09/2014	System Member Journals			143.64	6,407.26 CR
29/09/2014	System Member Journals			143.64	6,550.90 CR
06/10/2014	System Member Journals			143.64	6,694.54 CR
13/10/2014	System Member Journals			143.64	6,838.18 CR
20/10/2014	System Member Journals			143.64	6,981.82 CR
28/10/2014	System Member Journals			143.64	7,125.46 CR
07/11/2014	System Member Journals			143.64	7,269.10 CR
13/11/2014	System Member Journals			143.64	7,412.74 CR
18/11/2014	System Member Journals			143.64	7,556.38 CR
24/11/2014	System Member Journals			143.64	7,700.02 CR
01/12/2014	System Member Journals			143.64	7,843.66 CR
08/12/2014	System Member Journals			143.64	7,987.30 CR
18/12/2014	System Member Journals			143.64	8,130.94 CR
22/12/2014	System Member Journals			143.64	8,274.58 CR

Luxury Portraits Superannuation Fund

General Ledger

For The Period 01 July 2014 - 30 June 2015

Transaction Date	Description	Units	Debit	Credit	Balance \$
29/12/2014	System Member Journals			143.64	8,418.22 CR
05/01/2015	System Member Journals			143.64	8,561.86 CR
12/01/2015	System Member Journals			143.64	8,705.50 CR
19/01/2015	System Member Journals			143.64	8,849.14 CR
26/01/2015	System Member Journals			143.64	8,992.78 CR
01/02/2015	System Member Journals			143.64	9,136.42 CR
09/02/2015	System Member Journals			143.64	9,280.06 CR
16/02/2015	System Member Journals			143.64	9,423.70 CR
23/02/2015	System Member Journals			143.64	9,567.34 CR
02/03/2015	System Member Journals			143.64	9,710.98 CR
09/03/2015	System Member Journals			143.64	9,854.62 CR
16/03/2015	System Member Journals			143.64	9,998.26 CR
23/03/2015	System Member Journals			143.64	10,141.90 CR
30/03/2015	System Member Journals			143.64	10,285.54 CR
06/04/2015	System Member Journals			143.64	10,429.18 CR
13/04/2015	System Member Journals			143.64	10,572.82 CR
20/04/2015	System Member Journals			143.64	10,716.46 CR
27/04/2015	System Member Journals			143.64	10,860.10 CR
04/05/2015	System Member Journals			143.64	11,003.74 CR
11/05/2015	System Member Journals			143.64	11,147.38 CR
18/05/2015	System Member Journals			143.64	11,291.02 CR
25/05/2015	System Member Journals			143.64	11,434.66 CR
01/06/2015	System Member Journals			143.64	11,578.30 CR
08/06/2015	System Member Journals			143.64	11,721.94 CR
15/06/2015	System Member Journals			109.62	11,831.56 CR
22/06/2015	System Member Journals			109.62	11,941.18 CR
29/06/2015	System Member Journals			1,750.00	13,691.18 CR
29/06/2015	System Member Journals			109.62	13,800.80 CR
			25,180.31	13,800.80	13,800.80 CR

(Contributions) De Paola, Robert - Accumulation (ROBDE 00001A)

01/07/2014	Opening Balance				25,180.32 CR
01/07/2014	Close Period Journal		25,180.32		0.00 DR
02/07/2014	System Member Journals			1,433.57	1,433.57 CR
07/07/2014	System Member Journals			138.75	1,572.32 CR
14/07/2014	System Member Journals			143.64	1,715.96 CR
21/07/2014	System Member Journals			143.64	1,859.60 CR
28/07/2014	System Member Journals			143.64	2,003.24 CR
04/08/2014	System Member Journals			143.64	2,146.88 CR
11/08/2014	System Member Journals			148.53	2,295.41 CR
14/08/2014	System Member Journals			2,000.00	4,295.41 CR
18/08/2014	System Member Journals			143.64	4,439.05 CR
25/08/2014	System Member Journals			143.64	4,582.69 CR
01/09/2014	System Member Journals			143.64	4,726.33 CR
06/09/2014	System Member Journals			1,250.00	5,976.33 CR
08/09/2014	System Member Journals			143.64	6,119.97 CR
15/09/2014	System Member Journals			143.64	6,263.61 CR
23/09/2014	System Member Journals			143.64	6,407.25 CR

Luxury Portraits Superannuation Fund

General Ledger

For The Period 01 July 2014 - 30 June 2015

Transaction Date	Description	Units	Debit	Credit	Balance \$
29/09/2014	System Member Journals			143.64	6,550.89 CR
06/10/2014	System Member Journals			143.64	6,694.53 CR
13/10/2014	System Member Journals			143.64	6,838.17 CR
20/10/2014	System Member Journals			143.64	6,981.81 CR
28/10/2014	System Member Journals			143.64	7,125.45 CR
07/11/2014	System Member Journals			143.64	7,269.09 CR
13/11/2014	System Member Journals			143.64	7,412.73 CR
18/11/2014	System Member Journals			143.64	7,556.37 CR
24/11/2014	System Member Journals			143.64	7,700.01 CR
01/12/2014	System Member Journals			143.64	7,843.65 CR
08/12/2014	System Member Journals			143.64	7,987.29 CR
18/12/2014	System Member Journals			143.64	8,130.93 CR
22/12/2014	System Member Journals			143.64	8,274.57 CR
29/12/2014	System Member Journals			143.64	8,418.21 CR
05/01/2015	System Member Journals			143.64	8,561.85 CR
12/01/2015	System Member Journals			143.64	8,705.49 CR
19/01/2015	System Member Journals			143.64	8,849.13 CR
26/01/2015	System Member Journals			143.64	8,992.77 CR
01/02/2015	System Member Journals			143.64	9,136.41 CR
09/02/2015	System Member Journals			143.64	9,280.05 CR
16/02/2015	System Member Journals			143.64	9,423.69 CR
23/02/2015	System Member Journals			143.64	9,567.33 CR
02/03/2015	System Member Journals			143.64	9,710.97 CR
09/03/2015	System Member Journals			143.64	9,854.61 CR
16/03/2015	System Member Journals			143.64	9,998.25 CR
23/03/2015	System Member Journals			143.64	10,141.89 CR
30/03/2015	System Member Journals			143.64	10,285.53 CR
06/04/2015	System Member Journals			143.64	10,429.17 CR
13/04/2015	System Member Journals			143.64	10,572.81 CR
20/04/2015	System Member Journals			143.64	10,716.45 CR
27/04/2015	System Member Journals			143.64	10,860.09 CR
04/05/2015	System Member Journals			143.64	11,003.73 CR
11/05/2015	System Member Journals			143.64	11,147.37 CR
18/05/2015	System Member Journals			143.64	11,291.01 CR
25/05/2015	System Member Journals			143.64	11,434.65 CR
01/06/2015	System Member Journals			143.64	11,578.29 CR
08/06/2015	System Member Journals			143.64	11,721.93 CR
15/06/2015	System Member Journals			109.62	11,831.55 CR
22/06/2015	System Member Journals			109.62	11,941.17 CR
29/06/2015	System Member Journals			1,750.00	13,691.17 CR
29/06/2015	System Member Journals			109.62	13,800.79 CR
			25,180.32	13,800.79	13,800.79 CR

Share of Profit/(Loss) (53100)

(Share of Profit/(Loss)) De Paola, Julie - Pension (Transition to Retirement Pension 2) (DE JUL00005P)

01/07/2014	Opening Balance				511.52 DR
01/07/2014	Close Period Journal			511.52	0.00 DR
30/06/2015	Create Entries - Profit/Loss			2,380.63	2,380.63 CR

Luxury Portraits Superannuation Fund

General Ledger

For The Period 01 July 2014 - 30 June 2015

Transaction Date	Description	Units	Debit	Credit	Balance \$
	Allocation - 30/06/2015				
				2,892.15	2,380.63 CR
<u>(Share of Profit/(Loss)) De Paola, Julie - Accumulation (JULDE 00001A)</u>					
01/07/2014	Opening Balance				1,023.61 CR
01/07/2014	Close Period Journal		1,023.61		0.00 DR
30/06/2015	Create Entries - Profit/Loss Allocation - 30/06/2015			701.27	701.27 CR
			1,023.61	701.27	701.27 CR
<u>(Share of Profit/(Loss)) De Paola, Robert - Accumulation (ROBDE 00001A)</u>					
01/07/2014	Opening Balance				913.02 CR
01/07/2014	Close Period Journal		913.02		0.00 DR
30/06/2015	Create Entries - Profit/Loss Allocation - 30/06/2015			4,896.09	4,896.09 CR
			913.02	4,896.09	4,896.09 CR
Income Tax (53330)					
<u>(Income Tax) De Paola, Julie - Accumulation (JULDE 00001A)</u>					
01/07/2014	Opening Balance				9.85 DR
01/07/2014	Close Period Journal			9.85	0.00 DR
07/07/2014	System Member Journals			114.69	114.69 CR
11/08/2014	System Member Journals			114.69	229.38 CR
10/09/2014	System Member Journals			114.69	344.07 CR
10/10/2014	System Member Journals			114.69	458.76 CR
10/11/2014	System Member Journals			114.69	573.45 CR
10/12/2014	System Member Journals			114.69	688.14 CR
12/01/2015	System Member Journals			114.69	802.83 CR
10/02/2015	System Member Journals			114.69	917.52 CR
10/03/2015	System Member Journals			114.69	1,032.21 CR
10/04/2015	System Member Journals			114.69	1,146.90 CR
11/05/2015	System Member Journals			114.69	1,261.59 CR
10/06/2015	System Member Journals			142.50	1,404.09 CR
30/06/2015	Create Entries - Income Tax Expense Allocation - 30/06/2015			65.29	1,469.38 CR
				1,479.23	1,469.38 CR
<u>(Income Tax) De Paola, Robert - Accumulation (ROBDE 00001A)</u>					
01/07/2014	Opening Balance				165.89 CR
01/07/2014	Close Period Journal		165.89		0.00 DR
07/07/2014	System Member Journals			73.59	73.59 CR
11/08/2014	System Member Journals			73.59	147.18 CR
10/09/2014	System Member Journals			73.59	220.77 CR
10/10/2014	System Member Journals			73.59	294.36 CR
10/11/2014	System Member Journals			73.59	367.95 CR
10/12/2014	System Member Journals			73.59	441.54 CR
12/01/2015	System Member Journals			73.59	515.13 CR
10/02/2015	System Member Journals			73.59	588.72 CR
10/03/2015	System Member Journals			73.59	662.31 CR
10/04/2015	System Member Journals			83.47	745.78 CR
11/05/2015	System Member Journals			83.47	829.25 CR
10/06/2015	System Member Journals			83.47	912.72 CR

Luxury Portraits Superannuation Fund

General Ledger

For The Period 01 July 2014 - 30 June 2015

Transaction Date	Description	Units	Debit	Credit	Balance \$
30/06/2015	Create Entries - Income Tax Expense Allocation - 30/06/2015			455.75	1,368.47 CR
			165.89	1,368.47	1,368.47 CR
Contributions Tax (53800)					
<u>(Contributions Tax) De Paola, Julie - Accumulation (JULDE 00001A)</u>					
01/07/2014	Opening Balance				3,749.87 DR
01/07/2014	Close Period Journal			3,749.87	0.00 DR
02/07/2014	System Member Journals		215.04		215.04 DR
07/07/2014	System Member Journals		20.81		235.85 DR
14/07/2014	System Member Journals		21.55		257.40 DR
21/07/2014	System Member Journals		21.55		278.95 DR
28/07/2014	System Member Journals		21.55		300.50 DR
04/08/2014	System Member Journals		21.55		322.05 DR
11/08/2014	System Member Journals		22.28		344.33 DR
14/08/2014	System Member Journals		300.00		644.33 DR
18/08/2014	System Member Journals		21.55		665.88 DR
25/08/2014	System Member Journals		21.55		687.43 DR
01/09/2014	System Member Journals		21.55		708.98 DR
06/09/2014	System Member Journals		187.50		896.48 DR
08/09/2014	System Member Journals		21.55		918.03 DR
15/09/2014	System Member Journals		21.55		939.58 DR
23/09/2014	System Member Journals		21.55		961.13 DR
29/09/2014	System Member Journals		21.55		982.68 DR
06/10/2014	System Member Journals		21.55		1,004.23 DR
13/10/2014	System Member Journals		21.55		1,025.78 DR
20/10/2014	System Member Journals		21.55		1,047.33 DR
28/10/2014	System Member Journals		21.55		1,068.88 DR
07/11/2014	System Member Journals		21.55		1,090.43 DR
13/11/2014	System Member Journals		21.55		1,111.98 DR
18/11/2014	System Member Journals		21.55		1,133.53 DR
24/11/2014	System Member Journals		21.55		1,155.08 DR
01/12/2014	System Member Journals		21.55		1,176.63 DR
08/12/2014	System Member Journals		21.55		1,198.18 DR
18/12/2014	System Member Journals		21.55		1,219.73 DR
22/12/2014	System Member Journals		21.55		1,241.28 DR
29/12/2014	System Member Journals		21.55		1,262.83 DR
05/01/2015	System Member Journals		21.55		1,284.38 DR
12/01/2015	System Member Journals		21.55		1,305.93 DR
19/01/2015	System Member Journals		21.55		1,327.48 DR
26/01/2015	System Member Journals		21.55		1,349.03 DR
01/02/2015	System Member Journals		21.55		1,370.58 DR
09/02/2015	System Member Journals		21.55		1,392.13 DR
16/02/2015	System Member Journals		21.55		1,413.68 DR
23/02/2015	System Member Journals		21.55		1,435.23 DR
02/03/2015	System Member Journals		21.55		1,456.78 DR
09/03/2015	System Member Journals		21.55		1,478.33 DR
16/03/2015	System Member Journals		21.55		1,499.88 DR

Luxury Portraits Superannuation Fund

General Ledger

For The Period 01 July 2014 - 30 June 2015

Transaction Date	Description	Units	Debit	Credit	Balance \$
23/03/2015	System Member Journals		21.55		1,521.43 DR
30/03/2015	System Member Journals		21.55		1,542.98 DR
06/04/2015	System Member Journals		21.55		1,564.53 DR
13/04/2015	System Member Journals		21.55		1,586.08 DR
20/04/2015	System Member Journals		21.55		1,607.63 DR
27/04/2015	System Member Journals		21.55		1,629.18 DR
04/05/2015	System Member Journals		21.55		1,650.73 DR
11/05/2015	System Member Journals		21.55		1,672.28 DR
18/05/2015	System Member Journals		21.55		1,693.83 DR
25/05/2015	System Member Journals		21.55		1,715.38 DR
01/06/2015	System Member Journals		21.55		1,736.93 DR
08/06/2015	System Member Journals		21.55		1,758.48 DR
15/06/2015	System Member Journals		16.44		1,774.92 DR
22/06/2015	System Member Journals		16.44		1,791.36 DR
29/06/2015	System Member Journals		262.50		2,053.86 DR
29/06/2015	System Member Journals		16.44		2,070.30 DR
			2,070.30	3,749.87	2,070.30 DR

(Contributions Tax) De Paola, Robert - Accumulation (ROBDE 00001A)

01/07/2014	Opening Balance				3,749.87 DR
01/07/2014	Close Period Journal			3,749.87	0.00 DR
02/07/2014	System Member Journals		215.04		215.04 DR
07/07/2014	System Member Journals		20.81		235.85 DR
14/07/2014	System Member Journals		21.55		257.40 DR
21/07/2014	System Member Journals		21.55		278.95 DR
28/07/2014	System Member Journals		21.55		300.50 DR
04/08/2014	System Member Journals		21.55		322.05 DR
11/08/2014	System Member Journals		22.28		344.33 DR
14/08/2014	System Member Journals		300.00		644.33 DR
18/08/2014	System Member Journals		21.55		665.88 DR
25/08/2014	System Member Journals		21.55		687.43 DR
01/09/2014	System Member Journals		21.55		708.98 DR
06/09/2014	System Member Journals		187.50		896.48 DR
08/09/2014	System Member Journals		21.55		918.03 DR
15/09/2014	System Member Journals		21.55		939.58 DR
23/09/2014	System Member Journals		21.55		961.13 DR
29/09/2014	System Member Journals		21.55		982.68 DR
06/10/2014	System Member Journals		21.55		1,004.23 DR
13/10/2014	System Member Journals		21.55		1,025.78 DR
20/10/2014	System Member Journals		21.55		1,047.33 DR
28/10/2014	System Member Journals		21.55		1,068.88 DR
07/11/2014	System Member Journals		21.55		1,090.43 DR
13/11/2014	System Member Journals		21.55		1,111.98 DR
18/11/2014	System Member Journals		21.55		1,133.53 DR
24/11/2014	System Member Journals		21.55		1,155.08 DR
01/12/2014	System Member Journals		21.55		1,176.63 DR
08/12/2014	System Member Journals		21.55		1,198.18 DR
18/12/2014	System Member Journals		21.55		1,219.73 DR

Luxury Portraits Superannuation Fund

General Ledger

For The Period 01 July 2014 - 30 June 2015

Transaction Date	Description	Units	Debit	Credit	Balance \$
22/12/2014	System Member Journals		21.55		1,241.28 DR
29/12/2014	System Member Journals		21.55		1,262.83 DR
05/01/2015	System Member Journals		21.55		1,284.38 DR
12/01/2015	System Member Journals		21.55		1,305.93 DR
19/01/2015	System Member Journals		21.55		1,327.48 DR
26/01/2015	System Member Journals		21.55		1,349.03 DR
01/02/2015	System Member Journals		21.55		1,370.58 DR
09/02/2015	System Member Journals		21.55		1,392.13 DR
16/02/2015	System Member Journals		21.55		1,413.68 DR
23/02/2015	System Member Journals		21.55		1,435.23 DR
02/03/2015	System Member Journals		21.55		1,456.78 DR
09/03/2015	System Member Journals		21.55		1,478.33 DR
16/03/2015	System Member Journals		21.55		1,499.88 DR
23/03/2015	System Member Journals		21.55		1,521.43 DR
30/03/2015	System Member Journals		21.55		1,542.98 DR
06/04/2015	System Member Journals		21.55		1,564.53 DR
13/04/2015	System Member Journals		21.55		1,586.08 DR
20/04/2015	System Member Journals		21.55		1,607.63 DR
27/04/2015	System Member Journals		21.55		1,629.18 DR
04/05/2015	System Member Journals		21.55		1,650.73 DR
11/05/2015	System Member Journals		21.55		1,672.28 DR
18/05/2015	System Member Journals		21.55		1,693.83 DR
25/05/2015	System Member Journals		21.55		1,715.38 DR
01/06/2015	System Member Journals		21.55		1,736.93 DR
08/06/2015	System Member Journals		21.55		1,758.48 DR
15/06/2015	System Member Journals		16.44		1,774.92 DR
22/06/2015	System Member Journals		16.44		1,791.36 DR
29/06/2015	System Member Journals		262.50		2,053.86 DR
29/06/2015	System Member Journals		16.44		2,070.30 DR
			2,070.30	3,749.87	2,070.30 DR

Life Insurance Premiums (53920)

(Life Insurance Premiums) De Paola, Julie - Accumulation (JULDE 00001A)

01/07/2014	Opening Balance				764.61 DR
01/07/2014	Close Period Journal			764.61	0.00 DR
07/07/2014	System Member Journals		764.61		764.61 DR
11/08/2014	System Member Journals		764.61		1,529.22 DR
10/09/2014	System Member Journals		764.61		2,293.83 DR
10/10/2014	System Member Journals		764.61		3,058.44 DR
10/11/2014	System Member Journals		764.61		3,823.05 DR
10/12/2014	System Member Journals		764.61		4,587.66 DR
12/01/2015	System Member Journals		764.61		5,352.27 DR
10/02/2015	System Member Journals		764.61		6,116.88 DR
10/03/2015	System Member Journals		764.61		6,881.49 DR
10/04/2015	System Member Journals		764.61		7,646.10 DR
11/05/2015	System Member Journals		764.61		8,410.71 DR
10/06/2015	System Member Journals		949.97		9,360.68 DR
			9,360.68	764.61	9,360.68 DR

Luxury Portraits Superannuation Fund

General Ledger

For The Period 01 July 2014 - 30 June 2015

Transaction Date	Description	Units	Debit	Credit	Balance \$
<u>(Life Insurance Premiums) De Paola, Robert - Accumulation (ROBDE 00001A)</u>					
01/07/2014	Opening Balance				1,471.83 DR
01/07/2014	Close Period Journal			1,471.83	0.00 DR
07/07/2014	System Member Journals		490.61		490.61 DR
11/08/2014	System Member Journals		490.61		981.22 DR
10/09/2014	System Member Journals		490.61		1,471.83 DR
10/10/2014	System Member Journals		490.61		1,962.44 DR
10/11/2014	System Member Journals		490.61		2,453.05 DR
10/12/2014	System Member Journals		490.61		2,943.66 DR
12/01/2015	System Member Journals		490.61		3,434.27 DR
10/02/2015	System Member Journals		490.61		3,924.88 DR
10/03/2015	System Member Journals		490.61		4,415.49 DR
10/04/2015	System Member Journals		556.48		4,971.97 DR
11/05/2015	System Member Journals		556.48		5,528.45 DR
10/06/2015	System Member Journals		556.48		6,084.93 DR
			6,084.93	1,471.83	6,084.93 DR
Pensions Paid (54160)					
<u>(Pensions Paid) De Paola, Julie - Pension (Transition to Retirement Pension 2) (DE JUL00005P)</u>					
01/07/2014	Opening Balance				1,708.80 DR
01/07/2014	Close Period Journal			1,708.80	0.00 DR
25/06/2015	System Member Journals		3,500.00		3,500.00 DR
			3,500.00	1,708.80	3,500.00 DR
Internal Transfers In (56100)					
<u>(Internal Transfers In) De Paola, Julie - Pension (Transition to Retirement Pension 2) (DE JUL00005P)</u>					
01/07/2014	Opening Balance				81,073.09 CR
01/07/2014	Close Period Journal		81,073.09		0.00 DR
			81,073.09		0.00 DR
Internal Transfers Out (57100)					
<u>(Internal Transfers Out) De Paola, Julie - Accumulation (JULDE 00001A)</u>					
01/07/2014	Opening Balance				81,073.09 DR
01/07/2014	Close Period Journal			81,073.09	0.00 DR
				81,073.09	0.00 DR
Cash bank accounts (60400)					
<u>CBA Cash Investment Account (CBA10322950)</u>					
01/07/2014	Opening Balance				268,684.24 DR
01/07/2014	CBA Interest		435.63		269,119.87 DR
01/07/2014	CBA Account fee			5.00	269,114.87 DR
07/07/2014	Robert & Julie's 50/50 employer contribution		277.50		269,392.37 DR
07/07/2014	Robert & Julie monthly life insurance premium			1,255.22	268,137.15 DR
14/07/2014	Robert & Julie's 50/50 employer contribution		287.28		268,424.43 DR
21/07/2014	Robert & Julie's 50/50 employer contribution		287.28		268,711.71 DR
28/07/2014	Robert & Julie's 50/50 employer contribution		287.28		268,998.99 DR
01/08/2014	CBA Interest		513.58		269,512.57 DR

Luxury Portraits Superannuation Fund

General Ledger

For The Period 01 July 2014 - 30 June 2015

Transaction Date	Description	Units	Debit	Credit	Balance \$
01/08/2014	CBA Account fee			5.00	269,507.57 DR
04/08/2014	Robert & Julie's 50/50 employer contribution		287.28		269,794.85 DR
11/08/2014	Robert & Julie's 50/50 employer contribution		297.06		270,091.91 DR
11/08/2014	Robert & Julie monthly life insurance premium			1,255.22	268,836.69 DR
14/08/2014	Robert & Julie's 50/50 employer contribution		4,000.00		272,836.69 DR
18/08/2014	Robert & Julie's 50/50 employer contribution		287.28		273,123.97 DR
25/08/2014	Robert & Julie's 50/50 employer contribution		287.28		273,411.25 DR
29/08/2014	Inv 2335 - Teaminvest (Group advised you to take investment decisions)			8,900.00	264,511.25 DR
01/09/2014	CBA Interest		517.44		265,028.69 DR
01/09/2014	CBA Account fee			5.00	265,023.69 DR
01/09/2014	Trustee Company ASIC fee			44.00	264,979.69 DR
01/09/2014	Robert & Julie's 50/50 employer contribution		287.28		265,266.97 DR
06/09/2014	Robert & Julie's 50/50 employer contribution		2,500.00		267,766.97 DR
08/09/2014	Robert & Julie's 50/50 employer contribution		287.28		268,054.25 DR
10/09/2014	Robert & Julie monthly life insurance premium			1,255.22	266,799.03 DR
15/09/2014	Robert & Julie's 50/50 employer contribution		287.28		267,086.31 DR
23/09/2014	Robert & Julie's 50/50 employer contribution		287.28		267,373.59 DR
29/09/2014	Robert & Julie's 50/50 employer contribution		287.28		267,660.87 DR
01/10/2014	CBA Interest		493.66		268,154.53 DR
01/10/2014	CBA Account fee			5.00	268,149.53 DR
06/10/2014	Robert & Julie's 50/50 employer contribution		287.28		268,436.81 DR
10/10/2014	Robert & Julie monthly life insurance premium			1,255.22	267,181.59 DR
13/10/2014	Robert & Julie's 50/50 employer contribution		287.28		267,468.87 DR
20/10/2014	Robert & Julie's 50/50 employer contribution		287.28		267,756.15 DR
28/10/2014	Robert & Julie's 50/50 employer contribution		287.28		268,043.43 DR
01/11/2014	CBA Interest		511.80		268,555.23 DR
01/11/2014	CBA Account fee			5.00	268,550.23 DR
07/11/2014	Robert & Julie's 50/50 employer contribution		287.28		268,837.51 DR
10/11/2014	Robert & Julie monthly life insurance premium			1,255.22	267,582.29 DR
13/11/2014	Robert & Julie's 50/50 employer contribution		287.28		267,869.57 DR
18/11/2014	Robert & Julie's 50/50 employer contribution		287.28		268,156.85 DR
24/11/2014	Robert & Julie's 50/50 employer contribution		287.28		268,444.13 DR
25/11/2014	Funds transfer from CBA to SAXO incl transfer fee			100,030.00	168,414.13 DR
01/12/2014	CBA Interest		452.19		168,866.32 DR
01/12/2014	CBA Account fee			5.00	168,861.32 DR
01/12/2014	Robert & Julie's 50/50 employer		287.28		169,148.60 DR

Luxury Portraits Superannuation Fund

General Ledger

For The Period 01 July 2014 - 30 June 2015

Transaction Date	Description	Units	Debit	Credit	Balance \$
	contribution				
08/12/2014	Robert & Julie's 50/50 employer contribution		287.28		169,435.88 DR
10/12/2014	Robert & Julie monthly life insurance premium			1,255.22	168,180.66 DR
18/12/2014	Robert & Julie's 50/50 employer contribution		287.28		168,467.94 DR
22/12/2014	Robert & Julie's 50/50 employer contribution		287.28		168,755.22 DR
29/12/2014	Robert & Julie's 50/50 employer contribution		287.28		169,042.50 DR
01/01/2015	CBA Interest		286.61		169,329.11 DR
01/01/2015	CBA Account fee			5.00	169,324.11 DR
05/01/2015	Robert & Julie's 50/50 employer contribution		287.28		169,611.39 DR
12/01/2015	Robert & Julie's 50/50 employer contribution		287.28		169,898.67 DR
12/01/2015	Robert & Julie monthly life insurance premium			1,255.22	168,643.45 DR
19/01/2015	Robert & Julie's 50/50 employer contribution		287.28		168,930.73 DR
26/01/2015	Robert & Julie's 50/50 employer contribution		287.28		169,218.01 DR
01/02/2015	Robert & Julie's 50/50 employer contribution		287.28		169,505.29 DR
01/02/2015	CBA Interest		287.28		169,792.57 DR
01/02/2015	CBA Account fee			5.00	169,787.57 DR
09/02/2015	Robert & Julie's 50/50 employer contribution		287.28		170,074.85 DR
10/02/2015	Robert & Julie monthly life insurance premium			1,255.22	168,819.63 DR
16/02/2015	Robert & Julie's 50/50 employer contribution		287.28		169,106.91 DR
23/02/2015	Robert & Julie's 50/50 employer contribution		287.28		169,394.19 DR
27/02/2015	CBA Interest		221.66		169,615.85 DR
27/02/2015	CBA Account fee			4.64	169,611.21 DR
01/03/2015	CBA Interest		16.28		169,627.49 DR
01/03/2015	CBA Account fee			0.36	169,627.13 DR
02/03/2015	Robert & Julie's 50/50 employer contribution		287.28		169,914.41 DR
02/03/2015	Funds transfer to Saxon and Bank transfer fee			100,030.00	69,884.41 DR
09/03/2015	Robert & Julie's 50/50 employer contribution		287.28		70,171.69 DR
10/03/2015	Robert & Julie monthly life insurance premium			1,255.22	68,916.47 DR
16/03/2015	Robert & Julie's 50/50 employer contribution		287.28		69,203.75 DR
23/03/2015	Robert & Julie's 50/50 employer contribution		287.28		69,491.03 DR
30/03/2015	Robert & Julie's 50/50 employer contribution		287.28		69,778.31 DR
31/03/2015	Funds transfer to Saxo and Bank transfer fee			50,030.00	19,748.31 DR
01/04/2015	CBA Interest		77.50		19,825.81 DR
01/04/2015	CBA Account fee			5.00	19,820.81 DR
06/04/2015	Robert & Julie's 50/50 employer contribution		287.28		20,108.09 DR
10/04/2015	Robert & Julie monthly life insurance premium			1,321.09	18,787.00 DR
13/04/2015	Robert & Julie's 50/50 employer		287.28		19,074.28 DR

Luxury Portraits Superannuation Fund

General Ledger

For The Period 01 July 2014 - 30 June 2015

Transaction Date	Description	Units	Debit	Credit	Balance \$
	contribution				
20/04/2015	Robert & Julie's 50/50 employer contribution		287.28		19,361.56 DR
27/04/2015	Robert & Julie's 50/50 employer contribution		287.28		19,648.84 DR
01/05/2015	CBA Interest		13.09		19,661.93 DR
01/05/2015	CBA Account fee			5.00	19,656.93 DR
04/05/2015	Robert & Julie's 50/50 employer contribution		287.28		19,944.21 DR
11/05/2015	Robert & Julie's 50/50 employer contribution		287.28		20,231.49 DR
11/05/2015	Robert & Julie monthly life insurance premium			1,321.09	18,910.40 DR
18/05/2015	Robert & Julie's 50/50 employer contribution		287.28		19,197.68 DR
25/05/2015	Robert & Julie's 50/50 employer contribution		287.28		19,484.96 DR
01/06/2015	CBA Interest		9.86		19,494.82 DR
01/06/2015	CBA Account fee			5.00	19,489.82 DR
01/06/2015	Robert & Julie's 50/50 employer contribution		287.28		19,777.10 DR
08/06/2015	Robert & Julie's 50/50 employer contribution		287.28		20,064.38 DR
10/06/2015	Robert & Julie monthly life insurance premium			1,506.45	18,557.93 DR
15/06/2015	Robert & Julie's 50/50 employer contribution		219.24		18,777.17 DR
22/06/2015	Robert & Julie's 50/50 employer contribution		219.24		18,996.41 DR
25/06/2015	Julie			3,500.00	15,496.41 DR
29/06/2015	Robert & Julie's 50/50 employer contribution		3,500.00		18,996.41 DR
29/06/2015	Robert & Julie's 50/50 employer contribution		219.24		19,215.65 DR
			28,571.02	278,039.61	19,215.65 DR
SAXO Capital Markets (SAXO104433)					
25/11/2014	Funds transfer from CBA to SAXO incl transfer fee		100,000.00		100,000.00 DR
04/12/2014	Bought 100 shares of American Airlines Group			5,968.90	94,031.10 DR
04/12/2014	Bought 43 shares of Apple Inc.			5,992.17	88,038.93 DR
04/12/2014	Bought 52 shares of Broadcom Ltd			6,334.92	81,704.01 DR
04/12/2014	Bought 43 shares of Celgene Corp			5,888.11	75,815.90 DR
04/12/2014	Bought 65 shares of Facebook Inc.			5,851.79	69,964.11 DR
04/12/2014	Bought 115 shares of Gamestop Corp			5,070.60	64,893.51 DR
04/12/2014	Sold 115 shares of Gamestop Corp		4,741.85		69,635.36 DR
04/12/2014	Bought 30 shares of Jazz Pharma Plc			6,424.64	63,210.72 DR
04/12/2014	Bought 65 shares of Lithia Motors Inc.			6,099.65	57,111.07 DR
04/12/2014	Bought 120 shares of Southwest Airlines Co.			6,089.27	51,021.80 DR
04/12/2014	Bought 130 shares of Methode Electronics Inc.			6,084.84	44,936.96 DR
04/12/2014	Bought 69 shares of Qualcomm Inc.			6,163.88	38,773.08 DR
04/12/2014	Bought 60 shares of Spirit Airlines Inc			5,967.30	32,805.78 DR
04/12/2014	Bought 115 shares of Gentherm Inc			5,285.72	27,520.06 DR
04/12/2014	Bought 75 shares of Skyworks Solutions			6,136.41	21,383.65 DR

Luxury Portraits Superannuation Fund

General Ledger

For The Period 01 July 2014 - 30 June 2015

Transaction Date	Description	Units	Debit	Credit	Balance \$
04/12/2014	Sold 115 shares of Genthem Inc		4,806.63		26,190.28 DR
04/12/2014	Bought 230 shares of Activision Inc			5,956.03	20,234.25 DR
12/12/2014	Sold 130 shares of Methode Electronics Inc.		5,553.47		25,787.72 DR
12/12/2014	Bought 74 shares of Synaptics Inc.			5,962.60	19,825.12 DR
12/12/2014	Bought 32 shares of Mohawk Ind			6,063.77	13,761.35 DR
12/12/2014	Sold 60 shares of Spirit Airlines		5,042.47		18,803.82 DR
15/12/2014	Sold 69 shares of Qualcomm Inc		5,912.73		24,716.55 DR
15/12/2014	Sold 230 shares of Activision Inc		5,586.43		30,302.98 DR
16/12/2014	Sold 30 shares of Jazz Pharma Plc		5,807.15		36,110.13 DR
16/12/2014	Bought 64 shares of Michael Kors			6,032.78	30,077.35 DR
16/12/2014	Sold 43 shares of Apple Inc		5,577.93		35,655.28 DR
18/12/2014	Bought 44 shares of Salix Pharmaceuticals Ltd			6,291.11	29,364.17 DR
23/12/2014	Bought 44 shares of Apple Inc.			6,201.96	23,162.21 DR
23/12/2014	Bought 65 shares NXP Semiconductors			6,292.10	16,870.11 DR
31/12/2014	Broadcom Ltd - Dividend received		22.27		16,892.38 DR
02/01/2015	Southwest Airlines Co. - Dividend received		6.08		16,898.46 DR
07/01/2015	Sold 74 shares of Synaptics Inc		5,530.27		22,428.73 DR
07/01/2015	Sold 64 shares of Michael Kors Holdings Ltd		5,321.40		27,750.13 DR
13/01/2015	Sold 100 shares of American Airlines Group		6,108.39		33,858.52 DR
16/01/2015	Sold 65 shares of Lithia Motors Inc		6,335.13		40,193.65 DR
16/01/2015	Sold 120 shares of Southwest Airlines Co.		5,624.45		45,818.10 DR
20/01/2015	Bought 133 shares of Genthem Inc,			6,207.65	39,610.45 DR
21/01/2015	Bought 48 shares of Gilead Sciences Inc			6,081.25	33,529.20 DR
02/02/2015	Client Custody Fee - SAXO			8.54	33,520.66 DR
12/02/2015	Apple Inc. - Dividend received		18.71		33,539.37 DR
17/02/2015	Bought 63 shares of Synaptics Inc			6,452.09	27,087.28 DR
26/02/2015	Bought 54 shares of Lithia Motors Inc			6,487.48	20,599.80 DR
02/03/2015	Funds transfer to Saxon and Bank transfer fee		100,000.00		120,599.80 DR
02/03/2015	Client Custody Fee - SAXO			8.25	120,591.55 DR
03/03/2015	Skyworks Solutions - Dividend received		8.72		120,600.27 DR
13/03/2015	Bought 211 shares of Genthem Inc,			13,140.33	107,459.94 DR
13/03/2015	Bought 143 shares of Super Micro Computer Inc.			6,211.47	101,248.47 DR
13/03/2015	Bought 133 shares of Astronics Corp			13,162.14	88,086.33 DR
13/03/2015	Bought 149 shares of Alaska Air Group Inc.			13,170.61	74,915.72 DR
13/03/2015	Bought 222 shares of Dycom Industries Inc.			13,141.46	61,774.26 DR
13/03/2015	Bought 81 shares of Malinckrodt Plc			13,044.43	48,729.83 DR
13/03/2015	Bought 222 shares of Southwest Airlines Co.			13,171.29	35,558.54 DR
17/03/2015	Bought 295 shares Microsemi Corp			13,189.60	22,368.94 DR
17/03/2015	Bought 146 shares of ICON Plc			13,137.51	9,231.43 DR
27/03/2015	Sold 143 shares of Super Micro Computer Inc.		6,005.28		15,236.71 DR

Luxury Portraits Superannuation Fund

General Ledger

For The Period 01 July 2014 - 30 June 2015

Transaction Date	Description	Units	Debit	Credit	Balance \$
27/03/2015	Lithia Motors - Dividend received		7.81		15,244.52 DR
31/03/2015	Funds transfer to Saxo and Bank transfer fee		50,000.00		65,244.52 DR
31/03/2015	Broadcom Ltd - Dividend received		25.99		65,270.51 DR
01/04/2015	Client Custody Fee - SAXO			16.07	65,254.44 DR
07/04/2015	Sold 222 shares of Southwest Airlines Co.		11,920.03		77,174.47 DR
07/04/2015	Sold 149 shares of Alaska Air Group Inc.		12,124.63		89,299.10 DR
08/04/2015	Sold 43 shares of Celgene Corp		6,250.82		95,549.92 DR
09/04/2015	Cash compensation for 44 shares of Delisted Salix Pharmaceutical		9,969.84		105,519.76 DR
10/04/2015	Bought 257 shares of Synchronoss Tech Inc.			16,518.47	89,001.29 DR
10/04/2015	Bought 195 shares of Analog Devices Inc.			16,445.31	72,555.98 DR
10/04/2015	Bought 184 shares of EPAM Systems Inc			16,444.76	56,111.22 DR
16/04/2015	Bought 126 shares of IPG Photonics Corp			16,109.58	40,001.64 DR
16/04/2015	Bought 424 shares of Horizon Pharma Inc.			15,885.47	24,116.17 DR
23/04/2015	Bought 55 shares of Malinckrodt Plc			6,038.30	18,077.87 DR
23/04/2015	Sold 136 shares of Mallinckrodt Plc		21,412.15		39,490.02 DR
30/04/2015	Sold 146 shares of ICON Plc		11,624.72		51,114.74 DR
30/04/2015	Sold 52 shares of Broadcom Ltd		7,633.74		58,748.48 DR
30/04/2015	Sold 32 shares of Mohawk Industries Inc.		7,041.83		65,790.31 DR
01/05/2015	Sold 257 shares Synchronoss Technologies Inc.		14,948.01		80,738.32 DR
01/05/2015	Sold 126 shares of IPG Photonics Corp		14,113.44		94,851.76 DR
01/05/2015	Sold 222 shares of Dycom Inc		12,886.98		107,738.74 DR
01/05/2015	Client Custody Fee - SAXO			20.78	107,717.96 DR
06/05/2015	Sold 65 shares of Facebook Inc		6,270.68		113,988.64 DR
06/05/2015	Sold 295 shares of Microsemi Corp		12,003.25		125,991.89 DR
06/05/2015	Sold 65 shares of Astronics Corp		11,171.30		137,163.19 DR
08/05/2015	Bought 582 shares of Jetblue Airways			16,013.62	121,149.57 DR
08/05/2015	Bought 129 shares of Skechers USA Inc.			15,998.15	105,151.42 DR
13/05/2015	Bought 545 shares of Inphi Corp			15,586.30	89,565.12 DR
13/05/2015	Bought 121 shares of United Rentals Inc			15,496.89	74,068.23 DR
13/05/2015	Bought 98 shares of Broadcom Ltd			15,724.41	58,343.82 DR
14/05/2015	Apple Inc. - Dividend received		19.83		58,363.65 DR
15/05/2015	Bought 229 shares of Norwegian Cruise			15,776.84	42,586.81 DR
15/05/2015	Bought 196 shares of Cognizant Technology			15,757.09	26,829.72 DR
15/05/2015	Bought 257 shares of Microsoft Corp			15,778.93	11,050.79 DR
29/05/2015	Sold 121 shares of United Rental Inc.		14,584.10		25,634.89 DR
29/05/2015	Lithia Motors - Dividend received		9.88		25,644.77 DR
01/06/2015	Client Custody Fee - SAXO			20.95	25,623.82 DR
04/06/2015	Skyworks Solutions - Dividend received		8.87		25,632.69 DR
09/06/2015	Sold 582 shares of Jetblue Airways		13,999.90		39,632.59 DR

Luxury Portraits Superannuation Fund

General Ledger

For The Period 01 July 2014 - 30 June 2015

Transaction Date	Description	Units	Debit	Credit	Balance \$
09/06/2015	Analog Devices Inc - Dividend received		71.00		39,703.59 DR
11/06/2015	Bought 152 shares of Facebook Inc			16,296.83	23,406.76 DR
11/06/2015	Bought 302 shares of Macom Technology			16,286.00	7,120.76 DR
11/06/2015	Microsoft Corp - Dividend received		71.92		7,192.68 DR
16/06/2015	Sold 257 shares of Microsoft Corp		14,977.23		22,169.91 DR
26/06/2015	Sold 63 shares of Synaptics Inc		7,336.93		29,506.84 DR
29/06/2015	Gilead Sciences - Dividend received		18.82		29,525.66 DR
30/06/2015	Sold 196 shares of Cognizant Technology Solutions		15,611.25		45,136.91 DR
30/06/2015	Sold 98 shares of Broadcom Ltd		16,906.19		62,043.10 DR
30/06/2015	Sold 195 shares of Analog Devices Inc.		16,189.43		78,232.53 DR
30/06/2015	Sold 302 shares of Macom Technology Solutions Inc.		14,859.58		93,092.11 DR
30/06/2015	Sold 545 shares of Inphi Corp		16,335.56		109,427.67 DR
30/06/2015	Broadcom Ltd - Dividend received		50.86		109,478.53 DR
30/06/2015	Sold 44 shares of Apple Inc.		7,119.48		116,598.01 DR
			625,585.41	508,987.40	116,598.01 DR

Shares in Listed Companies (Overseas) (77700)

American Airlines Group, Inc. (AAL.NDQ1)

04/12/2014	Bought 100 shares of American Airlines Group	100.00	5,968.90		5,968.90 DR
13/01/2015	Sold 100 shares of American Airlines Group	(100.00)		5,968.90	0.00 DR
		0.00	5,968.90	5,968.90	0.00 DR

Apple Inc. (AAPL.NDQ1)

04/12/2014	Bought 43 shares of Apple Inc.	43.00	5,992.17		5,992.17 DR
16/12/2014	Sold 43 shares of Apple Inc	(43.00)		5,992.17	0.00 DR
23/12/2014	Bought 44 shares of Apple Inc.	44.00	6,201.96		6,201.96 DR
30/06/2015	Sold 44 shares of Apple Inc.	(44.00)		6,201.96	0.00 DR
		0.00	12,194.13	12,194.13	0.00 DR

Analog Devices, Inc. (ADI.NDQ1)

10/04/2015	Bought 195 shares of Analog Devices Inc.	195.00	16,445.31		16,445.31 DR
30/06/2015	Sold 195 shares of Analog Devices Inc.	(195.00)		16,445.31	0.00 DR
		0.00	16,445.31	16,445.31	0.00 DR

Alaska Air Group, Inc. (ALK.NYE1)

13/03/2015	Bought 149 shares of Alaska Air Group Inc.	149.00	13,170.61		13,170.61 DR
07/04/2015	Sold 149 shares of Alaska Air Group Inc.	(149.00)		13,170.61	0.00 DR
		0.00	13,170.61	13,170.61	0.00 DR

Astronics Corporation (ATRO.NDQ1)

13/03/2015	Bought 133 shares of Astronics Corp	133.00	13,162.14		13,162.14 DR
06/05/2015	Sold 65 shares of Astronics Corp	(133.00)		13,162.14	0.00 DR
		0.00	13,162.14	13,162.14	0.00 DR

Activision Blizzard, Inc (ATVI.NDQ1)

04/12/2014	Bought 230 shares of Activision Inc	230.00	5,956.03		5,956.03 DR
15/12/2014	Sold 230 shares of Activision Inc	(230.00)		5,956.03	0.00 DR

Luxury Portraits Superannuation Fund

General Ledger

For The Period 01 July 2014 - 30 June 2015

Transaction Date	Description	Units	Debit	Credit	Balance \$
		0.00	5,956.03	5,956.03	0.00 DR
<u>Broadcom Limited (AVGO.NDQ1)</u>					
04/12/2014	Bought 52 shares of Broadcom Ltd	52.00	6,334.92		6,334.92 DR
30/04/2015	Sold 52 shares of Broadcom Ltd	(52.00)		6,334.92	0.00 DR
13/05/2015	Bought 98 shares of Broadcom Ltd	98.00	15,724.41		15,724.41 DR
30/06/2015	Sold 98 shares of Broadcom Ltd	(98.00)		15,724.41	0.00 DR
		0.00	22,059.33	22,059.33	0.00 DR
<u>Celgene Corporation (CELG.NDQ1)</u>					
04/12/2014	Bought 43 shares of Celgene Corp	43.00	5,888.11		5,888.11 DR
08/04/2015	Sold 43 shares of Celgene Corp	(43.00)		5,888.11	0.00 DR
		0.00	5,888.11	5,888.11	0.00 DR
<u>Cognizant Technology Solutions Corporation (CTSH.NDQ1)</u>					
15/05/2015	Bought 196 shares of Cognizant Technology	196.00	15,757.09		15,757.09 DR
30/06/2015	Sold 196 shares of Cognizant Technology Solutions	(196.00)		15,757.09	0.00 DR
		0.00	15,757.09	15,757.09	0.00 DR
<u>Dycom Industries, Inc. (DY.NYE1)</u>					
13/03/2015	Bought 222 shares of Dycom Industries Inc.	222.00	13,141.46		13,141.46 DR
01/05/2015	Sold 222 shares of Dycom Inc	(222.00)		13,141.46	0.00 DR
		0.00	13,141.46	13,141.46	0.00 DR
<u>EPAM Systems, Inc. (EPAM.NYE1)</u>					
10/04/2015	Bought 184 shares of EPAM Systems Inc	184.00	16,444.76		16,444.76 DR
30/06/2015	Revaluation - 30/06/2015 @ \$92.4200 (Custom) - 184.000000 Units on hand		560.52		17,005.28 DR
		184.00	17,005.28		17,005.28 DR
<u>Facebook, Inc. (FB.NDQ1)</u>					
04/12/2014	Bought 65 shares of Facebook Inc.	65.00	5,851.79		5,851.79 DR
06/05/2015	Sold 65 shares of Facebook Inc	(65.00)		5,851.79	0.00 DR
11/06/2015	Bought 152 shares of Facebook Inc	152.00	16,296.83		16,296.83 DR
30/06/2015	Revaluation - 30/06/2015 @ \$111.6667 - 152.000000 Units on hand		676.51		16,973.34 DR
		152.00	22,825.13	5,851.79	16,973.34 DR
<u>Gilead Sciences, Inc. (GILD.NDQ1)</u>					
21/01/2015	Bought 48 shares of Gilead Sciences Inc	48.00	6,081.25		6,081.25 DR
30/06/2015	Revaluation - 30/06/2015 @ \$152.4479 - 48.000000 Units on hand		1,236.25		7,317.50 DR
		48.00	7,317.50		7,317.50 DR
<u>Gamestop Corporation (GME.NYE1)</u>					
04/12/2014	Bought 115 shares of Gamestop Corp	115.00	5,070.60		5,070.60 DR
04/12/2014	Sold 115 shares of Gamestop Corp	(115.00)		5,070.60	0.00 DR
		0.00	5,070.60	5,070.60	0.00 DR
<u>Horizon Pharma plc (HZNP.NDQ1)</u>					
16/04/2015	Bought 424 shares of Horizon Pharma Inc.	424.00	15,885.47		15,885.47 DR

Luxury Portraits Superannuation Fund

General Ledger

For The Period 01 July 2014 - 30 June 2015

Transaction Date	Description	Units	Debit	Credit	Balance \$
30/06/2015	Revaluation - 30/06/2015 @ \$45.2344 - 424.000000 Units on hand		3,293.92		19,179.39 DR
		424.00	19,179.39		19,179.39 DR
<u>ICON plc (ICLR.NDQ1)</u>					
17/03/2015	Bought 146 shares of ICON Plc	146.00	13,137.51		13,137.51 DR
30/04/2015	Sold 146 shares of ICON Plc	(146.00)		13,137.51	0.00 DR
		0.00	13,137.51	13,137.51	0.00 DR
<u>IPG Photonics Corporation (IPGP.NDQ1)</u>					
16/04/2015	Bought 126 shares of IPG Photonics Corp	126.00	16,109.58		16,109.58 DR
01/05/2015	Sold 126 shares of IPG Photonics Corp	(126.00)		16,109.58	0.00 DR
		0.00	16,109.58	16,109.58	0.00 DR
<u>Inphi Corporation (IPHI.NYE1)</u>					
13/05/2015	Bought 545 shares of Inphi Corp	545.00	15,586.30		15,586.30 DR
30/06/2015	Sold 545 shares of Inphi Corp	(545.00)		15,586.30	0.00 DR
		0.00	15,586.30	15,586.30	0.00 DR
<u>Jazz Pharmaceuticals plc (JAZZ.NDQ1)</u>					
04/12/2014	Bought 30 shares of Jazz Pharma Plc	30.00	6,424.64		6,424.64 DR
16/12/2014	Sold 30 shares of Jazz Pharma Plc	(30.00)		6,424.64	0.00 DR
		0.00	6,424.64	6,424.64	0.00 DR
<u>JetBlue Airways Corporation (JBLU.NDQ1)</u>					
08/05/2015	Bought 582 shares of Jetblue Airways	582.00	16,013.62		16,013.62 DR
09/06/2015	Sold 582 shares of Jetblue Airways	(582.00)		16,013.62	0.00 DR
		0.00	16,013.62	16,013.62	0.00 DR
<u>Michael Kors Holdings Limited (KORS.NYE1)</u>					
16/12/2014	Bought 64 shares of Michael Kors	64.00	6,032.78		6,032.78 DR
07/01/2015	Sold 64 shares of Michael Kors Holdings Ltd	(64.00)		6,032.78	0.00 DR
		0.00	6,032.78	6,032.78	0.00 DR
<u>Lithia Motors, Inc. (LAD.NYE1)</u>					
04/12/2014	Bought 65 shares of Lithia Motors Inc.	65.00	6,099.65		6,099.65 DR
16/01/2015	Sold 65 shares of Lithia Motors Inc	(65.00)		6,099.65	0.00 DR
26/02/2015	Bought 54 shares of Lithia Motors Inc	54.00	6,487.48		6,487.48 DR
30/06/2015	Revaluation - 30/06/2015 @ \$146.8300 (Custom) - 54.000000 Units on hand		1,441.34		7,928.82 DR
		54.00	14,028.47	6,099.65	7,928.82 DR
<u>Southwest Airlines Company (LUV.NYE1)</u>					
04/12/2014	Bought 120 shares of Southwest Airlines Co.	120.00	6,089.27		6,089.27 DR
16/01/2015	Sold 120 shares of Southwest Airlines Co.	(120.00)		6,089.27	0.00 DR
13/03/2015	Bought 222 shares of Southwest Airlines Co.	222.00	13,171.29		13,171.29 DR
07/04/2015	Sold 222 shares of Southwest Airlines Co.	(222.00)		13,171.29	0.00 DR
		0.00	19,260.56	19,260.56	0.00 DR
<u>Methode Electronics, Inc. (MEI.NYE1)</u>					

Luxury Portraits Superannuation Fund

General Ledger

For The Period 01 July 2014 - 30 June 2015

Transaction Date	Description	Units	Debit	Credit	Balance \$
04/12/2014	Bought 130 shares of Methode Electronics Inc.	130.00	6,084.84		6,084.84 DR
12/12/2014	Sold 130 shares of Methode Electronics Inc.	(130.00)		6,084.84	0.00 DR
		0.00	6,084.84	6,084.84	0.00 DR
<u>Mohawk Industries, Inc. (MHK.NYE1)</u>					
12/12/2014	Bought 32 shares of Mohawk Ind	32.00	6,063.77		6,063.77 DR
30/04/2015	Sold 32 shares of Mohawk Industries Inc.	(32.00)		6,063.77	0.00 DR
		0.00	6,063.77	6,063.77	0.00 DR
<u>Mallinckrodt plc (MNK.NYE1)</u>					
13/03/2015	Bought 81 shares of Malinckrodt Plc	81.00	13,044.43		13,044.43 DR
23/04/2015	Bought 55 shares of Malinckrodt Plc	55.00	6,038.30		19,082.73 DR
23/04/2015	Sold 136 shares of Mallinckrodt Plc	(136.00)		19,082.73	0.00 DR
		0.00	19,082.73	19,082.73	0.00 DR
<u>Microsemi Corporation (MSCC.NDQ1)</u>					
17/03/2015	Bought 295 shares Microsemi Corp	295.00	13,189.60		13,189.60 DR
06/05/2015	Sold 295 shares of Microsemi Corp	(295.00)		13,189.60	0.00 DR
		0.00	13,189.60	13,189.60	0.00 DR
<u>Microsoft Corporation (MSFT.NDQ1)</u>					
15/05/2015	Bought 257 shares of Microsoft Corp	257.00	15,778.93		15,778.93 DR
16/06/2015	Sold 257 shares of Microsoft Corp	(257.00)		15,778.93	0.00 DR
		0.00	15,778.93	15,778.93	0.00 DR
<u>MACOM Technology Solutions Holdings, Inc. (MTSI.NDQ1)</u>					
11/06/2015	Bought 302 shares of Macom Technology	302.00	16,286.00		16,286.00 DR
30/06/2015	Sold 302 shares of Macom Technology Solutions Inc.	(302.00)		16,286.00	0.00 DR
		0.00	16,286.00	16,286.00	0.00 DR
<u>Norwegian Cruise Line Holdings Ltd. (NCLH.NDQ1)</u>					
15/05/2015	Bought 229 shares of Norwegian Cruise	229.00	15,776.84		15,776.84 DR
30/06/2015	Revaluation - 30/06/2015 @ \$72.9688 - 229.000000 Units on hand		933.02		16,709.86 DR
		229.00	16,709.86		16,709.86 DR
<u>NXP Semiconductors N.V. (NXPI.NDQ2)</u>					
23/12/2014	Bought 65 shares NXP Semiconductors	65.00	6,292.10		6,292.10 DR
30/06/2015	Revaluation - 30/06/2015 @ \$127.8646 - 65.000000 Units on hand		2,019.10		8,311.20 DR
		65.00	8,311.20		8,311.20 DR
<u>QUALCOMM Incorporated (QCOM.NDQ1)</u>					
04/12/2014	Bought 69 shares of Qualcomm Inc.	69.00	6,163.88		6,163.88 DR
15/12/2014	Sold 69 shares of Qualcomm Inc	(69.00)		6,163.88	0.00 DR
		0.00	6,163.88	6,163.88	0.00 DR
<u>Spirit Airlines, Inc. (SAVE.NDQ1)</u>					
04/12/2014	Bought 60 shares of Spirit Airlines Inc	60.00	5,967.30		5,967.30 DR
12/12/2014	Sold 60 shares of Spirit Airlines	(60.00)		5,967.30	0.00 DR
		0.00	5,967.30	5,967.30	0.00 DR

Luxury Portraits Superannuation Fund

General Ledger

For The Period 01 July 2014 - 30 June 2015

Transaction Date	Description	Units	Debit	Credit	Balance \$
<u>Skechers U.S.A., Inc. (SKX.NYE1)</u>					
08/05/2015	Bought 129 shares of Skechers USA Inc.	129.00	15,998.15		15,998.15 DR
30/06/2015	Revaluation - 30/06/2015 @ \$142.4600 (Custom) - 129.000000 Units on hand		2,379.19		18,377.34 DR
		129.00	18,377.34		18,377.34 DR
<u>Salix Pharmaceuticals Ltd (SLXP.NX1)</u>					
18/12/2014	Bought 44 shares of Salix Pharmaceuticals Ltd	44.00	6,291.11		6,291.11 DR
09/04/2015	Cash compensation for 44 shares of Delisted Salix Pharmaceutical	(44.00)		6,291.11	0.00 DR
		0.00	6,291.11	6,291.11	0.00 DR
<u>Super Micro Computer, Inc. (SMCI.NDQ1)</u>					
13/03/2015	Bought 143 shares of Super Micro Computer Inc.	143.00	6,211.47		6,211.47 DR
27/03/2015	Sold 143 shares of Super Micro Computer Inc.	(143.00)		6,211.47	0.00 DR
		0.00	6,211.47	6,211.47	0.00 DR
<u>Synchronoss Technologies, Inc. (SNCR.NDQ1)</u>					
10/04/2015	Bought 257 shares of Synchronoss Tech Inc.	257.00	16,518.47		16,518.47 DR
01/05/2015	Sold 257 shares Synchronoss Technologies Inc.	(257.00)		16,518.47	0.00 DR
		0.00	16,518.47	16,518.47	0.00 DR
<u>Skyworks Solutions, Inc. (SWKS.NDQ1)</u>					
04/12/2014	Bought 75 shares of Skyworks Solutions	75.00	6,136.41		6,136.41 DR
30/06/2015	Revaluation - 30/06/2015 @ \$135.5469 - 75.000000 Units on hand		4,029.61		10,166.02 DR
		75.00	10,166.02		10,166.02 DR
<u>Synaptics Incorporated (SYNA.NDQ1)</u>					
12/12/2014	Bought 74 shares of Synaptics Inc.	74.00	5,962.60		5,962.60 DR
07/01/2015	Sold 74 shares of Synaptics Inc	(74.00)		5,962.60	0.00 DR
17/02/2015	Bought 63 shares of Synaptics Inc	63.00	6,452.09		6,452.09 DR
26/06/2015	Sold 63 shares of Synaptics Inc	(63.00)		6,452.09	0.00 DR
		0.00	12,414.69	12,414.69	0.00 DR
<u>Gentherm Inc (THRM.NDQ1)</u>					
04/12/2014	Bought 115 shares of Gentherm Inc	115.00	5,285.72		5,285.72 DR
04/12/2014	Sold 115 shares of Gentherm Inc	(115.00)		5,285.72	0.00 DR
20/01/2015	Bought 133 shares of Gentherm Inc,	133.00	6,207.65		6,207.65 DR
13/03/2015	Bought 211 shares of Gentherm Inc,	211.00	13,140.33		19,347.98 DR
30/06/2015	Revaluation - 30/06/2015 @ \$71.4974 - 344.000000 Units on hand		5,247.13		24,595.11 DR
		344.00	29,880.83	5,285.72	24,595.11 DR
<u>United Rentals, Inc. (URI.NYE1)</u>					
13/05/2015	Bought 121 shares of United Rentals Inc	121.00	15,496.89		15,496.89 DR
29/05/2015	Sold 121 shares of United Rental Inc.	(121.00)		15,496.89	0.00 DR
		0.00	15,496.89	15,496.89	0.00 DR

Income Tax Payable/Refundable (85000)

Luxury Portraits Superannuation Fund

General Ledger

For The Period 01 July 2014 - 30 June 2015

Transaction Date	Description	Units	Debit	Credit	Balance \$
<u>Income Tax Payable/Refundable (85000)</u>					
01/07/2014	Opening Balance				7,343.70 CR
30/06/2015	Sep 2014 PAYG Tax instalment paid 29 Sep 2015		633.00		6,710.70 CR
30/06/2015	Dec 2014 PAYG Tax instalment paid 24 Sep 2015		633.00		6,077.70 CR
30/06/2015	Mar 2015 PAYG Tax instalment paid 29 Sep 2015		633.00		5,444.70 CR
30/06/2015	Jun 2015 PAYG Tax instalment paid 29 Sep 2015		633.00		4,811.70 CR
30/06/2015	Create Entries - Foreign Credits Adjustment - 30/06/2015		73.54		4,738.16 CR
30/06/2015	Create Entries - Income Tax Expense - 30/06/2015			1,302.75	6,040.91 CR
			2,605.54	1,302.75	6,040.91 CR
<u>PAYG Payable (86000)</u>					
<u>PAYG Payable (86000)</u>					
30/06/2015	Sep 2014 PAYG Tax instalment paid 29 Sep 2015			633.00	633.00 CR
30/06/2015	Dec 2014 PAYG Tax instalment paid 24 Sep 2015			633.00	1,266.00 CR
30/06/2015	Mar 2015 PAYG Tax instalment paid 29 Sep 2015			633.00	1,899.00 CR
30/06/2015	Jun 2015 PAYG Tax instalment paid 29 Sep 2015			633.00	2,532.00 CR
				2,532.00	2,532.00 CR
<u>Sundry Creditors (88000)</u>					
<u>Sundry Creditors (88000)</u>					
01/07/2014	Opening Balance				2,867.15 CR
02/07/2014	2013 Accounting & Audit fee paid by employer as employer contribution		2,867.15		0.00 DR
			2,867.15		0.00 DR
Total Debits:	1,489,847.33				
Total Credits:	1,489,847.33				

Luxury Portraits Superannuation Fund

General Ledger



For The Period 01 July 2014 - 30 June 2015

Transaction Date	Description	Units	Debit	Credit	Balance \$
Dividends Received (23900)					
<u>Apple Inc. (AAPL.NDQ1)</u>					
12/02/2015	Apple Inc. - Dividend received			18.71	18.71 CR
14/05/2015	Apple Inc. - Dividend received			19.83	38.54 CR
				38.54	38.54 CR
<u>Analog Devices, Inc. (ADI.NDQ1)</u>					
09/06/2015	Analog Devices Inc - Dividend received			71.00	71.00 CR
				71.00	71.00 CR
<u>Broadcom Limited (AVGO.NDQ1)</u>					
31/12/2014	Broadcom Ltd - Dividend received			22.27	22.27 CR
31/03/2015	Broadcom Ltd - Dividend received			25.99	48.26 CR
30/06/2015	Broadcom Ltd - Dividend received			50.86	99.12 CR
				99.12	99.12 CR
<u>Gilead Sciences, Inc. (GILD.NDQ1)</u>					
29/06/2015	Gilead Sciences - Dividend received			18.82	18.82 CR
				18.82	18.82 CR
<u>Lithia Motors, Inc. (LAD.NYE1)</u>					
27/03/2015	Lithia Motors - Dividend received			7.81	7.81 CR
29/05/2015	Lithia Motors - Dividend received			9.88	17.69 CR
				17.69	17.69 CR
<u>Southwest Airlines Company (LUV.NYE1)</u>					
02/01/2015	Southwest Airlines Co. - Dividend received			6.08	6.08 CR
				6.08	6.08 CR
<u>Microsoft Corporation (MSFT.NDQ1)</u>					
11/06/2015	Microsoft Corp - Dividend received			71.92	71.92 CR
				71.92	71.92 CR
<u>Skyworks Solutions, Inc. (SWKS.NDQ1)</u>					
03/03/2015	Skyworks Solutions - Dividend received			8.72	8.72 CR
04/06/2015	Skyworks Solutions - Dividend received			8.87	17.59 CR
				17.59	17.59 CR
Total Debits:	0.00				
Total Credits:	340.76				



Share Income

Client ID: 6563046

16 January 2017 08:00:14 CET (UTC +1)

Luxury Portraits TC PL ATF LP SF
Australia

Account: 36000/104433
Currency: AUD
Period: 01-Jul-2014 - 30-Jun-2015

Saxo Capital Markets (Australia) Pty Ltd (WLC)
GPO Box 3728
2001 Sydney, Sydney
NSW
Australia

VAT-ID: AFSL280372

Phone no.: +61-282679000
Email: operations@saxomarkets.com.au

Instrument	Event type	Posting date	Pay date	Holding	Conversion rate	Dividend amount	Tax Percent	Fee Amount	Tax Amount	Booked amount
Broadcom Ltd (USD)	Cash Dividend	31-Dec-2014	31-Dec-2014	52	1.223698	22.27	0%	0.00	0.00	22.27
Southwest Airlines Co. (USD)	Cash Dividend	02-Jan-2015	02-Jan-2015	120	1.205899	8.68	30%	0.00	-2.60	6.08
Apple Inc. (USD)	Cash Dividend	12-Feb-2015	12-Feb-2015	44	1.292789	26.73	30%	0.00	-8.02	18.71
Skyworks Solutions Inc. (USD)	Cash Dividend	03-Mar-2015	03-Mar-2015	75	1.279179	12.47	30%	0.00	-3.75	8.72
Lithia Motors Inc. (USD)	Cash Dividend	27-Mar-2015	27-Mar-2015	54	1.290397	11.15	30%	0.00	-3.34	7.81
Broadcom Ltd (USD)	Cash Dividend	31-Mar-2015	31-Mar-2015	52	1.315055	25.99	0%	0.00	0.00	25.99
Apple Inc. (USD)	Cash Dividend	14-May-2015	14-May-2015	44	1.237597	28.32	30%	0.00	-8.49	19.83
Lithia Motors Inc. (USD)	Cash Dividend	29-May-2015	29-May-2015	54	1.307506	14.12	30%	0.00	-4.24	9.88
Skyworks Solutions Inc. (USD)	Cash Dividend	04-Jun-2015	04-Jun-2015	75	1.300719	12.68	30%	0.00	-3.81	8.87
Analog Devices Inc. (USD)	Cash Dividend	09-Jun-2015	09-Jun-2015	195	1.300401	101.43	30%	0.00	-30.43	71.00
Microsoft Corp. (USD)	Cash Dividend	11-Jun-2015	11-Jun-2015	257	1.289607	102.74	30%	0.00	-30.82	71.92
Gilead Sciences Inc. (USD)	Cash Dividend	29-Jun-2015	29-Jun-2015	48	1.302241	26.88	30%	0.00	-8.06	18.82
Broadcom Ltd (USD)	Cash Dividend	30-Jun-2015	30-Jun-2015	98	1.297526	50.86	0%	0.00	0.00	50.86

Luxury Portraits Superannuation Fund

General Ledger



For The Period 01 July 2014 - 30 June 2015

Transaction Date	Description	Units	Debit	Credit	Balance \$
Contributions (24200)					
<u>(Contributions) De Paola, Julie - Accumulation (JULDE 00001A)</u>					
02/07/2014	2013 Accounting & Audit fee paid by employer as employer contribution			1,433.58	1,433.58 CR
07/07/2014	Robert & Julie's 50/50 employer contribution			138.75	1,572.33 CR
14/07/2014	Robert & Julie's 50/50 employer contribution			143.64	1,715.97 CR
21/07/2014	Robert & Julie's 50/50 employer contribution			143.64	1,859.61 CR
28/07/2014	Robert & Julie's 50/50 employer contribution			143.64	2,003.25 CR
04/08/2014	Robert & Julie's 50/50 employer contribution			143.64	2,146.89 CR
11/08/2014	Robert & Julie's 50/50 employer contribution			148.53	2,295.42 CR
14/08/2014	Robert & Julie's 50/50 employer contribution			2,000.00	4,295.42 CR
18/08/2014	Robert & Julie's 50/50 employer contribution			143.64	4,439.06 CR
25/08/2014	Robert & Julie's 50/50 employer contribution			143.64	4,582.70 CR
01/09/2014	Robert & Julie's 50/50 employer contribution			143.64	4,726.34 CR
06/09/2014	Robert & Julie's 50/50 employer contribution			1,250.00	5,976.34 CR
08/09/2014	Robert & Julie's 50/50 employer contribution			143.64	6,119.98 CR
15/09/2014	Robert & Julie's 50/50 employer contribution			143.64	6,263.62 CR
23/09/2014	Robert & Julie's 50/50 employer contribution			143.64	6,407.26 CR
29/09/2014	Robert & Julie's 50/50 employer contribution			143.64	6,550.90 CR
06/10/2014	Robert & Julie's 50/50 employer contribution			143.64	6,694.54 CR
13/10/2014	Robert & Julie's 50/50 employer contribution			143.64	6,838.18 CR
20/10/2014	Robert & Julie's 50/50 employer contribution			143.64	6,981.82 CR
28/10/2014	Robert & Julie's 50/50 employer contribution			143.64	7,125.46 CR
07/11/2014	Robert & Julie's 50/50 employer contribution			143.64	7,269.10 CR
13/11/2014	Robert & Julie's 50/50 employer contribution			143.64	7,412.74 CR
18/11/2014	Robert & Julie's 50/50 employer contribution			143.64	7,556.38 CR
24/11/2014	Robert & Julie's 50/50 employer contribution			143.64	7,700.02 CR
01/12/2014	Robert & Julie's 50/50 employer contribution			143.64	7,843.66 CR
08/12/2014	Robert & Julie's 50/50 employer contribution			143.64	7,987.30 CR
18/12/2014	Robert & Julie's 50/50 employer contribution			143.64	8,130.94 CR
22/12/2014	Robert & Julie's 50/50 employer contribution			143.64	8,274.58 CR
29/12/2014	Robert & Julie's 50/50 employer contribution			143.64	8,418.22 CR
05/01/2015	Robert & Julie's 50/50 employer contribution			143.64	8,561.86 CR
12/01/2015	Robert & Julie's 50/50 employer contribution			143.64	8,705.50 CR

Luxury Portraits Superannuation Fund

General Ledger

For The Period 01 July 2014 - 30 June 2015

Transaction Date	Description	Units	Debit	Credit	Balance \$
19/01/2015	Robert & Julie's 50/50 employer contribution			143.64	8,849.14 CR
26/01/2015	Robert & Julie's 50/50 employer contribution			143.64	8,992.78 CR
01/02/2015	Robert & Julie's 50/50 employer contribution			143.64	9,136.42 CR
09/02/2015	Robert & Julie's 50/50 employer contribution			143.64	9,280.06 CR
16/02/2015	Robert & Julie's 50/50 employer contribution			143.64	9,423.70 CR
23/02/2015	Robert & Julie's 50/50 employer contribution			143.64	9,567.34 CR
02/03/2015	Robert & Julie's 50/50 employer contribution			143.64	9,710.98 CR
09/03/2015	Robert & Julie's 50/50 employer contribution			143.64	9,854.62 CR
16/03/2015	Robert & Julie's 50/50 employer contribution			143.64	9,998.26 CR
23/03/2015	Robert & Julie's 50/50 employer contribution			143.64	10,141.90 CR
30/03/2015	Robert & Julie's 50/50 employer contribution			143.64	10,285.54 CR
06/04/2015	Robert & Julie's 50/50 employer contribution			143.64	10,429.18 CR
13/04/2015	Robert & Julie's 50/50 employer contribution			143.64	10,572.82 CR
20/04/2015	Robert & Julie's 50/50 employer contribution			143.64	10,716.46 CR
27/04/2015	Robert & Julie's 50/50 employer contribution			143.64	10,860.10 CR
04/05/2015	Robert & Julie's 50/50 employer contribution			143.64	11,003.74 CR
11/05/2015	Robert & Julie's 50/50 employer contribution			143.64	11,147.38 CR
18/05/2015	Robert & Julie's 50/50 employer contribution			143.64	11,291.02 CR
25/05/2015	Robert & Julie's 50/50 employer contribution			143.64	11,434.66 CR
01/06/2015	Robert & Julie's 50/50 employer contribution			143.64	11,578.30 CR
08/06/2015	Robert & Julie's 50/50 employer contribution			143.64	11,721.94 CR
15/06/2015	Robert & Julie's 50/50 employer contribution			109.62	11,831.56 CR
22/06/2015	Robert & Julie's 50/50 employer contribution			109.62	11,941.18 CR
29/06/2015	Robert & Julie's 50/50 employer contribution			1,750.00	13,691.18 CR
29/06/2015	Robert & Julie's 50/50 employer contribution			109.62	13,800.80 CR
				13,800.80	13,800.80 CR

(Contributions) De Paola, Robert - Accumulation (ROBDE 00001A)

02/07/2014	2013 Accounting & Audit fee paid by employer as employer contribution			1,433.57	1,433.57 CR
07/07/2014	Robert & Julie's 50/50 employer contribution			138.75	1,572.32 CR
14/07/2014	Robert & Julie's 50/50 employer contribution			143.64	1,715.96 CR
21/07/2014	Robert & Julie's 50/50 employer contribution			143.64	1,859.60 CR
28/07/2014	Robert & Julie's 50/50 employer contribution			143.64	2,003.24 CR
04/08/2014	Robert & Julie's 50/50 employer contribution			143.64	2,146.88 CR

Luxury Portraits Superannuation Fund

General Ledger

For The Period 01 July 2014 - 30 June 2015

Transaction Date	Description	Units	Debit	Credit	Balance \$
11/08/2014	Robert & Julie's 50/50 employer contribution			148.53	2,295.41 CR
14/08/2014	Robert & Julie's 50/50 employer contribution			2,000.00	4,295.41 CR
18/08/2014	Robert & Julie's 50/50 employer contribution			143.64	4,439.05 CR
25/08/2014	Robert & Julie's 50/50 employer contribution			143.64	4,582.69 CR
01/09/2014	Robert & Julie's 50/50 employer contribution			143.64	4,726.33 CR
06/09/2014	Robert & Julie's 50/50 employer contribution			1,250.00	5,976.33 CR
08/09/2014	Robert & Julie's 50/50 employer contribution			143.64	6,119.97 CR
15/09/2014	Robert & Julie's 50/50 employer contribution			143.64	6,263.61 CR
23/09/2014	Robert & Julie's 50/50 employer contribution			143.64	6,407.25 CR
29/09/2014	Robert & Julie's 50/50 employer contribution			143.64	6,550.89 CR
06/10/2014	Robert & Julie's 50/50 employer contribution			143.64	6,694.53 CR
13/10/2014	Robert & Julie's 50/50 employer contribution			143.64	6,838.17 CR
20/10/2014	Robert & Julie's 50/50 employer contribution			143.64	6,981.81 CR
28/10/2014	Robert & Julie's 50/50 employer contribution			143.64	7,125.45 CR
07/11/2014	Robert & Julie's 50/50 employer contribution			143.64	7,269.09 CR
13/11/2014	Robert & Julie's 50/50 employer contribution			143.64	7,412.73 CR
18/11/2014	Robert & Julie's 50/50 employer contribution			143.64	7,556.37 CR
24/11/2014	Robert & Julie's 50/50 employer contribution			143.64	7,700.01 CR
01/12/2014	Robert & Julie's 50/50 employer contribution			143.64	7,843.65 CR
08/12/2014	Robert & Julie's 50/50 employer contribution			143.64	7,987.29 CR
18/12/2014	Robert & Julie's 50/50 employer contribution			143.64	8,130.93 CR
22/12/2014	Robert & Julie's 50/50 employer contribution			143.64	8,274.57 CR
29/12/2014	Robert & Julie's 50/50 employer contribution			143.64	8,418.21 CR
05/01/2015	Robert & Julie's 50/50 employer contribution			143.64	8,561.85 CR
12/01/2015	Robert & Julie's 50/50 employer contribution			143.64	8,705.49 CR
19/01/2015	Robert & Julie's 50/50 employer contribution			143.64	8,849.13 CR
26/01/2015	Robert & Julie's 50/50 employer contribution			143.64	8,992.77 CR
01/02/2015	Robert & Julie's 50/50 employer contribution			143.64	9,136.41 CR
09/02/2015	Robert & Julie's 50/50 employer contribution			143.64	9,280.05 CR
16/02/2015	Robert & Julie's 50/50 employer contribution			143.64	9,423.69 CR
23/02/2015	Robert & Julie's 50/50 employer contribution			143.64	9,567.33 CR
02/03/2015	Robert & Julie's 50/50 employer contribution			143.64	9,710.97 CR
09/03/2015	Robert & Julie's 50/50 employer contribution			143.64	9,854.61 CR

Luxury Portraits Superannuation Fund

General Ledger

For The Period 01 July 2014 - 30 June 2015

Transaction Date	Description	Units	Debit	Credit	Balance \$
16/03/2015	Robert & Julie's 50/50 employer contribution			143.64	9,998.25 CR
23/03/2015	Robert & Julie's 50/50 employer contribution			143.64	10,141.89 CR
30/03/2015	Robert & Julie's 50/50 employer contribution			143.64	10,285.53 CR
06/04/2015	Robert & Julie's 50/50 employer contribution			143.64	10,429.17 CR
13/04/2015	Robert & Julie's 50/50 employer contribution			143.64	10,572.81 CR
20/04/2015	Robert & Julie's 50/50 employer contribution			143.64	10,716.45 CR
27/04/2015	Robert & Julie's 50/50 employer contribution			143.64	10,860.09 CR
04/05/2015	Robert & Julie's 50/50 employer contribution			143.64	11,003.73 CR
11/05/2015	Robert & Julie's 50/50 employer contribution			143.64	11,147.37 CR
18/05/2015	Robert & Julie's 50/50 employer contribution			143.64	11,291.01 CR
25/05/2015	Robert & Julie's 50/50 employer contribution			143.64	11,434.65 CR
01/06/2015	Robert & Julie's 50/50 employer contribution			143.64	11,578.29 CR
08/06/2015	Robert & Julie's 50/50 employer contribution			143.64	11,721.93 CR
15/06/2015	Robert & Julie's 50/50 employer contribution			109.62	11,831.55 CR
22/06/2015	Robert & Julie's 50/50 employer contribution			109.62	11,941.17 CR
29/06/2015	Robert & Julie's 50/50 employer contribution			1,750.00	13,691.17 CR
29/06/2015	Robert & Julie's 50/50 employer contribution			109.62	13,800.79 CR
				13,800.79	13,800.79 CR

Total Debits: 0.00

Total Credits: 27,601.59



Luxury Portraits

designer portraits • storybooks • wall art

30 March 2016

TO WHOM IT MAY CONCERN:

I wish to advise that between 1/7/14 and 30/6/15, Luxury Portraits has made superannuation contributions totaling \$27,601.59 to Robert and Julie de Paola, employed by Luxury Portraits.

This was divided equally between them.

Yours sincerely

Julie de Paola
Luxury Portraits



web: www.luxurycoupleportraits.com
email: info@luxurycoupleportraits.com
A.B.N. 40 751 880 615



call
phone: 07 3374 3291



post
30 Clarkson Place
Kenmore Hills 4069 Q.

aipp
Accredited
Professional
Photographer

Luxury Portraits Superannuation Fund General Ledger



For The Period 01 July 2014 - 30 June 2015

Transaction Date	Description	Units	Debit	Credit	Balance \$
Changes in Market Values of Investments (24700)					
<u>Changes in Market Values of Investments (24700)</u>					
04/12/2014	Sold 115 shares of Gamestop Corp		328.75		328.75 DR
04/12/2014	Sold 115 shares of Genthem Inc		479.09		807.84 DR
12/12/2014	Sold 130 shares of Methode Electronics Inc.		531.37		1,339.21 DR
12/12/2014	Sold 60 shares of Spirit Airlines		924.83		2,264.04 DR
15/12/2014	Sold 230 shares of Activision Inc		369.60		2,633.64 DR
15/12/2014	Sold 69 shares of Qualcomm Inc		251.15		2,884.79 DR
16/12/2014	Sold 43 shares of Apple Inc		414.24		3,299.03 DR
16/12/2014	Sold 30 shares of Jazz Pharma Plc		617.49		3,916.52 DR
07/01/2015	Sold 64 shares of Michael Kors Holdings Ltd		711.38		4,627.90 DR
07/01/2015	Sold 74 shares of Synaptics Inc		432.33		5,060.23 DR
13/01/2015	Sold 100 shares of American Airlines Group			139.49	4,920.74 DR
16/01/2015	Sold 65 shares of Lithia Motors Inc			235.48	4,685.26 DR
16/01/2015	Sold 120 shares of Southwest Airlines Co.		464.82		5,150.08 DR
27/03/2015	Sold 143 shares of Super Micro Computer Inc.		206.19		5,356.27 DR
07/04/2015	Sold 149 shares of Alaska Air Group Inc.		1,045.98		6,402.25 DR
07/04/2015	Sold 222 shares of Southwest Airlines Co.		1,251.26		7,653.51 DR
08/04/2015	Sold 43 shares of Celgene Corp			362.71	7,290.80 DR
09/04/2015	Cash compensation for 44 shares of Delisted Salix Pharmaceutical			3,678.73	3,612.07 DR
23/04/2015	Sold 136 shares of Mallinckrodt Plc			2,329.42	1,282.65 DR
30/04/2015	Sold 52 shares of Broadcom Ltd			1,298.82	16.17 CR
30/04/2015	Sold 146 shares of ICON Plc		1,512.79		1,496.62 DR
30/04/2015	Sold 32 shares of Mohawk Industries Inc.			978.06	518.56 DR
01/05/2015	Sold 222 shares of Dycom Inc		254.48		773.04 DR
01/05/2015	Sold 126 shares of IPG Photonics Corp		1,996.14		2,769.18 DR
01/05/2015	Sold 257 shares Synchronoss Technologies Inc.		1,570.46		4,339.64 DR
06/05/2015	Sold 65 shares of Astronics Corp		1,990.84		6,330.48 DR
06/05/2015	Sold 65 shares of Facebook Inc			418.89	5,911.59 DR
06/05/2015	Sold 295 shares of Microsemi Corp		1,186.35		7,097.94 DR
29/05/2015	Sold 121 shares of United Rental Inc.		912.79		8,010.73 DR
09/06/2015	Sold 582 shares of Jetblue Airways		2,013.72		10,024.45 DR
16/06/2015	Sold 257 shares of Microsoft Corp		801.70		10,826.15 DR
26/06/2015	Sold 63 shares of Synaptics Inc			884.84	9,941.31 DR
30/06/2015	Sold 44 shares of Apple Inc.			917.52	9,023.79 DR
30/06/2015	Sold 195 shares of Analog Devices Inc.		255.88		9,279.67 DR
30/06/2015	Sold 98 shares of Broadcom Ltd			1,181.78	8,097.89 DR
30/06/2015	Sold 196 shares of Cognizant Technology Solutions		145.84		8,243.73 DR
30/06/2015	Sold 545 shares of Inphi Corp			749.26	7,494.47 DR
30/06/2015	Sold 302 shares of Macom Technology Solutions Inc.		1,426.42		8,920.89 DR

Luxury Portraits Superannuation Fund

General Ledger

For The Period 01 July 2014 - 30 June 2015

Transaction Date	Description	Units	Debit	Credit	Balance \$
30/06/2015	Revaluation - 30/06/2015 @ \$111.6667 - 152.000000 Units on hand			676.51	8,244.38 DR
30/06/2015	Revaluation - 30/06/2015 @ \$152.4479 - 48.000000 Units on hand			1,236.25	7,008.13 DR
30/06/2015	Revaluation - 30/06/2015 @ \$45.2344 - 424.000000 Units on hand			3,293.92	3,714.21 DR
30/06/2015	Revaluation - 30/06/2015 @ \$135.5469 - 75.000000 Units on hand			4,029.61	315.40 CR
30/06/2015	Revaluation - 30/06/2015 @ \$71.4974 - 344.000000 Units on hand			5,247.13	5,562.53 CR
30/06/2015	Revaluation - 30/06/2015 @ \$72.9688 - 229.000000 Units on hand			933.02	6,495.55 CR
30/06/2015	Revaluation - 30/06/2015 @ \$127.8646 - 65.000000 Units on hand			2,019.10	8,514.65 CR
30/06/2015	Revaluation - 30/06/2015 @ \$142.4600 (Custom) - 129.000000 Units on hand			2,379.19	10,893.84 CR
30/06/2015	Revaluation - 30/06/2015 @ \$92.4200 (Custom) - 184.000000 Units on hand			560.52	11,454.36 CR
30/06/2015	Revaluation - 30/06/2015 @ \$146.8300 (Custom) - 54.000000 Units on hand			1,441.34	12,895.70 CR
			22,095.89	34,991.59	12,895.70 CR

Total Debits: 22,095.89

Total Credits: 34,991.59

Luxury Portraits Superannuation Fund

Investment Summary with Market Movement

As at 30 June 2015

Investment	Units	Market Price	Market Value	Average Cost	Accounting Cost	Unrealised		Realised Movement		
						Overall	Current Year			
MSCC.NDQ	Microsemi Corporation	0.00	45.5078	0.00	0.00	0.00	0.00	(1,186.35)		
MSFT.NDQ	Microsoft Corporation	0.00	57.4870	0.00	0.00	0.00	0.00	(801.70)		
MHK.NYE	Mohawk Industries, Inc.	0.00	0.0000	0.00	0.00	0.00	0.00	978.06		
NXPI.NDQ	NXP Semiconductors N.V.	65.00	127.8646	8,311.20	96.80	6,292.10	2,019.10	0.00		
NCLH.NDQ	Norwegian Cruise Line Holdings Ltd.	229.00	72.9688	16,709.86	68.89	15,776.84	933.02	933.02	0.00	
QCOM.NDQ	QUALCOMM Incorporated	0.00	81.5495	0.00	0.00	0.00	0.00	0.00	(251.15)	
SLXP.NX	Salix Pharmaceuticals Ltd	0.00	0.0000	0.00	0.00	0.00	0.00	0.00	3,678.73	
SKX.NYE	Skechers U.S.A., Inc.	129.00	142.4600	18,377.34	124.02	15,998.15	2,379.19	2,379.19	0.00	
SWKS.NDQ	Skyworks Solutions, Inc.	75.00	135.5469	10,166.02	81.82	6,136.41	4,029.61	4,029.61	0.00	
LUV.NYE	Southwest Airlines Company	0.00	0.0000	0.00	0.00	0.00	0.00	0.00	(1,716.08)	
SAVE.NDQ	Spirit Airlines, Inc.	0.00	80.8594	0.00	0.00	0.00	0.00	0.00	(924.83)	
SMCI.NDQ	Super Micro Computer, Inc.	0.00	38.5156	0.00	0.00	0.00	0.00	0.00	(206.19)	
SYNA.NDQ	Synaptics Incorporated	0.00	112.9427	0.00	0.00	0.00	0.00	0.00	452.51	
SNCR.NDQ	Synchronoss Technologies, Inc.	0.00	59.5443	0.00	0.00	0.00	0.00	0.00	(1,570.46)	
URI.NYE	United Rentals, Inc.	0.00	0.0000	0.00	0.00	0.00	0.00	0.00	(912.79)	
						146,563.86	124,747.27	21,816.59	21,816.59	(8,920.89)
						282,377.52	260,560.93	21,816.59	21,816.59	(8,920.89)

Difference between Unrealised monevement and realised movement is a Balace as per GL = \$12,895.70

Total of Unrealised Movement = \$21,816.59
 Total of Realised Movement = \$ 8,920.89
 Balace as per GL = \$12,895.70

Luxury Portraits Superannuation Fund

General Ledger

For The Period 01 July 2014 - 30 June 2015




Transaction Date	Description	Units	Debit	Credit	Balance \$
Interest Received (25000)					
<u>CBA Cash Investment Account (CBA10322950)</u>					
01/07/2014	CBA Interest			435.63	435.63 CR
01/08/2014	CBA Interest			513.58	949.21 CR
01/09/2014	CBA Interest			517.44	1,466.65 CR
01/10/2014	CBA Interest			493.66	1,960.31 CR
01/11/2014	CBA Interest			511.80	2,472.11 CR
01/12/2014	CBA Interest			452.19	2,924.30 CR
01/01/2015	CBA Interest			286.61	3,210.91 CR
01/02/2015	CBA Interest			287.28	3,498.19 CR
27/02/2015	CBA Interest			221.66	3,719.85 CR
01/03/2015	CBA Interest			16.28	3,736.13 CR
01/04/2015	CBA Interest			77.50	3,813.63 CR
01/05/2015	CBA Interest			13.09	3,826.72 CR
01/06/2015	CBA Interest			9.86	3,836.58 CR
				3,836.58	3,836.58 CR

Total Debits: 0.00

Total Credits: 3,836.58

Account Number

06 4152 10322950



Date	Transaction	Debit	Credit	Balance
20 Apr	Transfer from NetBank Luxury Portraits		287.28	\$19,361.56 CR
27 Apr	Transfer from NetBank Luxury Portraits		287.28	\$19,648.84 CR
01 May	Credit Interest		13.09	\$19,661.93 CR
01 May	Account Fee	5.00		\$19,656.93 CR
04 May	Transfer from NetBank Luxury Portraits		287.28	\$19,944.21 CR
11 May	Transfer from NetBank Luxury Portraits		287.28	\$20,231.49 CR
11 May	Direct Debit 367806 Asteron Life 02732254/00001	1,321.09		\$18,910.40 CR
18 May	Transfer from NetBank Luxury Portraits		287.28	\$19,197.68 CR
25 May	Transfer from NetBank Luxury Portraits		287.28	\$19,484.96 CR
01 Jun	Credit Interest		9.86	\$19,494.82 CR
01 Jun	Account Fee	5.00		\$19,489.82 CR
01 Jun	Transfer from NetBank Luxury Portraits		287.28	\$19,777.10 CR
08 Jun	Transfer from NetBank Luxury Portraits		287.28	\$20,064.38 CR
10 Jun	Direct Debit 367806 Asteron Life 02732254/00001	1,506.45		\$18,557.93 CR
15 Jun	Transfer from NetBank Luxury Portraits		219.24	\$18,777.17 CR
22 Jun	Transfer from NetBank Luxury Portraits		219.24	\$18,996.41 CR
25 Jun	Transfer to xx7167 NetBank	3,500.00		\$15,496.41 CR
29 Jun	Transfer from NetBank super contribution		3,500.00	\$18,996.41 CR
29 Jun	Transfer from NetBank Luxury Portraits		219.24	\$19,215.65 CR
01 Jul	CREDIT INTEREST EARNED on this account to June 30, 2015 is \$3,836.58			
01 Jul	Credit Interest		8.22	\$19,223.87 CR
01 Jul	Account Fee	5.00		\$19,218.87 CR
06 Jul	ASIC NetBank BPAY 17301 2291590733823 ASIC	45.00		\$19,173.87 CR
06 Jul	Transfer from NetBank Luxury Portraits		219.24	\$19,393.11 CR
08 Jul	Transfer to other Bank NetBank Graham Bibby	2,530.00		\$16,863.11 CR

Luxury Portraits Superannuation Fund

General Ledger



For The Period 01 July 2014 - 30 June 2015

Transaction Date	Description	Units	Debit	Credit	Balance \$
ASIC Fees (30800)					
ASIC Fees (30800)					
01/09/2014	Trustee Company ASIC fee		44.00		44.00 DR
			44.00		44.00 DR

Total Debits: 44.00

Total Credits: 0.00

Luxury Portraits Superannuation Fund

General Ledger



For The Period 01 July 2014 - 30 June 2015

Transaction Date	Description	Units	Debit	Credit	Balance \$
Advisor Fees (30900)					
<i>Advisor Fees (30900)</i>					
29/08/2014	Inv 2335 - Teaminvest (Group advised you to take investment decisions)		8,900.00		8,900.00 DR
			8,900.00		8,900.00 DR

Total Debits: 8,900.00

Total Credits: 0.00

Teaminvest Pty Ltd

Suite 9, 2 Kochia Lane, Lindfield, NSW, 2070
Tel: (02) 9416 5954 - Fax: (02) 9416 2999
Email: admin@teaminvest.com.au

pd. 29/8/14
from Comm.
Superacc.

Contact: Robert de Paola

Bill To:

Trustee for Luxury Portraits TC P/L
ITF Luxury Portraits Superannuation
30 Clarkson Place
Kenmore Hills QLD 4069

ABN: 32 133 389 910

Invoice #: 00002335

Date: 28/08/2014

Page: 1

Tax Invoice

Description	Amount	Code
Teaminvest Joining Fee @ \$8900	\$8,900.00	GST

Payment by Electronic Transfer would be appreciated:
Teaminvest Pty Ltd
ANZ Bank, North Sydney, NSW, 2060
ANZ BSB: 012-366 A/c: 4804-93878

Your Order #:	Customer ABN:	Terms: Net 30th after	Freight:	\$0.00 GST		
Shipping Date:			GST:	\$809.09		
COMMENT	CODE	RATE	GST	SALE AMOUNT	Total Inc GST:	\$8,900.00
	GST	10%	\$809.09	\$8,090.91	Amount Applied:	\$8,900.00
					Balance Due:	\$0.00

Remailed to Sam 13/1/16

Luxury Portraits Superannuation Fund

General Ledger

For The Period 01 July 2014 - 30 June 2015



Transaction Date	Description	Units	Debit	Credit	Balance \$
Bank Charges (31500)					
<u>Bank Charges (31500)</u>					
01/07/2014	CBA Account fee		5.00		5.00 DR
01/08/2014	CBA Account fee		5.00		10.00 DR
01/09/2014	CBA Account fee		5.00		15.00 DR
01/10/2014	CBA Account fee		5.00		20.00 DR
01/11/2014	CBA Account fee		5.00		25.00 DR
25/11/2014	Funds transfer from CBA to SAXO incl transfer fee		30.00		55.00 DR
01/12/2014	CBA Account fee		5.00		60.00 DR
01/01/2015	CBA Account fee		5.00		65.00 DR
01/02/2015	CBA Account fee		5.00		70.00 DR
02/02/2015	Client Custody Fee - SAXO		8.54		78.54 DR
27/02/2015	CBA Account fee		4.64		83.18 DR
01/03/2015	CBA Account fee		0.36		83.54 DR
02/03/2015	Funds transfer to Saxon and Bank transfer fee		30.00		113.54 DR
02/03/2015	Client Custody Fee - SAXO		8.25		121.79 DR
31/03/2015	Funds transfer to Saxo and Bank transfer fee		30.00		151.79 DR
01/04/2015	CBA Account fee		5.00		156.79 DR
01/04/2015	Client Custody Fee - SAXO		16.07		172.86 DR
01/05/2015	CBA Account fee		5.00		177.86 DR
01/05/2015	Client Custody Fee - SAXO		20.78		198.64 DR
01/06/2015	CBA Account fee		5.00		203.64 DR
01/06/2015	Client Custody Fee - SAXO		20.95		224.59 DR
			224.59		224.59 DR

Total Debits: 224.59

Total Credits: 0.00

Account Statement

Report generated on 12-Dec-2016 15:08:43
 Time zone: (GMT+05:30) Chennai, Kolkata, Mumbai, New Delhi
 Client ID: 6563046
 Account: 36000/104433
 Currency: AUD



Luxury Portraits TC PL ATF LP SF
 Clarkson Place 30
 4069 Kenmore Hills
 QLD
 Australia

Saxo Capital Markets (Australia) Pty Ltd
 GPO Box 3728
 Sydney NSW 2001
 Australia

Period: 01-Jul-2014 - 30-Jun-2015

Summary for the period	Credited	Debited	Cash Balance	Account value
	625,585.41	-508,987.40	116,598.01	262,801.22

Posting date	Value Date	Product	Net Change	Cash Balance
30-Jun-2015	03-Jul-2015	Shares MTSI:xnas 827292027	14,859.58	116,598.01
30-Jun-2015	03-Jul-2015	Shares IPHI:xnys 827292333	16,335.56	101,738.43
30-Jun-2015	03-Jul-2015	Shares CTSH:xnas 827290849	15,611.25	85,402.87
30-Jun-2015	03-Jul-2015	Shares AVGO:xnas 827291103	16,906.19	69,791.62
30-Jun-2015	03-Jul-2015	Shares ADI:xnas 827292018	16,189.43	52,885.43
30-Jun-2015	03-Jul-2015	Shares AAPL:xnas 827291445	7,119.48	36,696.00
30-Jun-2015	30-Jun-2015	Corporate Actions AVGO:xnas 0	50.86	29,576.52
29-Jun-2015	29-Jun-2015	Corporate Actions GILD:xnas 0	18.82	29,525.66
26-Jun-2015	01-Jul-2015	Shares SYNA:xnas 826192719	7,336.93	29,506.84
16-Jun-2015	19-Jun-2015	Shares MSFT:xnas 822979788	14,977.23	22,169.91
11-Jun-2015	16-Jun-2015	Shares MTSI:xnas 821678052	-16,286.00	7,192.68
11-Jun-2015	16-Jun-2015	Shares FB:xnas 821678880	-16,296.83	23,478.68
11-Jun-2015	11-Jun-2015	Corporate Actions MSFT:xnas 0	71.92	39,775.51
09-Jun-2015	12-Jun-2015	Shares JBLU:xnas 820690525	13,999.90	39,703.59
09-Jun-2015	09-Jun-2015	Corporate Actions ADI:xnas 0	71.00	25,703.69
04-Jun-2015	04-Jun-2015	Corporate Actions SWKS:xnas 0	8.87	25,632.69
01-Jun-2015	01-Jun-2015	Client Custody Fee SH - 01-06-2015	-20.95	25,623.82
29-May-2015	03-Jun-2015	Shares URI:xnys 817328499	14,584.10	25,644.77
29-May-2015	29-May-2015	Corporate Actions LAD:xnys 0	9.88	11,060.67
15-May-2015	20-May-2015	Shares NCLH:xnas 812996280	-15,776.84	11,050.79
15-May-2015	20-May-2015	Shares MSFT:xnas 812996346	-15,778.93	26,827.63
15-May-2015	20-May-2015	Shares CTSH:xnas 812996321	-15,757.09	42,606.56
15-May-2015	20-May-2015	Shares AVGO:xnas 812996191	-15,724.41	58,363.65
14-May-2015	14-May-2015	Corporate Actions AAPL:xnas 0	19.83	74,088.06
13-May-2015	18-May-2015	Shares URI:xnys 812217060	-15,496.89	74,068.23
13-May-2015	18-May-2015	Shares IPHI:xnys 812216957	-15,586.30	89,565.12
08-May-2015	13-May-2015	Shares SKX:xnys 810914492	-15,998.15	105,151.42
08-May-2015	13-May-2015	Shares JBLU:xnas 810910910	-16,013.62	121,149.57
06-May-2015	11-May-2015	Shares MSCC:xnas 809851549	12,003.25	137,163.19
06-May-2015	11-May-2015	Shares FB:xnas 809851864	6,270.68	125,159.94
06-May-2015	11-May-2015	Shares ATRO:xnas 809852078	11,171.30	118,889.26
01-May-2015	01-May-2015	Client Custody Fee SH - 01-05-2015	-20.78	107,717.96
01-May-2015	06-May-2015	Shares SNCR:xnas 808563912	14,948.01	107,738.74
01-May-2015	06-May-2015	Shares IPGP:xnas 808564562	14,113.44	92,790.73

Posting date	Value Date	Product	Net Change	Cash Balance
01-May-2015	06-May-2015	Shares DY:xnys 808565056	12,886.98	78,677.29
30-Apr-2015	05-May-2015	Shares MHK:xnys 808160962	7,041.83	65,790.31
30-Apr-2015	05-May-2015	Shares ICLR:xnas 808152542	11,624.72	58,748.48
30-Apr-2015	05-May-2015	Shares AVGO:xnas 808153201	7,633.74	47,123.76
23-Apr-2015	28-Apr-2015	Shares MNK:xnys 805423181	21,412.15	39,490.02
16-Apr-2015	21-Apr-2015	Shares IPGP:xnas 803004022	-16,109.58	18,077.87
16-Apr-2015	21-Apr-2015	Shares HZNP:xnas 803004465	-15,885.47	34,187.45
10-Apr-2015	15-Apr-2015	Shares SNCR:xnas 801037099	-16,518.47	50,072.92
10-Apr-2015	15-Apr-2015	Shares EPAM:xnys 801039733	-16,444.76	66,591.39
10-Apr-2015	15-Apr-2015	Shares ADI:xnas 801037420	-16,445.31	83,036.15
09-Apr-2015	07-Apr-2015	Corporate Actions SLXP:xnas 0	9,969.84	99,481.46
08-Apr-2015	13-Apr-2015	Shares CELG:xnas 800072300	6,250.82	89,511.62
07-Apr-2015	10-Apr-2015	Shares LUV:xnys 799601821	11,920.03	83,260.80
07-Apr-2015	10-Apr-2015	Shares ALK:xnys 799602025	12,124.63	71,340.77
01-Apr-2015	01-Apr-2015	Client Custody Fee SH - 01-04-2015	-16.07	59,216.14
01-Apr-2015	01-Apr-2015	DEPOSIT 36000/104433 (669954517, 797979625)	50,000.00	59,232.21
31-Mar-2015	31-Mar-2015	Corporate Actions AVGO:xnas 0	25.99	9,232.21
27-Mar-2015	01-Apr-2015	Shares SMCI:xnas 796821129	6,005.28	9,206.22
27-Mar-2015	27-Mar-2015	Corporate Actions LAD:xnys 0	7.81	3,200.94
17-Mar-2015	20-Mar-2015	Shares MSCC:xnas 792638929	-13,189.60	3,193.13
17-Mar-2015	20-Mar-2015	Shares ICLR:xnas 792703742	-13,137.51	16,382.73
13-Mar-2015	18-Mar-2015	Shares THRM:xnas 791642527	-13,140.33	29,520.24
13-Mar-2015	18-Mar-2015	Shares MNK:xnys 791643847	-13,044.43	42,660.57
13-Mar-2015	18-Mar-2015	Shares LUV:xnys 791644476	-13,171.29	55,705.00
13-Mar-2015	18-Mar-2015	Shares DY:xnys 791643667	-13,141.46	68,876.29
13-Mar-2015	18-Mar-2015	Shares ATRO:xnas 791641683	-13,162.14	82,017.75
13-Mar-2015	18-Mar-2015	Shares ALK:xnys 791642840	-13,170.61	95,179.89
03-Mar-2015	03-Mar-2015	Corporate Actions SWKS:xnas 0	8.72	108,350.50
03-Mar-2015	02-Mar-2015	DEPOSIT 36000/104433 (657652197, 787669394)	100,000.00	108,341.78
02-Mar-2015	02-Mar-2015	Client Custody Fee SH - 02-03-2015	-8.25	8,341.78
26-Feb-2015	03-Mar-2015	Shares LAD:xnys 786786087	-6,487.48	8,350.03
17-Feb-2015	20-Feb-2015	Shares SYNA:xnas 784156645	-6,452.09	14,837.51
12-Feb-2015	12-Feb-2015	Corporate Actions AAPL:xnas 0	18.71	21,289.60
02-Feb-2015	02-Feb-2015	Client Custody Fee SH - 02-02-2015	-8.54	21,270.89
21-Jan-2015	26-Jan-2015	Shares GILD:xnas 775559085	-6,081.25	21,279.43
20-Jan-2015	23-Jan-2015	Shares THRM:xnas 775079417	-6,207.65	27,360.68
20-Jan-2015	23-Jan-2015	Shares SMCI:xnas 775079952	-6,211.47	33,568.33
16-Jan-2015	22-Jan-2015	Shares LUV:xnys 774201136	5,624.45	39,779.80
16-Jan-2015	22-Jan-2015	Shares LAD:xnys 774202110	6,335.13	34,155.35
13-Jan-2015	16-Jan-2015	Shares AAL:xnas 772028087	6,108.39	27,820.22
07-Jan-2015	12-Jan-2015	Shares SYNA:xnas 769975610	5,530.27	21,711.83
07-Jan-2015	12-Jan-2015	Shares KORS:xnys 769978322	5,321.40	16,181.56
02-Jan-2015	02-Jan-2015	Corporate Actions LUV:xnys 0	6.08	10,860.16
31-Dec-2014	31-Dec-2014	Corporate Actions AVGO:xnas 0	22.27	10,854.08
23-Dec-2014	29-Dec-2014	Shares NXPI:xnas 766997257	-6,292.10	10,831.81
23-Dec-2014	29-Dec-2014	Shares AAPL:xnas 766996908	-6,201.96	17,123.91

Posting date	Value Date	Product	Net Change	Cash Balance
18-Dec-2014	23-Dec-2014	Shares SLXP:xnas 765867821	-6,291.11	23,325.87
17-Dec-2014	22-Dec-2014	Shares AAPL:xnas 765210846	5,577.93	29,616.98
16-Dec-2014	19-Dec-2014	Shares KORS:xnys 764687674	-6,032.78	24,039.05
16-Dec-2014	19-Dec-2014	Shares JAZZ:xnas 764685709	5,807.15	30,071.83
15-Dec-2014	18-Dec-2014	Shares QCOM:xnas 763869022	5,912.73	24,264.68
15-Dec-2014	18-Dec-2014	Shares ATVI:xnas 763868017	5,586.43	18,351.95
12-Dec-2014	17-Dec-2014	Shares SYNA:xnas 763347488	-5,962.60	12,765.52
12-Dec-2014	17-Dec-2014	Shares SAVE:xnas 763347941	5,042.47	18,728.12
12-Dec-2014	17-Dec-2014	Shares MHK:xnys 763352605	-6,063.77	13,685.65
12-Dec-2014	17-Dec-2014	Shares MEI:xnys 763354154	5,553.47	19,749.42
11-Dec-2014	16-Dec-2014	Shares THRM:xnas 762865409	4,806.63	14,195.95
09-Dec-2014	12-Dec-2014	Shares GME:xnys 761675709	4,741.85	9,389.32
04-Dec-2014	09-Dec-2014	Shares THRM:xnas 760120796	-5,285.72	4,647.47
04-Dec-2014	09-Dec-2014	Shares SWKS:xnas 760120889	-6,136.41	9,933.19
04-Dec-2014	09-Dec-2014	Shares SAVE:xnas 760120706	-5,967.30	16,069.60
04-Dec-2014	09-Dec-2014	Shares QCOM:xnas 760119939	-6,163.88	22,036.90
04-Dec-2014	09-Dec-2014	Shares MNK:xnys 760121118	-6,038.30	28,200.78
04-Dec-2014	09-Dec-2014	Shares MEI:xnys 760121043	-6,084.84	34,239.08
04-Dec-2014	09-Dec-2014	Shares LUV:xnys 760122642	-6,089.27	40,323.92
04-Dec-2014	09-Dec-2014	Shares LAD:xnys 760120700	-6,099.65	46,413.19
04-Dec-2014	09-Dec-2014	Shares JAZZ:xnas 760120465	-6,424.64	52,512.84
04-Dec-2014	09-Dec-2014	Shares GME:xnys 760120455	-5,070.60	58,937.48
04-Dec-2014	09-Dec-2014	Shares FB:xnas 760120444	-5,851.79	64,008.08
04-Dec-2014	09-Dec-2014	Shares CELG:xnas 760120502	-5,888.11	69,859.87
04-Dec-2014	09-Dec-2014	Shares AVGO:xnas 760121029	-6,334.92	75,747.98
04-Dec-2014	09-Dec-2014	Shares ATVI:xnas 760120535	-5,956.03	82,082.90
04-Dec-2014	09-Dec-2014	Shares AAPL:xnas 760119764	-5,992.17	88,038.93
04-Dec-2014	09-Dec-2014	Shares AAL:xnas 760119487	-5,968.90	94,031.10
27-Nov-2014	26-Nov-2014	DEPOSIT 6563046 TPI (624862033, 757487541)	100,000.00	100,000.00

Luxury Portraits Superannuation Fund General Ledger



For The Period 01 July 2014 - 30 June 2015

Transaction Date	Description	Units	Debit	Credit	Balance \$
Life Insurance Premiums (39000)					
<u>(Life Insurance Premiums) De Paola, Julie - Accumulation (JULDE 00001A)</u>					
07/07/2014	Robert & Julie monthly life insurance premium		764.61		764.61 DR
11/08/2014	Robert & Julie monthly life insurance premium		764.61		1,529.22 DR
10/09/2014	Robert & Julie monthly life insurance premium		764.61		2,293.83 DR
10/10/2014	Robert & Julie monthly life insurance premium		764.61		3,058.44 DR
10/11/2014	Robert & Julie monthly life insurance premium		764.61		3,823.05 DR
10/12/2014	Robert & Julie monthly life insurance premium		764.61		4,587.66 DR
12/01/2015	Robert & Julie monthly life insurance premium		764.61		5,352.27 DR
10/02/2015	Robert & Julie monthly life insurance premium		764.61		6,116.88 DR
10/03/2015	Robert & Julie monthly life insurance premium		764.61		6,881.49 DR
10/04/2015	Robert & Julie monthly life insurance premium		764.61		7,646.10 DR
11/05/2015	Robert & Julie monthly life insurance premium		764.61		8,410.71 DR
10/06/2015	Robert & Julie monthly life insurance premium		949.97		9,360.68 DR
			9,360.68		9,360.68 DR
<u>(Life Insurance Premiums) De Paola, Robert - Accumulation (ROBDE 00001A)</u>					
07/07/2014	Robert & Julie monthly life insurance premium		490.61		490.61 DR
11/08/2014	Robert & Julie monthly life insurance premium		490.61		981.22 DR
10/09/2014	Robert & Julie monthly life insurance premium		490.61		1,471.83 DR
10/10/2014	Robert & Julie monthly life insurance premium		490.61		1,962.44 DR
10/11/2014	Robert & Julie monthly life insurance premium		490.61		2,453.05 DR
10/12/2014	Robert & Julie monthly life insurance premium		490.61		2,943.66 DR
12/01/2015	Robert & Julie monthly life insurance premium		490.61		3,434.27 DR
10/02/2015	Robert & Julie monthly life insurance premium		490.61		3,924.88 DR
10/03/2015	Robert & Julie monthly life insurance premium		490.61		4,415.49 DR
10/04/2015	Robert & Julie monthly life insurance premium		556.48		4,971.97 DR
11/05/2015	Robert & Julie monthly life insurance premium		556.48		5,528.45 DR
10/06/2015	Robert & Julie monthly life insurance premium		556.48		6,084.93 DR
			6,084.93		6,084.93 DR
Total Debits:	15,445.61				
Total Credits:	0.00				

Asteron Life Complete



000149 000



Mr Robert And Mrs Julie De Pao
Luxury Portraits Superannuation Fund
30 Clarkson Place
KENMORE HILLS QLD 4069



Policy Number

E3056030

Cover

Life
TPD

Insured Person

Mr Robert Andrew De Paola

Policy Owner

Luxury Portraits
Superannuation Fund

9 April 2014

Dear Policy Owner

You're covered.

Your Asteron Life Complete policy is now in place – so you can lead the life you want without giving the 'what-ifs' another thought.

All the information is attached.

When you get a chance, take a look at your policy schedule (over the page). It gives you all the details of your cover, including some of the features and benefits. For full details of the features and benefits of your policy please refer to the Asteron Life Complete Product Disclosure Statement and Policy Document.

Thanks for choosing us.

We're looking forward to being of service to you in the future, but do know that you have a 30 day 'cooling off' period if you change your mind about your cover. As long as you don't claim in that time, we'll happily give you a full refund.

A copy of the responses to the questions we asked in the electronic application for this policy was sent to the Insured Person. At that time, we asked them to notify us if their responses were not correct. We recommend you discuss this with them.

Any questions?

The answer's as simple as calling us on 1800 221 727.

Take care,

Mark Bower
Executive Manager, Life Customer Service

IMPORTANT INFORMATION

The attached documents are important. They contain all the details of your cover. Please read them carefully and keep them in a safe place for your future reference.

Important Dates

- Policy anniversary
9 April each year
- Policy commencement
09/04/2014
- Policy issue
09/04/2014

Your Adviser

Mr Fred McDonald
07 3362 3405

Customer Service

1800 221 727 8am-7pm
02 8275 3999

Internet

www.asteronlife.com.au

► **See your Policy Benefits and Features over**

Issuer: Suncorp Life & Superannuation Limited ABN 87 073 979 530 AFSL 229880

Customer Service GPO Box 68, Sydney NSW 2001
Ph: 1800 221 727 or 02 8275 3999 8am to 7pm EST
Fax: 1300 766 833 Email: life_customerservice@asteron.com.au
Web: www.asteronlife.com.au



Asteron Life Complete Schedule



This schedule contains details of your Asteron Life Complete policy.
This is an **IMPORTANT DOCUMENT**, please keep on file for future reference.

Policy Number

E3056030

Insured Person

Mr Robert Andrew De Paola
Non-Smoker
Born 21/02/1962

Policy Owner

Luxury Portraits
Superannuation Fund

Important Dates

- Policy anniversary
9 April each year
- Policy commencement
09/04/2014
- Policy issue
09/04/2014

Special Conditions

(see over)

Benefits and Features

<ul style="list-style-type: none"> • Stepped Premium • Split TPD 	<ul style="list-style-type: none"> • Guaranteed Future Insurability
--	--

Benefit Table

	Sum Insured	Monthly Premium	Expiry Date
Life Cover	\$1,000,000	\$224.37	09/04/2061
Linked TPD - Double payout with Split TPD any occupation definition	\$1,000,000	\$258.83	09/04/2027
Policy Fee		\$7.41	
Amount debited from your Commonwealth Bank Of Aus Kenmore account ending with the numbers 950 each month.		\$490.61	

QLD Stamp Duty Paid

Asteron Life Complete



F 000097 000



Mr Robert And Mrs Julie De Pao
Luxury Portraits Superannuation Fund
30 Clarkson Place
KENMORE HILLS QLD 4069



Policy Number

E3056022

Cover

Life
TPD

Insured Person

Mrs Julie Ann De Paola

Policy Owner

Luxury Portraits
Superannuation Fund

6 June 2014

Dear Policy Owner

You're covered.

Your Asteron Life Complete policy is now in place – so you can lead the life you want without giving the 'what-ifs' another thought.

All the information is attached.

When you get a chance, take a look at your policy schedule (over the page). It gives you all the details of your cover, including some of the features and benefits. For full details of the features and benefits of your policy please refer to the Asteron Life Complete Product Disclosure Statement and Policy Document.

Thanks for choosing us.

We're looking forward to being of service to you in the future, but do know that you have a 30 day 'cooling off' period if you change your mind about your cover. As long as you don't claim in that time, we'll happily give you a full refund.

A copy of the responses to the questions we asked in the electronic application for this policy was sent to the Insured Person. At that time, we asked them to notify us if their responses were not correct. We recommend you discuss this with them.

Any questions?

The answer's as simple as calling us on 1800 221 727.

Take care,

Mark Bower
Executive Manager, Life Customer Service

IMPORTANT INFORMATION

The attached documents are important. They contain all the details of your cover. Please read them carefully and keep them in a safe place for your future reference.

Policy Number

E3056022

Cover

Life
TPD

Insured Person

Mrs Julie Ann De Paola

Policy Owner

Luxury Portraits
Superannuation Fund

6 June 2014

Dear Policy Owner

You're covered.

Your Asteron Life Complete policy is now in place – so you can lead the life you want without giving the 'what-ifs' another thought.

All the information is attached.

When you get a chance, take a look at your policy schedule (over the page). It gives you all the details of your cover, including some of the features and benefits. For full details of the features and benefits of your policy please refer to the Asteron Life Complete Product Disclosure Statement and Policy Document.

Thanks for choosing us.

We're looking forward to being of service to you in the future, but do know that you have a 30 day 'cooling off' period if you change your mind about your cover. As long as you don't claim in that time, we'll happily give you a full refund.

A copy of the responses to the questions we asked in the electronic application for this policy was sent to the Insured Person. At that time, we asked them to notify us if their responses were not correct. We recommend you discuss this with them.

Any questions?

The answer's as simple as calling us on 1800 221 727.

Take care,

Mark Bower
Executive Manager, Life Customer Service

IMPORTANT INFORMATION

The attached documents are important. They contain all the details of your cover. Please read them carefully and keep them in a safe place for your future reference.

Important Dates

- Policy anniversary
9 June each year
- Policy commencement
09/06/2014
- Policy issue
06/06/2014

Your Adviser

Mr Fred McDonald
07 3362 3405

Customer Service

1800 221 727 8am-7pm
02 8275 3999

Internet

www.asteronlife.com.au

► See your Policy Benefits
and Features over

Issuer: Suncorp Life & Superannuation Limited ABN 87 073 979 530 AFSL 229880

Customer Service GPO Box 68, Sydney NSW 2001
Ph: 1800 221 727 or 02 8275 3999 8am to 7pm EST
Fax: 1300 766 833 Email: life_customerservice@asteron.com.au
Web: www.asteronlife.com.au

RUNB-AU-ASTN-4697/000097/000219

Asteron Life Complete Schedule



Part of the Suncorp Group



This schedule contains details of your Asteron Life Complete policy.
 This is an **IMPORTANT DOCUMENT**, please keep on file for future reference.

Policy Number

E3056022

Insured Person

Mrs Julie Ann De Paola
 Non-Smoker
 Born 07/07/1957

Policy Owner

Luxury Portraits
 Superannuation Fund

Important Dates

- Policy anniversary
9 June each year
- Policy commencement
09/06/2014
- Policy issue
06/06/2014

Special Conditions

(see over)

Benefits and Features

• Stepped Premium	• Split TPD
-------------------	-------------

Benefit Table

	Sum Insured	Monthly Premium	Expiry Date
Life Cover	\$1,000,000	\$311.80	09/06/2057
Linked TPD - Double payout with Split TPD any occupation definition	\$500,000	\$445.40	09/06/2023
Policy Fee		\$7.41	
Amount debited from your Commonwealth Bank Of Aus Kenmore account ending with the numbers 950 each month.		\$764.61	

QLD Stamp Duty Paid

Asteron Life Complete Statement

Asteron
Life

Part of the
Suncorp Group



000224 000



Mr Robert And Mrs Julie De Pao
Luxury Portraits Superannuation Fund
30 Clarkson Place
KENMORE HILLS QLD 4069

Policy Number

E3056030

Cover

Life
TPD

Insured Person

Mr Robert Andrew De Paola

Policy Owner

Luxury Portraits
Superannuation Fund

Important Dates

- Policy anniversary
9 April each year
- Policy commencement
09/04/2014

Your Adviser

Mr Fred McDonald
07 3362 3405

Customer Service

1800 221 727 8am-6pm
02 8275 3999

Internet

www.asteronlife.com.au

9 March 2015

Dear Policy Owner

This is your insurance policy statement.

Your policy provides the opportunity to increase your cover from the upcoming policy anniversary to protect against inflation. The table on the reverse of this notice shows the cover and premium details if you wish to accept or decline the increase. The account from which it will be deducted is shown below.

As premiums are being deducted from your account **there is no need to send any payment.**

We take this opportunity to thank you for allowing us to provide your valuable cover. Asteron Life has a proud history of providing protection and financial security and we look forward to continuing our association with you for years to come.

If you wish to decline the increase in cover please contact us. We'll be happy to help.

Yours sincerely
Asteron Life Customer Service

► See your Policy Benefits
and Features over

Amount debited from your Commonwealth Bank Of Aus
Kenmore account ending with the numbers 950 each
month.

\$556.48

Issuer: Suncorp Life & Superannuation Limited ABN 87 073 979 530 AFSL 229880

Customer Service GPO Box 68, Sydney NSW 2001

Ph: 1800 221 727 or 02 8275 3999 8am to 6pm EST

Fax: 1300 766 833 Email: life_customerservice@asteron.com.au


Web: www.asteronlife.com.au

RUNJ-AU-ASTN-5102/000224/000314/635

A1

AS00163 01/01/12 C

Asteron Life Complete Statement



Part of the
Suncorp Group



F 000572 000



Mr Robert And Mrs Julie De Pao
Luxury Portraits Superannuation Fund
30 Clarkson Place
KENMORE HILLS QLD 4069

11 May 2015

Dear Policy Owner

This is your insurance policy statement.

Your policy provides the opportunity to increase your cover from the upcoming policy anniversary to protect against inflation. The table on the reverse of this notice shows the cover and premium details if you wish to accept or decline the increase. The account from which it will be deducted is shown below.

As premiums are being deducted from your account **there is no need to send any payment.**

We take this opportunity to thank you for allowing us to provide your valuable cover. Asteron Life has a proud history of providing protection and financial security and we look forward to continuing our association with you for years to come.

If you wish to decline the increase in cover please contact us. We'll be happy to help.

Yours sincerely
Asteron Life Customer Service

Policy Number

E3056022

Cover

Life
TPD

Insured Person

Mrs Julie Ann De Paola

Policy Owner

Luxury Portraits
Superannuation Fund

Important Dates

- Policy anniversary
9 June each year
- Policy commencement
09/06/2014

Your Adviser

Mr Fred McDonald
07 3362 3405

Customer Service

1800 221 727 8am-6pm
02 8275 3999

Internet

www.asteronlife.com.au

► See your Policy Benefits
and Features over

Amount debited from your Commonwealth Bank Of Aus
Kenmore account ending with the numbers 950 each
month.

\$949.97

Issuer: Suncorp Life & Superannuation Limited ABN 87 073 979 530 AFSL 229880

Customer Service GPO Box 68, Sydney NSW 2001
Ph: 1800 221 727 or 02 8275 3999 8am to 6pm EST
Fax: 1300 766 833 Email: life_customerservice@asteron.com.au
Web: www.asteronlife.com.au

RUNJ-AU-ASTN-5191/000572/000833/635

A1

AS00193 01/01/12 C

Luxury Portraits Superannuation Fund

General Ledger



For The Period 01 July 2014 - 30 June 2015

Transaction Date	Description	Units	Debit	Credit	Balance \$
Pensions Paid (41600)					
(Pensions Paid) De Paola, Julie - Pension (Transition to Retirement Pension 2) (DE JUL00005P)					
25/06/2015	Julie		3,500.00		3,500.00 DR
			3,500.00		3,500.00 DR

Total Debits: 3,500.00

Total Credits: 0.00

Robert De Paola - Minimum Pension requirement

De Paola, Julie (DE JUL00005P) Age - 56

Pension Type	Transition to retirement Pension
Opening Balance (Transition to retirement Pension)	78852.77
Minimum (4% of Opening Balance)	\$3,154.11
Maximum (10% of Opening Balance)	\$7,885.28
Gross Drawdowns	\$3,500.00
Amount required for Minimum	\$0.00
Amount payable to reach Maximum	\$4,385.28
Current Account Balance	\$76,426.10

Luxury Portraits Superannuation Fund

General Ledger



For The Period 01 July 2014 - 30 June 2015

Transaction Date	Description	Units	Debit	Credit	Balance \$
Income Tax Expense (48500)					
Income Tax Expense (48500)					
30/06/2015	Create Entries - Foreign Credits Adjustment - 30/06/2015			73.54	73.54 CR
30/06/2015	Create Entries - Income Tax Expense - 30/06/2015		1,302.75		1,229.21 DR
			1,302.75	73.54	1,229.21 DR

Total Debits: 1,302.75

Total Credits: 73.54

Luxury Portraits Superannuation Fund
Statement of Taxable Income

For the year ended 30 June 2015



	2015
	\$
Benefits accrued as a result of operations	16,560.00
Less	
Increase in MV of investments	21,817.00
Exempt current pension income	1,240.00
Realised Accounting Capital Gains	(8,921.00)
	<u>14,136.00</u>
Add	
Pension non deductible expenses	2,657.00
Pension Payments	3,500.00
Foreign Credits	104.00
	<u>6,261.00</u>
Taxable Income or Loss	<u>8,685.00</u>
Income Tax on Taxable Income or Loss	1,302.75
Less	
Foreign Credits	73.54
CURRENT TAX OR REFUND	<u>1,229.21</u>
Supervisory Levy	259.00
Income Tax Instalments Paid	(2,532.00)
AMOUNT DUE OR REFUNDABLE	<u>(1,043.79)</u>

17 January 2017

Reference: 119029817

The Trustees
Luxury Portraits Superannuation Fund
c/o Wealth Safe Accounting
PO Box 1095
BENTLEY WA 6983

Dear Trustees,

SECTION 295.390 ACTUARY'S CERTIFICATE OF EXEMPT INCOME

This certificate has been prepared for the Trustees of Luxury Portraits Superannuation Fund to certify the exempt current pension income proportion in accordance with section 295.390 of the Income Tax Assessment Act (ITAA) 1997 for the 2014/15 financial year.

I hereby certify that the proportion of the applicable income of Luxury Portraits Superannuation Fund for the year ending 30 June 2015 that should be exempt from income tax is: **28.984%**

The weighted average proportions for each Fund member are provided below:

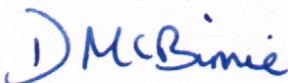
Member name	Robert De Paola	Julie De Paola
Tax exempt %	0.000%	28.984%
Taxable %	60.736%	10.280%

Further details of my calculation and the information on which it is based are contained in the appendices and covering email. These form part of my report and should be read in their entirety.

- ◆ Appendix A: Information used to calculate the exempt income proportion
- ◆ Appendix B: Exempt current pension income result and adequacy opinion
- ◆ Appendix C: Exempt current pension income proportion methodology

I confirm that this actuarial certificate has been prepared in accordance with Guidance Note 451 issued by the Institute of Actuaries of Australia and other relevant professional standards and guidance notes.

Yours sincerely,



Doug McBirnie, B.Sc. (Hons), FIA, FIAA

This certificate has been prepared by Accurium Pty Limited, ABN 13 009 492 219 (Accurium). It is not intended to be legal advice and should not be relied upon as such. Before acting on any of the information contained in this certificate we recommend that you obtain appropriate professional advice. Accurium has prepared the certificate based on the data provided by you (or on your behalf). Whilst all care is taken in the preparation of this certificate no warranty is given and Accurium accepts no responsibility for errors or omissions beyond our reasonable control. For further information about the terms of our services, please refer to the terms and conditions at www.accurium.com.au

Appendix A – Information used to calculate the exempt income proportion

This certificate has been prepared at the request of, and based on data supplied by, Wealth Safe Accounting on behalf of the Trustees for the 2014/15 financial year. A summary of the data supplied to us for the purpose of calculating the exempt income proportion is provided below:

Name of fund: Luxury Portraits Superannuation Fund
 Fund ABN: 74558603935
 Trustee: Luxury Portraits TC Pty Ltd

Member name	Robert De Paola	Julie De Paola
Date of birth	21 Feb 1962	07 Jul 1957

The aggregate operating statement information is:

Assets available at 1 July 2014	\$258,473
Plus	
Non-concessional contributions	\$0
Concessional contributions	\$27,602
Transfers in from other funds	\$0
Less	
Accumulation account withdrawals	\$0
Pension payments and withdrawals	\$3,500
Equals	
Balance before income and expenses	\$282,575
Preliminary net income	(\$17,269)
Gross assets available at year end (before tax)	\$265,306

In addition to relying on the data provided to us, we have made the following assumptions when completing this actuarial certificate:

The tax exempt percentage calculation was completed based on the data supplied to us, no further assumptions were required.

This superannuation fund contains only accumulation and account-based type income stream benefits (commonly referred to as pensions). These include allocated pensions, market linked pensions, and account-based income streams (including transition to retirement pensions). Based on the information provided, this superannuation fund contains no other types of income stream benefits such as defined benefits in growth or pension phase.

Appendix B – Exempt current pension income result and adequacy opinion

Exempt current pension income proportion

Where a fund contains unsegregated pension assets the trustees are required by section 295.390 of the ITAA 1997 to obtain an actuary's certificate prior to lodgement of the fund's income tax return in order to claim an exemption from income tax.

The proportion of the applicable income of the Fund for the year ending 30 June 2015 that should be exempt from income tax is: **28.984%**

Within the requirements of legislation and the Fund's Trust Deed and Rules, the Trustees may have discretion about how income and expenses are allocated at the member level. Please note that, unless otherwise stated, we have not checked the terms of the Fund's Trust Deed and Rules. One fair and reasonable method of apportioning these items between the member accounts at year end is to use a daily weighted average of the account balances for each member. The calculation of the exempt proportion provides this weighted average for each member and is provided below:

Member name	Robert De Paola	Julie De Paola
Tax exempt %	0.000%	28.984%
Taxable %	60.736%	10.280%

Calculating the fund's exempt current pension income for the purpose of your tax return

Ordinary income and statutory income that a complying superannuation fund earns from assets held to provide for pension benefits is exempt from income tax. This is referred to as exempt current pension income (ECPI).

The exempt proportion is applied to net ordinary assessable income including net capital gains, and excluding assessable contributions, non-arm's length income and income derived from any segregated assets.

Exempt current pension income is calculated as:

$$\text{Income} * \text{ECPI proportion} + \text{Income on any segregated current pension assets}$$

Unutilised capital losses (except capital losses on segregated current pension assets) can be carried forward until they can be offset against assessable capital gains.

Adequacy opinion

By definition, the liabilities of an account-based income stream, in the absence of any unusual terms or guarantees, are equal to the value of the assets backing it. As such, I am satisfied that the amount of the assets at the end of the year, if accumulated together with the Fund's future earnings and contributions, will provide the amount required to discharge in full the liabilities as they fall due. No recommendation is needed with regard to future contributions.

Appendix C – Exempt current pension income proportion methodology

Methodology

Under section 295.390 of the ITAA 1997 the tax exempt proportion is calculated for the unsegregated pool of assets in the Fund for the year of income as:

$$\frac{\text{Average value of current pension liabilities}}{\text{Average value of superannuation liabilities}}$$

By definition, the value of the current pension liability at a particular time in respect of an account-based type pension is the value of the individual pension account. The value of the superannuation liabilities at a particular time is taken to be the account balances of all members and reserves at the relevant date. The average values above have been determined using a daily weighted average calculation which takes into account relevant information such as:

- ◆ the opening balances of each member's accumulation and pension accounts and any reserves;
- ◆ the size and timing of any pension commencements and commutations during the financial year;
- ◆ the size and timing of contributions, pension payments, withdrawals and transfers in to the Fund made during the financial year; and
- ◆ the contributions tax payable on concessional contributions.

The tax exempt proportion is the total average pension assets divided by total average Fund assets. This gives the average proportion of assets in the SMSF which were backing pension during the financial year, and therefore the proportion of net ordinary assessable income which is exempt from income tax.

Since the fund design consists only of accumulation and account-based pension accounts, no specific assumption has been made (or is needed) regarding rates of return on the Fund's assets; pension increases; or the liability calculation discount rate. No adjustment to the rate of the pension has been assumed other than that it will comply with Superannuation Industry Supervision (SIS) regulation requirements for allocated pensions, market linked pensions and/or account-based income streams.

Minimum pension standards

It was confirmed upon submission of the data for this report that all assets shown as supporting superannuation income streams are eligible for an exemption from income tax by virtue of having met the minimum pension standards for the financial year. Please note that, unless otherwise stated, we have not checked that these minimum pension standards have been met.

The standards for account-based income streams include a requirement for a minimum amount to be paid to the member over the year depending on the member's age, opening account balance and date of commencement. Where the minimum pension standards are not met the earnings on the assets supporting that income stream may not be eligible for an exemption from income tax and the tax exempt proportion shown in this certificate may not be correct.

Create Entries Report

For the period 01 July 2014 To 30 June 2015

Create Entries Financial Year Summary 01 July 2014 - 30 June 2015

Total Profit	Amount
Income	44,674.63
Less Expense	28,114.20
Total Profit	16,560.43

Tax Summary	Amount
Fund Tax Rate	15.00 %
Total Profit	16,560.43
Less Permanent Differences	21,816.59
Less Timing Differences	0.00
Less Exempt Pension Income	1,240.00
Less Other Non Taxable Income	(3,500.00)
Add Pension Non Deductible Expenses	2,657.44
Add Other Non Deductible Expenses	0.00
Add Total Franking/Foreign/TFN/FRW Credits	103.56
Less Realised Accounting Capital Gains	(8,920.89)
Less Tax Losses Deducted	0.00
Add SMSF Annual Return Rounding	(0.73)
Taxable Income	8,685.00
Income Tax on Taxable Income or Loss	1,302.75

Profit/(Loss) Available for Allocation	Amount
Total Available Profit	7,904.45
Franking Credits	0.00
TFN Credits	0.00
Foreign Credits	73.54
FRW Credits	0.00
Total	7,977.99

Income Tax Expense Available for Allocation	Amount
Income Tax on Taxable Income or Loss	1,302.75
Member Specific Income Tax	(1,823.79)
Total Income Tax Expense Allocation	(521.04)

Final Segment 1 from 01 July 2014 to 30 June 2015

Total Profit	Amount
Income	44,674.63
Less Expense	28,114.20
Total Profit	16,560.43

Revaluations	Investments	Amount
30/06/2015	77700/FB.NDQ1 - Facebook, Inc.	676.51

Revaluations	Investments	Amount
30/06/2015	77700/THRM.NDQ1 - Gentherm Inc	5,247.13
30/06/2015	77700/SWKS.NDQ1 - Skyworks Solutions, Inc.	4,029.61
30/06/2015	77700/HZNP.NDQ1 - Horizon Pharma plc	3,293.92
30/06/2015	77700/GILD.NDQ1 - Gilead Sciences, Inc.	1,236.25
30/06/2015	77700/SKX.NYE1 - Skechers U.S.A., Inc.	2,379.19
30/06/2015	77700/EPAM.NYE1 - EPAM Systems, Inc.	560.52
30/06/2015	77700/LAD.NYE1 - Lithia Motors, Inc.	1,441.34
30/06/2015	77700/NXPI.NDQ2 - NXP Semiconductors N.V.	2,019.10
30/06/2015	77700/NCLH.NDQ1 - Norwegian Cruise Line Holdings Ltd.	933.02
Total Revaluations		21,816.59

Exempt Pension Income	Actuary %	Amount
Exempt Pension Income Credit	28.984	30.02
CBA Cash Investment Account	28.984	1,111.99
Apple Inc.	28.984	11.17
Analog Devices, Inc.	28.984	20.58
Broadcom Limited	28.984	28.72
Gilead Sciences, Inc.	28.984	5.45
Lithia Motors, Inc.	28.984	5.12
Southwest Airlines Company	28.984	1.76
Microsoft Corporation	28.984	20.85
Skyworks Solutions, Inc.	28.984	5.10
Total Exempt Pension Income		1,240.76

Other Non Taxable Income	Amount
Non Taxable Pension Payments	(3,500.00)
Total Other Non Taxable Income	(3,500.00)

Pension Non Deductible Expenses	Percentage %	Amount
General Expenses		
ASIC Fees	28.984	12.75
Advisor Fees	28.984	2,579.58
Bank Charges	28.984	65.11
Total Pension Non Deductible Expenses		2,657.44

Create Entries Summary	Amount
Fund Tax Rate	15.00 %
Total Profit	16,560.43
Less Permanent Differences	21,816.59
Less Timing Differences	0.00
Less Exempt Pension Income	1,240.76
Less Other Non Taxable Income	(3,500.00)
Add Pension Non Deductible Expenses	2,657.44
Add Other Non Deductible Expenses	0.00
Add Total Franking/Foreign/TFN/FRW Credits	73.54
Less Realised Accounting Capital Gains	(8,920.89)
Less Tax Losses Deducted	0.00

Create Entries Summary			Amount	
Add Taxable Income Adjustment			0.03	
Taxable Income			8,685.00	
Income Tax on Taxable Income or Loss			1,302.75	
Member Weighted Balance Summary		Weighting%	Amount	
Robert De Paola (ROBDE 00001A)		61.37	162,052.89	
Julie De Paola (JULDE 00001A)		8.79	23,212.21	
Julie De Paola (DE JUL00005P)		29.84	78,795.24	
Profit/(Loss) Available for Allocation				
Total Available Profit			7,904.45	
Franking Credits			0.00	
TFN Credits			0.00	
Foreign Credits			73.54	
FRW Credits			0.00	
Total			7,977.99	
Allocation to Members		Weighting%	Amount	
Robert De Paola (ROBDE 00001A)		61.37	4,896.09	
Julie De Paola (JULDE 00001A)		8.79	701.27	
Julie De Paola (DE JUL00005P)		29.84	2,380.63	
Accumulation Weighted Balance Summary		Weighting%	Amount	
Robert De Paola (ROBDE 00001A)		87.47	162,052.89	
Julie De Paola (JULDE 00001A)		12.53	23,212.21	
Julie De Paola (DE JUL00005P)		0.00	78,795.24	
Income Tax Expense Available for Allocation			Amount	
Total Income Tax Expense Allocation			(521.04)	
Allocation to Members		Weighting%	Amount	
Robert De Paola (ROBDE 00001A)		87.47	(455.75)	
Julie De Paola (JULDE 00001A)		12.53	(65.29)	
Julie De Paola (DE JUL00005P)		0.00	0.00	
Calculation of daily member weighted balances				
Robert De Paola (ROBDE 00001A)				
<u>Member Balance</u>				
01/07/2014	50010	Opening Balance	158,392.82	158,392.82
02/07/2014	52420	Contributions	1,433.57	1,429.64
02/07/2014	53800	Contributions Tax	(215.04)	(214.45)
07/07/2014	52420	Contributions	138.75	136.47
07/07/2014	53800	Contributions Tax	(20.81)	(20.47)
07/07/2014	53920	Life Insurance Premiums	(490.61)	(482.55)
14/07/2014	52420	Contributions	143.64	138.52
14/07/2014	53800	Contributions Tax	(21.55)	(20.78)
21/07/2014	52420	Contributions	143.64	135.77
21/07/2014	53800	Contributions Tax	(21.55)	(20.37)
28/07/2014	52420	Contributions	143.64	133.01

Calculation of daily member weighted balances

28/07/2014	53800	Contributions Tax	(21.55)	(19.96)
04/08/2014	52420	Contributions	143.64	130.26
04/08/2014	53800	Contributions Tax	(21.55)	(19.54)
11/08/2014	52420	Contributions	148.53	131.85
11/08/2014	53800	Contributions Tax	(22.28)	(19.78)
11/08/2014	53920	Life Insurance Premiums	(490.61)	(435.50)
14/08/2014	52420	Contributions	2,000.00	1,758.90
14/08/2014	53800	Contributions Tax	(300.00)	(263.84)
18/08/2014	52420	Contributions	143.64	124.75
18/08/2014	53800	Contributions Tax	(21.55)	(18.72)
25/08/2014	52420	Contributions	143.64	122.00
25/08/2014	53800	Contributions Tax	(21.55)	(18.30)
01/09/2014	52420	Contributions	143.64	119.24
01/09/2014	53800	Contributions Tax	(21.55)	(17.89)
06/09/2014	52420	Contributions	1,250.00	1,020.55
06/09/2014	53800	Contributions Tax	(187.50)	(153.08)
08/09/2014	52420	Contributions	143.64	116.49
08/09/2014	53800	Contributions Tax	(21.55)	(17.48)
10/09/2014	53920	Life Insurance Premiums	(490.61)	(395.18)
15/09/2014	52420	Contributions	143.64	113.73
15/09/2014	53800	Contributions Tax	(21.55)	(17.06)
23/09/2014	52420	Contributions	143.64	110.58
23/09/2014	53800	Contributions Tax	(21.55)	(16.59)
29/09/2014	52420	Contributions	143.64	108.22
29/09/2014	53800	Contributions Tax	(21.55)	(16.24)
06/10/2014	52420	Contributions	143.64	105.47
06/10/2014	53800	Contributions Tax	(21.55)	(15.82)
10/10/2014	53920	Life Insurance Premiums	(490.61)	(354.85)
13/10/2014	52420	Contributions	143.64	102.71
13/10/2014	53800	Contributions Tax	(21.55)	(15.41)
20/10/2014	52420	Contributions	143.64	99.96
20/10/2014	53800	Contributions Tax	(21.55)	(15.00)
28/10/2014	52420	Contributions	143.64	96.81
28/10/2014	53800	Contributions Tax	(21.55)	(14.52)
07/11/2014	52420	Contributions	143.64	92.87
07/11/2014	53800	Contributions Tax	(21.55)	(13.93)
10/11/2014	53920	Life Insurance Premiums	(490.61)	(313.18)
13/11/2014	52420	Contributions	143.64	90.51
13/11/2014	53800	Contributions Tax	(21.55)	(13.58)
18/11/2014	52420	Contributions	143.64	88.55
18/11/2014	53800	Contributions Tax	(21.55)	(13.28)
24/11/2014	52420	Contributions	143.64	86.18
24/11/2014	53800	Contributions Tax	(21.55)	(12.93)
01/12/2014	52420	Contributions	143.64	83.43
01/12/2014	53800	Contributions Tax	(21.55)	(12.52)

Calculation of daily member weighted balances

08/12/2014	52420	Contributions	143.64	80.67
08/12/2014	53800	Contributions Tax	(21.55)	(12.10)
10/12/2014	53920	Life Insurance Premiums	(490.61)	(272.86)
18/12/2014	52420	Contributions	143.64	76.74
18/12/2014	53800	Contributions Tax	(21.55)	(11.51)
22/12/2014	52420	Contributions	143.64	75.17
22/12/2014	53800	Contributions Tax	(21.55)	(11.28)
29/12/2014	52420	Contributions	143.64	72.41
29/12/2014	53800	Contributions Tax	(21.55)	(10.86)
05/01/2015	52420	Contributions	143.64	69.66
05/01/2015	53800	Contributions Tax	(21.55)	(10.45)
12/01/2015	52420	Contributions	143.64	66.90
12/01/2015	53800	Contributions Tax	(21.55)	(10.04)
12/01/2015	53920	Life Insurance Premiums	(490.61)	(228.50)
19/01/2015	52420	Contributions	143.64	64.15
19/01/2015	53800	Contributions Tax	(21.55)	(9.62)
26/01/2015	52420	Contributions	143.64	61.39
26/01/2015	53800	Contributions Tax	(21.55)	(9.21)
01/02/2015	52420	Contributions	143.64	59.03
01/02/2015	53800	Contributions Tax	(21.55)	(8.86)
09/02/2015	52420	Contributions	143.64	55.88
09/02/2015	53800	Contributions Tax	(21.55)	(8.38)
10/02/2015	53920	Life Insurance Premiums	(490.61)	(189.52)
16/02/2015	52420	Contributions	143.64	53.13
16/02/2015	53800	Contributions Tax	(21.55)	(7.97)
23/02/2015	52420	Contributions	143.64	50.37
23/02/2015	53800	Contributions Tax	(21.55)	(7.56)
02/03/2015	52420	Contributions	143.64	47.62
02/03/2015	53800	Contributions Tax	(21.55)	(7.14)
09/03/2015	52420	Contributions	143.64	44.86
09/03/2015	53800	Contributions Tax	(21.55)	(6.73)
10/03/2015	53920	Life Insurance Premiums	(490.61)	(151.89)
16/03/2015	52420	Contributions	143.64	42.11
16/03/2015	53800	Contributions Tax	(21.55)	(6.32)
23/03/2015	52420	Contributions	143.64	39.35
23/03/2015	53800	Contributions Tax	(21.55)	(5.90)
30/03/2015	52420	Contributions	143.64	36.60
30/03/2015	53800	Contributions Tax	(21.55)	(5.49)
06/04/2015	52420	Contributions	143.64	33.84
06/04/2015	53800	Contributions Tax	(21.55)	(5.08)
10/04/2015	53920	Life Insurance Premiums	(556.48)	(125.02)
13/04/2015	52420	Contributions	143.64	31.09
13/04/2015	53800	Contributions Tax	(21.55)	(4.66)
20/04/2015	52420	Contributions	143.64	28.33
20/04/2015	53800	Contributions Tax	(21.55)	(4.25)

Calculation of daily member weighted balances

27/04/2015	52420	Contributions	143.64	25.58
27/04/2015	53800	Contributions Tax	(21.55)	(3.84)
04/05/2015	52420	Contributions	143.64	22.82
04/05/2015	53800	Contributions Tax	(21.55)	(3.42)
11/05/2015	52420	Contributions	143.64	20.07
11/05/2015	53800	Contributions Tax	(21.55)	(3.01)
11/05/2015	53920	Life Insurance Premiums	(556.48)	(77.75)
18/05/2015	52420	Contributions	143.64	17.32
18/05/2015	53800	Contributions Tax	(21.55)	(2.60)
25/05/2015	52420	Contributions	143.64	14.56
25/05/2015	53800	Contributions Tax	(21.55)	(2.18)
01/06/2015	52420	Contributions	143.64	11.81
01/06/2015	53800	Contributions Tax	(21.55)	(1.77)
08/06/2015	52420	Contributions	143.64	9.05
08/06/2015	53800	Contributions Tax	(21.55)	(1.36)
10/06/2015	53920	Life Insurance Premiums	(556.48)	(32.02)
15/06/2015	52420	Contributions	109.62	4.81
15/06/2015	53800	Contributions Tax	(16.44)	(0.72)
22/06/2015	52420	Contributions	109.62	2.70
22/06/2015	53800	Contributions Tax	(16.44)	(0.41)
29/06/2015	52420	Contributions	1,750.00	9.59
29/06/2015	52420	Contributions	109.62	0.60
29/06/2015	53800	Contributions Tax	(262.50)	(1.44)
29/06/2015	53800	Contributions Tax	(16.44)	(0.09)
Total Amount (Weighted)				162,052.89

Julie De Paola (JULDE 00001A)Member Balance

01/07/2014	50010	Opening Balance	21,227.80	21,227.80
02/07/2014	52420	Contributions	1,433.58	1,429.65
02/07/2014	53800	Contributions Tax	(215.04)	(214.45)
07/07/2014	52420	Contributions	138.75	136.47
07/07/2014	53800	Contributions Tax	(20.81)	(20.47)
07/07/2014	53920	Life Insurance Premiums	(764.61)	(752.04)
14/07/2014	52420	Contributions	143.64	138.52
14/07/2014	53800	Contributions Tax	(21.55)	(20.78)
21/07/2014	52420	Contributions	143.64	135.77
21/07/2014	53800	Contributions Tax	(21.55)	(20.37)
28/07/2014	52420	Contributions	143.64	133.01
28/07/2014	53800	Contributions Tax	(21.55)	(19.96)
04/08/2014	52420	Contributions	143.64	130.26
04/08/2014	53800	Contributions Tax	(21.55)	(19.54)
11/08/2014	52420	Contributions	148.53	131.85
11/08/2014	53800	Contributions Tax	(22.28)	(19.78)
11/08/2014	53920	Life Insurance Premiums	(764.61)	(678.72)

Calculation of daily member weighted balances

14/08/2014	52420	Contributions	2,000.00	1,758.90
14/08/2014	53800	Contributions Tax	(300.00)	(263.84)
18/08/2014	52420	Contributions	143.64	124.75
18/08/2014	53800	Contributions Tax	(21.55)	(18.72)
25/08/2014	52420	Contributions	143.64	122.00
25/08/2014	53800	Contributions Tax	(21.55)	(18.30)
01/09/2014	52420	Contributions	143.64	119.24
01/09/2014	53800	Contributions Tax	(21.55)	(17.89)
06/09/2014	52420	Contributions	1,250.00	1,020.55
06/09/2014	53800	Contributions Tax	(187.50)	(153.08)
08/09/2014	52420	Contributions	143.64	116.49
08/09/2014	53800	Contributions Tax	(21.55)	(17.48)
10/09/2014	53920	Life Insurance Premiums	(764.61)	(615.88)
15/09/2014	52420	Contributions	143.64	113.73
15/09/2014	53800	Contributions Tax	(21.55)	(17.06)
23/09/2014	52420	Contributions	143.64	110.58
23/09/2014	53800	Contributions Tax	(21.55)	(16.59)
29/09/2014	52420	Contributions	143.64	108.22
29/09/2014	53800	Contributions Tax	(21.55)	(16.24)
06/10/2014	52420	Contributions	143.64	105.47
06/10/2014	53800	Contributions Tax	(21.55)	(15.82)
10/10/2014	53920	Life Insurance Premiums	(764.61)	(553.03)
13/10/2014	52420	Contributions	143.64	102.71
13/10/2014	53800	Contributions Tax	(21.55)	(15.41)
20/10/2014	52420	Contributions	143.64	99.96
20/10/2014	53800	Contributions Tax	(21.55)	(15.00)
28/10/2014	52420	Contributions	143.64	96.81
28/10/2014	53800	Contributions Tax	(21.55)	(14.52)
07/11/2014	52420	Contributions	143.64	92.87
07/11/2014	53800	Contributions Tax	(21.55)	(13.93)
10/11/2014	53920	Life Insurance Premiums	(764.61)	(488.09)
13/11/2014	52420	Contributions	143.64	90.51
13/11/2014	53800	Contributions Tax	(21.55)	(13.58)
18/11/2014	52420	Contributions	143.64	88.55
18/11/2014	53800	Contributions Tax	(21.55)	(13.28)
24/11/2014	52420	Contributions	143.64	86.18
24/11/2014	53800	Contributions Tax	(21.55)	(12.93)
01/12/2014	52420	Contributions	143.64	83.43
01/12/2014	53800	Contributions Tax	(21.55)	(12.52)
08/12/2014	52420	Contributions	143.64	80.67
08/12/2014	53800	Contributions Tax	(21.55)	(12.10)
10/12/2014	53920	Life Insurance Premiums	(764.61)	(425.25)
18/12/2014	52420	Contributions	143.64	76.74
18/12/2014	53800	Contributions Tax	(21.55)	(11.51)
22/12/2014	52420	Contributions	143.64	75.17

Calculation of daily member weighted balances

22/12/2014	53800	Contributions Tax	(21.55)	(11.28)
29/12/2014	52420	Contributions	143.64	72.41
29/12/2014	53800	Contributions Tax	(21.55)	(10.86)
05/01/2015	52420	Contributions	143.64	69.66
05/01/2015	53800	Contributions Tax	(21.55)	(10.45)
12/01/2015	52420	Contributions	143.64	66.90
12/01/2015	53800	Contributions Tax	(21.55)	(10.04)
12/01/2015	53920	Life Insurance Premiums	(764.61)	(356.12)
19/01/2015	52420	Contributions	143.64	64.15
19/01/2015	53800	Contributions Tax	(21.55)	(9.62)
26/01/2015	52420	Contributions	143.64	61.39
26/01/2015	53800	Contributions Tax	(21.55)	(9.21)
01/02/2015	52420	Contributions	143.64	59.03
01/02/2015	53800	Contributions Tax	(21.55)	(8.86)
09/02/2015	52420	Contributions	143.64	55.88
09/02/2015	53800	Contributions Tax	(21.55)	(8.38)
10/02/2015	53920	Life Insurance Premiums	(764.61)	(295.37)
16/02/2015	52420	Contributions	143.64	53.13
16/02/2015	53800	Contributions Tax	(21.55)	(7.97)
23/02/2015	52420	Contributions	143.64	50.37
23/02/2015	53800	Contributions Tax	(21.55)	(7.56)
02/03/2015	52420	Contributions	143.64	47.62
02/03/2015	53800	Contributions Tax	(21.55)	(7.14)
09/03/2015	52420	Contributions	143.64	44.86
09/03/2015	53800	Contributions Tax	(21.55)	(6.73)
10/03/2015	53920	Life Insurance Premiums	(764.61)	(236.71)
16/03/2015	52420	Contributions	143.64	42.11
16/03/2015	53800	Contributions Tax	(21.55)	(6.32)
23/03/2015	52420	Contributions	143.64	39.35
23/03/2015	53800	Contributions Tax	(21.55)	(5.90)
30/03/2015	52420	Contributions	143.64	36.60
30/03/2015	53800	Contributions Tax	(21.55)	(5.49)
06/04/2015	52420	Contributions	143.64	33.84
06/04/2015	53800	Contributions Tax	(21.55)	(5.08)
10/04/2015	53920	Life Insurance Premiums	(764.61)	(171.78)
13/04/2015	52420	Contributions	143.64	31.09
13/04/2015	53800	Contributions Tax	(21.55)	(4.66)
20/04/2015	52420	Contributions	143.64	28.33
20/04/2015	53800	Contributions Tax	(21.55)	(4.25)
27/04/2015	52420	Contributions	143.64	25.58
27/04/2015	53800	Contributions Tax	(21.55)	(3.84)
04/05/2015	52420	Contributions	143.64	22.82
04/05/2015	53800	Contributions Tax	(21.55)	(3.42)
11/05/2015	52420	Contributions	143.64	20.07
11/05/2015	53800	Contributions Tax	(21.55)	(3.01)

Calculation of daily member weighted balances

11/05/2015	53920	Life Insurance Premiums	(764.61)	(106.84)
18/05/2015	52420	Contributions	143.64	17.32
18/05/2015	53800	Contributions Tax	(21.55)	(2.60)
25/05/2015	52420	Contributions	143.64	14.56
25/05/2015	53800	Contributions Tax	(21.55)	(2.18)
01/06/2015	52420	Contributions	143.64	11.81
01/06/2015	53800	Contributions Tax	(21.55)	(1.77)
08/06/2015	52420	Contributions	143.64	9.05
08/06/2015	53800	Contributions Tax	(21.55)	(1.36)
10/06/2015	53920	Life Insurance Premiums	(949.97)	(54.66)
15/06/2015	52420	Contributions	109.62	4.81
15/06/2015	53800	Contributions Tax	(16.44)	(0.72)
22/06/2015	52420	Contributions	109.62	2.70
22/06/2015	53800	Contributions Tax	(16.44)	(0.41)
29/06/2015	52420	Contributions	1,750.00	9.59
29/06/2015	52420	Contributions	109.62	0.60
29/06/2015	53800	Contributions Tax	(262.50)	(1.44)
29/06/2015	53800	Contributions Tax	(16.44)	(0.09)
		Total Amount (Weighted)		23,212.21

Julie De Paola (DE JUL00005P)Member Balance

01/07/2014	50010	Opening Balance	78,852.77	78,852.77
25/06/2015	54160	Pensions Paid	(3,500.00)	(57.53)
		Total Amount (Weighted)		78,795.24

Luxury Portraits Superannuation Fund

General Ledger



For The Period 01 July 2014 - 30 June 2015

Transaction Date	Description	Units	Debit	Credit	Balance \$
Cash bank accounts (60400)					
<u>CBA Cash Investment Account (CBA10322950)</u>					
01/07/2014	Opening Balance				268,684.24 DR
01/07/2014	CBA Interest		435.63		269,119.87 DR
01/07/2014	CBA Account fee			5.00	269,114.87 DR
07/07/2014	Robert & Julie's 50/50 employer contribution		277.50		269,392.37 DR
07/07/2014	Robert & Julie monthly life insurance premium			1,255.22	268,137.15 DR
14/07/2014	Robert & Julie's 50/50 employer contribution		287.28		268,424.43 DR
21/07/2014	Robert & Julie's 50/50 employer contribution		287.28		268,711.71 DR
28/07/2014	Robert & Julie's 50/50 employer contribution		287.28		268,998.99 DR
01/08/2014	CBA Interest		513.58		269,512.57 DR
01/08/2014	CBA Account fee			5.00	269,507.57 DR
04/08/2014	Robert & Julie's 50/50 employer contribution		287.28		269,794.85 DR
11/08/2014	Robert & Julie's 50/50 employer contribution		297.06		270,091.91 DR
11/08/2014	Robert & Julie monthly life insurance premium			1,255.22	268,836.69 DR
14/08/2014	Robert & Julie's 50/50 employer contribution		4,000.00		272,836.69 DR
18/08/2014	Robert & Julie's 50/50 employer contribution		287.28		273,123.97 DR
25/08/2014	Robert & Julie's 50/50 employer contribution		287.28		273,411.25 DR
29/08/2014	Inv 2335 - Teaminvest (Group advised you to take investment decisions)			8,900.00	264,511.25 DR
01/09/2014	CBA Interest		517.44		265,028.69 DR
01/09/2014	CBA Account fee			5.00	265,023.69 DR
01/09/2014	Trustee Company ASIC fee			44.00	264,979.69 DR
01/09/2014	Robert & Julie's 50/50 employer contribution		287.28		265,266.97 DR
06/09/2014	Robert & Julie's 50/50 employer contribution		2,500.00		267,766.97 DR
08/09/2014	Robert & Julie's 50/50 employer contribution		287.28		268,054.25 DR
10/09/2014	Robert & Julie monthly life insurance premium			1,255.22	266,799.03 DR
15/09/2014	Robert & Julie's 50/50 employer contribution		287.28		267,086.31 DR
23/09/2014	Robert & Julie's 50/50 employer contribution		287.28		267,373.59 DR
29/09/2014	Robert & Julie's 50/50 employer contribution		287.28		267,660.87 DR
01/10/2014	CBA Interest		493.66		268,154.53 DR
01/10/2014	CBA Account fee			5.00	268,149.53 DR
06/10/2014	Robert & Julie's 50/50 employer contribution		287.28		268,436.81 DR
10/10/2014	Robert & Julie monthly life insurance premium			1,255.22	267,181.59 DR
13/10/2014	Robert & Julie's 50/50 employer contribution		287.28		267,468.87 DR
20/10/2014	Robert & Julie's 50/50 employer contribution		287.28		267,756.15 DR
28/10/2014	Robert & Julie's 50/50 employer contribution		287.28		268,043.43 DR

Luxury Portraits Superannuation Fund

General Ledger

For The Period 01 July 2014 - 30 June 2015

Transaction Date	Description	Units	Debit	Credit	Balance \$
01/11/2014	CBA Interest		511.80		268,555.23 DR
01/11/2014	CBA Account fee			5.00	268,550.23 DR
07/11/2014	Robert & Julie's 50/50 employer contribution		287.28		268,837.51 DR
10/11/2014	Robert & Julie monthly life insurance premium			1,255.22	267,582.29 DR
13/11/2014	Robert & Julie's 50/50 employer contribution		287.28		267,869.57 DR
18/11/2014	Robert & Julie's 50/50 employer contribution		287.28		268,156.85 DR
24/11/2014	Robert & Julie's 50/50 employer contribution		287.28		268,444.13 DR
25/11/2014	Funds transfer from CBA to SAXO incl transfer fee			100,030.00	168,414.13 DR
01/12/2014	CBA Interest		452.19		168,866.32 DR
01/12/2014	CBA Account fee			5.00	168,861.32 DR
01/12/2014	Robert & Julie's 50/50 employer contribution		287.28		169,148.60 DR
08/12/2014	Robert & Julie's 50/50 employer contribution		287.28		169,435.88 DR
10/12/2014	Robert & Julie monthly life insurance premium			1,255.22	168,180.66 DR
18/12/2014	Robert & Julie's 50/50 employer contribution		287.28		168,467.94 DR
22/12/2014	Robert & Julie's 50/50 employer contribution		287.28		168,755.22 DR
29/12/2014	Robert & Julie's 50/50 employer contribution		287.28		169,042.50 DR
01/01/2015	CBA Interest		286.61		169,329.11 DR
01/01/2015	CBA Account fee			5.00	169,324.11 DR
05/01/2015	Robert & Julie's 50/50 employer contribution		287.28		169,611.39 DR
12/01/2015	Robert & Julie's 50/50 employer contribution		287.28		169,898.67 DR
12/01/2015	Robert & Julie monthly life insurance premium			1,255.22	168,643.45 DR
19/01/2015	Robert & Julie's 50/50 employer contribution		287.28		168,930.73 DR
26/01/2015	Robert & Julie's 50/50 employer contribution		287.28		169,218.01 DR
01/02/2015	Robert & Julie's 50/50 employer contribution		287.28		169,505.29 DR
01/02/2015	CBA Interest		287.28		169,792.57 DR
01/02/2015	CBA Account fee			5.00	169,787.57 DR
09/02/2015	Robert & Julie's 50/50 employer contribution		287.28		170,074.85 DR
10/02/2015	Robert & Julie monthly life insurance premium			1,255.22	168,819.63 DR
16/02/2015	Robert & Julie's 50/50 employer contribution		287.28		169,106.91 DR
23/02/2015	Robert & Julie's 50/50 employer contribution		287.28		169,394.19 DR
27/02/2015	CBA Interest		221.66		169,615.85 DR
27/02/2015	CBA Account fee			4.64	169,611.21 DR
01/03/2015	CBA Interest		16.28		169,627.49 DR
01/03/2015	CBA Account fee			0.36	169,627.13 DR
02/03/2015	Robert & Julie's 50/50 employer contribution		287.28		169,914.41 DR
02/03/2015	Funds transfer to Saxon and Bank transfer fee			100,030.00	69,884.41 DR
09/03/2015	Robert & Julie's 50/50 employer contribution		287.28		70,171.69 DR

Luxury Portraits Superannuation Fund

General Ledger

For The Period 01 July 2014 - 30 June 2015

Transaction Date	Description	Units	Debit	Credit	Balance \$
10/03/2015	Robert & Julie monthly life insurance premium			1,255.22	68,916.47 DR
16/03/2015	Robert & Julie's 50/50 employer contribution		287.28		69,203.75 DR
23/03/2015	Robert & Julie's 50/50 employer contribution		287.28		69,491.03 DR
30/03/2015	Robert & Julie's 50/50 employer contribution		287.28		69,778.31 DR
31/03/2015	Funds transfer to Saxo and Bank transfer fee			50,030.00	19,748.31 DR
01/04/2015	CBA Interest		77.50		19,825.81 DR
01/04/2015	CBA Account fee			5.00	19,820.81 DR
06/04/2015	Robert & Julie's 50/50 employer contribution		287.28		20,108.09 DR
10/04/2015	Robert & Julie monthly life insurance premium			1,321.09	18,787.00 DR
13/04/2015	Robert & Julie's 50/50 employer contribution		287.28		19,074.28 DR
20/04/2015	Robert & Julie's 50/50 employer contribution		287.28		19,361.56 DR
27/04/2015	Robert & Julie's 50/50 employer contribution		287.28		19,648.84 DR
01/05/2015	CBA Interest		13.09		19,661.93 DR
01/05/2015	CBA Account fee			5.00	19,656.93 DR
04/05/2015	Robert & Julie's 50/50 employer contribution		287.28		19,944.21 DR
11/05/2015	Robert & Julie's 50/50 employer contribution		287.28		20,231.49 DR
11/05/2015	Robert & Julie monthly life insurance premium			1,321.09	18,910.40 DR
18/05/2015	Robert & Julie's 50/50 employer contribution		287.28		19,197.68 DR
25/05/2015	Robert & Julie's 50/50 employer contribution		287.28		19,484.96 DR
01/06/2015	CBA Interest		9.86		19,494.82 DR
01/06/2015	CBA Account fee			5.00	19,489.82 DR
01/06/2015	Robert & Julie's 50/50 employer contribution		287.28		19,777.10 DR
08/06/2015	Robert & Julie's 50/50 employer contribution		287.28		20,064.38 DR
10/06/2015	Robert & Julie monthly life insurance premium			1,506.45	18,557.93 DR
15/06/2015	Robert & Julie's 50/50 employer contribution		219.24		18,777.17 DR
22/06/2015	Robert & Julie's 50/50 employer contribution		219.24		18,996.41 DR
25/06/2015	Julie			3,500.00	15,496.41 DR
29/06/2015	Robert & Julie's 50/50 employer contribution		3,500.00		18,996.41 DR
29/06/2015	Robert & Julie's 50/50 employer contribution		219.24		19,215.65 DR
			28,571.02	278,039.61	19,215.65 DR

Total Debits: 28,571.02

Total Credits: 278,039.61



Account Number 06 4152 10322950

Statement Period 1 Jul 2014 - 30 Sep 2014

Closing Balance \$267,660.87 CR

Enquiries 13 2221
 (24 hours a day, 7 days a week)



037

TRUSTEES
 30 CLARKSON PL
 KENMORE HILLS QLD 4069

Cash Investment Account


Cash Investment Account can grow your savings while you plan your next investment. You can enjoy instant access to your money through ATMs, Netbank, EFTPOS, telephone banking and bank branches.

Name: LUXURY PORTRAITS TC PTY LTD ITF LUXURY P
 ORTRAITS SUPERANNUATION FUND

Note: Please check that the entries listed on this statement are correct. For further information on your account including; details of features, fees, any errors or complaints, please contact us on the details above. Proceeds of cheques are not available until cleared.

Date	Transaction	Debit	Credit	Balance
01 Jul	2014 OPENING BALANCE			\$268,684.24 CR
01 Jul	CREDIT INTEREST EARNED on this account to June 30, 2014 is \$4,673.26			
01 Jul	Credit Interest		435.63	\$269,119.87 CR
01 Jul	Account Fee	5.00		\$269,114.87 CR
07 Jul	Transfer from NetBank Luxury Portraits		277.50	\$269,392.37 CR
10 Jul	Direct Debit 367806 Asteron Life 02732254/00001	1,255.22		\$268,137.15 CR
14 Jul	Transfer from NetBank Luxury Portraits		287.28	\$268,424.43 CR
21 Jul	Transfer from NetBank Luxury Portraits		287.28	\$268,711.71 CR
28 Jul	Transfer from NetBank Luxury Portraits		287.28	\$268,998.99 CR
01 Aug	Credit Interest		513.58	\$269,512.57 CR
01 Aug	Account Fee	5.00		\$269,507.57 CR
04 Aug	Transfer from NetBank Luxury Portraits		287.28	\$269,794.85 CR
11 Aug	Transfer from NetBank Luxury Portraits		297.06	\$270,091.91 CR
11 Aug	Direct Debit 367806 Asteron Life 02732254/00001	1,255.22		\$268,836.69 CR
14 Aug	Transfer from NetBank Luxury Portraits		4,000.00	\$272,836.69 CR
18 Aug	Transfer from NetBank Luxury Portraits		287.28	\$273,123.97 CR
25 Aug	Transfer from NetBank Luxury Portraits		287.28	\$273,411.25 CR





Date	Transaction	Debit	Credit	Balance			
29 Aug	Transfer to other Bank NetBank Teaminvest inv2335	8,900.00		\$264,511.25 CR			
01 Sep	Credit Interest		517.44	\$265,028.69 CR			
01 Sep	Account Fee	5.00		\$265,023.69 CR			
01 Sep	Transfer to CBA A/c NetBank ASIC fee	44.00		\$264,979.69 CR			
01 Sep	Transfer from NetBank Luxury Portraits		287.28	\$265,266.97 CR			
06 Sep	Transfer from NetBank		2,500.00	\$267,766.97 CR			
08 Sep	Transfer from NetBank Luxury Portraits		287.28	\$268,054.25 CR			
10 Sep	Direct Debit 367806 Asteron Life 02732254/00001	1,255.22		\$266,799.03 CR			
15 Sep	Transfer from NetBank Luxury Portraits		287.28	\$267,086.31 CR			
23 Sep	Transfer from NetBank Luxury Portraits		287.28	\$267,373.59 CR			
29 Sep	Transfer from NetBank Luxury Portraits		287.28	\$267,660.87 CR			
30 Sep	2014 CLOSING BALANCE			\$267,660.87 CR			
	Opening balance	-	Total debits	+	Total credits	=	Closing balance
	\$268,684.24 CR		\$12,724.66		\$11,701.29		\$267,660.87 CR

Your Credit Interest Rate Summary

Date	Balance	Standard Interest Rate (p.a.)
01 Jul	Less than \$10,000.00	0.01%
	\$10,000.00 - \$19,999.99	1.00%
	\$20,000.00 - \$49,999.99	1.50%
	\$50,000.00 - \$99,999.99	1.50%
	\$100,000.00 - \$249,999.99	2.00%
	\$250,000.00 - \$499,999.99	2.25%
	\$500,000.00 and over	2.50%

Note. Interest rates are effective as at the date shown but are subject to change.



Account Number 06 4152 10322950

Statement Period 1 Oct 2014 - 30 Dec 2014

Closing Balance \$169,042.50 CR

Enquiries 13 2221
 (24 hours a day, 7 days a week)



037

TRUSTEES
 30 CLARKSON PL
 KENMORE HILLS QLD 4069

Cash Investment Account


Cash Investment Account can grow your savings while you plan your next investment. You can enjoy instant access to your money through ATMs, Netbank, EFTPOS, telephone banking and bank branches.

Name: LUXURY PORTRAITS TC PTY LTD ITF LUXURY P
 ORTRAITS SUPERANNUATION FUND

Note: Please check that the entries listed on this statement are correct. For further information on your account including; details of features, fees, any errors or complaints, please contact us on the details above. Proceeds of cheques are not available until cleared.

Date	Transaction	Debit	Credit	Balance
01 Oct	2014 OPENING BALANCE			\$267,660.87 CR
01 Oct	Credit Interest		493.66	\$268,154.53 CR
01 Oct	Account Fee	5.00		\$268,149.53 CR
06 Oct	Transfer from NetBank Luxury Portraits		287.28	\$268,436.81 CR
10 Oct	Direct Debit 367806 Asteron Life 02732254/00001	1,255.22		\$267,181.59 CR
13 Oct	Transfer from NetBank Luxury Portraits		287.28	\$267,468.87 CR
20 Oct	Transfer from NetBank Luxury Portraits		287.28	\$267,756.15 CR
28 Oct	Transfer from NetBank Luxury Portraits		287.28	\$268,043.43 CR
01 Nov	Credit Interest		511.80	\$268,555.23 CR
01 Nov	Account Fee	5.00		\$268,550.23 CR
07 Nov	Transfer from NetBank Luxury Portraits		287.28	\$268,837.51 CR
10 Nov	Direct Debit 367806 Asteron Life 02732254/00001	1,255.22		\$267,582.29 CR
13 Nov	Transfer from NetBank Luxury Portraits		287.28	\$267,869.57 CR
18 Nov	Transfer from NetBank Luxury Portraits		287.28	\$268,156.85 CR
24 Nov	Transfer from NetBank Luxury Portraits		287.28	\$268,444.13 CR
25 Nov	Wdl Branch Kenmore	100,030.00		\$168,414.13 CR
01 Dec	Credit Interest		452.19	\$168,866.32 CR
01 Dec	Account Fee	5.00		\$168,861.32 CR





Date	Transaction	Debit	Credit	Balance
01 Dec	Transfer from NetBank Luxury Portraits		287.28	\$169,148.60 CR
08 Dec	Transfer from NetBank Luxury Portraits		287.28	\$169,435.88 CR
10 Dec	Direct Debit 367806 Asteron Life 02732254/00001	1,255.22		\$168,180.66 CR
18 Dec	Transfer from NetBank Luxury Portraits		287.28	\$168,467.94 CR
22 Dec	Transfer from NetBank Luxury Portraits		287.28	\$168,755.22 CR
29 Dec	Transfer from NetBank Luxury Portraits		287.28	\$169,042.50 CR
30 Dec	2014 CLOSING BALANCE			\$169,042.50 CR

Opening balance	-	Total debits	+	Total credits	=	Closing balance
\$267,660.87 CR		\$103,810.66		\$5,192.29		\$169,042.50 CR

Your Credit Interest Rate Summary

Date	Balance	Standard Interest Rate (p.a.)
01 Oct	Less than \$10,000.00	0.01%
	\$10,000.00 - \$19,999.99	1.00%
	\$20,000.00 - \$49,999.99	1.50%
	\$50,000.00 - \$99,999.99	1.50%
	\$100,000.00 - \$249,999.99	2.00%
	\$250,000.00 - \$499,999.99	2.25%
	\$500,000.00 and over	2.50%

Note. Interest rates are effective as at the date shown but are subject to change.



Account Number 06 4152 10322950

Statement Period 30 Dec 2014 - 27 Feb 2015

Closing Balance \$169,751.92 CR

Enquiries 13 2221
 (24 hours a day, 7 days a week)



037


TRUSTEES
 30 CLARKSON PL
 KENMORE HILLS QLD 4069


Cash Investment Account

Name: LUXURY PORTRAITS TC PTY LTD ITF LUXURY P
 ORTRAITS SUPERANNUATION FUND

Note: Please check that the entries listed on this statement are correct. For further information on your account including; details of features, fees, any errors or complaints, please contact us on the details above. Proceeds of cheques are not available until cleared.

Date	Transaction	Debit	Credit	Balance
30 Dec 2014	OPENING BALANCE			\$169,042.50 CR
01 Jan	Credit Interest		286.61	\$169,329.11 CR
01 Jan	Account Fee	5.00		\$169,324.11 CR
05 Jan	Transfer from NetBank Luxury Portraits		287.28	\$169,611.39 CR
12 Jan	Transfer from NetBank Luxury Portraits		287.28	\$169,898.67 CR
12 Jan	Direct Debit 367806 Asteron Life 02732254/00001	1,255.22		\$168,643.45 CR
19 Jan	Transfer from NetBank Luxury Portraits		287.28	\$168,930.73 CR
26 Jan	Transfer from NetBank Luxury Portraits		287.28	\$169,218.01 CR
01 Feb	Credit Interest		287.28	\$169,505.29 CR
01 Feb	Account Fee	5.00		\$169,500.29 CR
02 Feb	Transfer from NetBank Luxury Portraits		287.28	\$169,787.57 CR
09 Feb	Chq Dep Branch Kenmore		140.71	\$169,928.28 CR
09 Feb	Transfer from NetBank Luxury Portraits		287.28	\$170,215.56 CR
10 Feb	Direct Debit 367806 Asteron Life 02732254/00001	1,255.22		\$168,960.34 CR
16 Feb	Transfer from NetBank Luxury Portraits		287.28	\$169,247.62 CR
23 Feb	Transfer from NetBank Luxury Portraits		287.28	\$169,534.90 CR
27 Feb	Credit Interest		221.66	\$169,756.56 CR





Date	Transaction	Debit	Credit	Balance	
27 Feb	Account Fee	4.64		\$169,751.92 CR	
27 Feb	2015 CLOSING BALANCE			\$169,751.92 CR	
	Opening balance	-	Total debits	+ Total credits = Closing balance	
	\$169,042.50 CR		\$2,525.08	\$3,234.50	\$169,751.92 CR



Account Number 06 4152 10322950

Statement Period 28 Feb 2015 - 27 Aug 2015

Closing Balance \$6,489.24 CR

Enquiries 13 1998
 (24 hours a day, 7 days a week)



037

TRUSTEES
 30 CLARKSON PL
 KENMORE HILLS QLD 4069

Direct Investment Account

Your Commonwealth Direct Investment Account can grow your savings while you plan your next investment. Earn a competitive rate of interest on balances over \$10,000. You can enjoy instant access to your money through ATMs, Netbank, EFTPOS, telephone banking and bank branches.

Name: LUXURY PORTRAITS TC PTY LTD ITF LUXURY P
 ORTRAITS SUPERANNUATION FUND


Note: Please check that the entries listed on this statement are correct. For further information on your account including; details of features, fees, any errors or complaints, please contact us on the details above. Proceeds of cheques are not available until cleared.

Date	Transaction	Debit	Credit	Balance
28 Feb 2015	OPENING BALANCE			\$169,751.92 CR
01 Mar	Credit Interest		16.28	\$169,768.20 CR
01 Mar	Account Fee	0.36		\$169,767.84 CR
02 Mar	Transfer to CBA A/c NetBank Deposited in error	140.71		\$169,627.13 CR
02 Mar	Transfer from NetBank Luxury Portraits		287.28	\$169,914.41 CR
02 Mar	Wdl Branch Kenmore	100,030.00		\$69,884.41 CR
09 Mar	Transfer from NetBank Luxury Portraits		287.28	\$70,171.69 CR
10 Mar	Direct Debit 367806 Asteron Life 02732254/00001	1,255.22		\$68,916.47 CR
16 Mar	Transfer from NetBank Luxury Portraits		287.28	\$69,203.75 CR
23 Mar	Transfer from NetBank Luxury Portraits		287.28	\$69,491.03 CR
30 Mar	Transfer from NetBank Luxury Portraits		287.28	\$69,778.31 CR
31 Mar	Wdl Branch Kenmore	50,030.00		\$19,748.31 CR
01 Apr	Credit Interest		77.50	\$19,825.81 CR
01 Apr	Account Fee	5.00		\$19,820.81 CR
06 Apr	Transfer from NetBank Luxury Portraits		287.28	\$20,108.09 CR
10 Apr	Direct Debit 367806 Asteron Life 02732254/00001	1,321.09		\$18,787.00 CR
13 Apr	Transfer from NetBank Luxury Portraits		287.28	\$19,074.28 CR



Account Number

06 4152 10322950



Date	Transaction	Debit	Credit	Balance
20 Apr	Transfer from NetBank Luxury Portraits		287.28	\$19,361.56 CR
27 Apr	Transfer from NetBank Luxury Portraits		287.28	\$19,648.84 CR
01 May	Credit Interest		13.09	\$19,661.93 CR
01 May	Account Fee	5.00		\$19,656.93 CR
04 May	Transfer from NetBank Luxury Portraits		287.28	\$19,944.21 CR
11 May	Transfer from NetBank Luxury Portraits		287.28	\$20,231.49 CR
11 May	Direct Debit 367806 Asteron Life 02732254/00001	1,321.09		\$18,910.40 CR
18 May	Transfer from NetBank Luxury Portraits		287.28	\$19,197.68 CR
25 May	Transfer from NetBank Luxury Portraits		287.28	\$19,484.96 CR
01 Jun	Credit Interest		9.86	\$19,494.82 CR
01 Jun	Account Fee	5.00		\$19,489.82 CR
01 Jun	Transfer from NetBank Luxury Portraits		287.28	\$19,777.10 CR
08 Jun	Transfer from NetBank Luxury Portraits		287.28	\$20,064.38 CR
10 Jun	Direct Debit 367806 Asteron Life 02732254/00001	1,506.45		\$18,557.93 CR
15 Jun	Transfer from NetBank Luxury Portraits		219.24	\$18,777.17 CR
22 Jun	Transfer from NetBank Luxury Portraits		219.24	\$18,996.41 CR
25 Jun	Transfer to xx7167 NetBank	3,500.00		\$15,496.41 CR
29 Jun	Transfer from NetBank super contribution		3,500.00	\$18,996.41 CR
29 Jun	Transfer from NetBank Luxury Portraits		219.24	\$19,215.65 CR
01 Jul	CREDIT INTEREST EARNED on this account to June 30, 2015 is \$3,836.58			
01 Jul	Credit Interest		8.22	\$19,223.87 CR
01 Jul	Account Fee	5.00		\$19,218.87 CR
06 Jul	ASIC NetBank BPAY 17301 2291590733823 ASIC	45.00		\$19,173.87 CR
06 Jul	Transfer from NetBank Luxury Portraits		219.24	\$19,393.11 CR
08 Jul	Transfer to other Bank NetBank Graham Bibby	2,530.00		\$16,863.11 CR


Date	Transaction	Debit	Credit	Balance
10 Jul	Direct Debit 367806 Asteron Life 02732254/00001	1,506.45		\$15,356.66 CR
13 Jul	Transfer from NetBank Luxury Portraits		219.24	\$15,575.90 CR
20 Jul	Transfer from NetBank Luxury Portraits		219.24	\$15,795.14 CR
27 Jul	Transfer from NetBank Luxury Portraits		219.24	\$16,014.38 CR
01 Aug	Credit Interest		7.05	\$16,021.43 CR
01 Aug	Account Fee	5.00		\$16,016.43 CR
03 Aug	Transfer from NetBank Luxury Portraits		219.24	\$16,235.67 CR
10 Aug	Transfer from NetBank Luxury Portraits		219.24	\$16,454.91 CR
10 Aug	Direct Debit 367806 Asteron Life 02732254/00001	1,506.45		\$14,948.46 CR
14 Aug	TAX OFFICE PAYMENTS NetBank BPAY 75556 938303053000150377 2013 14 Tax Super	7,731.70		\$7,216.76 CR
14 Aug	Transfer to other Bank NetBank SuperTax Prep13 14	1,166.00		\$6,050.76 CR
17 Aug	Transfer from NetBank Luxury Portraits		219.24	\$6,270.00 CR
24 Aug	Transfer from NetBank Luxury Portraits		219.24	\$6,489.24 CR
27 Aug	2015 CLOSING BALANCE			\$6,489.24 CR

Opening balance	-	Total debits	+	Total credits	=	Closing balance
\$169,751.92 CR		\$173,615.52		\$10,352.84		\$6,489.24 CR

Your Credit Interest Rate Summary

Date	Balance	Standard Credit Interest Rate (p.a.)
27 Aug	Less than \$10,000.00	0.01%
	\$10,000.00 - \$19,999.99	0.50%
	\$20,000.00 - \$49,999.99	1.00%
	\$50,000.00 - \$99,999.99	1.00%
	\$100,000.00 - \$249,999.99	1.50%
	\$250,000.00 - \$499,999.99	1.75%
	\$500,000.00 and over	2.00%

Note. Interest rates are effective as at the date shown but are subject to change.



Luxury Portraits Superannuation Fund

General Ledger



For The Period 01 July 2014 - 30 June 2015

Transaction Date	Description	Units	Debit	Credit	Balance \$
Cash bank accounts (60400)					
<u>SAXO Capital Markets (SAXO104433)</u>					
25/11/2014	Funds transfer from CBA to SAXO incl transfer fee		100,000.00		100,000.00 DR
04/12/2014	Bought 100 shares of American Airlines Group			5,968.90	94,031.10 DR
04/12/2014	Bought 43 shares of Apple Inc.			5,992.17	88,038.93 DR
04/12/2014	Bought 52 shares of Broadcom Ltd			6,334.92	81,704.01 DR
04/12/2014	Bought 43 shares of Celgene Corp			5,888.11	75,815.90 DR
04/12/2014	Bought 65 shares of Facebook Inc.			5,851.79	69,964.11 DR
04/12/2014	Bought 115 shares of Gamestop Corp			5,070.60	64,893.51 DR
04/12/2014	Sold 115 shares of Gamestop Corp		4,741.85		69,635.36 DR
04/12/2014	Bought 30 shares of Jazz Pharma Plc			6,424.64	63,210.72 DR
04/12/2014	Bought 65 shares of Lithia Motors Inc.			6,099.65	57,111.07 DR
04/12/2014	Bought 120 shares of Southwest Airlines Co.			6,089.27	51,021.80 DR
04/12/2014	Bought 130 shares of Methode Electronics Inc.			6,084.84	44,936.96 DR
04/12/2014	Bought 69 shares of Qualcomm Inc.			6,163.88	38,773.08 DR
04/12/2014	Bought 60 shares of Spirit Airlines Inc			5,967.30	32,805.78 DR
04/12/2014	Bought 115 shares of Genthem Inc			5,285.72	27,520.06 DR
04/12/2014	Bought 75 shares of Skyworks Solutions			6,136.41	21,383.65 DR
04/12/2014	Sold 115 shares of Genthem Inc		4,806.63		26,190.28 DR
04/12/2014	Bought 230 shares of Activision Inc			5,956.03	20,234.25 DR
12/12/2014	Sold 130 shares of Methode Electronics Inc.		5,553.47		25,787.72 DR
12/12/2014	Bought 74 shares of Synaptics Inc.			5,962.60	19,825.12 DR
12/12/2014	Bought 32 shares of Mohawk Ind			6,063.77	13,761.35 DR
12/12/2014	Sold 60 shares of Spirit Airlines		5,042.47		18,803.82 DR
15/12/2014	Sold 69 shares of Qualcomm Inc		5,912.73		24,716.55 DR
15/12/2014	Sold 230 shares of Activision Inc		5,586.43		30,302.98 DR
16/12/2014	Sold 30 shares of Jazz Pharma Plc		5,807.15		36,110.13 DR
16/12/2014	Bought 64 shares of Michael Kors			6,032.78	30,077.35 DR
16/12/2014	Sold 43 shares of Apple Inc		5,577.93		35,655.28 DR
18/12/2014	Bought 44 shares of Salix Pharmaceuticals Ltd			6,291.11	29,364.17 DR
23/12/2014	Bought 44 shares of Apple Inc.			6,201.96	23,162.21 DR
23/12/2014	Bought 65 shares NXP Semiconductors			6,292.10	16,870.11 DR
31/12/2014	Broadcom Ltd - Dividend received		22.27		16,892.38 DR
02/01/2015	Southwest Airlines Co. - Dividend received		6.08		16,898.46 DR
07/01/2015	Sold 74 shares of Synaptics Inc		5,530.27		22,428.73 DR
07/01/2015	Sold 64 shares of Michael Kors Holdings Ltd		5,321.40		27,750.13 DR
13/01/2015	Sold 100 shares of American Airlines Group		6,108.39		33,858.52 DR
16/01/2015	Sold 65 shares of Lithia Motors Inc		6,335.13		40,193.65 DR
16/01/2015	Sold 120 shares of Southwest Airlines Co.		5,624.45		45,818.10 DR
20/01/2015	Bought 133 shares of Genthem Inc,			6,207.65	39,610.45 DR

Luxury Portraits Superannuation Fund

General Ledger

For The Period 01 July 2014 - 30 June 2015

Transaction Date	Description	Units	Debit	Credit	Balance \$
21/01/2015	Bought 48 shares of Gilead Sciences Inc			6,081.25	33,529.20 DR
02/02/2015	Client Custody Fee - SAXO			8.54	33,520.66 DR
12/02/2015	Apple Inc. - Dividend received		18.71		33,539.37 DR
17/02/2015	Bought 63 shares of Synaptics Inc			6,452.09	27,087.28 DR
26/02/2015	Bought 54 shares of Lithia Motors Inc			6,487.48	20,599.80 DR
02/03/2015	Funds transfer to Saxon and Bank transfer fee		100,000.00		120,599.80 DR
02/03/2015	Client Custody Fee - SAXO			8.25	120,591.55 DR
03/03/2015	Skyworks Solutions - Dividend received		8.72		120,600.27 DR
13/03/2015	Bought 211 shares of Gentherm Inc,			13,140.33	107,459.94 DR
13/03/2015	Bought 143 shares of Super Micro Computer Inc.			6,211.47	101,248.47 DR
13/03/2015	Bought 133 shares of Astronics Corp			13,162.14	88,086.33 DR
13/03/2015	Bought 149 shares of Alaska Air Group Inc.			13,170.61	74,915.72 DR
13/03/2015	Bought 222 shares of Dycom Industries Inc.			13,141.46	61,774.26 DR
13/03/2015	Bought 81 shares of Malinckrodt Plc			13,044.43	48,729.83 DR
13/03/2015	Bought 222 shares of Southwest Airlines Co.			13,171.29	35,558.54 DR
17/03/2015	Bought 295 shares Microsemi Corp			13,189.60	22,368.94 DR
17/03/2015	Bought 146 shares of ICON Plc			13,137.51	9,231.43 DR
27/03/2015	Sold 143 shares of Super Micro Computer Inc.		6,005.28		15,236.71 DR
27/03/2015	Lithia Motors - Dividend received		7.81		15,244.52 DR
31/03/2015	Funds transfer to Saxo and Bank transfer fee		50,000.00		65,244.52 DR
31/03/2015	Broadcom Ltd - Dividend received		25.99		65,270.51 DR
01/04/2015	Client Custody Fee - SAXO			16.07	65,254.44 DR
07/04/2015	Sold 222 shares of Southwest Airlines Co.		11,920.03		77,174.47 DR
07/04/2015	Sold 149 shares of Alaska Air Group Inc.		12,124.63		89,299.10 DR
08/04/2015	Sold 43 shares of Celgene Corp		6,250.82		95,549.92 DR
09/04/2015	Cash compensation for 44 shares of Delisted Salix Pharmaceutical		9,969.84		105,519.76 DR
10/04/2015	Bought 257 shares of Synchronoss Tech Inc.			16,518.47	89,001.29 DR
10/04/2015	Bought 195 shares of Analog Devices Inc.			16,445.31	72,555.98 DR
10/04/2015	Bought 184 shares of EPAM Systems Inc			16,444.76	56,111.22 DR
16/04/2015	Bought 126 shares of IPG Photonics Corp			16,109.58	40,001.64 DR
16/04/2015	Bought 424 shares of Horizon Pharma Inc.			15,885.47	24,116.17 DR
23/04/2015	Bought 55 shares of Malinckrodt Plc			6,038.30	18,077.87 DR
23/04/2015	Sold 136 shares of Mallinckrodt Plc		21,412.15		39,490.02 DR
30/04/2015	Sold 146 shares of ICON Plc		11,624.72		51,114.74 DR
30/04/2015	Sold 52 shares of Broadcom Ltd		7,633.74		58,748.48 DR
30/04/2015	Sold 32 shares of Mohawk Industries Inc.		7,041.83		65,790.31 DR
01/05/2015	Sold 257 shares Synchronoss Technologies Inc.		14,948.01		80,738.32 DR
01/05/2015	Sold 126 shares of IPG Photonics Corp		14,113.44		94,851.76 DR

Luxury Portraits Superannuation Fund

General Ledger

For The Period 01 July 2014 - 30 June 2015

Transaction Date	Description	Units	Debit	Credit	Balance \$
01/05/2015	Sold 222 shares of Dycorm Inc		12,886.98		107,738.74 DR
01/05/2015	Client Custody Fee - SAXO			20.78	107,717.96 DR
06/05/2015	Sold 65 shares of Facebook Inc		6,270.68		113,988.64 DR
06/05/2015	Sold 295 shares of Microsemi Corp		12,003.25		125,991.89 DR
06/05/2015	Sold 65 shares of Astronics Corp		11,171.30		137,163.19 DR
08/05/2015	Bought 582 shares of Jetblue Airways			16,013.62	121,149.57 DR
08/05/2015	Bought 129 shares of Skechers USA Inc.			15,998.15	105,151.42 DR
13/05/2015	Bought 545 shares of Inphi Corp			15,586.30	89,565.12 DR
13/05/2015	Bought 121 shares of United Rentals Inc			15,496.89	74,068.23 DR
13/05/2015	Bought 98 shares of Broadcom Ltd			15,724.41	58,343.82 DR
14/05/2015	Apple Inc. - Dividend received		19.83		58,363.65 DR
15/05/2015	Bought 229 shares of Norwegian Cruise			15,776.84	42,586.81 DR
15/05/2015	Bought 196 shares of Cognizant Technology			15,757.09	26,829.72 DR
15/05/2015	Bought 257 shares of Microsoft Corp			15,778.93	11,050.79 DR
29/05/2015	Sold 121 shares of United Rental Inc.		14,584.10		25,634.89 DR
29/05/2015	Lithia Motors - Dividend received		9.88		25,644.77 DR
01/06/2015	Client Custody Fee - SAXO			20.95	25,623.82 DR
04/06/2015	Skyworks Solutions - Dividend received		8.87		25,632.69 DR
09/06/2015	Sold 582 shares of Jetblue Airways		13,999.90		39,632.59 DR
09/06/2015	Analog Devices Inc - Dividend received		71.00		39,703.59 DR
11/06/2015	Bought 152 shares of Facebook Inc			16,296.83	23,406.76 DR
11/06/2015	Bought 302 shares of Macom Technology			16,286.00	7,120.76 DR
11/06/2015	Microsoft Corp - Dividend received		71.92		7,192.68 DR
16/06/2015	Sold 257 shares of Microsoft Corp		14,977.23		22,169.91 DR
26/06/2015	Sold 63 shares of Synaptics Inc		7,336.93		29,506.84 DR
29/06/2015	Gilead Sciences - Dividend received		18.82		29,525.66 DR
30/06/2015	Sold 196 shares of Cognizant Technology Solutions		15,611.25		45,136.91 DR
30/06/2015	Sold 98 shares of Broadcom Ltd		16,906.19		62,043.10 DR
30/06/2015	Sold 195 shares of Analog Devices Inc.		16,189.43		78,232.53 DR
30/06/2015	Sold 302 shares of Macom Technology Solutions Inc.		14,859.58		93,092.11 DR
30/06/2015	Sold 545 shares of Inphi Corp		16,335.56		109,427.67 DR
30/06/2015	Broadcom Ltd - Dividend received		50.86		109,478.53 DR
30/06/2015	Sold 44 shares of Apple Inc.		7,119.48		116,598.01 DR
			625,585.41	508,987.40	116,598.01 DR

Total Debits: 625,585.41

Total Credits: 508,987.40

Account Statement

Report generated on 30-Mar-2016 19:05:12
 Time zone: (GMT+10:00) Brisbane
 Client ID: 6563046
 Account: 36000/104433
 Currency: AUD



Luxury Portraits TC PL ATF LP SF
 Clarkson Place 30
 4069 Kenmore Hills
 QLD
 Australia

Saxo Capital Markets (Australia) Pty Ltd
 GPO Box 3728
 Sydney NSW 2001
 Australia

Period: 01-Jul-2014 - 30-Jun-2015

Summary for the period	Credited	Debited	Cash Balance	Account value
	625,585.41	-508,987.40	116,598.01	262,801.22

Posting date	Value Date	Product	Net Change	Cash Balance
30-Jun-2015	03-Jul-2015	Shares MTSI:xnas 827292027	14,859.58	116,598.01
30-Jun-2015	03-Jul-2015	Shares IPHI:xnys 827292333	16,335.56	101,738.43
30-Jun-2015	03-Jul-2015	Shares CTSH:xnas 827290849	15,611.25	85,402.87
30-Jun-2015	03-Jul-2015	Shares AVGO:xnas 827291103	16,906.19	69,791.62
30-Jun-2015	03-Jul-2015	Shares ADI:xnas 827292018	16,189.43	52,885.43
30-Jun-2015	03-Jul-2015	Shares AAPL:xnas 827291445	7,119.48	36,696.00
30-Jun-2015	30-Jun-2015	Corporate Actions AVGO:xnas 0	50.86	29,576.52
29-Jun-2015	29-Jun-2015	Corporate Actions GILD:xnas 0	18.82	29,525.66
26-Jun-2015	01-Jul-2015	Shares SYNA:xnas 826192719	7,336.93	29,506.84
16-Jun-2015	19-Jun-2015	Shares MSFT:xnas 822979788	14,977.23	22,169.91
11-Jun-2015	16-Jun-2015	Shares MTSI:xnas 821678052	-16,286.00	7,192.68
11-Jun-2015	16-Jun-2015	Shares FB:xnas 821678880	-16,296.83	23,478.68
11-Jun-2015	11-Jun-2015	Corporate Actions MSFT:xnas 0	71.92	39,775.51
09-Jun-2015	12-Jun-2015	Shares JBLU:xnas 820690525	13,999.90	39,703.59
09-Jun-2015	09-Jun-2015	Corporate Actions ADI:xnas 0	71.00	25,703.69
04-Jun-2015	04-Jun-2015	Corporate Actions SWKS:xnas 0	8.87	25,632.69
01-Jun-2015	01-Jun-2015	Client Custody Fee SH - 01-06-2015	-20.95	25,623.82
29-May-2015	03-Jun-2015	Shares URI:xnys 817328499	14,584.10	25,644.77
29-May-2015	29-May-2015	Corporate Actions LAD:xnys 0	9.88	11,060.67
15-May-2015	20-May-2015	Shares NCLH:xnas 812996280	-15,776.84	11,050.79
15-May-2015	20-May-2015	Shares MSFT:xnas 812996346	-15,778.93	26,827.63
15-May-2015	20-May-2015	Shares CTSH:xnas 812996321	-15,757.09	42,606.56
15-May-2015	20-May-2015	Shares AVGO:xnas 812996191	-15,724.41	58,363.65
14-May-2015	14-May-2015	Corporate Actions AAPL:xnas 0	19.83	74,088.06
13-May-2015	18-May-2015	Shares URI:xnys 812217060	-15,496.89	74,068.23
13-May-2015	18-May-2015	Shares IPHI:xnys 812216957	-15,586.30	89,565.12
08-May-2015	13-May-2015	Shares SKX:xnys 810914492	-15,998.15	105,151.42
08-May-2015	13-May-2015	Shares JBLU:xnas 810910910	-16,013.62	121,149.57
06-May-2015	11-May-2015	Shares MSCC:xnas 809851549	12,003.25	137,163.19
06-May-2015	11-May-2015	Shares FB:xnas 809851864	6,270.68	125,159.94
06-May-2015	11-May-2015	Shares ATRO:xnas 809852078	11,171.30	118,889.26
01-May-2015	01-May-2015	Client Custody Fee SH - 01-05-2015	-20.78	107,717.96
01-May-2015	06-May-2015	Shares SNCR:xnas 808563912	14,948.01	107,738.74
01-May-2015	06-May-2015	Shares IPGP:xnas 808564562	14,113.44	92,790.73

Posting date	Value Date	Product	Net Change	Cash Balance
01-May-2015	06-May-2015	Shares DY:xnys 808565056	12,886.98	78,677.29
30-Apr-2015	05-May-2015	Shares MHK:xnys 808160962	7,041.83	65,790.31
30-Apr-2015	05-May-2015	Shares ICLR:xnas 808152542	11,624.72	58,748.48
30-Apr-2015	05-May-2015	Shares AVGO:xnas 808153201	7,633.74	47,123.76
23-Apr-2015	28-Apr-2015	Shares MNK:xnys 805423181	21,412.15	39,490.02
16-Apr-2015	21-Apr-2015	Shares IPGP:xnas 803004022	-16,109.58	18,077.87
16-Apr-2015	21-Apr-2015	Shares HZNP:xnas 803004465	-15,885.47	34,187.45
10-Apr-2015	15-Apr-2015	Shares SNCR:xnas 801037099	-16,518.47	50,072.92
10-Apr-2015	15-Apr-2015	Shares EPAM:xnys 801039733	-16,444.76	66,591.39
10-Apr-2015	15-Apr-2015	Shares ADI:xnas 801037420	-16,445.31	83,036.15
09-Apr-2015	07-Apr-2015	Corporate Actions SLXP:xnas 0	9,969.84	99,481.46
08-Apr-2015	13-Apr-2015	Shares CELG:xnas 800072300	6,250.82	89,511.62
07-Apr-2015	10-Apr-2015	Shares LUV:xnys 799601821	11,920.03	83,260.80
07-Apr-2015	10-Apr-2015	Shares ALK:xnys 799602025	12,124.63	71,340.77
01-Apr-2015	01-Apr-2015	Client Custody Fee SH - 01-04-2015	-16.07	59,216.14
01-Apr-2015	01-Apr-2015	DEPOSIT 36000/104433 (669954517, 797979625)	50,000.00	59,232.21
31-Mar-2015	31-Mar-2015	Corporate Actions AVGO:xnas 0	25.99	9,232.21
27-Mar-2015	01-Apr-2015	Shares SMCI:xnas 796821129	6,005.28	9,206.22
27-Mar-2015	27-Mar-2015	Corporate Actions LAD:xnys 0	7.81	3,200.94
17-Mar-2015	20-Mar-2015	Shares MSCC:xnas 792638929	-13,189.60	3,193.13
17-Mar-2015	20-Mar-2015	Shares ICLR:xnas 792703742	-13,137.51	16,382.73
13-Mar-2015	18-Mar-2015	Shares THRM:xnas 791642527	-13,140.33	29,520.24
13-Mar-2015	18-Mar-2015	Shares MNK:xnys 791643847	-13,044.43	42,660.57
13-Mar-2015	18-Mar-2015	Shares LUV:xnys 791644476	-13,171.29	55,705.00
13-Mar-2015	18-Mar-2015	Shares DY:xnys 791643667	-13,141.46	68,876.29
13-Mar-2015	18-Mar-2015	Shares ATRO:xnas 791641683	-13,162.14	82,017.75
13-Mar-2015	18-Mar-2015	Shares ALK:xnys 791642840	-13,170.61	95,179.89
03-Mar-2015	03-Mar-2015	Corporate Actions SWKS:xnas 0	8.72	108,350.50
03-Mar-2015	02-Mar-2015	DEPOSIT 36000/104433 (657652197, 787669394)	100,000.00	108,341.78
02-Mar-2015	02-Mar-2015	Client Custody Fee SH - 02-03-2015	-8.25	8,341.78
26-Feb-2015	03-Mar-2015	Shares LAD:xnys 786786087	-6,487.48	8,350.03
17-Feb-2015	20-Feb-2015	Shares SYNA:xnas 784156645	-6,452.09	14,837.51
12-Feb-2015	12-Feb-2015	Corporate Actions AAPL:xnas 0	18.71	21,289.60
02-Feb-2015	02-Feb-2015	Client Custody Fee SH - 02-02-2015	-8.54	21,270.89
21-Jan-2015	26-Jan-2015	Shares GILD:xnas 775559085	-6,081.25	21,279.43
20-Jan-2015	23-Jan-2015	Shares THRM:xnas 775079417	-6,207.65	27,360.68
20-Jan-2015	23-Jan-2015	Shares SMCI:xnas 775079952	-6,211.47	33,568.33
16-Jan-2015	22-Jan-2015	Shares LUV:xnys 774201136	5,624.45	39,779.80
16-Jan-2015	22-Jan-2015	Shares LAD:xnys 774202110	6,335.13	34,155.35
13-Jan-2015	16-Jan-2015	Shares AAL:xnas 772028087	6,108.39	27,820.22
07-Jan-2015	12-Jan-2015	Shares SYNA:xnas 769975610	5,530.27	21,711.83
07-Jan-2015	12-Jan-2015	Shares KORS:xnys 769978322	5,321.40	16,181.56
02-Jan-2015	02-Jan-2015	Corporate Actions LUV:xnys 0	6.08	10,860.16
31-Dec-2014	31-Dec-2014	Corporate Actions AVGO:xnas 0	22.27	10,854.08
23-Dec-2014	29-Dec-2014	Shares NXPI:xnas 766997257	-6,292.10	10,831.81
23-Dec-2014	29-Dec-2014	Shares AAPL:xnas 766996908	-6,201.96	17,123.91

Posting date	Value Date	Product	Net Change	Cash Balance
18-Dec-2014	23-Dec-2014	Shares SLXP:xnas 765867821	-6,291.11	23,325.87
17-Dec-2014	22-Dec-2014	Shares AAPL:xnas 765210846	5,577.93	29,616.98
16-Dec-2014	19-Dec-2014	Shares KORS:xnys 764687674	-6,032.78	24,039.05
16-Dec-2014	19-Dec-2014	Shares JAZZ:xnas 764685709	5,807.15	30,071.83
15-Dec-2014	18-Dec-2014	Shares QCOM:xnas 763869022	5,912.73	24,264.68
15-Dec-2014	18-Dec-2014	Shares ATVI:xnas 763868017	5,586.43	18,351.95
12-Dec-2014	17-Dec-2014	Shares SYNA:xnas 763347488	-5,962.60	12,765.52
12-Dec-2014	17-Dec-2014	Shares SAVE:xnas 763347941	5,042.47	18,728.12
12-Dec-2014	17-Dec-2014	Shares MHK:xnys 763352605	-6,063.77	13,685.65
12-Dec-2014	17-Dec-2014	Shares MEI:xnys 763354154	5,553.47	19,749.42
11-Dec-2014	16-Dec-2014	Shares THRM:xnas 762865409	4,806.63	14,195.95
09-Dec-2014	12-Dec-2014	Shares GME:xnys 761675709	4,741.85	9,389.32
04-Dec-2014	09-Dec-2014	Shares THRM:xnas 760120796	-5,285.72	4,647.47
04-Dec-2014	09-Dec-2014	Shares SWKS:xnas 760120889	-6,136.41	9,933.19
04-Dec-2014	09-Dec-2014	Shares SAVE:xnas 760120706	-5,967.30	16,069.60
04-Dec-2014	09-Dec-2014	Shares QCOM:xnas 760119939	-6,163.88	22,036.90
04-Dec-2014	09-Dec-2014	Shares MNK:xnys 760121118	-6,038.30	28,200.78
04-Dec-2014	09-Dec-2014	Shares MEI:xnys 760121043	-6,084.84	34,239.08
04-Dec-2014	09-Dec-2014	Shares LUV:xnys 760122642	-6,089.27	40,323.92
04-Dec-2014	09-Dec-2014	Shares LAD:xnys 760120700	-6,099.65	46,413.19
04-Dec-2014	09-Dec-2014	Shares JAZZ:xnas 760120465	-6,424.64	52,512.84
04-Dec-2014	09-Dec-2014	Shares GME:xnys 760120455	-5,070.60	58,937.48
04-Dec-2014	09-Dec-2014	Shares FB:xnas 760120444	-5,851.79	64,008.08
04-Dec-2014	09-Dec-2014	Shares CELG:xnas 760120502	-5,888.11	69,859.87
04-Dec-2014	09-Dec-2014	Shares AVGO:xnas 760121029	-6,334.92	75,747.98
04-Dec-2014	09-Dec-2014	Shares ATVI:xnas 760120535	-5,956.03	82,082.90
04-Dec-2014	09-Dec-2014	Shares AAPL:xnas 760119764	-5,992.17	88,038.93
04-Dec-2014	09-Dec-2014	Shares AAL:xnas 760119487	-5,968.90	94,031.10
27-Nov-2014	26-Nov-2014	DEPOSIT 6563046 TPI (624862033, 757487541)	100,000.00	100,000.00

Luxury Portraits Superannuation Fund

General Ledger



For The Period 01 July 2014 - 30 June 2015

Transaction Date	Description	Units	Debit	Credit	Balance \$
Shares in Listed Companies (Overseas) (77700)					
<u>American Airlines Group, Inc. (AAL.NDQ1)</u>					
04/12/2014	Bought 100 shares of American Airlines Group	100.00	5,968.90		5,968.90 DR
13/01/2015	Sold 100 shares of American Airlines Group	(100.00)		5,968.90	0.00 DR
		0.00	5,968.90	5,968.90	0.00 DR
<u>Apple Inc. (AAPL.NDQ1)</u>					
04/12/2014	Bought 43 shares of Apple Inc.	43.00	5,992.17		5,992.17 DR
16/12/2014	Sold 43 shares of Apple Inc	(43.00)		5,992.17	0.00 DR
23/12/2014	Bought 44 shares of Apple Inc.	44.00	6,201.96		6,201.96 DR
30/06/2015	Sold 44 shares of Apple Inc.	(44.00)		6,201.96	0.00 DR
		0.00	12,194.13	12,194.13	0.00 DR
<u>Analog Devices, Inc. (ADI.NDQ1)</u>					
10/04/2015	Bought 195 shares of Analog Devices Inc.	195.00	16,445.31		16,445.31 DR
30/06/2015	Sold 195 shares of Analog Devices Inc.	(195.00)		16,445.31	0.00 DR
		0.00	16,445.31	16,445.31	0.00 DR
<u>Alaska Air Group, Inc. (ALK.NYE1)</u>					
13/03/2015	Bought 149 shares of Alaska Air Group Inc.	149.00	13,170.61		13,170.61 DR
07/04/2015	Sold 149 shares of Alaska Air Group Inc.	(149.00)		13,170.61	0.00 DR
		0.00	13,170.61	13,170.61	0.00 DR
<u>Astronics Corporation (ATRO.NDQ1)</u>					
13/03/2015	Bought 133 shares of Astronics Corp	133.00	13,162.14		13,162.14 DR
06/05/2015	Sold 65 shares of Astronics Corp	(133.00)		13,162.14	0.00 DR
		0.00	13,162.14	13,162.14	0.00 DR
<u>Activision Blizzard, Inc (ATVI.NDQ1)</u>					
04/12/2014	Bought 230 shares of Activision Inc	230.00	5,956.03		5,956.03 DR
15/12/2014	Sold 230 shares of Activision Inc	(230.00)		5,956.03	0.00 DR
		0.00	5,956.03	5,956.03	0.00 DR
<u>Broadcom Limited (AVGO.NDQ1)</u>					
04/12/2014	Bought 52 shares of Broadcom Ltd	52.00	6,334.92		6,334.92 DR
30/04/2015	Sold 52 shares of Broadcom Ltd	(52.00)		6,334.92	0.00 DR
13/05/2015	Bought 98 shares of Broadcom Ltd	98.00	15,724.41		15,724.41 DR
30/06/2015	Sold 98 shares of Broadcom Ltd	(98.00)		15,724.41	0.00 DR
		0.00	22,059.33	22,059.33	0.00 DR
<u>Celgene Corporation (CELG.NDQ1)</u>					
04/12/2014	Bought 43 shares of Celgene Corp	43.00	5,888.11		5,888.11 DR
08/04/2015	Sold 43 shares of Celgene Corp	(43.00)		5,888.11	0.00 DR
		0.00	5,888.11	5,888.11	0.00 DR
<u>Cognizant Technology Solutions Corporation (CTSH.NDQ1)</u>					
15/05/2015	Bought 196 shares of Cognizant Technology	196.00	15,757.09		15,757.09 DR
30/06/2015	Sold 196 shares of Cognizant Technology Solutions	(196.00)		15,757.09	0.00 DR
		0.00	15,757.09	15,757.09	0.00 DR

Luxury Portraits Superannuation Fund

General Ledger

For The Period 01 July 2014 - 30 June 2015

Transaction Date	Description	Units	Debit	Credit	Balance \$
<u>Dycom Industries, Inc. (DY.NYE1)</u>					
13/03/2015	Bought 222 shares of Dycom Industries Inc.	222.00	13,141.46		13,141.46 DR
01/05/2015	Sold 222 shares of Dycom Inc	(222.00)		13,141.46	0.00 DR
		0.00	13,141.46	13,141.46	0.00 DR
<u>EPAM Systems, Inc. (EPAM.NYE1)</u>					
10/04/2015	Bought 184 shares of EPAM Systems Inc	184.00	16,444.76		16,444.76 DR
30/06/2015	Revaluation - 30/06/2015 @ \$92.4200 (Custom) - 184.000000 Units on hand		560.52		17,005.28 DR
		184.00	17,005.28		17,005.28 DR
<u>Facebook, Inc. (FB.NDQ1)</u>					
04/12/2014	Bought 65 shares of Facebook Inc.	65.00	5,851.79		5,851.79 DR
06/05/2015	Sold 65 shares of Facebook Inc	(65.00)		5,851.79	0.00 DR
11/06/2015	Bought 152 shares of Facebook Inc	152.00	16,296.83		16,296.83 DR
30/06/2015	Revaluation - 30/06/2015 @ \$111.6667 - 152.000000 Units on hand		676.51		16,973.34 DR
		152.00	22,825.13	5,851.79	16,973.34 DR
<u>Gilead Sciences, Inc. (GILD.NDQ1)</u>					
21/01/2015	Bought 48 shares of Gilead Sciences Inc	48.00	6,081.25		6,081.25 DR
30/06/2015	Revaluation - 30/06/2015 @ \$152.4479 - 48.000000 Units on hand		1,236.25		7,317.50 DR
		48.00	7,317.50		7,317.50 DR
<u>Gamestop Corporation (GME.NYE1)</u>					
04/12/2014	Bought 115 shares of Gamestop Corp	115.00	5,070.60		5,070.60 DR
04/12/2014	Sold 115 shares of Gamestop Corp	(115.00)		5,070.60	0.00 DR
		0.00	5,070.60	5,070.60	0.00 DR
<u>Horizon Pharma plc (HZNP.NDQ1)</u>					
16/04/2015	Bought 424 shares of Horizon Pharma Inc.	424.00	15,885.47		15,885.47 DR
30/06/2015	Revaluation - 30/06/2015 @ \$45.2344 - 424.000000 Units on hand		3,293.92		19,179.39 DR
		424.00	19,179.39		19,179.39 DR
<u>ICON plc (ICLR.NDQ1)</u>					
17/03/2015	Bought 146 shares of ICON Plc	146.00	13,137.51		13,137.51 DR
30/04/2015	Sold 146 shares of ICON Plc	(146.00)		13,137.51	0.00 DR
		0.00	13,137.51	13,137.51	0.00 DR
<u>IPG Photonics Corporation (IPGP.NDQ1)</u>					
16/04/2015	Bought 126 shares of IPG Photonics Corp	126.00	16,109.58		16,109.58 DR
01/05/2015	Sold 126 shares of IPG Photonics Corp	(126.00)		16,109.58	0.00 DR
		0.00	16,109.58	16,109.58	0.00 DR
<u>Inphi Corporation (IPHI.NYE1)</u>					
13/05/2015	Bought 545 shares of Inphi Corp	545.00	15,586.30		15,586.30 DR
30/06/2015	Sold 545 shares of Inphi Corp	(545.00)		15,586.30	0.00 DR
		0.00	15,586.30	15,586.30	0.00 DR

Luxury Portraits Superannuation Fund

General Ledger

For The Period 01 July 2014 - 30 June 2015

Transaction Date	Description	Units	Debit	Credit	Balance \$
<u>Jazz Pharmaceuticals plc (JAZZ.NDQ1)</u>					
04/12/2014	Bought 30 shares of Jazz Pharma Plc	30.00	6,424.64		6,424.64 DR
16/12/2014	Sold 30 shares of Jazz Pharma Plc	(30.00)		6,424.64	0.00 DR
		0.00	6,424.64	6,424.64	0.00 DR
<u>JetBlue Airways Corporation (JBLU.NDQ1)</u>					
08/05/2015	Bought 582 shares of Jetblue Airways	582.00	16,013.62		16,013.62 DR
09/06/2015	Sold 582 shares of Jetblue Airways	(582.00)		16,013.62	0.00 DR
		0.00	16,013.62	16,013.62	0.00 DR
<u>Michael Kors Holdings Limited (KORS.NYE1)</u>					
16/12/2014	Bought 64 shares of Michael Kors	64.00	6,032.78		6,032.78 DR
07/01/2015	Sold 64 shares of Michael Kors Holdings Ltd	(64.00)		6,032.78	0.00 DR
		0.00	6,032.78	6,032.78	0.00 DR
<u>Lithia Motors, Inc. (LAD.NYE1)</u>					
04/12/2014	Bought 65 shares of Lithia Motors Inc.	65.00	6,099.65		6,099.65 DR
16/01/2015	Sold 65 shares of Lithia Motors Inc	(65.00)		6,099.65	0.00 DR
26/02/2015	Bought 54 shares of Lithia Motors Inc	54.00	6,487.48		6,487.48 DR
30/06/2015	Revaluation - 30/06/2015 @ \$146.8300 (Custom) - 54.000000 Units on hand		1,441.34		7,928.82 DR
		54.00	14,028.47	6,099.65	7,928.82 DR
<u>Southwest Airlines Company (LUV.NYE1)</u>					
04/12/2014	Bought 120 shares of Southwest Airlines Co.	120.00	6,089.27		6,089.27 DR
16/01/2015	Sold 120 shares of Southwest Airlines Co.	(120.00)		6,089.27	0.00 DR
13/03/2015	Bought 222 shares of Southwest Airlines Co.	222.00	13,171.29		13,171.29 DR
07/04/2015	Sold 222 shares of Southwest Airlines Co.	(222.00)		13,171.29	0.00 DR
		0.00	19,260.56	19,260.56	0.00 DR
<u>Methode Electronics, Inc. (MEI.NYE1)</u>					
04/12/2014	Bought 130 shares of Methode Electronics Inc.	130.00	6,084.84		6,084.84 DR
12/12/2014	Sold 130 shares of Methode Electronics Inc.	(130.00)		6,084.84	0.00 DR
		0.00	6,084.84	6,084.84	0.00 DR
<u>Mohawk Industries, Inc. (MHK.NYE1)</u>					
12/12/2014	Bought 32 shares of Mohawk Ind	32.00	6,063.77		6,063.77 DR
30/04/2015	Sold 32 shares of Mohawk Industries Inc.	(32.00)		6,063.77	0.00 DR
		0.00	6,063.77	6,063.77	0.00 DR
<u>Mallinckrodt plc (MNK.NYE1)</u>					
13/03/2015	Bought 81 shares of Malinckrodt Plc	81.00	13,044.43		13,044.43 DR
23/04/2015	Bought 55 shares of Malinckrodt Plc	55.00	6,038.30		19,082.73 DR
23/04/2015	Sold 136 shares of Mallinckrodt Plc	(136.00)		19,082.73	0.00 DR
		0.00	19,082.73	19,082.73	0.00 DR
<u>Microsemi Corporation (MSCC.NDQ1)</u>					
17/03/2015	Bought 295 shares Microsemi Corp	295.00	13,189.60		13,189.60 DR
06/05/2015	Sold 295 shares of Microsemi Corp	(295.00)		13,189.60	0.00 DR

Luxury Portraits Superannuation Fund

General Ledger

For The Period 01 July 2014 - 30 June 2015

Transaction Date	Description	Units	Debit	Credit	Balance \$
		0.00	13,189.60	13,189.60	0.00 DR
<u>Microsoft Corporation (MSFT.NDQ1)</u>					
15/05/2015	Bought 257 shares of Microsoft Corp	257.00	15,778.93		15,778.93 DR
16/06/2015	Sold 257 shares of Microsoft Corp	(257.00)		15,778.93	0.00 DR
		0.00	15,778.93	15,778.93	0.00 DR
<u>MACOM Technology Solutions Holdings, Inc. (MTSI.NDQ1)</u>					
11/06/2015	Bought 302 shares of Macom Technology	302.00	16,286.00		16,286.00 DR
30/06/2015	Sold 302 shares of Macom Technology Solutions Inc.	(302.00)		16,286.00	0.00 DR
		0.00	16,286.00	16,286.00	0.00 DR
<u>Norwegian Cruise Line Holdings Ltd. (NCLH.NDQ1)</u>					
15/05/2015	Bought 229 shares of Norwegian Cruise	229.00	15,776.84		15,776.84 DR
30/06/2015	Revaluation - 30/06/2015 @ \$72.9688 - 229.000000 Units on hand		933.02		16,709.86 DR
		229.00	16,709.86		16,709.86 DR
<u>NXP Semiconductors N.V. (NXPI.NDQ2)</u>					
23/12/2014	Bought 65 shares NXP Semiconductors	65.00	6,292.10		6,292.10 DR
30/06/2015	Revaluation - 30/06/2015 @ \$127.8646 - 65.000000 Units on hand		2,019.10		8,311.20 DR
		65.00	8,311.20		8,311.20 DR
<u>QUALCOMM Incorporated (QCOM.NDQ1)</u>					
04/12/2014	Bought 69 shares of Qualcomm Inc.	69.00	6,163.88		6,163.88 DR
15/12/2014	Sold 69 shares of Qualcomm Inc	(69.00)		6,163.88	0.00 DR
		0.00	6,163.88	6,163.88	0.00 DR
<u>Spirit Airlines, Inc. (SAVE.NDQ1)</u>					
04/12/2014	Bought 60 shares of Spirit Airlines Inc	60.00	5,967.30		5,967.30 DR
12/12/2014	Sold 60 shares of Spirit Airlines	(60.00)		5,967.30	0.00 DR
		0.00	5,967.30	5,967.30	0.00 DR
<u>Skechers U.S.A., Inc. (SKX.NYE1)</u>					
08/05/2015	Bought 129 shares of Skechers USA Inc.	129.00	15,998.15		15,998.15 DR
30/06/2015	Revaluation - 30/06/2015 @ \$142.4600 (Custom) - 129.000000 Units on hand		2,379.19		18,377.34 DR
		129.00	18,377.34		18,377.34 DR
<u>Salix Pharmaceuticals Ltd (SLXP.NX1)</u>					
18/12/2014	Bought 44 shares of Salix Pharmaceuticals Ltd	44.00	6,291.11		6,291.11 DR
09/04/2015	Cash compensation for 44 shares of Delisted Salix Pharmaceutical	(44.00)		6,291.11	0.00 DR
		0.00	6,291.11	6,291.11	0.00 DR
<u>Super Micro Computer, Inc. (SMCI.NDQ1)</u>					
13/03/2015	Bought 143 shares of Super Micro Computer Inc.	143.00	6,211.47		6,211.47 DR
27/03/2015	Sold 143 shares of Super Micro Computer Inc.	(143.00)		6,211.47	0.00 DR
		0.00	6,211.47	6,211.47	0.00 DR
<u>Synchronoss Technologies, Inc. (SNCR.NDQ1)</u>					

Luxury Portraits Superannuation Fund

General Ledger

For The Period 01 July 2014 - 30 June 2015

Transaction Date	Description	Units	Debit	Credit	Balance \$
10/04/2015	Bought 257 shares of Synchronoss Tech Inc.	257.00	16,518.47		16,518.47 DR
01/05/2015	Sold 257 shares Synchronoss Technologies Inc.	(257.00)		16,518.47	0.00 DR
		0.00	16,518.47	16,518.47	0.00 DR
<u>Skyworks Solutions, Inc. (SWKS.NDQ1)</u>					
04/12/2014	Bought 75 shares of Skyworks Solutions	75.00	6,136.41		6,136.41 DR
30/06/2015	Revaluation - 30/06/2015 @ \$135.5469 - 75.000000 Units on hand		4,029.61		10,166.02 DR
		75.00	10,166.02		10,166.02 DR
<u>Synaptics Incorporated (SYNA.NDQ1)</u>					
12/12/2014	Bought 74 shares of Synaptics Inc.	74.00	5,962.60		5,962.60 DR
07/01/2015	Sold 74 shares of Synaptics Inc	(74.00)		5,962.60	0.00 DR
17/02/2015	Bought 63 shares of Synaptics Inc	63.00	6,452.09		6,452.09 DR
26/06/2015	Sold 63 shares of Synaptics Inc	(63.00)		6,452.09	0.00 DR
		0.00	12,414.69	12,414.69	0.00 DR
<u>Gentherm Inc (THRM.NDQ1)</u>					
04/12/2014	Bought 115 shares of Gentherm Inc	115.00	5,285.72		5,285.72 DR
04/12/2014	Sold 115 shares of Gentherm Inc	(115.00)		5,285.72	0.00 DR
20/01/2015	Bought 133 shares of Gentherm Inc,	133.00	6,207.65		6,207.65 DR
13/03/2015	Bought 211 shares of Gentherm Inc,	211.00	13,140.33		19,347.98 DR
30/06/2015	Revaluation - 30/06/2015 @ \$71.4974 - 344.000000 Units on hand		5,247.13		24,595.11 DR
		344.00	29,880.83	5,285.72	24,595.11 DR
<u>United Rentals, Inc. (URI.NYE1)</u>					
13/05/2015	Bought 121 shares of United Rentals Inc	121.00	15,496.89		15,496.89 DR
29/05/2015	Sold 121 shares of United Rental Inc.	(121.00)		15,496.89	0.00 DR
		0.00	15,496.89	15,496.89	0.00 DR

Total Debits: 530,729.40

Total Credits: 384,165.54

Luxury Portraits Superannuation Fund Investment Summary Report

As at 30 June 2015



Investment	Units	Market Price	Market Value	Average Cost	Accounting Cost	Unrealised Gain/(Loss)	Gain/(Loss)%	Portfolio Weight%	
Cash/Bank Accounts									
CBA Cash Investment Account		19,215.6500	19,215.65	19,215.65	19,215.65			6.80 %	
SAXO Capital Markets		116,598.0100	116,598.01	116,598.01	116,598.01			41.29 %	
			135,813.66		135,813.66		0.00 %	48.10 %	
Shares in Listed Companies (Overseas)									
EPAM.NYE	EPAM Systems, Inc.	184.00	92.4200	17,005.28	89.37	16,444.76	560.52	3.41 %	6.02 %
FB.NDQ	Facebook, Inc.	152.00	111.6667	16,973.34	107.22	16,296.83	676.51	4.15 %	6.01 %
THRM.NDQ	Gentherm Inc	344.00	71.4974	24,595.11	56.24	19,347.98	5,247.13	27.12 %	8.71 %
GILD.NDQ	Gilead Sciences, Inc.	48.00	152.4479	7,317.50	126.69	6,081.25	1,236.25	20.33 %	2.59 %
HZNP.NDQ	Horizon Pharma plc	424.00	45.2344	19,179.39	37.47	15,885.47	3,293.92	20.74 %	6.79 %
LAD.NYE	Lithia Motors, Inc.	54.00	146.8300	7,928.82	120.14	6,487.48	1,441.34	22.22 %	2.81 %
NCLH.NDQ	Norwegian Cruise Line Holdings Ltd.	229.00	72.9688	16,709.86	68.89	15,776.84	933.02	5.91 %	5.92 %
NXPI.NDQ	NXP Semiconductors N.V.	65.00	127.8646	8,311.20	96.80	6,292.10	2,019.10	32.09 %	2.94 %
SKX.NYE	Skechers U.S.A., Inc.	129.00	142.4600	18,377.34	124.02	15,998.15	2,379.19	14.87 %	6.51 %
SWKS.NDQ	Skyworks Solutions, Inc.	75.00	135.5469	10,166.02	81.82	6,136.41	4,029.61	65.67 %	3.60 %
			146,563.86		124,747.27	21,816.59	17.49 %	51.90 %	
			282,377.52		260,560.93	21,816.59	8.37 %	100.00 %	

Open Positions

Type	Instrument	Amount	Value	Currency
36000/104433				
Shares	EPAM Systems Inc.	184.00	17,005.79	AUD
Shares	Facebook Inc.	152.00	16,914.91	AUD
Shares	Gentherm Inc.	211.00	15,033.15	AUD
Shares	Gentherm Inc.	133.00	9,475.87	AUD
Shares	Gilead Sciences Inc.	48.00	7,291.89	AUD
Shares	Horizon Pharma Inc.	424.00	19,112.25	AUD
Shares	Lithia Motors Inc.	54.00	7,928.71	AUD
Shares	Norwegian Cruise Line Holdings Ltd	229.00	16,651.36	AUD
Shares	NXP Semiconductors NV	65.00	8,282.11	AUD
Shares	Skechers USA Inc.	129.00	18,376.74	AUD
Shares	Skyworks Solutions Inc.	75.00	10,130.43	AUD

Total value of shares as per this statement	\$ 146,203.21
Value of shares as per the BGL Statement	\$ 146,563.86
Difference between the Account value is because of Exchange rates	\$ 360.65

Trading Activity in Cash Products

(Detailed working for the difference is shown in the attached separate spreadsheet)

Instrument	Booking type	Buy Txn Booked Amt	Bought	Sell Txn Booked Amt	Sold	Net	Total Booked	Currency
36000/104433								AUD
Shares								
*Delisted 20150402 (Salix Pharmaceuticals Ltd)	Commission	-18.43	44.00	0.00	0.00	44.00	-18.43	AUD
*Delisted 20150402 (Salix Pharmaceuticals Ltd)	Share Amount	-6,270.84	44.00	0.00	0.00	44.00	-6,270.84	AUD
*Delisted 20150402 (Salix Pharmaceuticals Ltd)	VAT on Commission	-1.84	44.00	0.00	0.00	44.00	-1.84	AUD
Activision Inc.	Commission	-17.99	230.00	-18.19	-230.00	0.00	-36.18	AUD
Activision Inc.	Exchange Fee	0.00	0.00	-0.13	-230.00	-230.00	-0.13	AUD
Activision Inc.	Share Amount	-5,936.24	230.00	5,606.57	-230.00	0.00	-329.67	AUD
Activision Inc.	VAT on Commission	-1.80	230.00	-1.82	-230.00	0.00	-3.62	AUD

Instrument	Booking Type	Buy Txn Booked Amt	Bought	Sell Txn Booked Amt	Sold	Net	Total Booked	Currency
Alaska Air Group Inc.	Commission	-19.68	149.00	-19.52	-149.00	0.00	-39.20	AUD
Alaska Air Group Inc.	Exchange Fee	0.00	0.00	-0.23	-149.00	-149.00	-0.23	AUD
Alaska Air Group Inc.	Share Amount	-13,148.96	149.00	12,146.33	-149.00	0.00	-1,002.63	AUD
Alaska Air Group Inc.	VAT on Commission	-1.97	149.00	-1.95	-149.00	0.00	-3.92	AUD
American Airlines Group Inc.	Commission	-17.99	100.00	-18.33	-100.00	0.00	-36.32	AUD
American Airlines Group Inc.	Exchange Fee	0.00	0.00	-0.15	-100.00	-100.00	-0.15	AUD
American Airlines Group Inc.	Share Amount	-5,949.11	100.00	6,128.70	-100.00	0.00	179.59	AUD
American Airlines Group Inc.	VAT on Commission	-1.80	100.00	-1.83	-100.00	0.00	-3.63	AUD
Analog Devices Inc.	Commission	-19.65	195.00	-12.77	-195.00	0.00	-32.42	AUD
Analog Devices Inc.	Exchange Fee	0.00	0.00	-0.31	-195.00	-195.00	-0.31	AUD
Analog Devices Inc.	Share Amount	-16,423.69	195.00	16,203.79	-195.00	0.00	-219.90	AUD
Analog Devices Inc.	VAT on Commission	-1.97	195.00	-1.28	-195.00	0.00	-3.25	AUD
Apple Inc.	Commission	-36.59	87.00	-31.01	-87.00	0.00	-67.60	AUD
Apple Inc.	Exchange Fee	0.00	0.00	-0.27	-87.00	-87.00	-0.27	AUD
Apple Inc.	Share Amount	-12,153.88	131.00	12,731.79	-131.00	0.00	577.91	AUD
Apple Inc.	VAT on Commission	-3.66	87.00	-3.10	-87.00	0.00	-6.76	AUD
Astronics Corp.	Commission	-19.68	133.00	-18.62	-133.00	0.00	-38.30	AUD
Astronics Corp.	Exchange Fee	0.00	0.00	-0.21	-133.00	-133.00	-0.21	AUD
Astronics Corp.	Share Amount	-13,140.49	133.00	11,191.99	-133.00	0.00	-1,948.50	AUD
Astronics Corp.	VAT on Commission	-1.97	133.00	-1.86	-133.00	0.00	-3.83	AUD
Broadcom Ltd	Commission	-36.80	150.00	-31.70	-150.00	0.00	-68.50	AUD
Broadcom Ltd	Exchange Fee	0.00	0.00	-0.47	-150.00	-150.00	-0.47	AUD
Broadcom Ltd	Share Amount	-22,018.85	150.00	24,575.27	-150.00	0.00	2,556.42	AUD
Broadcom Ltd	VAT on Commission	-3.68	150.00	-3.17	-150.00	0.00	-6.85	AUD
Celgene Corp.	Commission	-17.99	43.00	-19.35	-43.00	0.00	-37.34	AUD
Celgene Corp.	Exchange Fee	0.00	0.00	-0.12	-43.00	-43.00	-0.12	AUD
Celgene Corp.	Share Amount	-5,868.32	43.00	6,272.23	-43.00	0.00	403.91	AUD
Celgene Corp.	VAT on Commission	-1.80	43.00	-1.94	-43.00	0.00	-3.74	AUD
Cognizant Technology Solutions	Commission	-18.81	196.00	-12.78	-196.00	0.00	-31.59	AUD
Cognizant Technology Solutions	Exchange Fee	0.00	0.00	-0.30	-196.00	-196.00	-0.30	AUD
Cognizant Technology Solutions	Share Amount	-15,736.40	196.00	15,625.61	-196.00	0.00	-110.79	AUD

Instrument	Booking Type	Buy Txn Booked Amt	Bought	Sell Txn Booked Amt	Sold	Net	Total Booked	Currency
Cognizant Technology Solutions	VAT on Commission	-1.88	196.00	-1.28	-196.00	0.00	-3.16	AUD
Dycom Industries Inc.	Commission	-19.68	222.00	-18.98	-222.00	0.00	-38.66	AUD
Dycom Industries Inc.	Exchange Fee	0.00	0.00	-0.24	-222.00	-222.00	-0.24	AUD
Dycom Industries Inc.	Share Amount	-13,119.81	222.00	12,908.10	-222.00	0.00	-211.71	AUD
Dycom Industries Inc.	VAT on Commission	-1.97	222.00	-1.90	-222.00	0.00	-3.87	AUD
EPAM Systems Inc.	Commission	-19.65	184.00	0.00	0.00	184.00	-19.65	AUD
EPAM Systems Inc.	Share Amount	-16,423.14	184.00	0.00	0.00	184.00	-16,423.14	AUD
EPAM Systems Inc.	VAT on Commission	-1.97	184.00	0.00	0.00	184.00	-1.97	AUD
Facebook Inc.	Commission	-30.87	217.00	-18.62	-65.00	152.00	-49.49	AUD
Facebook Inc.	Exchange Fee	0.00	0.00	-0.12	-65.00	-65.00	-0.12	AUD
Facebook Inc.	Share Amount	-22,114.66	217.00	6,291.28	-65.00	152.00	-15,823.38	AUD
Facebook Inc.	VAT on Commission	-3.09	217.00	-1.86	-65.00	152.00	-4.95	AUD
GameStop Corp.	Commission	-17.99	115.00	-17.98	-115.00	0.00	-35.97	AUD
GameStop Corp.	Exchange Fee	0.00	0.00	-0.11	-115.00	-115.00	-0.11	AUD
GameStop Corp.	Share Amount	-5,050.81	115.00	4,761.74	-115.00	0.00	-289.07	AUD
GameStop Corp.	VAT on Commission	-1.80	115.00	-1.80	-115.00	0.00	-3.60	AUD
Gentherm Inc.	Commission	-56.07	459.00	-18.04	-115.00	344.00	-74.11	AUD
Gentherm Inc.	Exchange Fee	0.00	0.00	-0.11	-115.00	-115.00	-0.11	AUD
Gentherm Inc.	Share Amount	-24,572.02	459.00	4,826.58	-115.00	344.00	-19,745.44	AUD
Gentherm Inc.	VAT on Commission	-5.61	459.00	-1.80	-115.00	344.00	-7.41	AUD
Gilead Sciences Inc.	Commission	-18.34	48.00	0.00	0.00	48.00	-18.34	AUD
Gilead Sciences Inc.	Share Amount	-6,061.08	48.00	0.00	0.00	48.00	-6,061.08	AUD
Gilead Sciences Inc.	VAT on Commission	-1.83	48.00	0.00	0.00	48.00	-1.83	AUD
Horizon Pharma Inc.	Commission	-19.35	424.00	0.00	0.00	424.00	-19.35	AUD
Horizon Pharma Inc.	Share Amount	-15,864.19	424.00	0.00	0.00	424.00	-15,864.19	AUD
Horizon Pharma Inc.	VAT on Commission	-1.93	424.00	0.00	0.00	424.00	-1.93	AUD
ICON Plc	Commission	-19.75	146.00	-18.92	-146.00	0.00	-38.67	AUD
ICON Plc	Exchange Fee	0.00	0.00	-0.21	-146.00	-146.00	-0.21	AUD
ICON Plc	Share Amount	-13,115.78	146.00	11,645.74	-146.00	0.00	-1,470.04	AUD
ICON Plc	VAT on Commission	-1.98	146.00	-1.89	-146.00	0.00	-3.87	AUD
Inphi Corp.	Commission	-18.63	545.00	-12.77	-545.00	0.00	-31.40	AUD

Instrument	Booking Type	Buy Txn Booked Amt	Bought	Sell Txn Booked Amt	Sold	Net	Total Booked	Currency
Inphi Corp.	Exchange Fee	0.00	0.00	-0.31	-545.00	-545.00	-0.31	AUD
Inphi Corp.	Share Amount	-15,565.81	545.00	16,349.92	-545.00	0.00	784.11	AUD
Inphi Corp.	VAT on Commission	-1.86	545.00	-1.28	-545.00	0.00	-3.14	AUD
IPG Photonics Corp.	Commission	-19.35	126.00	-18.98	-126.00	0.00	-38.33	AUD
IPG Photonics Corp.	Exchange Fee	0.00	0.00	-0.27	-126.00	-126.00	-0.27	AUD
IPG Photonics Corp.	Share Amount	-16,088.30	126.00	14,134.59	-126.00	0.00	-1,953.71	AUD
IPG Photonics Corp.	VAT on Commission	-1.93	126.00	-1.90	-126.00	0.00	-3.83	AUD
Jazz Pharma Plc	Commission	-17.99	30.00	-18.12	-30.00	0.00	-36.11	AUD
Jazz Pharma Plc	Exchange Fee	0.00	0.00	-0.13	-30.00	-30.00	-0.13	AUD
Jazz Pharma Plc	Share Amount	-6,404.85	30.00	5,827.21	-30.00	0.00	-577.64	AUD
Jazz Pharma Plc	VAT on Commission	-1.80	30.00	-1.81	-30.00	0.00	-3.61	AUD
Jetblue Airways	Commission	-18.94	582.00	-12.78	-582.00	0.00	-31.72	AUD
Jetblue Airways	Exchange Fee	0.00	0.00	-0.26	-582.00	-582.00	-0.26	AUD
Jetblue Airways	Share Amount	-15,992.79	582.00	14,014.22	-582.00	0.00	-1,978.57	AUD
Jetblue Airways	VAT on Commission	-1.89	582.00	-1.28	-582.00	0.00	-3.17	AUD
Lithia Motors Inc.	Commission	-37.21	119.00	-18.24	-65.00	54.00	-55.45	AUD
Lithia Motors Inc.	Exchange Fee	0.00	0.00	-0.15	-65.00	-65.00	-0.15	AUD
Lithia Motors Inc.	Share Amount	-12,546.20	119.00	6,355.34	-65.00	54.00	-6,190.86	AUD
Lithia Motors Inc.	VAT on Commission	-3.72	119.00	-1.82	-65.00	54.00	-5.54	AUD
Macom Technology Solutions Holdings Inc.	Commission	-12.88	302.00	-12.77	-302.00	0.00	-25.65	AUD
Macom Technology Solutions Holdings Inc.	Exchange Fee	0.00	0.00	-0.28	-302.00	-302.00	-0.28	AUD
Macom Technology Solutions Holdings Inc.	Share Amount	-16,271.83	302.00	14,873.91	-302.00	0.00	-1,397.92	AUD
Macom Technology Solutions Holdings Inc.	VAT on Commission	-1.29	302.00	-1.28	-302.00	0.00	-2.57	AUD
Mallinckrodt Plc	Commission	-37.67	136.00	-19.32	-136.00	0.00	-56.99	AUD
Mallinckrodt Plc	Exchange Fee	0.00	0.00	-0.40	-136.00	-136.00	-0.40	AUD
Mallinckrodt Plc	Share Amount	-19,041.29	136.00	21,433.80	-136.00	0.00	2,392.51	AUD
Mallinckrodt Plc	VAT on Commission	-3.77	136.00	-1.93	-136.00	0.00	-5.70	AUD
Methode Electronics Inc.	Commission	-17.99	130.00	-18.08	-130.00	0.00	-36.07	AUD
Methode Electronics Inc.	Exchange Fee	0.00	0.00	-0.13	-130.00	-130.00	-0.13	AUD
Methode Electronics Inc.	Share Amount	-6,065.05	130.00	5,573.49	-130.00	0.00	-491.56	AUD
Methode Electronics Inc.	VAT on Commission	-1.80	130.00	-1.81	-130.00	0.00	-3.61	AUD

Instrument	Booking Type	Buy Txn Booked Amt	Bought	Sell Txn Booked Amt	Sold	Net	Total Booked	Currency
Michael Kors Holdings Ltd	Commission	-18.30	64.00	-18.54	-64.00	0.00	-36.84	AUD
Michael Kors Holdings Ltd	Exchange Fee	0.00	0.00	-0.12	-64.00	-64.00	-0.12	AUD
Michael Kors Holdings Ltd	Share Amount	-6,012.65	64.00	5,341.91	-64.00	0.00	-670.74	AUD
Michael Kors Holdings Ltd	VAT on Commission	-1.83	64.00	-1.85	-64.00	0.00	-3.68	AUD
Microsemi Corp.	Commission	-19.75	295.00	-18.62	-295.00	0.00	-38.37	AUD
Microsemi Corp.	Exchange Fee	0.00	0.00	-0.22	-295.00	-295.00	-0.22	AUD
Microsemi Corp.	Share Amount	-13,167.87	295.00	12,023.95	-295.00	0.00	-1,143.92	AUD
Microsemi Corp.	VAT on Commission	-1.98	295.00	-1.86	-295.00	0.00	-3.84	AUD
Microsoft Corp.	Commission	-18.81	257.00	-12.69	-257.00	0.00	-31.50	AUD
Microsoft Corp.	Exchange Fee	0.00	0.00	-0.28	-257.00	-257.00	-0.28	AUD
Microsoft Corp.	Share Amount	-15,758.24	257.00	14,991.47	-257.00	0.00	-766.77	AUD
Microsoft Corp.	VAT on Commission	-1.88	257.00	-1.27	-257.00	0.00	-3.15	AUD
Mohawk Industries Inc.	Commission	-18.26	32.00	-18.93	-32.00	0.00	-37.19	AUD
Mohawk Industries Inc.	Exchange Fee	0.00	0.00	-0.14	-32.00	-32.00	-0.14	AUD
Mohawk Industries Inc.	Share Amount	-6,043.68	32.00	7,062.79	-32.00	0.00	1,019.11	AUD
Mohawk Industries Inc.	VAT on Commission	-1.83	32.00	-1.89	-32.00	0.00	-3.72	AUD
Norwegian Cruise Line Holdings Ltd	Commission	-18.81	229.00	0.00	0.00	229.00	-18.81	AUD
Norwegian Cruise Line Holdings Ltd	Share Amount	-15,756.15	229.00	0.00	0.00	229.00	-15,756.15	AUD
Norwegian Cruise Line Holdings Ltd	VAT on Commission	-1.88	229.00	0.00	0.00	229.00	-1.88	AUD
NXP Semiconductors NV	Commission	-18.60	65.00	0.00	0.00	65.00	-18.60	AUD
NXP Semiconductors NV	Share Amount	-6,271.64	65.00	0.00	0.00	65.00	-6,271.64	AUD
NXP Semiconductors NV	VAT on Commission	-1.86	65.00	0.00	0.00	65.00	-1.86	AUD
Qualcomm Inc.	Commission	-17.99	69.00	-18.19	-69.00	0.00	-36.18	AUD
Qualcomm Inc.	Exchange Fee	0.00	0.00	-0.13	-69.00	-69.00	-0.13	AUD
Qualcomm Inc.	Share Amount	-6,144.09	69.00	5,932.87	-69.00	0.00	-211.22	AUD
Qualcomm Inc.	VAT on Commission	-1.80	69.00	-1.82	-69.00	0.00	-3.62	AUD
Skechers USA Inc.	Commission	-18.96	129.00	0.00	0.00	129.00	-18.96	AUD
Skechers USA Inc.	Share Amount	-15,977.29	129.00	0.00	0.00	129.00	-15,977.29	AUD
Skechers USA Inc.	VAT on Commission	-1.90	129.00	0.00	0.00	129.00	-1.90	AUD
Skyworks Solutions Inc.	Commission	-17.99	75.00	0.00	0.00	75.00	-17.99	AUD
Skyworks Solutions Inc.	Share Amount	-6,116.62	75.00	0.00	0.00	75.00	-6,116.62	AUD

Instrument	Booking Type	Buy Txn Booked Amt	Bought	Sell Txn Booked Amt	Sold	Net	Total Booked	Currency
Skyworks Solutions Inc.	VAT on Commission	-1.80	75.00	0.00	0.00	75.00	-1.80	AUD
Southwest Airlines Co.	Commission	-37.67	342.00	-37.75	-342.00	0.00	-75.42	AUD
Southwest Airlines Co.	Exchange Fee	0.00	0.00	-0.35	-342.00	-342.00	-0.35	AUD
Southwest Airlines Co.	Share Amount	-19,219.12	342.00	17,586.35	-342.00	0.00	-1,632.77	AUD
Southwest Airlines Co.	VAT on Commission	-3.77	342.00	-3.77	-342.00	0.00	-7.54	AUD
Spirit Airlines Inc.	Commission	-17.99	60.00	-18.08	-60.00	0.00	-36.07	AUD
Spirit Airlines Inc.	Exchange Fee	0.00	0.00	-0.12	-60.00	-60.00	-0.12	AUD
Spirit Airlines Inc.	Share Amount	-5,947.51	60.00	5,062.48	-60.00	0.00	-885.03	AUD
Spirit Airlines Inc.	VAT on Commission	-1.80	60.00	-1.81	-60.00	0.00	-3.61	AUD
Super Micro Computer Inc.	Commission	-18.40	143.00	-19.13	-143.00	0.00	-37.53	AUD
Super Micro Computer Inc.	Exchange Fee	0.00	0.00	-0.11	-143.00	-143.00	-0.11	AUD
Super Micro Computer Inc.	Share Amount	-6,191.23	143.00	6,026.43	-143.00	0.00	-164.80	AUD
Super Micro Computer Inc.	VAT on Commission	-1.84	143.00	-1.91	-143.00	0.00	-3.75	AUD
Synaptics Inc.	Commission	-37.57	137.00	-31.43	-137.00	0.00	-69.00	AUD
Synaptics Inc.	Exchange Fee	0.00	0.00	-0.26	-137.00	-137.00	-0.26	AUD
Synaptics Inc.	Share Amount	-12,373.36	137.00	12,902.03	-137.00	0.00	528.67	AUD
Synaptics Inc.	VAT on Commission	-3.76	137.00	-3.14	-137.00	0.00	-6.90	AUD
Synchronoss Technologies Inc.	Commission	-19.65	257.00	-18.98	-257.00	0.00	-38.63	AUD
Synchronoss Technologies Inc.	Exchange Fee	0.00	0.00	-0.28	-257.00	-257.00	-0.28	AUD
Synchronoss Technologies Inc.	Share Amount	-16,496.85	257.00	14,969.17	-257.00	0.00	-1,527.68	AUD
Synchronoss Technologies Inc.	VAT on Commission	-1.97	257.00	-1.90	-257.00	0.00	-3.87	AUD
United Rentals Inc.	Commission	-18.63	121.00	-19.54	-121.00	0.00	-38.17	AUD
United Rentals Inc.	Exchange Fee	0.00	0.00	-0.27	-121.00	-121.00	-0.27	AUD
United Rentals Inc.	Share Amount	-15,476.40	121.00	14,605.86	-121.00	0.00	-870.54	AUD
United Rentals Inc.	VAT on Commission	-1.86	121.00	-1.95	-121.00	0.00	-3.81	AUD

Profit & Loss Amount reported from your perspective

Please check the information carefully. You are obliged to ensure that the information contained in this document is correct. The client is hereby informed and accepts the information as contained in this document.

For details of the applicable commission rates please contact your account Manager.

Commissions and Trading Costs: The costs or fees incurred for trading. Commissions are calculated as a percentage of the traded amount or a fixed amount per security, subject to a minimum fee for small trades.

Realized Profit and Loss: The total account bookings resulting from closing trades, plus any option premiums paid or received (minus any commissions and fees).

Trading Activity in Cash Products: All booked amounts on your account resulting from Trades in Bonds, Stocks and Managed Funds (minus any commissions and fees).

Interest Paid and Received: All account bookings resulting from interest credits/debits or where specifically stated CFD Financing Costs.

Dividends: Total account bookings resulting from a Stock Dividend and distributions on CFDs. Please refer to your Trades Executed for further specification of Stock Dividends vs. distributions on CFDs. Please note

that Stock Dividend bookings are gross i.e. before deduction of any withholding tax.

Account Value: The value of the account (Cash Balance + all unrealized Profit and Loss + all Transactions not booked) at close of business 1700h EST, (New York Time).

Account Statement

Report generated on 30-Mar-2016 19:05:12
 Time zone: (GMT+10:00) Brisbane
 Client ID: 6563046
 Account: 36000/104433
 Currency: AUD



Luxury Portraits TC PL ATF LP SF
 Clarkson Place 30
 4069 Kenmore Hills
 QLD
 Australia

Saxo Capital Markets (Australia) Pty Ltd
 GPO Box 3728
 Sydney NSW 2001
 Australia

Period: 01-Jul-2014 - 30-Jun-2015

Summary for the period	Credited	Debited	Cash Balance	Account value
	625,585.41	-508,987.40	116,598.01	262,801.22

Posting date	Value Date	Product	Net Change	Cash Balance
30-Jun-2015	03-Jul-2015	Shares MTSI:xnas 827292027	14,859.58	116,598.01
30-Jun-2015	03-Jul-2015	Shares IPHI:xnys 827292333	16,335.56	101,738.43
30-Jun-2015	03-Jul-2015	Shares CTSH:xnas 827290849	15,611.25	85,402.87
30-Jun-2015	03-Jul-2015	Shares AVGO:xnas 827291103	16,906.19	69,791.62
30-Jun-2015	03-Jul-2015	Shares ADI:xnas 827292018	16,189.43	52,885.43
30-Jun-2015	03-Jul-2015	Shares AAPL:xnas 827291445	7,119.48	36,696.00
30-Jun-2015	30-Jun-2015	Corporate Actions AVGO:xnas 0	50.86	29,576.52
29-Jun-2015	29-Jun-2015	Corporate Actions GILD:xnas 0	18.82	29,525.66
26-Jun-2015	01-Jul-2015	Shares SYNA:xnas 826192719	7,336.93	29,506.84
16-Jun-2015	19-Jun-2015	Shares MSFT:xnas 822979788	14,977.23	22,169.91
11-Jun-2015	16-Jun-2015	Shares MTSI:xnas 821678052	-16,286.00	7,192.68
11-Jun-2015	16-Jun-2015	Shares FB:xnas 821678880	-16,296.83	23,478.68
11-Jun-2015	11-Jun-2015	Corporate Actions MSFT:xnas 0	71.92	39,775.51
09-Jun-2015	12-Jun-2015	Shares JBLU:xnas 820690525	13,999.90	39,703.59
09-Jun-2015	09-Jun-2015	Corporate Actions ADI:xnas 0	71.00	25,703.69
04-Jun-2015	04-Jun-2015	Corporate Actions SWKS:xnas 0	8.87	25,632.69
01-Jun-2015	01-Jun-2015	Client Custody Fee SH - 01-06-2015	-20.95	25,623.82
29-May-2015	03-Jun-2015	Shares URI:xnys 817328499	14,584.10	25,644.77
29-May-2015	29-May-2015	Corporate Actions LAD:xnys 0	9.88	11,060.67
15-May-2015	20-May-2015	Shares NCLH:xnas 812996280	-15,776.84	11,050.79
15-May-2015	20-May-2015	Shares MSFT:xnas 812996346	-15,778.93	26,827.63
15-May-2015	20-May-2015	Shares CTSH:xnas 812996321	-15,757.09	42,606.56
15-May-2015	20-May-2015	Shares AVGO:xnas 812996191	-15,724.41	58,363.65
14-May-2015	14-May-2015	Corporate Actions AAPL:xnas 0	19.83	74,088.06
13-May-2015	18-May-2015	Shares URI:xnys 812217060	-15,496.89	74,068.23
13-May-2015	18-May-2015	Shares IPHI:xnys 812216957	-15,586.30	89,565.12
08-May-2015	13-May-2015	Shares SKX:xnys 810914492	-15,998.15	105,151.42
08-May-2015	13-May-2015	Shares JBLU:xnas 810910910	-16,013.62	121,149.57
06-May-2015	11-May-2015	Shares MSCC:xnas 809851549	12,003.25	137,163.19
06-May-2015	11-May-2015	Shares FB:xnas 809851864	6,270.68	125,159.94
06-May-2015	11-May-2015	Shares ATRO:xnas 809852078	11,171.30	118,889.26
01-May-2015	01-May-2015	Client Custody Fee SH - 01-05-2015	-20.78	107,717.96
01-May-2015	06-May-2015	Shares SNCR:xnas 808563912	14,948.01	107,738.74
01-May-2015	06-May-2015	Shares IPGP:xnas 808564562	14,113.44	92,790.73

Posting date	Value Date	Product	Net Change	Cash Balance
01-May-2015	06-May-2015	Shares DY:xnys 808565056	12,886.98	78,677.29
30-Apr-2015	05-May-2015	Shares MHK:xnys 808160962	7,041.83	65,790.31
30-Apr-2015	05-May-2015	Shares ICLR:xnas 808152542	11,624.72	58,748.48
30-Apr-2015	05-May-2015	Shares AVGO:xnas 808153201	7,633.74	47,123.76
23-Apr-2015	28-Apr-2015	Shares MNK:xnys 805423181	21,412.15	39,490.02
16-Apr-2015	21-Apr-2015	Shares IPGP:xnas 803004022	-16,109.58	18,077.87
16-Apr-2015	21-Apr-2015	Shares HZNP:xnas 803004465	-15,885.47	34,187.45
10-Apr-2015	15-Apr-2015	Shares SNCR:xnas 801037099	-16,518.47	50,072.92
10-Apr-2015	15-Apr-2015	Shares EPAM:xnys 801039733	-16,444.76	66,591.39
10-Apr-2015	15-Apr-2015	Shares ADI:xnas 801037420	-16,445.31	83,036.15
09-Apr-2015	07-Apr-2015	Corporate Actions SLXP:xnas 0	9,969.84	99,481.46
08-Apr-2015	13-Apr-2015	Shares CELG:xnas 800072300	6,250.82	89,511.62
07-Apr-2015	10-Apr-2015	Shares LUV:xnys 799601821	11,920.03	83,260.80
07-Apr-2015	10-Apr-2015	Shares ALK:xnys 799602025	12,124.63	71,340.77
01-Apr-2015	01-Apr-2015	Client Custody Fee SH - 01-04-2015	-16.07	59,216.14
01-Apr-2015	01-Apr-2015	DEPOSIT 36000/104433 (669954517, 797979625)	50,000.00	59,232.21
31-Mar-2015	31-Mar-2015	Corporate Actions AVGO:xnas 0	25.99	9,232.21
27-Mar-2015	01-Apr-2015	Shares SMCI:xnas 796821129	6,005.28	9,206.22
27-Mar-2015	27-Mar-2015	Corporate Actions LAD:xnys 0	7.81	3,200.94
17-Mar-2015	20-Mar-2015	Shares MSCC:xnas 792638929	-13,189.60	3,193.13
17-Mar-2015	20-Mar-2015	Shares ICLR:xnas 792703742	-13,137.51	16,382.73
13-Mar-2015	18-Mar-2015	Shares THRM:xnas 791642527	-13,140.33	29,520.24
13-Mar-2015	18-Mar-2015	Shares MNK:xnys 791643847	-13,044.43	42,660.57
13-Mar-2015	18-Mar-2015	Shares LUV:xnys 791644476	-13,171.29	55,705.00
13-Mar-2015	18-Mar-2015	Shares DY:xnys 791643667	-13,141.46	68,876.29
13-Mar-2015	18-Mar-2015	Shares ATRO:xnas 791641683	-13,162.14	82,017.75
13-Mar-2015	18-Mar-2015	Shares ALK:xnys 791642840	-13,170.61	95,179.89
03-Mar-2015	03-Mar-2015	Corporate Actions SWKS:xnas 0	8.72	108,350.50
03-Mar-2015	02-Mar-2015	DEPOSIT 36000/104433 (657652197, 787669394)	100,000.00	108,341.78
02-Mar-2015	02-Mar-2015	Client Custody Fee SH - 02-03-2015	-8.25	8,341.78
26-Feb-2015	03-Mar-2015	Shares LAD:xnys 786786087	-6,487.48	8,350.03
17-Feb-2015	20-Feb-2015	Shares SYNA:xnas 784156645	-6,452.09	14,837.51
12-Feb-2015	12-Feb-2015	Corporate Actions AAPL:xnas 0	18.71	21,289.60
02-Feb-2015	02-Feb-2015	Client Custody Fee SH - 02-02-2015	-8.54	21,270.89
21-Jan-2015	26-Jan-2015	Shares GILD:xnas 775559085	-6,081.25	21,279.43
20-Jan-2015	23-Jan-2015	Shares THRM:xnas 775079417	-6,207.65	27,360.68
20-Jan-2015	23-Jan-2015	Shares SMCI:xnas 775079952	-6,211.47	33,568.33
16-Jan-2015	22-Jan-2015	Shares LUV:xnys 774201136	5,624.45	39,779.80
16-Jan-2015	22-Jan-2015	Shares LAD:xnys 774202110	6,335.13	34,155.35
13-Jan-2015	16-Jan-2015	Shares AAL:xnas 772028087	6,108.39	27,820.22
07-Jan-2015	12-Jan-2015	Shares SYNA:xnas 769975610	5,530.27	21,711.83
07-Jan-2015	12-Jan-2015	Shares KORS:xnys 769978322	5,321.40	16,181.56
02-Jan-2015	02-Jan-2015	Corporate Actions LUV:xnys 0	6.08	10,860.16
31-Dec-2014	31-Dec-2014	Corporate Actions AVGO:xnas 0	22.27	10,854.08
23-Dec-2014	29-Dec-2014	Shares NXPI:xnas 766997257	-6,292.10	10,831.81
23-Dec-2014	29-Dec-2014	Shares AAPL:xnas 766996908	-6,201.96	17,123.91

Posting date	Value Date	Product	Net Change	Cash Balance
18-Dec-2014	23-Dec-2014	Shares SLXP:xnas 765867821	-6,291.11	23,325.87
17-Dec-2014	22-Dec-2014	Shares AAPL:xnas 765210846	5,577.93	29,616.98
16-Dec-2014	19-Dec-2014	Shares KORS:xnys 764687674	-6,032.78	24,039.05
16-Dec-2014	19-Dec-2014	Shares JAZZ:xnas 764685709	5,807.15	30,071.83
15-Dec-2014	18-Dec-2014	Shares QCOM:xnas 763869022	5,912.73	24,264.68
15-Dec-2014	18-Dec-2014	Shares ATVI:xnas 763868017	5,586.43	18,351.95
12-Dec-2014	17-Dec-2014	Shares SYNA:xnas 763347488	-5,962.60	12,765.52
12-Dec-2014	17-Dec-2014	Shares SAVE:xnas 763347941	5,042.47	18,728.12
12-Dec-2014	17-Dec-2014	Shares MHK:xnys 763352605	-6,063.77	13,685.65
12-Dec-2014	17-Dec-2014	Shares MEI:xnys 763354154	5,553.47	19,749.42
11-Dec-2014	16-Dec-2014	Shares THRM:xnas 762865409	4,806.63	14,195.95
09-Dec-2014	12-Dec-2014	Shares GME:xnys 761675709	4,741.85	9,389.32
04-Dec-2014	09-Dec-2014	Shares THRM:xnas 760120796	-5,285.72	4,647.47
04-Dec-2014	09-Dec-2014	Shares SWKS:xnas 760120889	-6,136.41	9,933.19
04-Dec-2014	09-Dec-2014	Shares SAVE:xnas 760120706	-5,967.30	16,069.60
04-Dec-2014	09-Dec-2014	Shares QCOM:xnas 760119939	-6,163.88	22,036.90
04-Dec-2014	09-Dec-2014	Shares MNK:xnys 760121118	-6,038.30	28,200.78
04-Dec-2014	09-Dec-2014	Shares MEI:xnys 760121043	-6,084.84	34,239.08
04-Dec-2014	09-Dec-2014	Shares LUV:xnys 760122642	-6,089.27	40,323.92
04-Dec-2014	09-Dec-2014	Shares LAD:xnys 760120700	-6,099.65	46,413.19
04-Dec-2014	09-Dec-2014	Shares JAZZ:xnas 760120465	-6,424.64	52,512.84
04-Dec-2014	09-Dec-2014	Shares GME:xnys 760120455	-5,070.60	58,937.48
04-Dec-2014	09-Dec-2014	Shares FB:xnas 760120444	-5,851.79	64,008.08
04-Dec-2014	09-Dec-2014	Shares CELG:xnas 760120502	-5,888.11	69,859.87
04-Dec-2014	09-Dec-2014	Shares AVGO:xnas 760121029	-6,334.92	75,747.98
04-Dec-2014	09-Dec-2014	Shares ATVI:xnas 760120535	-5,956.03	82,082.90
04-Dec-2014	09-Dec-2014	Shares AAPL:xnas 760119764	-5,992.17	88,038.93
04-Dec-2014	09-Dec-2014	Shares AAL:xnas 760119487	-5,968.90	94,031.10
27-Nov-2014	26-Nov-2014	DEPOSIT 6563046 TPI (624862033, 757487541)	100,000.00	100,000.00

Luxury Portraits Superannuation Fund General Ledger



For The Period 01 July 2014 - 30 June 2015

Transaction Date	Description	Units	Debit	Credit	Balance \$
Income Tax Payable/Refundable (85000)					
<u>Income Tax Payable/Refundable (85000)</u>					
01/07/2014	Opening Balance				7,343.70 CR
30/06/2015	Sep 2014 PAYG Tax instalment paid 29 Sep 2015		633.00		6,710.70 CR
30/06/2015	Dec 2014 PAYG Tax instalment paid 24 Sep 2015		633.00		6,077.70 CR
30/06/2015	Mar 2015 PAYG Tax instalment paid 29 Sep 2015		633.00		5,444.70 CR
30/06/2015	Jun 2015 PAYG Tax instalment paid 29 Sep 2015		633.00		4,811.70 CR
30/06/2015	Create Entries - Foreign Credits Adjustment - 30/06/2015		73.54		4,738.16 CR
30/06/2015	Create Entries - Income Tax Expense - 30/06/2015			1,302.75	6,040.91 CR
			2,605.54	1,302.75	6,040.91 CR

Total Debits: 2,605.54

Total Credits: 1,302.75

Income tax for the year 2014 (report attached)	=	\$7,343.70
Income tax refundable for the year 2015 (report attached)	=	\$1,302.79
(\$1,043.79 + 259 Supervisory Levy)		
Total	=	\$6,040.91
Ledger Balance	=	\$6,040.91
Difference	=	\$ 0.00 Reconciled

Section C: Deductions and non-deductible expenses

12 Deductions and non-deductible expenses

Under 'Deductions' list all expenses and allowances you are entitled to claim a deduction for. Under 'Non-deductible expenses', list all other expenses or normally allowable deductions that you cannot claim as a deduction (for example, all expenses related to exempt current pension income should be recorded in the 'Non-deductible expenses' column).

DEDUCTIONS		NON-DEDUCTIBLE EXPENSES	
Interest expenses within Australia	A1 <input type="text"/>	A2 <input type="text"/>	
Interest expenses overseas	B1 <input type="text"/>	B2 <input type="text"/>	
Capital works expenditure	D1 <input type="text"/>	D2 <input type="text"/>	
Decline in value of depreciating assets	E1 <input type="text"/>	E2 <input type="text"/>	
Insurance premiums – members	F1 <input type="text" value="2,236"/>	F2 <input type="text"/>	
Death benefit increase	G1 <input type="text"/>		
SMSF auditor fee	H1 <input type="text" value="657"/>	H2 <input type="text" value="101"/>	
Investment expenses	I1 <input type="text"/>	I2 <input type="text"/>	
Management and administration expenses	J1 <input type="text" value="2,199"/>	J2 <input type="text" value="289"/>	
Forestry managed investment scheme expense	U1 <input type="text"/>	U2 <input type="text"/>	
Other amounts	L1 <input type="text"/>	L2 <input type="text"/>	<input type="text" value="Code"/>
Tax losses deducted	M1 <input type="text"/>		

TOTAL DEDUCTIONS
N
 (Total A1 to M1)

TOTAL NON-DEDUCTIBLE EXPENSES
Y
 (Total A2 to L2)

#TAXABLE INCOME OR LOSS Loss
O Loss
 (TOTAL ASSESSABLE INCOME less TOTAL DEDUCTIONS)

TOTAL SMSF EXPENSES
Z
 (N plus Y)

#This is a mandatory label.

Section D: Income tax calculation statement

#Important:

Section B label R3, Section C label O and Section D labels A, T1, J, T5 and I are mandatory.

13 Calculation statement

Please refer to the Self-managed superannuation fund annual return instructions 2014 on how to complete the calculation statement.

#Taxable income **A**
 (an amount must be included even if it is zero)
 #Tax on taxable income **T1**
 (an amount must be included even if it is zero)
 #Tax on no-TFN quoted contributions **J**
 (an amount must be included even if it is zero)
Gross tax **B**
 (T1 plus J)

17 January 2017

Reference: 119029817

The Trustees
Luxury Portraits Superannuation Fund
c/o Wealth Safe Accounting
PO Box 1095
BENTLEY WA 6983

Dear Trustees,

SECTION 295.390 ACTUARY'S CERTIFICATE OF EXEMPT INCOME

This certificate has been prepared for the Trustees of Luxury Portraits Superannuation Fund to certify the exempt current pension income proportion in accordance with section 295.390 of the Income Tax Assessment Act (ITAA) 1997 for the 2014/15 financial year.

I hereby certify that the proportion of the applicable income of Luxury Portraits Superannuation Fund for the year ending 30 June 2015 that should be exempt from income tax is: **28.984%**

The weighted average proportions for each Fund member are provided below:


Member name	Robert De Paola	Julie De Paola
Tax exempt %	0.000%	28.984%
Taxable %	60.736%	10.280%

Further details of my calculation and the information on which it is based are contained in the appendices and covering email. These form part of my report and should be read in their entirety.

- ◆ Appendix A: Information used to calculate the exempt income proportion
- ◆ Appendix B: Exempt current pension income result and adequacy opinion
- ◆ Appendix C: Exempt current pension income proportion methodology

I confirm that this actuarial certificate has been prepared in accordance with Guidance Note 451 issued by the Institute of Actuaries of Australia and other relevant professional standards and guidance notes.

Yours sincerely,



Doug McBirnie, B.Sc. (Hons), FIA, FIAA

This certificate has been prepared by Accurium Pty Limited, ABN 13 009 492 219 (Accurium). It is not intended to be legal advice and should not be relied upon as such. Before acting on any of the information contained in this certificate we recommend that you obtain appropriate professional advice. Accurium has prepared the certificate based on the data provided by you (or on your behalf). Whilst all care is taken in the preparation of this certificate no warranty is given and Accurium accepts no responsibility for errors or omissions beyond our reasonable control. For further information about the terms of our services, please refer to the terms and conditions at www.accurium.com.au

Appendix A – Information used to calculate the exempt income proportion

This certificate has been prepared at the request of, and based on data supplied by, Wealth Safe Accounting on behalf of the Trustees for the 2014/15 financial year. A summary of the data supplied to us for the purpose of calculating the exempt income proportion is provided below:

Name of fund: Luxury Portraits Superannuation Fund
 Fund ABN: 74558603935
 Trustee: Luxury Portraits TC Pty Ltd

Member name	Robert De Paola	Julie De Paola
Date of birth	21 Feb 1962	07 Jul 1957

The aggregate operating statement information is:

Assets available at 1 July 2014	\$258,473
Plus	
Non-concessional contributions	\$0
Concessional contributions	\$27,602
Transfers in from other funds	\$0
Less	
Accumulation account withdrawals	\$0
Pension payments and withdrawals	\$3,500
Equals	
Balance before income and expenses	\$282,575
Preliminary net income	(\$17,269)
Gross assets available at year end (before tax)	\$265,306

In addition to relying on the data provided to us, we have made the following assumptions when completing this actuarial certificate:

The tax exempt percentage calculation was completed based on the data supplied to us, no further assumptions were required.

This superannuation fund contains only accumulation and account-based type income stream benefits (commonly referred to as pensions). These include allocated pensions, market linked pensions, and account-based income streams (including transition to retirement pensions). Based on the information provided, this superannuation fund contains no other types of income stream benefits such as defined benefits in growth or pension phase.

Appendix B – Exempt current pension income result and adequacy opinion

Exempt current pension income proportion

Where a fund contains unsegregated pension assets the trustees are required by section 295.390 of the ITAA 1997 to obtain an actuary's certificate prior to lodgement of the fund's income tax return in order to claim an exemption from income tax.

The proportion of the applicable income of the Fund for the year ending 30 June 2015 that should be exempt from income tax is: **28.984%**

Within the requirements of legislation and the Fund's Trust Deed and Rules, the Trustees may have discretion about how income and expenses are allocated at the member level. Please note that, unless otherwise stated, we have not checked the terms of the Fund's Trust Deed and Rules. One fair and reasonable method of apportioning these items between the member accounts at year end is to use a daily weighted average of the account balances for each member. The calculation of the exempt proportion provides this weighted average for each member and is provided below:

Member name	Robert De Paola	Julie De Paola
Tax exempt %	0.000%	28.984%
Taxable %	60.736%	10.280%

Calculating the fund's exempt current pension income for the purpose of your tax return

Ordinary income and statutory income that a complying superannuation fund earns from assets held to provide for pension benefits is exempt from income tax. This is referred to as exempt current pension income (ECPI).

The exempt proportion is applied to net ordinary assessable income including net capital gains, and excluding assessable contributions, non-arm's length income and income derived from any segregated assets.

Exempt current pension income is calculated as:

$$\text{Income} * \text{ECPI proportion} + \text{Income on any segregated current pension assets}$$

Unutilised capital losses (except capital losses on segregated current pension assets) can be carried forward until they can be offset against assessable capital gains.

Adequacy opinion

By definition, the liabilities of an account-based income stream, in the absence of any unusual terms or guarantees, are equal to the value of the assets backing it. As such, I am satisfied that the amount of the assets at the end of the year, if accumulated together with the Fund's future earnings and contributions, will provide the amount required to discharge in full the liabilities as they fall due. No recommendation is needed with regard to future contributions.

Appendix C – Exempt current pension income proportion methodology

Methodology

Under section 295.390 of the ITAA 1997 the tax exempt proportion is calculated for the unsegregated pool of assets in the Fund for the year of income as:

$$\frac{\text{Average value of current pension liabilities}}{\text{Average value of superannuation liabilities}}$$

By definition, the value of the current pension liability at a particular time in respect of an account-based type pension is the value of the individual pension account. The value of the superannuation liabilities at a particular time is taken to be the account balances of all members and reserves at the relevant date. The average values above have been determined using a daily weighted average calculation which takes into account relevant information such as:

- ◆ the opening balances of each member's accumulation and pension accounts and any reserves;
- ◆ the size and timing of any pension commencements and commutations during the financial year;
- ◆ the size and timing of contributions, pension payments, withdrawals and transfers in to the Fund made during the financial year; and
- ◆ the contributions tax payable on concessional contributions.

The tax exempt proportion is the total average pension assets divided by total average Fund assets. This gives the average proportion of assets in the SMSF which were backing pension during the financial year, and therefore the proportion of net ordinary assessable income which is exempt from income tax.

Since the fund design consists only of accumulation and account-based pension accounts, no specific assumption has been made (or is needed) regarding rates of return on the Fund's assets; pension increases; or the liability calculation discount rate. No adjustment to the rate of the pension has been assumed other than that it will comply with Superannuation Industry Supervision (SIS) regulation requirements for allocated pensions, market linked pensions and/or account-based income streams.

Minimum pension standards

It was confirmed upon submission of the data for this report that all assets shown as supporting superannuation income streams are eligible for an exemption from income tax by virtue of having met the minimum pension standards for the financial year. Please note that, unless otherwise stated, we have not checked that these minimum pension standards have been met.

The standards for account-based income streams include a requirement for a minimum amount to be paid to the member over the year depending on the member's age, opening account balance and date of commencement. Where the minimum pension standards are not met the earnings on the assets supporting that income stream may not be eligible for an exemption from income tax and the tax exempt proportion shown in this certificate may not be correct.

Luxury Portraits Superannuation Fund
Statement of Taxable Income

For the year ended 30 June 2015



	2015
	\$
Benefits accrued as a result of operations	16,560.00
Less	
Increase in MV of investments	21,817.00
Exempt current pension income	1,240.00
Realised Accounting Capital Gains	(8,921.00)
	<u>14,136.00</u>
Add	
Pension non deductible expenses	2,657.00
Pension Payments	3,500.00
Foreign Credits	104.00
	<u>6,261.00</u>
Taxable Income or Loss	<u>8,685.00</u>
Income Tax on Taxable Income or Loss	1,302.75
Less	
Foreign Credits	73.54
CURRENT TAX OR REFUND	<u>1,229.21</u>
Supervisory Levy	259.00
Income Tax Instalments Paid	(2,532.00)
AMOUNT DUE OR REFUNDABLE	<u>(1,043.79)</u>

Luxury Portraits Superannuation Fund Tax Reconciliation Report

For the year ended 30 June 2015

Tax Return Label	Date	Account Code	Account Name	Amount \$
B - Gross Tax				
Sub-Total				1,302.75
Ignore Cents				0.00
Total				1,302.75
C1 - Foreign income tax offset				
	02/01/2015	23900/LUV.NYE1	Southwest Airlines Company	2.60
	12/02/2015	23900/AAPL.NDQ1	Apple Inc.	8.02
	03/03/2015	23900/SWKS.NDQ1	Skyworks Solutions, Inc.	3.75
	27/03/2015	23900/LAD.NYE1	Lithia Motors, Inc.	3.34
	14/05/2015	23900/AAPL.NDQ1	Apple Inc.	8.49
	29/05/2015	23900/LAD.NYE1	Lithia Motors, Inc.	4.24
	04/06/2015	23900/SWKS.NDQ1	Skyworks Solutions, Inc.	3.81
	09/06/2015	23900/ADI.NDQ1	Analog Devices, Inc.	30.43
	11/06/2015	23900/MSFT.NDQ1	Microsoft Corporation	30.82
	29/06/2015	23900/GILD.NDQ1	Gilead Sciences, Inc.	8.06
			Adjustment	(30.02)
Sub-Total				73.54
Ignore Cents				0.00
Total				73.54

Luxury Portraits Superannuation Fund
Tax Reconciliation Report

For the year ended 30 June 2015

Tax Return Label	Date	Account Code	Account Name	Amount \$
C - Non-refundable non-carry forward tax offsets				
				73.54
Sub-Total				73.54
Ignore Cents				0.00
Total				73.54
T2 - SUBTOTAL				
				1,229.21
Sub-Total				1,229.21
Ignore Cents				0.00
Total				1,229.21
E - Refundable tax offsets				
				0.00
Sub-Total				0.00
Ignore Cents				0.00
Total				0.00
T5 - TAX PAYABLE				
				1,229.21
Sub-Total				1,229.21
Ignore Cents				0.00
Total				1,229.21
H - Eligible credits				

User ID PE8XKRv

31 Mar 2016 00:13:58 (EDST)

Current client THE TRUSTEE FOR LUXURY PORTRAITS SUPERANNUATION FUND	TFN 938303053	ABN 74558603935
Represented by WEALTH SAFE ACCOUNTING PTY LTD		
Account name THE TRUSTEE FOR LUXURY PORTRAITS SUPERANNUATION FU	Number 938303053/00551	Description Income Tax Account

Itemised account - by Tax Office processed date

Transactions processed by the Tax Office during the period:

From 1 July 2014 To 31 March 2016

Process date	Effective date	Transaction description	Debit amount	Credit amount	Balance
01 Jul 2014		OPENING BALANCE			\$0.00
17 Aug 2015	14 Aug 2015	Payment received		\$7,731.70	\$7,731.70 CR
18 Aug 2015	15 May 2015	Tax return Self Man Superfund - Income Tax for the period from 01 Jul 13 to 30 Jun 14	\$7,105.70		\$626.00 CR
21 Aug 2015	01 Jul 2015	General interest charge (GIC) calculated from 01 Jul 14 to 30 Jun 15	\$86.14		\$539.86 CR
21 Aug 2015	01 Jul 2015	Remission of general interest charge (GIC)		\$86.14	\$626.00 CR
21 Aug 2015	21 Aug 2015	General interest charge (GIC) calculated from 01 Jul 15 to 20 Aug 15	\$78.80		\$547.20 CR
21 Aug 2015	21 Aug 2015	Remission of general interest charge (GIC)		\$78.80	\$626.00 CR
21 Aug 2015	27 Aug 2015	Credit offset to integrated client account	\$626.00		\$0.00
31 Mar 2016		CLOSING BALANCE			\$0.00

Tax Agent Portal

Start here

To do today

Home

Favourites

Your details

Your dealings

Reports

Correspondence

Your clients

Information

Directory

Add client

Authorisation

summary

Client accounts

Client

correspondence

Client details

Client dealings

Client forms

Client preferences

Client reports

Lodgment status -
income tax

Assessment notice
- income tax

Activity statement

Payment options

Mail

Inbox

New message

Sent

Online forms

Online tools and
calculators

Access manager

File transfer

Lodge file

File status

User ID PE8XKRv

31 Mar 2016 00:25:31 (EDST)

Current client

THE TRUSTEE FOR LUXURY PORTRAITS
SUPERANNUATION FUND

TFN

938303053

ABN

74558603935

Represented by

WEALTH SAFE ACCOUNTING PTY LTD

Account name

THE TRUSTEE FOR LUXURY PORTRAITS
SUPERANNUATION FU

Number

74558603935

Description

Integrated Client Account

Itemised account - by Tax Office processed date

To sort the list, select the column heading you want to sort by.
To view different dates, enter new details and select the 'Go' button.
To see all display options, select the 'More display options' button.

Transactions processed by the Tax Office during the period:

From To

	<u>Process date</u>	<u>Effective date</u>	<u>Transaction description</u>	<u>Debit amount</u>	<u>Credit amount</u>	<u>Balance</u>
	01 Jul 2014		Opening balance			\$0.00
	07 Sep 2014		Self assessed amount(s) for the period ended 30 Jun 14	\$0.00		
		28 Jul 2014	- pay as you go income tax instalment	\$626.00		\$626.00
	27 Sep 2014	26 Sep 2014	General interest charge calculated from 28 Jul 14 to 26 Sep 14	\$10.21		\$636.21
	27 Sep 2014	27 Sep 2014	Remission of general interest charge		\$10.21	\$626.00
	25 Oct 2014	24 Oct 2014	General interest charge calculated from 27 Sep 14 to 24 Oct 14	\$4.64		\$630.64
	25 Oct 2014	25 Oct 2014	Remission of general interest charge		\$4.64	\$626.00
	22 Nov 2014	21 Nov 2014	General interest charge calculated from 25 Oct 14 to 21 Nov 14	\$4.64		\$630.64
	22 Nov 2014	22 Nov 2014	Remission of general interest charge		\$4.64	\$626.00
	24 Jan 2015	23 Jan 2015	General interest charge calculated from 22 Nov 14 to 23 Jan 15	\$10.53		\$636.53
	24 Jan 2015	24 Jan 2015			\$10.53	\$626.00

		Remission of general interest charge		
21 Feb 2015	20 Feb 2015	General interest charge calculated from 24 Jan 15 to 20 Feb 15	<u>\$4.69</u>	\$630.69
21 Feb 2015	21 Feb 2015	Remission of general interest charge		\$4.69 \$626.00
28 Mar 2015	27 Mar 2015	General interest charge calculated from 21 Feb 15 to 27 Mar 15	<u>\$5.87</u>	\$631.87
28 Mar 2015	28 Mar 2015	Remission of general interest charge		\$5.87 \$626.00
25 Apr 2015	24 Apr 2015	General interest charge calculated from 28 Mar 15 to 24 Apr 15	<u>\$4.52</u>	\$630.52
25 Apr 2015	25 Apr 2015	Remission of general interest charge		\$4.52 \$626.00
30 May 2015	29 May 2015	General interest charge calculated from 25 Apr 15 to 29 May 15	<u>\$5.64</u>	\$631.64
30 May 2015	30 May 2015	Remission of general interest charge		\$5.64 \$626.00
13 Jun 2015	12 Jun 2015	General interest charge calculated from 30 May 15 to 12 Jun 15	<u>\$2.25</u>	\$628.25
13 Jun 2015	13 Jun 2015	Remission of general interest charge		\$2.25 \$626.00
25 Jul 2015	30 Jun 2015	General interest charge calculated from 13 Jun 15 to 30 Jun 15	<u>\$2.89</u>	\$628.89
25 Jul 2015	01 Jul 2015	Remission of general interest charge		\$2.89 \$626.00
25 Jul 2015	24 Jul 2015	General interest charge calculated from 01 Jul 15 to 24 Jul 15	<u>\$3.77</u>	\$629.77
25 Jul 2015	25 Jul 2015	Remission of general interest charge		\$3.77 \$626.00
21 Aug 2015	27 Aug 2015	Credit transferred in from another account		\$626.00 \$0.00
21 Aug 2015	20 Aug 2015	General interest charge calculated from 25 Jul 15 to 20 Aug 15	<u>\$4.25</u>	\$4.25
21 Aug 2015	21 Aug 2015			\$4.25 \$0.00

		Remission of general interest charge			
29 Aug 2015	28 Aug 2015	General interest charge calculated from 21 Aug 15 to 28 Aug 15	<u>\$0.94</u>		\$0.94
29 Aug 2015	29 Aug 2015	Remission of general interest charge		\$0.94	\$0.00
25 Sep 2015	24 Sep 2015	Payment received		\$633.00	\$633.00 CR
25 Sep 2015	24 Sep 2015	Payment received		\$633.00	\$1,266.00 CR
25 Sep 2015	24 Sep 2015	Payment received		\$633.00	\$1,899.00 CR
25 Sep 2015	24 Sep 2015	Payment received		\$633.00	\$2,532.00 CR
04 Oct 2015		Self assessed amount(s) for the period ended 30 Sep 14	\$0.00		
	29 Sep 2015	- pay as you go income tax instalment	<u>\$633.00</u>		\$1,899.00 CR
04 Oct 2015		Self assessed amount(s) for the period ended 31 Mar 15	\$0.00		
	29 Sep 2015	- pay as you go income tax instalment	<u>\$633.00</u>		\$1,266.00 CR
04 Oct 2015		Self assessed amount(s) for the period ended 30 Jun 15	\$0.00		
	29 Sep 2015	- pay as you go income tax instalment	<u>\$633.00</u>		\$633.00 CR
04 Oct 2015		Self assessed amount(s) for the period ended 31 Dec 14	\$0.00		
	29 Sep 2015	- pay as you go income tax instalment	<u>\$633.00</u>		\$0.00
10 Oct 2015		Closing balance			\$0.00

[More Display Options](#)
[Account List](#)
[Refund Request](#)
[Transfer Request](#)
[Payment Options](#)
[Printer Friendly Version](#)

Luxury Portraits Superannuation Fund

General Ledger



For The Period 01 July 2014 - 30 June 2015

Transaction Date	Description	Units	Debit	Credit	Balance \$
PAYG Payable (86000)					
<u>PAYG Payable (86000)</u>					
30/06/2015	Sep 2014 PAYG Tax instalment paid 29 Sep 2015			633.00	633.00 CR
30/06/2015	Dec 2014 PAYG Tax instalment paid 24 Sep 2015			633.00	1,266.00 CR
30/06/2015	Mar 2015 PAYG Tax instalment paid 29 Sep 2015			633.00	1,899.00 CR
30/06/2015	Jun 2015 PAYG Tax instalment paid 29 Sep 2015			633.00	2,532.00 CR
				2,532.00	2,532.00 CR

Total Debits: 0.00

Total Credits: 2,532.00

User ID PE8XKRv

31 Mar 2016 00:13:58 (EDST)

Current client THE TRUSTEE FOR LUXURY PORTRAITS SUPERANNUATION FUND	TFN 938303053	ABN 74558603935
Represented by WEALTH SAFE ACCOUNTING PTY LTD		
Account name THE TRUSTEE FOR LUXURY PORTRAITS SUPERANNUATION FU	Number 938303053/00551	Description Income Tax Account

Itemised account - by Tax Office processed date

Transactions processed by the Tax Office during the period:

From 1 July 2014 To 31 March 2016

Process date	Effective date	Transaction description	Debit amount	Credit amount	Balance
01 Jul 2014		OPENING BALANCE			\$0.00
17 Aug 2015	14 Aug 2015	Payment received		\$7,731.70	\$7,731.70 CR
18 Aug 2015	15 May 2015	Tax return Self Man Superfund - Income Tax for the period from 01 Jul 13 to 30 Jun 14	\$7,105.70		\$626.00 CR
21 Aug 2015	01 Jul 2015	General interest charge (GIC) calculated from 01 Jul 14 to 30 Jun 15	\$86.14		\$539.86 CR
21 Aug 2015	01 Jul 2015	Remission of general interest charge (GIC)		\$86.14	\$626.00 CR
21 Aug 2015	21 Aug 2015	General interest charge (GIC) calculated from 01 Jul 15 to 20 Aug 15	\$78.80		\$547.20 CR
21 Aug 2015	21 Aug 2015	Remission of general interest charge (GIC)		\$78.80	\$626.00 CR
21 Aug 2015	27 Aug 2015	Credit offset to integrated client account	\$626.00		\$0.00
31 Mar 2016		CLOSING BALANCE			\$0.00

Tax Agent Portal

Start here

To do today

Home

Favourites

Your details

Your dealings

Reports

Correspondence

Your clients

Information

Directory

Add client

Authorisation

summary

Client accounts

Client

correspondence

Client details

Client dealings

Client forms

Client preferences

Client reports

Lodgment status -
income tax

Assessment notice
- income tax

Activity statement

Payment options

Mail

Inbox

New message

Sent

Online forms

Online tools and
calculators

Access manager

File transfer

Lodge file

File status

User ID PE8XKRv

31 Mar 2016 00:25:31 (EDST)

Current client

THE TRUSTEE FOR LUXURY PORTRAITS
SUPERANNUATION FUND

TFN

938303053

ABN

74558603935

Represented by

WEALTH SAFE ACCOUNTING PTY LTD

Account name

THE TRUSTEE FOR LUXURY PORTRAITS
SUPERANNUATION FU

Number

74558603935

Description

Integrated Client Account

Itemised account - by Tax Office processed date

To sort the list, select the column heading you want to sort by.
To view different dates, enter new details and select the 'Go' button.
To see all display options, select the 'More display options' button.

Transactions processed by the Tax Office during the period:

From To

	<u>Process date</u>	<u>Effective date</u>	<u>Transaction description</u>	<u>Debit amount</u>	<u>Credit amount</u>	<u>Balance</u>
	01 Jul 2014		Opening balance			\$0.00
	07 Sep 2014		Self assessed amount(s) for the period ended 30 Jun 14	\$0.00		
		28 Jul 2014	- pay as you go income tax instalment	\$626.00		\$626.00
	27 Sep 2014	26 Sep 2014	General interest charge calculated from 28 Jul 14 to 26 Sep 14	\$10.21		\$636.21
	27 Sep 2014	27 Sep 2014	Remission of general interest charge		\$10.21	\$626.00
	25 Oct 2014	24 Oct 2014	General interest charge calculated from 27 Sep 14 to 24 Oct 14	\$4.64		\$630.64
	25 Oct 2014	25 Oct 2014	Remission of general interest charge		\$4.64	\$626.00
	22 Nov 2014	21 Nov 2014	General interest charge calculated from 25 Oct 14 to 21 Nov 14	\$4.64		\$630.64
	22 Nov 2014	22 Nov 2014	Remission of general interest charge		\$4.64	\$626.00
	24 Jan 2015	23 Jan 2015	General interest charge calculated from 22 Nov 14 to 23 Jan 15	\$10.53		\$636.53
	24 Jan 2015	24 Jan 2015			\$10.53	\$626.00

		Remission of general interest charge		
21 Feb 2015	20 Feb 2015	General interest charge calculated from 24 Jan 15 to 20 Feb 15	<u>\$4.69</u>	\$630.69
21 Feb 2015	21 Feb 2015	Remission of general interest charge		\$4.69 \$626.00
28 Mar 2015	27 Mar 2015	General interest charge calculated from 21 Feb 15 to 27 Mar 15	<u>\$5.87</u>	\$631.87
28 Mar 2015	28 Mar 2015	Remission of general interest charge		\$5.87 \$626.00
25 Apr 2015	24 Apr 2015	General interest charge calculated from 28 Mar 15 to 24 Apr 15	<u>\$4.52</u>	\$630.52
25 Apr 2015	25 Apr 2015	Remission of general interest charge		\$4.52 \$626.00
30 May 2015	29 May 2015	General interest charge calculated from 25 Apr 15 to 29 May 15	<u>\$5.64</u>	\$631.64
30 May 2015	30 May 2015	Remission of general interest charge		\$5.64 \$626.00
13 Jun 2015	12 Jun 2015	General interest charge calculated from 30 May 15 to 12 Jun 15	<u>\$2.25</u>	\$628.25
13 Jun 2015	13 Jun 2015	Remission of general interest charge		\$2.25 \$626.00
25 Jul 2015	30 Jun 2015	General interest charge calculated from 13 Jun 15 to 30 Jun 15	<u>\$2.89</u>	\$628.89
25 Jul 2015	01 Jul 2015	Remission of general interest charge		\$2.89 \$626.00
25 Jul 2015	24 Jul 2015	General interest charge calculated from 01 Jul 15 to 24 Jul 15	<u>\$3.77</u>	\$629.77
25 Jul 2015	25 Jul 2015	Remission of general interest charge		\$3.77 \$626.00
21 Aug 2015	27 Aug 2015	Credit transferred in from another account		\$626.00 \$0.00
21 Aug 2015	20 Aug 2015	General interest charge calculated from 25 Jul 15 to 20 Aug 15	<u>\$4.25</u>	\$4.25
21 Aug 2015	21 Aug 2015			\$4.25 \$0.00

		Remission of general interest charge			
29 Aug 2015	28 Aug 2015	General interest charge calculated from 21 Aug 15 to 28 Aug 15	<u>\$0.94</u>		\$0.94
29 Aug 2015	29 Aug 2015	Remission of general interest charge		\$0.94	\$0.00
25 Sep 2015	24 Sep 2015	Payment received		\$633.00	\$633.00 CR
25 Sep 2015	24 Sep 2015	Payment received		\$633.00	\$1,266.00 CR
25 Sep 2015	24 Sep 2015	Payment received		\$633.00	\$1,899.00 CR
25 Sep 2015	24 Sep 2015	Payment received		\$633.00	\$2,532.00 CR
04 Oct 2015		Self assessed amount(s) for the period ended 30 Sep 14	\$0.00		
	29 Sep 2015	- pay as you go income tax instalment	<u>\$633.00</u>		\$1,899.00 CR
04 Oct 2015		Self assessed amount(s) for the period ended 31 Mar 15	\$0.00		
	29 Sep 2015	- pay as you go income tax instalment	<u>\$633.00</u>		\$1,266.00 CR
04 Oct 2015		Self assessed amount(s) for the period ended 30 Jun 15	\$0.00		
	29 Sep 2015	- pay as you go income tax instalment	<u>\$633.00</u>		\$633.00 CR
04 Oct 2015		Self assessed amount(s) for the period ended 31 Dec 14	\$0.00		
	29 Sep 2015	- pay as you go income tax instalment	<u>\$633.00</u>		\$0.00
10 Oct 2015		Closing balance			\$0.00

[More Display Options](#)
[Account List](#)
[Refund Request](#)
[Transfer Request](#)
[Payment Options](#)
[Printer Friendly Version](#)