

WEBB SF

Statement of Financial Position

As At 30 Jun 2023

	As at 30 Jun 2022	Quantity	As at 30 Jun 2023	Quantity
	Balance		Balance	
Assets				
Investments				
Derivative Investments				
Cipherpoint Limited - Option Expiring 15-Feb-2022	\$ 0.67	336	\$ 0.00	0
Total Derivative Investments	\$ 0.67		\$ 0.00	
Managed Investments				
Australian Unity Childcare Property Fund	\$ 0.00		\$ 51,797.48	49,930.09790
Australian Unity Childcare Property Fund-AUS	\$ 49,930.09790	49,930.09790	\$ 0.00	0
Centuria Healthcare Property Fund	\$ 44,075.85	39,920.15970	\$ 40,379.24	39,920.15970
Total Managed Investments	\$ 93,087.23		\$ 92,176.72	
Shares in Listed Companies				
Alara Resources Limited	\$ 6,844.42	155,555	\$ 4,355.54	155,555
Australia And New Zealand Banking Group Limited	\$ 1,122.80	3,410	\$ 86,256.98	3,638
Australian Unity Limited - Mci Capital Note 5.00% Floating Rate Semi Non-Cum	\$ 70.54	260	\$ 21,814.00	260
Cipherpoint Limited	\$ 70.54	4,031	\$ 24.19	4,031
Commonwealth Bank Of Australia	\$ 61,458.40	680	\$ 68,183.60	680
Metcash Limited	\$ 52,436.08	12,367	\$ 46,499.92	12,367
National Australia Bank Limited	\$ 79,020.15	2,885	\$ 76,077.45	2,885
Pengana Private Equity Trust - Ordinary Units Fully Paid	\$ 16,332.38	21,900	\$ 33,288.00	21,900
Pepper Money Limited	\$ 16,332.38	13,841	\$ 19,515.81	13,841
Plato Income Maximiser Limited	\$ 49,140.00	42,000	\$ 76,222.86	60,018
TPG Telecom Limited	\$ 20,883.06	3,498	\$ 17,035.26	3,498
Tuas Limited	\$ 1,941.39	1,749	\$ 3,655.41	1,749
Wam Leaders Limited	\$ 50,694.12	34,722	\$ 60,498.90	41,580
Westpac Banking Corporation	\$ 52,728.00	2,704	\$ 57,703.36	2,704
White Energy Company Limited	\$ 1.64	164	\$ 0.50	6
Woodside Energy Group Ltd	\$ 32,636.00	1,025	\$ 35,301.00	1,025
Total Shares in Listed Companies	\$ 552,116.48		\$ 606,432.78	
Units In Listed Unit Trusts				
Switzer Higher Yield Fund (Managed Fund) - Switzer Higher Yield Fund (Managed Fund)	\$ 25,081.10		\$ 0.00	0
Total Units In Listed Unit Trusts	\$ 25,081.10		\$ 0.00	
Total Investments	\$ 670,285.48		\$ 698,609.50	
Other Assets				
Cash At Bank				
MBL Bank Account	\$ 65,073.71		\$ 72,148.88	
Total Cash At Bank	\$ 65,073.71		\$ 72,148.88	
Receivables				
Investment Income Receivable				
Distributions				
Managed Investments				
Australian Unity Childcare Property Fund	\$ 0.00		\$ 364.12	
Centuria Healthcare Property Fund	\$ 82.95		\$ 166.34	
Total Managed Investments	\$ 82.95		\$ 530.46	
Shares in Listed Companies				
Pengana Private Equity Trust - Ordinary Units Fully Paid	\$ 710.22		\$ 0.00	
Total Shares in Listed Companies	\$ 710.22		\$ 0.00	
Units In Listed Unit Trusts				
Switzer Higher Yield Fund (Managed Fund) - Switzer Higher Yield Fund (Managed Fund)	\$ 2,635.51		\$ 0.00	
Total Units In Listed Unit Trusts	\$ 2,635.51		\$ 0.00	
Total Distributions	\$ 2,156.68		\$ 530.46	
Total Investment Income Receivable	\$ 2,156.68		\$ 530.46	
Total Receivables	\$ 2,156.68		\$ 530.46	
Current Tax Assets				

Income Tax Payable	\$	0.01	\$	0.01
Provision for Income Tax	\$	-4,383.75	\$	-518.55
Franking Credits				
Shares in Listed Companies				
Australia And New Zealand Banking Group Limited	\$	2,206.00	\$	2,206.00
Australian Unity Limited - 5% Cap Note 5% Perp Semi Non-Cum	\$	557.14	\$	557.14
Commonwealth Bank Of Australia	\$	1,092.86	\$	1,224.00
Metcash Limited	\$	1,060.04	\$	1,192.54
National Australia Bank Limited	\$	1,570.27	\$	1,867.00
Pepper Money Limited	\$	533.87	\$	622.84
Plato Income Maximiser Limited	\$	0.00	\$	1,485.29
TPG Telecom Limited	\$	247.36	\$	269.84
Wam Leaders Limited	\$	1,116.06	\$	1,397.13
Westpac Banking Corporation	\$	1,402.21	\$	1,552.87
Woodside Energy Group Ltd	\$	0.00	\$	1,649.05
Woodside Petroleum Ltd	\$	822.31	\$	0.00
Total Shares in Listed Companies	\$	10,477.35	\$	14,023.70
Units In Listed Unit Trusts				
Switzer Higher Yield Fund (Managed Fund)	\$	11.05	\$	11.05
Total Units In Listed Unit Trusts	\$	38.66	\$	11.05
Total Franking Credits	\$	10,516.01	\$	14,034.75
Foreign Tax Credits				
Shares in Listed Companies				
Pengana Private Equity Trust - Ordinary Unit Fully Paid	\$	0.00	\$	0.00
Total Shares in Listed Companies	\$	9.31	\$	0.00
Total Foreign Tax Credits	\$	9.31	\$	0.00
Excessive Foreign Tax Credit Written Off	\$	-8.76	\$	0.00
Total Current Tax Assets	\$	6,132.82	\$	13,516.21
Total Other Assets	\$	73,363.21	\$	86,195.55
Total Assets	\$	743,648.69	\$	784,805.05

Liabilities**Member Payments**

Pensions Paid

Mr JOHN WEBB

John Robert Andrew Webb (Pension)	22.89	\$	0.00
John Robert Andrew Webb Pension Account	211	\$	0.00

Total Mr JOHN WEBB	\$	31.00	\$	0.00
---------------------------	-----------	--------------	-----------	-------------

Total Pensions Paid	\$	31.00	\$	0.00
----------------------------	-----------	--------------	-----------	-------------

Total Member Payments	\$	31.00	\$	0.00
------------------------------	-----------	--------------	-----------	-------------

Total Liabilities	\$	31.00	\$	0.00
--------------------------	-----------	--------------	-----------	-------------

Net Assets

Total Net Assets	\$	743,617.69	\$	784,805.05
-------------------------	-----------	-------------------	-----------	-------------------

Member Entitlements**Member Entitlement Accounts**

Mr JOHN WEBB

Accumulation	\$	56,126.32	\$	56,738.93
John Robert Andrew Webb (Pension)	\$	291,887.75	\$	309,180.94
John Robert Andrew Webb Pension Account	\$	103,459.04	\$	109,425.83

Total Mr JOHN WEBB	\$	451,473.11	\$	475,345.70
---------------------------	-----------	-------------------	-----------	-------------------

Mrs CHRISTINA WEBB

Pension Account 1	\$	292,144.58	\$	309,459.35
-------------------	----	------------	----	------------

Total Mrs CHRISTINA WEBB	\$	292,144.58	\$	309,459.35
---------------------------------	-----------	-------------------	-----------	-------------------

Total Member Entitlement Accounts	\$	743,617.69	\$	784,805.05
--	-----------	-------------------	-----------	-------------------

Total Member Entitlements	\$	743,617.69	\$	784,805.05
----------------------------------	-----------	-------------------	-----------	-------------------

WEBB SF

Operating Statement

From 1 Jul 2022 to 30 Jun 2023

	1 Jul 2021 to 30 Jun 2022	1 Jul 2022 to 30 Jun 2023
Income		
Member Receipts		
Contributions		
Employer		
Mr JOHN WEBB	\$ 22,044.78	\$ 458.19
Total Employer	\$ 22,044.78	\$ 458.19
Member		
Personal Concessional		
Mr JOHN WEBB	\$ 5,455.22	\$ 0.00
Total Personal Concessional	\$ 5,455.22	\$ 0.00
Total Member	\$ 5,455.22	\$ 0.00
Total Contributions	\$ 27,500.00	\$ 458.19
Total Member Receipts	\$ 27,500.00	\$ 458.19

Investment Gains

Increase in Market Value		
Derivative Investments		
Cipherpoint Limited - Option Expiring 15-Feb-2022	\$ -1.68	\$ -0.67
Total Derivative Investments	\$ -1.68	\$ -0.67
Managed Investments		
Australian Unity Childcare Property Fund	\$ 0.00	\$ 1,797.48
Australian Unity Childcare Property Fund-AUS4284AU	\$ -988.62	\$ 988.62
Centuria Healthcare Property Fund	\$ 3,085.83	\$ -3,696.61
Total Managed Investments	\$ 2,097.21	\$ -910.51
Shares in Listed Companies		
Alara Resources Limited	\$ 4,666.65	\$ -2,488.88
Australia And New Zealand Banking Group Limited	\$ -20,869.20	\$ 6,825.48
Australian Unity Limited - Mci Cap Note 5.00% Perp Semi Non-Cum	\$ -6,242.60	\$ 104.00
Cipherpoint Limited	\$ -58.45	\$ -46.35
Commonwealth Bank Of Australia.	\$ -6,453.20	\$ 6,725.20
Metcash Limited	\$ 3,091.75	\$ -5,936.16
National Australia Bank Limited	\$ 3,375.45	\$ -2,942.70
Pengana Private Equity Trust - Ordinary Units Fully Paid	\$ 869.97	\$ 2,190.00
Pepper Money Limited	\$ -20,207.86	\$ 3,183.43
Plato Income Maximiser Limited.	\$ -996.76	\$ 7,082.86
TPG Telecom Limited.	\$ -1,014.42	\$ -3,847.80
Tuas Limited	\$ 813.29	\$ 1,714.02
Wam Leaders Limited	\$ 694.44	\$ -195.22
Westpac Banking Corporation	\$ -17,062.24	\$ 4,975.36
White Energy Company Limited	\$ -19.68	\$ -1.14
Woodside Energy Group Ltd	\$ -8,040.69	\$ 2,665.00
Woodside Petroleum Ltd	\$ 17,911.44	\$ 0.00
Total Shares in Listed Companies	\$ -49,542.11	\$ 20,007.10
Units In Listed Unit Trusts		
Switzer Higher Yield Fund (Managed Fund) - Switzer Higher Yield Fund (Managed Fund)	\$ 0.00	\$ -114.16
Total Units In Listed Unit Trusts	\$ 0.00	\$ -114.16
Units In Unlisted Unit Trusts		
Share Purchase Reserve	\$ 110,000.00	\$ 0.00
Total Units In Unlisted Unit Trusts	\$ 110,000.00	\$ 0.00
Total Increase in Market Value	\$ 62,553.42	\$ 18,981.76
Total Investment Gains	\$ 62,553.42	\$ 18,981.76

Investment Income

Distributions		
Managed Investments		
Australian Unity Childcare Property Fund	\$ 0.00	\$ 1,512.01

Centuria Healthcare Property Fund	\$	2,195.40	\$	1,996.08
Total Managed Investments	\$	2,195.40	\$	3,508.09
Shares in Listed Companies				
Pengana Private Equity Trust - Ordinary Units Fully Paid	\$	719.53	\$	0.00
Total Shares in Listed Companies	\$	719.53	\$	0.00
Units In Listed Unit Trusts				
Switzer Higher Yield Fund (Managed Fund) - Switzer Higher Yield Fund (Managed Fund)	\$	1,811.42	\$	934.18
Total Units In Listed Unit Trusts	\$	1,811.42	\$	934.18
Total Distributions	\$	4,726.35	\$	4,442.27
Dividends				
Shares in Listed Companies				
Australia And New Zealand Banking Group Limited	\$	6,917.43	\$	7,353.32
Australian Unity Limited - Mci Cap Note 5.00% Perp Semi Non-Cum	\$	1,857.14	\$	1,857.14
Commonwealth Bank Of Australia.	\$	3,642.86	\$	4,080.00
Metcash Limited	\$	3,533.45	\$	3,975.12
National Australia Bank Limited	\$	5,234.22	\$	6,223.35
Pengana Private Equity Trust - Ordinary Units Fully Paid	\$	0.00	\$	723.19
Pepper Money Limited	\$	1,779.56	\$	2,076.14
Plato Income Maximiser Limited.	\$	0.00	\$	4,950.99
TPG Telecom Limited.	\$	824.53	\$	899.48
Wam Leaders Limited	\$	3,720.21	\$	4,657.11
Westpac Banking Corporation	\$	4,674.05	\$	5,176.23
Woodside Energy Group Ltd	\$	0.00	\$	5,496.83
Woodside Petroleum Ltd	\$	2,741.03	\$	0.00
Total Shares in Listed Companies	\$	34,924.48	\$	47,468.90
Total Dividends	\$	34,924.48	\$	47,468.90
Interest				
Cash At Bank				
MBL Bank Account	\$	76.10	\$	1,148.76
Total Cash At Bank	\$	76.10	\$	1,148.76
Units In Listed Unit Trusts				
Switzer Higher Yield Fund (Managed Fund) - Switzer Higher Yield Fund (Managed Fund)	\$	89.61	\$	0.00
Total Units In Listed Unit Trusts	\$	89.61	\$	0.00
Units In Unlisted Unit Trusts				
Share Purchase Reserve	\$	23,825.00	\$	0.00
Total Units In Unlisted Unit Trusts	\$	23,825.00	\$	0.00
Total Interest	\$	23,990.71	\$	1,148.76
Total Investment Income	\$	63,641.54	\$	53,059.93
Other Income				
Sundry	\$	10,000.00	\$	0.00
Total Other Income	\$	10,000.00	\$	0.00
Total Income	\$	163,694.96	\$	72,499.88

Expenses**Member Payments**

Lump Sums Paid

Mr JOHN WEBB

Accumulation

\$ 0.00 \$ 4,124.95

Total Mr JOHN WEBB

\$ 0.00 \$ 4,124.95

Total Lump Sums Paid

\$ 0.00 \$ 4,124.95

Pensions Paid

Mr JOHN WEBB

John Robert Andrew Webb (Pension)

\$ 6,164.00 \$ 7,350.00

John Robert Andrew Webb Pension Account 2

\$ 2,184.00 \$ 2,769.00

Total Mr JOHN WEBB

\$ 8,348.00 \$ 10,119.00

Mrs CHRISTINA WEBB

Pension Account 1

\$ 6,170.00 \$ 7,350.00

Total Mrs CHRISTINA WEBB	\$	6,170.00	\$	7,350.00
Total Pensions Paid	\$	14,518.00	\$	17,469.00
Total Member Payments	\$	14,518.00	\$	21,593.95
Other Expenses				
Accountancy Fee	\$	2,090.00	\$	2,090.00
Actuarial Fee	\$	198.00	\$	198.00
Adviser Fee	\$	3,574.00	\$	3,024.00
Auditor Fee	\$	847.00	\$	847.00
SMSF Supervisory Levy	\$	259.00	\$	259.00
Total Other Expenses	\$	6,968.00	\$	6,418.00
Investment Losses				
Realised Capital Losses				
Units In Listed Unit Trusts				
Switzer Higher Yield Fund (Managed Fund) - Switzer Higher Yield Fund (Managed Fund)	\$	0.00	\$	2,782.02
Total Units In Listed Unit Trusts	\$	0.00	\$	2,782.02
Total Realised Capital Losses	\$	0.00	\$	2,782.02
Total Investment Losses	\$	0.00	\$	2,782.02
Total Expenses	\$	21,486.00	\$	30,793.97
Income Tax				
Income Tax Expense				
Income Tax Expense	\$	4,383.75	\$	518.55
Excessive Foreign Tax Credit Writeoff Expense	\$	8.76	\$	0.00
Total Income Tax Expense	\$	4,392.51	\$	518.55
Total Income Tax	\$	4,392.51	\$	518.55
Net Profit (Loss) Total	\$	137,816.45	\$	41,187.36

Level 2/11 York Street
Sydney NSW 2000

GPO Box 5311
Sydney NSW 2001

limeactuarial.com.au
certificates@limeactuarial.com.au
1300 546 300
02 8096 5901

15 November 2023

Certificate No. 314222.1

The Trustees
WEBB SUPERANNUATION FUND

Dear Trustees,

SECTION 295-390 ACTUARIAL CERTIFICATE

This Actuarial Certificate is prepared for WEBB SUPERANNUATION FUND for the financial year ending 30 June 2023. It complies with The Institute of Actuaries of Australia Professional Standard 406.

Information I have relied upon

This Actuarial Certificate relies upon information provided to us by Ocean View Solutions Pty Ltd on behalf of the Trustees of WEBB SUPERANNUATION FUND. The key information I have relied upon is shown in Appendix 1.

You have stated that:

- Any assets segregated by election (using separate asset pools) have been removed from the data entered.
- The Fund has met the Minimum Pension Standards. That is, the required minimum amount has been withdrawn from the pension during the financial year.
- The types of pensions in the Fund include Allocated Pensions, Market-linked pensions, Term allocated pensions and Account based pensions. They do not include Defined Benefits pensions.
- The pensions valued meet the requirements to be considered Retirement Superannuation Income Streams under the Income Tax Assessment Act 1997.

My calculations have been based on draft financial statements. If any information provided, as shown in Appendix 1, changes materially then you should revise that information and obtain an updated Actuarial Certificate. If you don't have login details then you can contact Lime Actuarial to obtain your login details. There is no charge for updating your Actuarial Certificate.

Exempt proportion

The fund had unsegregated assets during these periods:

- 1 July 2022 to 30 June 2023

For the remainder of the year (if applicable), all assets were segregated. During the period where there were unsegregated assets, the exempt proportion of assessable income is calculated as follows:

	Start of year	End of year	Average
Unsegregated Retirement Income Stream Liabilities	\$687,491	\$728,066*	\$686,406
Unsegregated Superannuation liabilities	\$743,618	\$784,913*	\$741,914
Exempt Proportion			92.52%

*Estimate

The estimated net assets at 30 June 2023 were \$784,913.

The average liabilities are calculated with regard to all transactions taking place during the period in which there were unsegregated assets.

I certify that **92.52%** of investment income earned by the fund during the year ended 30 June 2023 and relating to unsegregated assets, is exempt from tax. The specific exempt percentages for each member are:

	Tax exempt %	Taxable %
CHRISTINA WEBB	39.32%	0.00%
JOHN ROBERT ANDREW WEBB	53.20%	7.48%
Reserves	0.00%	0.00%
Total	92.52%	7.48%

Adequacy

By definition, the value of assets and liabilities of account based income streams must be equal. Therefore I am satisfied that the value of assets at 30 June 2023 is sufficient to meet the fund's liabilities as they fall due.

Yours sincerely,



Greg Einfeld MEd, MBA
Fellow of the Institute of Actuaries of Australia

APPENDIX 1: INFORMATION YOU HAVE PROVIDED

Fund details

Fund name	WEBB SUPERANNUATION FUND
Fund ABN	33625613361
Trustee Type	Corporate
Trustee name	Erimos Pty Limited
Financial Year	2022-2023
Fund established during the financial year?	No
Fund wound up during the financial year?	No
Are there any assets segregated by election?	No

Member details

Member name	Date of birth	Joined during this year?	Exited the fund?	Exit the fund as a result of death?
CHRISTINA WEBB	19/06/1954	No	No	No
JOHN ROBERT ANDREW WEBB	20/08/1947	No	No	No

Opening Balances

Name	Non Retirement Balance	Retirement Balance	Fund Reserves
CHRISTINA WEBB	\$0.00	\$292,144.58	N/A
JOHN ROBERT ANDREW WEBB	\$56,126.32	\$395,346.79	N/A
Reserve	N/A	N/A	\$0.00

Eligibility for Segregation

Name	Yes / No
The fund is eligible for segregation	Yes

Member Cash (External) Transactions

Transaction Type	Date	Amount	Member
Retirement Withdrawal	05/06/2023	\$7,350.00	CHRISTINA WEBB
Concessional Contribution	05/04/2023	\$458.19	JOHN ROBERT ANDREW WEBB
Non Retirement Withdrawal	28/04/2023	\$4,124.95	JOHN ROBERT ANDREW WEBB
Retirement Withdrawal	05/06/2023	\$2,769.00	JOHN ROBERT ANDREW WEBB
Retirement Withdrawal	05/06/2023	\$7,350.00	JOHN ROBERT ANDREW WEBB

Non Cash (Internal) Transactions

Transaction Type	Date	Member	Amount
No non cash (Internal) transactions found.			

Closing Balances

Date	Amount
30/6/2023	\$784,912.60*

*Estimate

APPENDIX 2:**Description of Member Cash Transaction Types**

Transaction Type	Includes
Concessional Contribution	One off and regular Concessional contributions
Non-Concessional Contribution	Non-Concessional Contributions
Transfer In	Transfers from outside the fund into accumulation accounts including Rollovers In and Insurance claims received.
Non Retirement Withdrawal	One off and regular amounts paid out of the fund from TTR accounts where the member has not met a condition of release and from accumulation accounts. Includes lump sum benefits, death benefits, rollovers out, insurance premiums, and pension drawdowns from TTR accounts where the member has not met a condition of release.
Retirement Withdrawal	One off and regular amounts paid out of the fund from TTR accounts where the member has met a condition of release and from Account Based Pension accounts. Includes pension drawdowns, lump sum benefits, death benefits, rollovers out, insurance premiums.

Description of Non-Cash Transaction Types

Transaction Type	Includes
Account Based Pension Commencements	Account Based Pensions commenced during the financial year. Do not include pensions commenced in previous years, these are shown as opening balances. Do not include TTR Pensions. An Account Based Pension commencement involves transferring member balances from Accumulation to Account Based Pension.
Retirement Pension Commutation	Retirement Pensions ceased either in part or in entirety, where balances are transferred from Retirement (TTR pension where a condition of release has been met, and Account Based Pension) to Accumulation.
Retirement Pension Reversion	Transfers of a retirement pension balance from a deceased member to a surviving spouse.
Conversions from TTR to Retirement Pension	Conversion of a TTR to a Retirement Pension when a member meets a condition of release.
Contribution Split	Contributions which are split from one spouse to another. The amount split will be up to 85% of the original concessional contribution. Note that the original concessional contribution will also be shown on this form if it took place in the same year.
Transfers from Reserves to Non Retirement	Transfer from reserve account to a member Accumulation account or TTR pension.
Transfers from Reserves to Retirement	Transfer from reserve account to a member TTR pension where a condition of release has been met or Account Based Pension.

APPENDIX 3: ASSUMPTIONS

I have assumed that all transactions occur before investment income is earned each day

No assumptions are required to calculate the rate of increase in pension liability and earning rate as by definition, the value of assets and liabilities of account based income streams must be equal.



Enquiries: 1300 997 774
Mail: GPO Box 804
Melbourne VIC 3001
Web: australianunity.com.au
Email: australianunitywealth@unitregistry.com.au
Issued by: Australian Unity Funds Management Limited
ABN 60 071 497 115
AFSL 234454

Webb Superannuation Fund
PO Box 472
BALGOWLAH NSW 2093

Account Name
Erimos Pty Limited <Webb Superannuation Fund>

Account Number
22019186

Account Holder Name **TFN/ABN**
Webb Superannuation Supplied
Fund

Financial Adviser
Michael Walker
+61 2 8404 0543

Periodic Statement

01 Jul 2022 to 30 Jun 2023

Australian Unity Childcare Property Fund

Dear Investor(s)

Set out below are the details of your Australian Unity Childcare Property Fund investment and a transaction history for the period.

Please keep this statement for future reference.

Investment Summary - 30 Jun 2023

Date	Investment Fund	Price	Units Held	Market Value	%
30/06/2023	Australian Unity Childcare Property Fund	\$1.0374	49,930.0979	\$51,797.48	100.00
30/06/2023	Total Investments			\$51,797.48	

Australian Unity Childcare Property Fund - Transaction List

Date	Transactions	Unit Price (\$)	Transaction Units	Amount (AUD)	Unit Balance
01/07/2022	Opening Balance	0.9816		49,011.38	49,930.0979
01/10/2022	Distribution		0.0000	407.31	49,930.0979
30/12/2022	Distribution		0.0000	354.52	49,930.0979
01/04/2023	Distribution		0.0000	386.06	49,930.0979
30/06/2023	Closing Balance	1.0374		51,797.48	49,930.0979

Return on Investment	Termination Value
\$3,933.99	\$51,797.48

ERIMOS PTY LIMITED
 <WEBB SUPER FUND A/C>
 2/186 WOODLAND STREET
 NORTH BALGOWLAH NSW 2093

Centuria Healthcare Property Fund Quarterly Distribution Statement

ARSN: 638 821 360

UNITHOLDER REFERENCE: 0011376673

TAX REFERENCE: Quoted

STATEMENT PERIOD: 01 April 2023 - 30 June 2023

TABLE A TRANSACTION SUMMARY - UNIT MOVEMENT					
Date	Transaction	Number of units	Price per unit (\$)	Total value (\$)	Balance of units
01/04/2023	Opening Balance	39,920.1597	\$1.0939	\$43,668.66	39,920.1597
30/06/2023	Closing Balance	39,920.1597	\$1.0115	\$40,379.24	39,920.1597

TABLE B FUND DISTRIBUTION SUMMARY					
Record Date	Payment Date	Transaction	Gross Distribution (\$)	Withholding Tax (\$)	Net Distribution (\$)
28/04/2023	10/05/2023	Centuria Healthcare Property Fund Apr 2023 Monthly Distribution	\$166.34	\$0.00	\$166.34
31/05/2023	09/06/2023	Centuria Healthcare Property Fund May 2023 Monthly Distribution	\$166.34	\$0.00	\$166.34
30/06/2023	21/07/2023	Centuria Healthcare Property Fund Jun 2023 Monthly Distribution	\$166.34	\$0.00	\$166.34
Total for statement period			\$499.02	\$0.00	\$499.02

Financial Year Summary

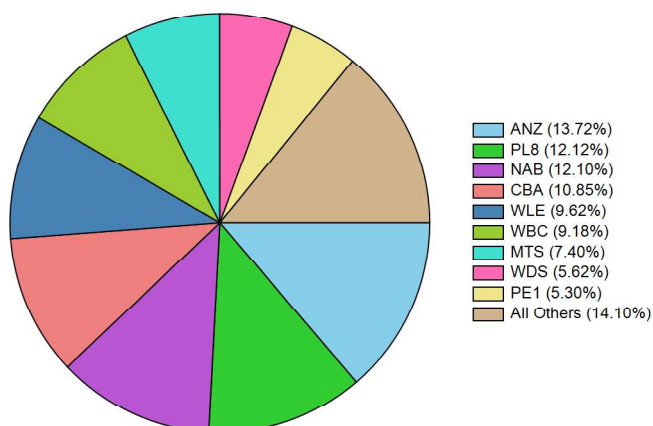
1 JULY 2022 - 30 JUNE 2023

AUSIEX

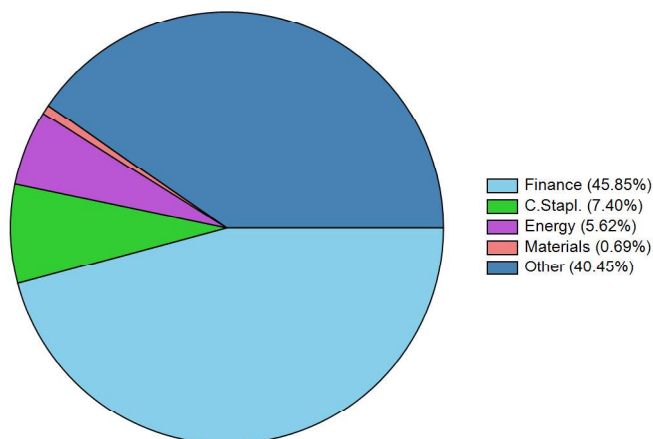
Portfolio Valuation	Account Number	Account Name	Value as at 30 June 2023
Shares	6740505	ERIMOS PTY. LIMITED <WEBB SUPER FUND A/C>	\$628,651.93
TOTAL PORTFOLIO VALUE			\$628,651.93

Allocation as at 30 June 2023

Shares in your portfolio



Sectors in your portfolio



Estimated Interest & Dividends 2022-2023 Financial Year

Est. Franked Dividends	\$32,722.01
Est. Unfranked Dividends	\$3,515.90
Est. Franking Credits	\$14,023.70
Est. Interest Received from Interest Rate Securities	\$0.00
TOTAL INCOME	\$36,237.91

Fees & Charges 2022-2023 Financial Year

Total Brokerage (inc. GST)	\$0.00
Total Subscriptions (inc. GST)	\$0.00
Other Fees (inc. GST)	Nil
TOTAL FEES & CHARGES	\$0.00

DISCLAIMER

This statement is issued by Australian Investment Exchange Limited ABN 71 076 515 930 AFSL 241400 ("AUSIEX"), a Market Participant of ASX Limited and Cboe Australia Pty Limited, a Clearing Participant of ASX Clear Pty Limited and a Settlement Participant of ASX Settlement Pty Limited. AUSIEX is a wholly owned, but not guaranteed, subsidiary of Nomura Research Institute, LTD. Information contained in this statement is believed to be accurate at the time the statement is generated. NRI and its subsidiaries do not accept any liability for any errors or omissions contained in this statement, or any responsibility for any action taken in reliance on this statement.

This statement is a summary document only and it is not intended to replace any document which contains information that may be required for taxation purposes. You should therefore retain your CHESSE statements, dividend statements, confirmations and bank account statements for your records in this regard. If there are any errors in this statement, please contact us as set out below. The total brokerage outlined does not include any rebates you may have received over the financial year. Please refer to your transaction statement records for any rebates you may have received for the statement period. This statement only includes dividends paid for holdings held with AUSIEX. Any dividends paid (based on the ex-dividend date) prior to holdings being transferred to AUSIEX are not included in this report. This report may not include information on some accounts if you have switched products during the financial year. AUSIEX is not a registered tax practitioner and the information provided in this report does not constitute tax advice. The above information, whilst based upon your holdings, only takes into account those of your circumstances of which we are aware. It is recommended that you provide the statement to your tax adviser or accountant in order that your particular circumstances can be properly addressed.

Address Locked Bag 3005, Australia Square NSW 1215 | Enquiries 1800 252 351 | 8:30am - 5:30pm Sydney time, Mon to Fri | www.ausieux.com.au

Portfolio Valuation

30 JUNE 2023

AUSIEX

SHARES - 6740505 - HIN 25205022

ERIMOS PTY. LIMITED <WEBB SUPER FUND A/C>

Portfolio	Units	Unit Price	Portfolio Value	% of Portfolio
ANZ - ANZ GROUP HOLDINGS FPO (ORDINARY FULLY PAID)	3,638	\$23.7100	\$86,256.98	13.72%
AUQ - ALARA RESOURCES LTD FPO (ORDINARY FULLY PAID)	155,555	\$0.0280	\$4,355.54	0.69%
AYUPA - AUSTRALIAN UNITY LTD NR6QU (MCI CAP NOTE 5.00% PERP SEMI NON-CUM)	260	\$83.9000	\$21,814.00	3.47%
CBA - COMMONWEALTH BANK. FPO (ORDINARY FULLY PAID)	680	\$100.2700	\$68,183.60	10.85%
CPT - CIPHERPOINT LIMITED FPO (ORDINARY FULLY PAID)	4,031	\$0.0060	\$24.19	0.00%
MTS - METCASH LIMITED FPO (ORDINARY FULLY PAID)	12,367	\$3.7600	\$46,499.92	7.40%
NAB - NATIONAL AUST. BANK FPO (ORDINARY FULLY PAID)	2,885	\$26.3700	\$76,077.45	12.10%
PE1 - PENGANA PRIVATE UNITS (ORDINARY UNITS FULLY PAID)	21,900	\$1.5200	\$33,288.00	5.30%
PL8 - PLATO INC MAX LTD. FPO (ORDINARY FULLY PAID)	60,018	\$1.2700	\$76,222.86	12.12%
PPM - PEPPERMONEY FPO (ORDINARY FULLY PAID)	13,841	\$1.4100	\$19,515.81	3.10%
SHYF - SWITZER HIGHER YIELD SWITZERLY (SWITZER HIGHER YIELD FUND (MANAGED FUND))	755	\$29.4000	\$22,219.65	3.53%
TPG - TPG TELECOM LIMITED. FPO (ORDINARY FULLY PAID)	3,498	\$4.8700	\$17,035.26	2.71%
TUA - TUAS LIMITED FPO (ORDINARY FULLY PAID)	1,749	\$2.0900	\$3,655.41	0.58%
WBC - WESTPAC BANKING CORP FPO (ORDINARY FULLY PAID)	2,704	\$21.3400	\$57,703.36	9.18%
WDS - WOODSIDE ENERGY FPO (ORDINARY FULLY PAID)	1,025	\$34.4400	\$35,301.00	5.62%
WLE - WAM LEADERS LIMITED FPO (ORDINARY FULLY PAID)	41,580	\$1.4550	\$60,498.90	9.62%
		TOTAL	\$628,651.93	100.00%

Less:SHYF \$22,219.65

TOTAL \$606,432.28

DISCLAIMER

This statement is issued by Australian Investment Exchange Limited ABN 71 076 515 930 AFSL 241400 ("AUSIEX"), a Market Participant of ASX Limited and Cboe Australia Pty Limited, a Clearing Participant of ASX Clear Pty Limited and a Settlement Participant of ASX Settlement Pty Limited. AUSIEX is a wholly owned, but not guaranteed, subsidiary of Nomura Research Institute, LTD. Information contained in this statement is believed to be accurate at the time the statement is generated. NRI and its subsidiaries do not accept any liability for any errors or omissions contained in this statement, or any responsibility for any action taken in reliance on this statement.

This statement is a summary document only and it is not intended to replace any document which contains information that may be required for taxation purposes. You should therefore retain your CHESSE statements, dividend statements, confirmations and bank account statements for your records in this regard. If there are any errors in this statement, please contact us as set out below. The total brokerage outlined does not include any rebates you may have received over the financial year. Please refer to your transaction statement records for any rebates you may have received for the statement period. This statement only includes dividends paid for holdings held with AUSIEX. Any dividends paid (based on the ex-dividend date) prior to holdings being transferred to AUSIEX are not included in this report. This report may not include information on some accounts if you have switched products during the financial year. AUSIEX is not a registered tax practitioner and the information provided in this report does not constitute tax advice. The above information, whilst based upon your holdings, only takes into account those of your circumstances of which we are aware. It is recommended that you provide the statement to your tax adviser or accountant in order that your particular circumstances can be properly addressed.

Address Locked Bag 3005, Australia Square NSW 1215 | Enquiries 1800 252 351 | 8:30am - 5:30pm Sydney time, Mon to Fri | www.ausix.com.au



Automic
GPO Box 5193, Sydney, NSW, 2001
P 1300 288 664 (Within Australia)
P +61 (0)2 9698 5414 (Outside Australia)
F +61 (0)2 8583 3040
E hello@automic.com.au ABN 27152260814

WEC Transaction History



WEC Transaction history from: 01-June-2022 to: 30-June-2023

Date	Description	Amount	Closing Balance
02-September-2022	Capital reconstruction - consolidation	-158	6



Transaction History

◀ **View:** AGPL, X*****5022 (ERIMOS PTY LIMITED <WEBB SUPER FUND A/C>)


Date range from (dd/mm/yyyy) 30/10/2021  **to** (dd/mm/yyyy) 

Displaying Transaction History from 30 Oct 2021 to 30 Oct 2023

HIN/SRN EMP ID	Security Code	Date	Transaction	Change	Running Balance
X*****5022	SHYF	28/06/2023	Register Removal	-755	0

Viewing 1 - 1 of 1

All material copyright © 2023 Link Market Services Limited

Ask us now 



003 000006

ERIMOS PTY LIMITED
<WEBB SUPER FUND A/C>
PO BOX 472
BALGOWLAH NSW 2093

Payment date: 28 June 2023

SRN/HIN: X*****5022

Dear Unitholder

TERMINATION PAYMENT CONFIRMATION STATEMENT

Switzer Higher Yield Fund (Managed Fund) (SHYF) Units registered in your name as at 7.00pm (Sydney time) on 8 June 2023 (**Termination Date**) were cancelled in accordance with the Notice of Intention to Terminate dated 8 May 2023.

The termination proceeds paid to you has been calculated on the basis of the SHYF Units you held as at the termination date. Your payment detailed below.

SHYF Units held on Termination Date	Net Asset Value (NAV) price on Termination Date	Termination Payment (A\$)
755	\$29.3840	\$22,184.92

The taxation consequences of the termination will vary depending on your personal taxation and financial circumstances. SHYF Unitholders should seek professional taxation advice in relation to their own position.

Personal Information Collection Notification Statement: Personal information about you is held on the public register in accordance with Chapter 2C of the *Corporations Act 2001*. For details about Link Group's personal information handling practices including collection, use and disclosure, how you may access and correct your personal information and raise privacy concerns, visit our website at www.linkmarketservices.com.au for a copy of the Link Group condensed privacy statement, or contact us by phone on +61 1300 420 094 (free call within Australia) 9am–5pm (Sydney time) Monday to Friday (excluding public holidays) to request a copy of our complete privacy policy.

Please retain in a safe place as a charge may be levied for replacement.

PAYMENT INSTRUCTIONS:

MACQUARIE BANK

BSB: 182-222

ACC: *****5763

ACCOUNT NAME: WEBB SUPERANNUATION FUND



Macquarie Cash Management Account

MACQUARIE BANK LIMITED
ABN 46 008 583 542 AFSL 237502

enquiries 1800 806 310
transact@macquarie.com
www.macquarie.com.au

GPO Box 2520
Sydney, NSW 2001



ERIMOS PTY LTD
PO BOX 472
BALGOWLAH NSW 2093

1 Shelley Street
Sydney, NSW 2000

account balance **\$72,148.88**
as at 30 Jun 23

account name ERIMOS PTY LTD ATF
WEBB SUPERANNUATION FUND
account no. 120505763

transaction	description	debits	credits	balance
30.12.22	OPENING BALANCE			66,226.94
10.01.23	Deposit CenHeathleyHPF 0011376673		166.34	66,393.28
17.01.23	Deposit Australian Unity 22019186/DISTRIB		354.52	66,747.80
19.01.23	Deposit SHYF DST 001288479113		166.94	66,914.74
23.01.23	Deposit PE1 DISTRIBUTION AUI23/00800260		723.19	67,637.93
27.01.23	Funds transfer ADV FEE M WALKER	756.00		66,881.93
30.01.23	Deposit METCASH LIMITED S00010542561		1,422.21	68,304.14
31.01.23	Interest MACQUARIE CMA INTEREST PAID*		117.10	68,421.24
31.01.23	Deposit PLATO INCOME MAX cm-306742		330.10	68,751.34
10.02.23	Deposit CenHeathleyHPF 0011376673		166.34	68,917.68
28.02.23	Interest MACQUARIE CMA INTEREST PAID*		107.09	69,024.77
28.02.23	Deposit PLATO INCOME MAX cm-386079		330.10	69,354.87

how to make a transaction

online
Log in to www.macquarie.com.au/personal

by phone
Call 133 275 to make a phone transaction

transfers from another bank account
Transfer funds from another bank to this account:
BSB 182 222
ACCOUNT NO. 120505763

deposits using BPay
From another bank



Bill code: 20206
Ref: 120 505 763

continued on next



Macquarie Cash Management Account

enquiries 1800 806 310

account name ERIMOS PTY LTD ATF
WEBB SUPERANNUATION FUND
account no. 120505763

transaction	description	debits	credits	balance
10.03.23	Deposit	CenHeathleyHPF 0011376673	166.34	69,521.21
30.03.23	Deposit	CBA DIV 001291369556	1,428.00	70,949.21
31.03.23	Interest	MACQUARIE CMA INTEREST PAID*	126.99	71,076.20
31.03.23	Deposit	PLATO INCOME MAX cm-484907	330.10	71,406.30
05.04.23	Deposit	WOODSIDE FIN22/00691716	2,208.26	73,614.56
05.04.23	Deposit	SuperChoice P/L PC290323-157745509	458.19	74,072.75
11.04.23	Deposit	CenHeathleyHPF 0011376673	166.34	74,239.09
13.04.23	Deposit	TPG TELECOM LTD APR23/00802729	314.82	74,553.91
14.04.23	Deposit	PEPPER MONEY S00010542561	705.89	75,259.80
17.04.23	Deposit	AYUPA DIV 001295434751	648.23	75,908.03
18.04.23	Deposit	Australian Unity 22019186/DISTRIB	386.06	76,294.09
20.04.23	Deposit	SHYF DST 001295431596	185.84	76,479.93
28.04.23	Interest	MACQUARIE CMA INTEREST PAID*	128.89	76,608.82
28.04.23	Deposit	PLATO INCOME MAX cm-588378	330.10	76,938.92
28.04.23	Funds transfer	ADV FEE M WALKER	756.00	76,182.92
28.04.23	BPAY	BPAY TO TAX OFFICE PAYMENTS	4,124.95	72,057.97
03.05.23	BPAY	BPAY TO BOARDROOM PTY LTD	10,000.00	62,057.97
10.05.23	Deposit	CenHeathleyHPF 0011376673	166.34	62,224.31
26.05.23	Deposit	SHYF DST 001296034973	299.67	62,523.98
31.05.23	Interest	MACQUARIE CMA INTEREST PAID*	134.78	62,658.76
31.05.23	Deposit	WAM Leaders Ltd S00010542561	1,871.10	64,529.86
31.05.23	Deposit	PLATO INCOME MAX cm-698687	330.10	64,859.96
05.06.23	Funds transfer	TRANSACT FUNDS TFR TO JRA WEBB	17,500.00	47,359.96
09.06.23	Deposit	CenHeathleyHPF 0011376673	166.34	47,526.30
27.06.23	Deposit	WBC DIVIDEND 001296274659	1,892.80	49,419.10
28.06.23	Deposit	SHYF FNL DST 001298080945	104.13	49,523.23
28.06.23	Deposit	SHYF RED 001298081153	22,184.92	71,708.15

continued on next



Macquarie Cash Management Account

enquiries 1800 806 310

account name ERIMOS PTY LTD ATF
WEBB SUPERANNUATION FUND
account no. 120505763

	transaction	description	debits	credits	balance
30.06.23	Interest	MACQUARIE CMA INTEREST PAID*		110.63	71,818.78
30.06.23	Deposit	PLATO INCOME MAX cm-794181		330.10	72,148.88
		CLOSING BALANCE AS AT 30 JUN 23	33,136.95	39,058.89	72,148.88

* Stepped interest rates for the period 31 December to 21 February: balances \$0.00 to \$4,999.99 earned 2.00% balances \$5,000.00 and above earned 2.00% pa (53 days); 22 February to 21 March: balances \$0.00 to \$4,999.99 earned 2.10% balances \$5,000.00 and above earned 2.10% pa (28 days); 22 March to 18 May: balances \$0.00 to \$4,999.99 earned 2.25% balances \$5,000.00 and above earned 2.25% pa (58 days); 19 May to 22 June: balances \$0.00 to \$4,999.99 earned 2.50% balances \$5,000.00 and above earned 2.50% pa (35 days); 23 June to 30 June: balances \$0.00 to \$4,999.99 earned 2.75% balances \$5,000.00 and above earned 2.75% pa (8 days)



Macquarie Cash Management Account

MACQUARIE BANK LIMITED
ABN 46 008 583 542 AFSL 237502

enquiries 1800 806 310
transact@macquarie.com
www.macquarie.com.au

GPO Box 2520
Sydney, NSW 2001



ERIMOS PTY LTD
PO BOX 472
BALGOWLAH NSW 2093

1 Shelley Street
Sydney, NSW 2000

account balance **\$66,226.94**
as at 30 Dec 22

account name ERIMOS PTY LTD ATF
WEBB SUPERANNUATION FUND
account no. 120505763

transaction	description	debits	credits	balance
30.06.22	OPENING BALANCE			65,073.71
01.07.22	Deposit ANZ DIVIDEND A073/00513697		2,455.20	67,528.91
05.07.22	Deposit NAB INTERIM DIV DV231/00936846		2,106.05	69,634.96
15.07.22	Deposit CenHeathleyHPF 0011376673		182.95	69,817.91
20.07.22	Deposit SHYF DST JUN 001279562229		1,263.51	71,081.42
22.07.22	Deposit PE1 JUL22/00800258		710.22	71,791.64
29.07.22	Interest MACQUARIE CMA INTEREST PAID*		21.69	71,813.33
29.07.22	Deposit PLATO INCOME MAX Ref: 2661623		231.00	72,044.33
29.07.22	Funds transfer ADV FEE M WALKER	756.00		71,288.33
01.08.22	BPAY BPAY TO 2022 ANZ PAITREO	4,309.20		66,979.13
10.08.22	Deposit CenHeathleyHPF 0011376673		166.34	67,145.47
10.08.22	Deposit METCASH LIMITED S00010542561		1,360.37	68,505.84

how to make a transaction

online
Log in to www.macquarie.com.au/personal

by phone
Call 133 275 to make a phone transaction

transfers from another bank account
Transfer funds from another bank to this account:
BSB 182 222
ACCOUNT NO. 120505763

deposits using BPay
From another bank



Bill code: 20206
Ref: 120 505 763

continued on next



Macquarie Cash Management Account

enquiries 1800 806 310

account name ERIMOS PTY LTD ATF
WEBB SUPERANNUATION FUND
account no. 120505763

transaction	description	debits	credits	balance
31.08.22	Interest	MACQUARIE CMA INTEREST PAID*	45.92	68,551.76
31.08.22	Deposit	PLATO INCOME MAX Ref: 2739370	231.00	68,782.76
09.09.22	Deposit	CenHeathleyHPF 0011376673	166.34	68,949.10
29.09.22	Deposit	CBA FNL DIV 001280862671	1,428.00	70,377.10
30.09.22	Interest	MACQUARIE CMA INTEREST PAID*	61.01	70,438.11
30.09.22	Deposit	PLATO INCOME MAX Ref: 2841864	231.00	70,669.11
06.10.22	Deposit	WOODSIDE INT22/00682959	1,639.52	72,308.63
10.10.22	Deposit	CenHeathleyHPF 0011376673	166.34	72,474.97
12.10.22	Deposit	TPG TELECOM LTD OCT22/00802761	314.82	72,789.79
14.10.22	Deposit	ATO ATO004000016982801	5,873.81	78,663.60
14.10.22	Deposit	PEPPER MONEY S00010542561	747.41	79,411.01
17.10.22	Deposit	AYUPA DIV 001285256261	651.77	80,062.78
20.10.22	Deposit	SHYF DST 001285196534	166.55	80,229.33
21.10.22	Deposit	Australian Unity 22019186/DISTRIB	407.31	80,636.64
24.10.22	Funds transfer	TRANSACT FUNDS TFR TO PACIFIC RIDGE CAPI	3,135.00	77,501.64
28.10.22	Funds transfer	ADV FEE M WALKER	756.00	76,745.64
31.10.22	Interest	MACQUARIE CMA INTEREST PAID*	90.17	76,835.81
31.10.22	Deposit	PLATO INCOME MAX cm-60578	231.00	77,066.81
10.11.22	Deposit	CenHeathleyHPF 0011376673	166.34	77,233.15
30.11.22	Interest	MACQUARIE CMA INTEREST PAID*	103.13	77,336.28
30.11.22	Deposit	WAM Leaders Ltd S00010542561	1,388.88	78,725.16
30.11.22	Deposit	PLATO INCOME MAX cm-131968	231.00	78,956.16
06.12.22	BPAY	BPAY TO AUTOMIC PTY LTD 76	20,000.00	58,956.16
09.12.22	Deposit	CenHeathleyHPF 0011376673	166.34	59,122.50
14.12.22	Deposit	NAB FINAL DIV DV232/00436577	2,250.30	61,372.80
15.12.22	Deposit	ANZ DIVIDEND A074/00513655	2,692.12	64,064.92
20.12.22	Deposit	WBC DIVIDEND 001286372643	1,730.56	65,795.48

continued on next



Macquarie Cash Management Account

enquiries 1800 806 310

account name ERIMOS PTY LTD ATF
WEBB SUPERANNUATION FUND
account no. 120505763

	transaction	description	debits	credits	balance
30.12.22	Interest	MACQUARIE CMA INTEREST PAID*		101.36	65,896.84
30.12.22	Deposit	PLATO INCOME MAX cm-224588		330.10	66,226.94
		CLOSING BALANCE AS AT 30 DEC 22	28,956.20	30,109.43	66,226.94

* Stepped interest rates for the period 1 July to 13 July: balances \$0.00 to \$4,999.99 earned 0.25% balances \$5,000.00 and above earned 0.25% pa (13 days); 14 July to 11 August: balances \$0.00 to \$4,999.99 earned 0.50% balances \$5,000.00 and above earned 0.50% pa (29 days); 12 August to 15 September: balances \$0.00 to \$4,999.99 earned 0.90% balances \$5,000.00 and above earned 0.90% pa (35 days); 16 September to 13 October: balances \$0.00 to \$4,999.99 earned 1.25% balances \$5,000.00 and above earned 1.25% pa (28 days); 14 October to 15 November: balances \$0.00 to \$4,999.99 earned 1.50% balances \$5,000.00 and above earned 1.50% pa (33 days); 16 November to 15 December: balances \$0.00 to \$4,999.99 earned 1.75% balances \$5,000.00 and above earned 1.75% pa (30 days); 16 December to 30 December: balances \$0.00 to \$4,999.99 earned 2.00% balances \$5,000.00 and above earned 2.00% pa (15 days)

Webb Superannuation Fund
PO Box 472
BALGOWLAH NSW 2093

Enquiries: 1300 997 774
Mail: GPO Box 804
Melbourne VIC 3001
Web: australianunity.com.au
Email: australianunitywealth@unitregistry.com.au
Issued by: Australian Unity Funds Management Limited
ABN 60 071 497 115
AFSL 234454

Page
1 of 3
Date
22 August 2023

Part A: Your Details
Account Name
Erimos Pty Limited <Webb Superannuation Fund>

Account Number
22019186

Account Holder Name **TFN/ABN**
Webb Superannuation Fund Provided

Account TFN Type
SuperannuationFund

Tax Residence
Australia

Overseas Tax ID No
Not Provided

Financial Adviser
Michael Walker
+61 2 8404 0543

AMIT Member Annual Statement Australian Unity Childcare Property Fund 01 July 2022 to 30 June 2023

Dear Investor(s)

Please find below the Attribution Managed Investment Trust Member Annual (AMMA) Statement for the year ended 30 June 2023 for your investment in the Australian Unity Childcare Property Fund.

The following tax return items are valid for Australian resident individual unitholders only. Please retain this statement for tax purposes.

If any of the details in Part A are incorrect or if you have any questions about your account, you can call our Client Services team on 1300 997 774 or + 61 3 9616 8687 from 8.30am to 5.30pm, or email australianunitywealth@unitregistry.com.au

Part B Tax Return (Supplementary Section)	Summary of tax return (supplementary section) items	
	Amount (\$)	Tax return label
Non-primary production income	860.82	13U
Franked distributions from trusts	0.00	13C
Franking credits	0.00	13Q
Credit for tax file number (TFN) amounts withheld	0.00	13R
Share of credit for foreign resident amounts withheld	0.00	13A
Net capital gains	0.00	18A
Total current year capital gains	0.00	18H
Foreign entities - CFC income	0.00	19K
Assessable foreign source income	0.00	20E
Other net foreign source income	0.00	20M
Australian franking credits from a NZ company	0.00	20F
Foreign income tax offsets*	0.00	20O

*To work out your foreign income tax offset (FITO) entitlement, see "20 Foreign source income and foreign assets or property" or the "Guide to foreign income tax offset rules" on www.ato.gov.au.

Part C Components of an attribution	Cash distribution (\$)	Tax paid or tax offsets Gross Up (\$)	Attribution/Amount (\$)
Australian Income			
Dividends: unfranked amount	0.00	0.00	0.00
Dividends: unfranked CFI amount	0.00	0.00	0.00
Interest (subject to non-resident WHT)	126.07	0.00	126.07
Interest (not subject to non-resident WHT)	0.00	0.00	0.00
Other assessable Australian income	734.75	0.00	734.75
Other assessable Australian income (CBMI)	0.00	0.00	0.00
Other assessable Australian income (NCMI)	0.00	0.00	0.00
Other assessable Australian income (ExNCMI)	0.00	0.00	0.00
Non-primary production income	860.82	0.00	860.82
Dividend: Franked amount (Franked distributions)	0.00	0.00	0.00
Capital Gains			
Discounted capital gain NTARP	0.00	0.00	0.00
Capital gains - Discounted NTAP (NCMI)	0.00	0.00	0.00
Capital gains - Discounted NTAP (ExNCMI)	0.00	0.00	0.00
Discounted capital gain TARP	0.00	0.00	0.00
Capital gain: indexation method NTARP	0.00	0.00	0.00
Capital gain: indexation method TARP	0.00	0.00	0.00
Capital gain: other method NTARP	0.00	0.00	0.00
Capital gains - Other method NTAP (NCMI)	0.00	0.00	0.00
Capital gains - Other method NTAP (ExNCMI)	0.00	0.00	0.00
Capital gain: other method TARP	0.00	0.00	0.00
Capital gains - Discounted TAP (CBMI)	0.00	0.00	0.00
Capital gains - Discounted TAP (NCMI)	0.00	0.00	0.00
Capital gains - Discounted TAP (ExNCMI)	0.00	0.00	0.00
Capital gains - Other method TAP (CBMI)	0.00	0.00	0.00
Capital gains - Other method TAP (NCMI)	0.00	0.00	0.00
Capital gains - Other method TAP (ExNCMI)	0.00	0.00	0.00
Net capital gains	0.00	0.00	0.00
AMIT CGT gross up amount			0.00
Other capital gains distribution	0.00		
Total current year capital gains	0.00		0.00
Foreign Income			
Foreign Interest	0.00	0.00	0.00
Other Net Foreign Source Income	0.00	0.00	0.00
Assessable net foreign income	0.00	0.00	0.00
Attributed CFC income	0.00	0.00	0.00
Total foreign income	0.00	0.00	0.00
Tax Offset		Amount (\$)	
Franking credit tax offset		0.00	
Foreign income tax offset		0.00	
Australian franking credits from a NZ company		0.00	
Total tax offset		0.00	
Other Non-Assessable Amounts	Cash distribution (\$)	Attribution amount (\$)	
Other non-attributable amounts	651.19	0.00	
Tax-exempt amounts	0.00	0.00	
Tax-free amounts	0.00	0.00	
Gross cash distribution	1,512.01		
AMIT Cost Base Adjustment		Amount (\$)	
AMIT cost base - excess		651.19	
AMIT cost base - shortfall		0.00	
Other Deductions From Distributions			
Less Resident withholding tax	0.00		
Less non-resident withholding tax	0.00		
Less non-resident withholding tax (s12H)	0.00		
Other Rebate Income	0.00		
Net cash distributions	1,512.01		

Non-resident Reporting	Attribution/Amount (\$)	Tax paid (\$)
Interest exempt from withholding	0.00	0.00
Non-resident withholding amount	126.07	0.00
Non-resident member ss276-105(2)(a) or (b)	0.00	0.00
Non-resident member ss276-105(2)(c)	0.00	0.00
Managed Investment Trust Fund Payment (Other)	734.78	0.00
Managed Investment Trust Fund Payment (CBMI)	0.00	0.00
Managed Investment Trust Fund Payment (NCMI)	0.00	0.00
Managed Investment Trust Fund Payment (ExNCMI)	0.00	0.00
Managed Investment Trust Fund Payment (Total)	734.78	0.00
Deemed payment - Dividend	0.00	0.00
Deemed payment - Interest	0.00	0.00
Deemed payment - Fund Payment (Other)	0.00	0.00
Deemed payment - Fund Payment (CBMI)	0.00	0.00
Deemed payment - Fund Payment (NCMI)	0.00	0.00
Deemed payment - Fund Payment (ExNCMI)	0.00	0.00
Deemed payment - Fund Payment (Total)	0.00	0.00
Deemed payment - Royalties	0.00	0.00

Notes:

Non resident withholding tax (12-H)/Income Tax (s276-105) - If Managed Investment Trust withholding tax is applicable to your investment, this is the sum of the amounts withheld from fund payments made for the year ended 30 June pursuant to Subdivision 12-H and Subdivision 12A-B of Schedule 1 of the Taxation Administration Act 1953. Otherwise Tax may be payable per section s276-105 of the Income Tax Assessment Act 1997.

* **Cost Base Net Amount** - Cost Base Net Amount is an estimation of the adjustment to the unitholder's cost base assuming that the unitholder held the units for the full year and assuming that the unitholder is a resident individual for the income year and is not entitled to any tax exemption in relation to the income.

If you have any questions or would like more information about your investment, contact your financial adviser or visit our Investor Portal, <https://australianunitywealth.unitregistry.com.au/funds/public/login/au/investor>. Alternatively, you can call our Client Services team on 1300 997 774 or +61 3 9616 8687 from 8.30am to 5.30pm AEDT or email australianunitywealth@unitregistry.com.au

Your Wealth Team - Australian Unity

Centuria

ERIMOS PTY LIMITED
<WEBB SUPER FUND A/C>
2/186 WOODLAND STREET
NORTH BALGOWLAH NSW 2093

Centuria Healthcare Property Fund

Investor Number: 0011376673
Investor Name: ERIMOS PTY LIMITED

Attribution Managed Investment Trust Member Annual Statement for the year ended 30 June 2023

This statement assumes that you are an Australian resident individual unitholder. We recommend that if this is not applicable or your situation is unusual or complex that you seek professional advice.

Part A: Summary of 2023 Tax Return (supplementary section) Items

Tax Return (supplementary section)	Amount (\$) ¹	Tax Return Label
Share of non-primary production (NPP) income	0.00	13U
NPP income - Franked distributions from trusts ²	0.00	13C
Other deductions relating to NPP distributions	0.00	13Y
Share of franking credit from franked dividends	0.00	13Q
Share of credit for TFN amounts withheld	0.00	13R
Share of credit for non-resident withholding amounts withheld	0.00	13A
Total current year capital gains	0.00	18H
Net capital gain	0.00	18A
Assessable foreign source income	0.00	20E
Other net foreign source income	0.00	20M
Foreign income tax offsets ³	0.00	20O
Australian franking credit from New Zealand franking company	0.00	20F

Please see reverse for detailed components of the distribution.

Part B: Components of Attribution

	Cash Distribution (\$)	Tax Paid/Offsets \$(E)	Attribution Amount (\$)
Australian Income			
Dividends – Unfranked	0.00		0.00
Conduit Foreign Income	0.00		0.00
Interest	0.00		0.00
Other income	0.00		0.00
Other income (clean building MIT)	0.00		0.00
NCMI – Non primary production	0.00		0.00
Excluded from NCMI – Non primary production	0.00		0.00
Non-Primary Production Income (A)	0.00		0.00
Dividends: Franked amount (Franked Dist) (X)	0.00	0.00	0.00
Capital Gains			
Discounted capital gain (TAP)	0.00	0.00	0.00
Discounted capital gain (NTAP)	0.00	0.00	0.00
Capital gains – Other method (TAP)	0.00	0.00	0.00
Capital gains – Other method (NTAP)	0.00	0.00	0.00
NCMI capital gains	0.00		
Excluded from NCMI capital gains	0.00		
Net Capital Gain	0.00	0.00	0.00
AMIT CGT Gross up amount			0.00
Other capital gains distribution	0.00		
Total current year capital gains (C)	0.00		0.00
Foreign Income			
Assessable foreign source income	0.00	0.00	0.00
Australian franking credit from New Zealand franking company	0.00	0.00	0.00
Total foreign income (D)	0.00	0.00	
Cash Distribution Sub Total (A+X+C+D)	0.00		
Other Non-Assessable Amounts			
Net exempted amounts	0.00		
Non-assessable non-exempt amounts (F)	0.00		
Other non-attributable amounts	1,996.08		
Gross Cash Distribution (G)	1,996.08		
Attribution Managed Investment Trust (AMIT) cost base adjustments	Amounts (\$)		
AMIT cost base net amount – excess (decrease)	1,996.08		
AMIT cost base net amount – shortfall (increase)	0.00		
Other amounts deducted from trust distributions	Amounts (\$)		
Less: TFN amounts withheld	0.00		
Less: Non-resident withholding tax (including MIT fund payment withholding amount)	0.00		
Less: Other expenses	0.00		
Net Cash Distribution	1,996.08		

Notes:

1. *All amounts are in Australian dollars and withholding tax has been deducted where applicable.*
2. *Trustees may choose to show the franked distributions at label 13C rather than at label 13U.*
3. *If your total foreign income tax offset from all sources for the year is \$1,000 or less, then you can claim this amount in full. Otherwise, you will need to refer to the publication Guide To Foreign Income Tax Offset Rules (NAT 72923) to work out your entitlement.*

PLEASE RETAIN THIS STATEMENT FOR INCOME TAX PURPOSES



003 000006

ERIMOS PTY LIMITED
<WEBB SUPER FUND A/C>
PO BOX 472
BALGOWLAH NSW 2093

Statement date: 31 July 2023

Reference no: X*****5022

**Switzer Higher Yield Fund (Managed Fund) (Cboe Code: SHYF)
Attribution Managed Investment Trust Member Annual Statement for the year
ended 30 June 2023**

Part B: Summary of 2023 tax return (supplementary section) items for a resident individual
Non Australian residents should seek independent Australian tax advice.

Item	Amount	Tax return label
Share of net income from trusts, less net capital gains, foreign income and franked distributions	\$873.64	13U
Franked distribution from trusts	\$31.08	13C
Share of franking credits from franked dividends	\$11.05	13Q
Share of credit for tax file number amounts withheld from interest, dividends and unit trust distributions	\$0.00	13R
Share of credit for foreign resident withholding amounts (excluding capital gains)	\$0.00	13A
Net capital gain	\$0.00	18A
Total current year capital gains	\$0.00	18H
CFC Income	\$0.00	19K
Assessable foreign source income	\$10.97	20E
Other net foreign source income	\$10.97	20M
Australian franking credits from a New Zealand franking company	\$0.00	20F
Foreign income tax offset *	\$0.00	20O

*To work out your foreign income tax offset (FITO) entitlement, see **20 Foreign source income and foreign assets or property** or the Guide to foreign tax offset rules 2023.

Part B: Capital gains tax information - Additional information for item 18

	Amount	
Capital gains - discounted method	\$0.00	(gross amount)
Capital gains - other method	\$0.00	
Total current year capital gains	\$0.00	

Part C: Components of attribution

	Cash Distributions	Tax paid or Franking credit (grossed up)	Attributable amount
Australian Income			
Interest (subject to non - resident withholding tax)	\$653.77		\$653.77
Interest (not subject to non - resident withholding tax)	\$0.00		\$0.00
Dividends - unfranked amount declared to be CFI	\$0.00		\$0.00
Dividends - unfranked amount not declared to be CFI	\$0.53		\$0.53
Other assessable Australian income (Other)	\$219.34		\$219.34
Other assessable Australian income (NCMI)	\$0.00		\$0.00
Other assessable Australian income (Excluded from NCMI)	\$0.00		\$0.00
Other assessable Australian income (CBMI)	\$0.00		\$0.00
Non-primary production income	\$873.64		\$873.64
Dividends - Franked amount (Franked Distributions)	\$20.03	\$11.05	\$31.08
Capital Gains			
Capital gains – Discounted method TAP (Other)	\$0.00		\$0.00
Capital gains – Discounted method TAP (NCMI)	\$0.00		\$0.00
Capital gains – Discounted method TAP (Excluded from NCMI)	\$0.00		\$0.00
Capital gains – Discounted method TAP (CBMI)	\$0.00		\$0.00
Capital gains - Discounted method NTAP	\$0.00		\$0.00
Taxable foreign capital gains - Discounted method	\$0.00	\$0.00	\$0.00
Capital gains – Other method TAP (Other)	\$0.00		\$0.00
Capital gains – Other method TAP (NCMI)	\$0.00		\$0.00
Capital gains – Other method TAP (Excluded from NCMI)	\$0.00		\$0.00
Capital gains – Other method TAP (CBMI)	\$0.00		\$0.00
Capital gains - Other method NTAP	\$0.00		\$0.00
Taxable foreign capital gains - Other method	\$0.00	\$0.00	\$0.00
Net Capital Gains	\$0.00	\$0.00	\$0.00
AMIT CGT gross up amount			\$0.00
Other capital gains distribution	\$0.00		\$0.00
Total current year capital gains	\$0.00	\$0.00	\$0.00
Foreign Income			
Other net foreign source income	\$10.97	\$0.00	\$10.97
Assessable foreign source income	\$10.97	\$0.00	\$10.97
Australian franking credit from a New Zealand franking company		\$0.00	\$0.00
CFC income	\$0.00		\$0.00
Total foreign income	\$10.97	\$0.00	\$10.97
Other Non-assessable Amounts			
Net exempt income	\$0.00		
Non-assessable non-exempt amount	\$18.49		
Other non-attributable amounts	\$0.00		
Total Non-Assessable amounts	\$18.49		
Gross Cash Distribution	\$923.13		
Less: TFN amounts withheld	\$0.00		
Less: Non-resident tax withheld on interest and dividends	\$0.00		
Less: Non-resident tax withheld on fund payments	\$0.00		
Net Cash Distribution	\$923.13		

Part D: Tax offsets

Tax offsets	Amount
Franking credit tax offset from Australian resident companies	\$11.05
Foreign income tax offset - Other net foreign source income	\$0.00
Foreign income tax offset - Taxable foreign capital gains - Discounted method	\$0.00
Foreign income tax offset - Taxable foreign capital gains - Other method	\$0.00
Australian franking credit from a New Zealand franking company	\$0.00
Total tax offsets	\$11.05

Part E: Attribution Managed Investment Trust ('AMIT') cost base adjustments

AMIT cost base net amount - excess (decrease cost base)	\$0.00
AMIT cost base net amount - shortfall (increase cost base)	\$0.00

Please retain this statement for income tax purposes.

Interest & Estimated Dividend Summary

AUSIEX

1 JULY 2022 - 30 JUNE 2023

SHARES - 6740505 - HIN 25205022

ERIMOS PTY. LIMITED <WEBB SUPER FUND A/C>

ESTIMATED DIVIDEND SUMMARY

ANZ - ANZ GROUP HOLDINGS FPO (ORDINARY FULLY PAID)

Ex-div date	Payment Date	Type	Dividend per share	Units	Est. Unfranked Amount	Est. Franked Amount	Est. Total Dividend	Est. Franking Credit
07-Nov-2022	15-Dec-2022	Final	\$0.7400	3,638	\$0.00	\$2,692.12	\$2,692.12	\$1,153.77
09-May-2022	01-Jul-2022	Interim	\$0.7200	3,410	\$0.00	\$2,455.20	\$2,455.20	\$1,052.23
Sub Total					\$0.00	\$5,147.32	\$5,147.32	\$2,206.00

AYUPA - AUSTRALIAN UNITY LTD NR6QU (MCI CAP NOTE 5.00% PERP SEMI NON-CUM)

Ex-div date	Payment Date	Type	Dividend per share	Units	Est. Unfranked Amount	Est. Franked Amount	Est. Total Dividend	Est. Franking Credit
05-Apr-2023	17-Apr-2023	Interim	\$2.4932	260	\$0.00	\$648.23	\$648.23	\$277.81
06-Oct-2022	17-Oct-2022	Interim	\$2.5068	260	\$0.00	\$651.77	\$651.77	\$279.33
Sub Total					\$0.00	\$1,300.00	\$1,300.00	\$557.14

CBA - COMMONWEALTH BANK. FPO (ORDINARY FULLY PAID)

Ex-div date	Payment Date	Type	Dividend per share	Units	Est. Unfranked Amount	Est. Franked Amount	Est. Total Dividend	Est. Franking Credit
22-Feb-2023	30-Mar-2023	Interim	\$2.1000	680	\$0.00	\$1,428.00	\$1,428.00	\$612.00
17-Aug-2022	29-Sep-2022	Final	\$2.1000	680	\$0.00	\$1,428.00	\$1,428.00	\$612.00
Sub Total					\$0.00	\$2,856.00	\$2,856.00	\$1,224.00

MTS - METCASH LIMITED FPO (ORDINARY FULLY PAID)

Ex-div date	Payment Date	Type	Dividend per share	Units	Est. Unfranked Amount	Est. Franked Amount	Est. Total Dividend	Est. Franking Credit
20-Dec-2022	30-Jan-2023	Interim	\$0.1150	12,367	\$0.00	\$1,422.21	\$1,422.21	\$609.52
12-Jul-2022	10-Aug-2022	Final	\$0.1100	12,367	\$0.00	\$1,360.37	\$1,360.37	\$583.02
Sub Total					\$0.00	\$2,782.58	\$2,782.58	\$1,192.54

NAB - NATIONAL AUST. BANK FPO (ORDINARY FULLY PAID)

Ex-div date	Payment Date	Type	Dividend per share	Units	Est. Unfranked Amount	Est. Franked Amount	Est. Total Dividend	Est. Franking Credit
15-Nov-2022	14-Dec-2022	Final	\$0.7800	2,885	\$0.00	\$2,250.30	\$2,250.30	\$964.41
11-May-2022	05-Jul-2022	Interim	\$0.7300	2,885	\$0.00	\$2,106.05	\$2,106.05	\$902.59
Sub Total					\$0.00	\$4,356.35	\$4,356.35	\$1,867.00

PE1 - PENGANA PRIVATE UNITS (ORDINARY UNITS FULLY PAID)

Ex-div date	Payment Date	Type	Dividend per share	Units	Est. Unfranked Amount	Est. Franked Amount	Est. Total Dividend	Est. Franking Credit
03-Jan-2023	23-Jan-2023	Interim	\$0.0330	21,900	\$723.20	\$0.00	\$723.20	\$0.00
01-Jul-2022	22-Jul-2022	Final	\$0.0324	21,900	\$710.22	\$0.00	\$710.22	\$0.00
Sub Total					\$1,433.42	\$0.00	\$1,433.42	\$0.00

PL8 - PLATO INC MAX LTD. FPO (ORDINARY FULLY PAID)

Ex-div date	Payment Date	Type	Dividend per share	Units	Est. Unfranked Amount	Est. Franked Amount	Est. Total Dividend	Est. Franking Credit
15-Jun-2023	30-Jun-2023	Interim	\$0.0055	60,018	\$0.00	\$330.10	\$330.10	\$141.47
16-May-2023	31-May-2023	Interim	\$0.0055	60,018	\$0.00	\$330.10	\$330.10	\$141.47
20-Apr-2023	28-Apr-2023	Interim	\$0.0055	60,018	\$0.00	\$330.10	\$330.10	\$141.47
16-Mar-2023	31-Mar-2023	Interim	\$0.0055	60,018	\$0.00	\$330.10	\$330.10	\$141.47
13-Feb-2023	28-Feb-2023	Interim	\$0.0055	60,018	\$0.00	\$330.10	\$330.10	\$141.47
19-Jan-2023	31-Jan-2023	Interim	\$0.0055	60,018	\$0.00	\$330.10	\$330.10	\$141.47
15-Dec-2022	30-Dec-2022	Interim	\$0.0055	60,018	\$0.00	\$330.10	\$330.10	\$141.47
15-Nov-2022	30-Nov-2022	Interim	\$0.0055	42,000	\$0.00	\$231.00	\$231.00	\$99.00
20-Oct-2022	31-Oct-2022	Interim	\$0.0055	42,000	\$0.00	\$231.00	\$231.00	\$99.00
15-Sep-2022	30-Sep-2022	Interim	\$0.0055	42,000	\$0.00	\$231.00	\$231.00	\$99.00
16-Aug-2022	31-Aug-2022	Interim	\$0.0055	42,000	\$0.00	\$231.00	\$231.00	\$99.00
20-Jul-2022	29-Jul-2022	Final	\$0.0055	42,000	\$0.00	\$231.00	\$231.00	\$99.00
Sub Total					\$0.00	\$3,465.70	\$3,465.70	\$1,485.29

PPM - PEPPERMONEY FPO (ORDINARY FULLY PAID)

Ex-div date	Payment Date	Type	Dividend per share	Units	Est. Unfranked Amount	Est. Franked Amount	Est. Total Dividend	Est. Franking Credit
13-Mar-2023	14-Apr-2023	Final	\$0.0510	13,841	\$0.00	\$705.89	\$705.89	\$302.52
14-Sep-2022	14-Oct-2022	Interim	\$0.0540	13,841	\$0.00	\$747.41	\$747.41	\$320.32
Sub Total					\$0.00	\$1,453.30	\$1,453.30	\$622.84

SHYF - SWITZER HIGHER YIELD SWITZERHY (SWITZER HIGHER YIELD FUND (MANAGED FUND))

Ex-div date	Payment Date	Type	Dividend per share	Units	Est. Unfranked Amount	Est. Franked Amount	Est. Total Dividend	Est. Franking Credit
11-May-2023	26-May-2023	Interim	\$0.3969	755	\$299.66	\$0.00	\$299.66	\$0.00
03-Apr-2023	20-Apr-2023	Interim	\$0.2461	755	\$185.83	\$0.00	\$185.83	\$0.00
03-Jan-2023	19-Jan-2023	Interim	\$0.2211	755	\$166.93	\$0.00	\$166.93	\$0.00
03-Oct-2022	20-Oct-2022	Interim	\$0.2206	755	\$166.55	\$0.00	\$166.55	\$0.00
01-Jul-2022	20-Jul-2022	Final	\$1.6735	755	\$1,263.51	\$0.00	\$1,263.51	\$0.00
Sub Total					\$2,082.48	\$0.00	\$2,082.48	\$0.00

TPG - TPG TELECOM LIMITED. FPO (ORDINARY FULLY PAID)

Ex-div date	Payment Date	Type	Dividend per share	Units	Est. Unfranked Amount	Est. Franked Amount	Est. Total Dividend	Est. Franking Credit
15-Mar-2023	13-Apr-2023	Final	\$0.0900	3,498	\$0.00	\$314.82	\$314.82	\$134.92
13-Sep-2022	12-Oct-2022	Interim	\$0.0900	3,498	\$0.00	\$314.82	\$314.82	\$134.92
Sub Total					\$0.00	\$629.64	\$629.64	\$269.84

WBC - WESTPAC BANKING CORP FPO (ORDINARY FULLY PAID)

Ex-div date	Payment Date	Type	Dividend per share	Units	Est. Unfranked Amount	Est. Franked Amount	Est. Total Dividend	Est. Franking Credit
11-May-2023	27-Jun-2023	Interim	\$0.7000	2,704	\$0.00	\$1,892.80	\$1,892.80	\$811.20
17-Nov-2022	20-Dec-2022	Final	\$0.6400	2,704	\$0.00	\$1,730.56	\$1,730.56	\$741.67
Sub Total					\$0.00	\$3,623.36	\$3,623.36	\$1,552.87

WDS - WOODSIDE ENERGY FPO (ORDINARY FULLY PAID)

Ex-div date	Payment Date	Type	Dividend per share	Units	Est. Unfranked Amount	Est. Franked Amount	Est. Total Dividend	Est. Franking Credit
08-Mar-2023	05-Apr-2023	Final	\$2.1544	1,025	\$0.00	\$2,208.26	\$2,208.26	\$946.40
08-Sep-2022	06-Oct-2022	Interim	\$1.5995	1,025	\$0.00	\$1,639.52	\$1,639.52	\$702.65
Sub Total					\$0.00	\$3,847.78	\$3,847.78	\$1,649.05

WLE - WAM LEADERS LIMITED FPO (ORDINARY FULLY PAID)

Ex-div date	Payment Date	Type	Dividend per share	Units	Est. Unfranked Amount	Est. Franked Amount	Est. Total Dividend	Est. Franking Credit
19-May-2023	31-May-2023	Interim	\$0.0450	41,580	\$0.00	\$1,871.10	\$1,871.10	\$801.90
17-Nov-2022	30-Nov-2022	Final	\$0.0400	34,722	\$0.00	\$1,388.88	\$1,388.88	\$595.23
Sub Total					\$0.00	\$3,259.98	\$3,259.98	\$1,397.13
TOTAL					\$3,515.90	\$32,722.01	\$36,237.91	\$14,023.70

ESTIMATED INTEREST RECEIVED

There are no transactions on this account for the given period.

TOTAL	\$0.00
--------------	---------------

(1) This is an estimate prepared by AUSIEX based upon units that you hold in accordance with our records. Your actual entitlement will be determined by whether or not a company's share registry shows you as owning shares at the relevant record dates. Amounts that may have been withheld for failing to provide your tax file number to your share registries are not disclosed on this report.

Dividends are estimated by AUSIEX based on the total registered Units held on the Record Date of the dividend. The following fields are estimated in accordance with the calculations outlined below:

- (a) Units = Total registered units of security held on the Record Date of the dividend
(b) Est. Unfranked Amount = Units X Dividend per security X Unfranked %
(c) Est. Franked Amount = Units X Dividend per security X Franked %
(d) Est. Franking Credit = (Est. Franked Amount X company tax rate)/(100 - company tax rate)
(e) Est. Total Dividend = Units x Dividend per security

(2) If you have total franking credit amounts greater than \$5,000, in order to be eligible to claim the benefit of the franking credit, you must have held the security for at least 45 consecutive days, not including date of purchase and date of sale. Where the 45 day holding requirement has not been satisfied, the holding period rule (also known as the 45 day rule) may apply to deny the franking credits attached to the dividend received in respect of the particular security. If that situation applies to you please speak to your tax adviser.

Please refer to your dividend statement provided by the Share Registry for any foreign tax credits you may be entitled to and breakdown of any trust distribution you may have received.

For details of the components of your ASX listed trust distributions you will need to refer to the Annual Tax Statement issued by the trust manager.

WEBB SUPERANNUATION FUND
2/186
Woodland St North
BALGOWLAH NSW 2093
AUSTRALIA

Invoice Date
10 Oct 2022
Invoice Number
INV-9565

TAX INVOICE

Description	Quantity	Unit Price	GST	Amount AUD
SF, Preparation and Lodgement of Financial Accounts & Tax Return for the period ended 30/06/2022	1.00	1,900.00	10%	1,900.00
ASF, Audit of Self-Managed Superannuation Fund	1.00	770.00	10%	770.00
ACT, Actuary Certificate - Peter Vere	1.00	180.00	10%	180.00
			Subtotal	2,850.00

PAYMENT ADVICE

To: Stewardship Accountants Pty Ltd T/A Pacific Ridge Capital
Shop 1 / 366-370 Sydney Rd
Balgowlah NSW 2093

Customer	WEBB SUPERANNUATION FUND
Invoice Number	INV-9565
Amount Due	0.00
Due Date	17 Oct 2022

BSB: 032 – 101
Acc No. : 148238

Description	Quantity	Unit Price	GST	Amount AUD
			Total GST 10%	285.00
			Invoice Total AUD	3,135.00
			Total Net Payments AUD	3,135.00
			Amount Due AUD	0.00



MR JOHN R WEBB
LEVEL 2
222 PITT ST
SYDNEY NSW 2000

Our reference: 7136961960311

Phone: 13 10 20

Website: ato.gov.au/division293

TFN: 148 402 556

10 March 2023

Additional tax on concessional contributions (Division 293) notice for 2021-22

Dear JOHN

There is an additional tax on super contributions which reduces the tax concession for individuals whose combined income and contributions are more than the \$250,000 threshold.

Why does the additional tax apply to you

For the 2021-22 financial year, your combined income and super contributions were more than \$250,000. This means you now have to pay an additional tax of 15% on your concessional contributions.

How much additional tax do you need to pay

Your additional tax for this notice is:

Taxable super contributions	\$27,499.78
Additional tax due and payable	\$4,124.95
Due date for payment	03 April 2023
Your Payment Reference Number for this amount is:	5510 0148 4025 5683 11

What you need to do now

There are two options for making a payment (your payment can be made using any combination of these):

1. Pay with your own money
2. Elect to release money from any of your existing super balances by completing a Division 293 election form online, instructions to do this are on the final page of this notice.

HOW TO PAY

Your payment reference number (PRN) is: 551001484025568311

BPAY®



Bill code: 75556
Ref: 551001484025568311

Telephone & Internet Banking – BPAY®

Contact your bank or financial institution to make this payment from your cheque, savings, debit or credit card account.
More info: www.bpay.com.au

CREDIT OR DEBIT CARD

Pay online with your credit or debit card at www.governmenteasypay.gov.au/PayATO

To pay by phone, call the Government EasyPay service on **1300 898 089**.

A card payment fee applies.

For other payment options, visit ato.gov.au/paymentoptions

RELEASE MONEY FROM SUPER

You can ask your fund to pay some or all of the amount from your existing super balance. To do this, access our online services through myGov and complete the Division 293 election form.

Division 293 tax notice of assessment

Income Tax Assessment Act 1997 and Schedule 1 of the Taxation Administration Act 1953

This is your Division 293 tax assessment for the year ended 30 June 2022.

Your additional tax (Division 293 tax) is 15% of your taxable super contributions. Your taxable super contributions are only those Division 293 super contributions that are above the threshold.

Division 293 income (see below)		\$276,492.00	(a)
Division 293 super contributions (see below)		\$27,499.78	(b)
Combined income and super contributions	(a) + (b)	\$303,991.78	(c)
Less the Division 293 threshold		\$250,000.00	(d)
Amount above the threshold	(c) - (d)	\$53,991.78	(e)
Taxable super contributions	the lesser of (b) or (e)	\$27,499.78	(f)
ADDITIONAL TAX	(f) x 15%	\$4,124.95	

Yours sincerely
Melinda Smith
Deputy Commissioner of Taxation

(a) Division 293 income

Your Division 293 income is your taxable income from your income tax return.

(b) Division 293 super contributions

Your Division 293 super contributions are the total of all your concessional contributions.

Your concessional contributions

WEBB SUPERANNUATION FUND SMSF116098757857	Employer contributions	\$22,044.78
plus Your personal contributions you claimed as a tax deduction		\$5,455.00
DIVISION 293 SUPER CONTRIBUTIONS		\$27,499.78

Further information

Avoid interest charges

- › You need to pay the due and payable amount by the due date to avoid paying interest charges.
- › Though your election form is valid for 60 days you still need to pay by the due date to avoid interest charges.

Releasing money from super

To release money from any of your existing super balances you can access our ATO online services through myGov and complete the Division 293 election form before 9 May 2023.

When you complete the election form we will ask your nominated super fund(s) to release the amount you elected and send the money to us.

If you are not already registered with myGov visit our website at ato.gov.au/onlineservices to register.

You can also download the form via our website ato.gov.au/div293electionform, or order the form via our website ato.gov.au/onlineordering, and send it to us.

View your online statement of account

To view your tax and super accounts online all you need is a myGov account linked to our ATO online services.

If you are not already registered with myGov visit our website at ato.gov.au/onlineservices to register.

If you have a tax agent, they can also view your tax and super accounts through the Tax Agent Portal.

If you disagree

If you disagree with:

- › the income we have used, you will need to review your income tax return.
- › the contributions reported, contact your super fund.
- › our assessment, you can lodge an objection. Visit ato.gov.au/objections to find out more. If you do lodge an objection to the assessment you still need to pay the due and payable amount by the due date.

Find out more

For more information about Division 293 tax:

- › visit ato.gov.au/division293
- › phone us on **13 10 20** between 8:00am and 6:00pm, Monday to Friday.

Visit our website at ato.gov.au/contactus for more contact options.





Division 293

Due and payable election

Date generated 13/03/2023
Year 2021 – 2022
Date 13/03/2023
ATO receipt ID 2410772660194
Actioned by Individual
Maximum release amount \$4,124.95

Superannuation fund

Name	Account number	USI	Insurance	Balance	Amount
THE TRUSTEE FOR WEBB SUPERANNUATION FUND	SMSF116098757857			\$451,473.11	\$4,124.95
Total to be released					\$4,124.95



Payment

If you can't make a payment using the methods below, other payment options (<https://www.ato.gov.au/ato/PaymentsOthers>) are also available.

It may take up to **four business days** for your payment instruction status to **reflect any payments**.

Pay by BPAY[®]

Make a payment directly from your Australian bank account through your phone or internet banking service or at your local branch.

To get your payment into the right account you must provide an accurate Payment Reference Number (PRN) in the reference field. Do not include anything else in this field.

Account details

Name	Payment reference number	Overdue	Balance
Income tax 551 WEBB, JOHN R	551001484025568121	\$4,124.95 DR	\$4,124.95 DR
Activity statement 001 WEBB, JOHN R	001001484025562859	\$0.00	\$0.00

BPAY[®]



Biller code 75556

Ref

Refer to the table above for PRN for the account(s) you want to pay

Telephone and Internet Banking - BPAY[®]

Contact your bank or financial institution to make this payment from your cheque, savings, debit or credit card account.

For more information see www.bpay.com.au

Payment receipt

Payment receipt number is **MBL20230428227965232**

Date and time of request: **28 April 2023 09:12 (AEST)**

Amount	\$4,124.95
From	Cash Management Account Erimos Pty Ltd Atf Webb Superannuation Fund 182-222 000120505763
To	Ato Tax Office Payments 75556 551001484025568121
When	Paying Friday, 28 Apr 2023 Arriving Friday, 28 Apr 2023 (AEST)
Description	BPAY Payment
Payment type	BPAY



Income tax 551

Date generated	30 October 2023
Overdue	\$0.00
Not yet due	\$0.00
Balance	\$0.00

Transactions

4 results found - from **30 October 2021** to **30 October 2023** sorted by **processed date** ordered **newest to oldest**

Processed date	Effective date	Description	Debit (DR)	Credit (CR)	Balance
11 Oct 2022	14 Oct 2022	EFT refund for Income Tax for the period from 01 Jul 21 to 30 Jun 22	\$5,873.81		\$0.00
11 Oct 2022	11 Oct 2022	Tax return Self Man Superfund - Income Tax for the period from 01 Jul 21 to 30 Jun 22		\$5,873.81	\$5,873.81 CR
10 Mar 2022	15 Mar 2022	EFT refund for Income Tax for the period from 01 Jul 20 to 30 Jun 21	\$2,368.52		\$0.00
10 Mar 2022	10 Mar 2022	Tax return Self Man Superfund - Income Tax for the period from 01 Jul 20 to 30 Jun 21		\$2,368.52	\$2,368.52 CR

WEBB SF

Trial Balance**As At 30 Jun 2023**

	Debit	As at 30 Jun 2022 Credit	Quantity	Debit	As at 30 Jun 2023 Credit	Quantity
Income						
Member Receipts						
Contributions						
Employer						
Mr JOHN WEBB	\$	22,044.78		\$	458.19	
Total Employer	\$	22,044.78		\$	458.19	
Member						
Personal Concessional						
Mr JOHN WEBB	\$	5,455.22		\$	0.00	
Total Personal Concessional	\$	5,455.22		\$	0.00	
Total Member	\$	5,455.22		\$	0.00	
Total Contributions	\$	27,500.00		\$	458.19	
Total Member Receipts	\$	27,500.00		\$	458.19	
Investment Gains						
Increase in Market Value						
Derivative Investments						
Cipherpoint Limited - Option Expiring 15-Feb-2022			\$	0.67		
Total Derivative Investments			\$	0.67		
Managed Investments						
Australian Unity Childcare Property Fund		0.00		\$	1,797.48	
Australian Unity Childcare Property Fund-AUS4284AU				\$	988.62	
Centuria Healthcare Property Fund		3,085.83	\$	3,696.61		
Total Managed Investments	\$	2,097.21	\$	910.51		
Shares in Listed Companies						
Alara Resources Limited	\$	4,666.65	\$	2,488.88		
Australian And New Zealand Banking Group Limited				\$	6,825.48	
Australian Unity Limited MCI Cap Note 5.00% Perp Semi Non-Cum				\$	104.00	
Cipherpoint Limited		58.45	\$	46.35		
Commonwealth Bank of Australia				\$	6,725.20	
Metcash Limited	\$	3,091.75	\$	5,936.16		
National Australia Bank Limited		3,375.45	\$	2,942.70		
Pengana Private Equity Trust Ordinary Units Fully Paid			\$	2,190.00		
Pepper Money Limited		1,207.86	\$	3,183.43		
Plato Income Maximiser Limited			\$	7,082.86		
TPG Telecom Limited		4.42	\$	3,847.80		
Tuas Limited	\$	813.29	\$	1,714.02		
Wam Leaders Limited	\$	694.44	\$	195.22		
Westpac Banking Corporation			\$	4,975.36		
White Energy Company Limited			\$	1.14		
Woodside Energy Group Ltd			\$	2,665.00		
Woodside Petroleum Ltd	\$	17,911.44	\$	0.00		
Total Shares in Listed Companies			\$	20,007.10		
Units In Listed Unit Trusts						
Switzer Higher Yield Fund (Managed Fund) - Switzer Higher Yield Fund (Managed Fund)				\$	114.16	
Total Units In Listed Unit Trusts	\$	0.00	\$	114.16		
Units In Unlisted Unit Trusts						
Share Purchase Reserve	\$	110,000.00		\$	0.00	
Total Units In Unlisted Unit Trusts	\$	110,000.00		\$	0.00	
Total Increase in Market Value	\$	62,553.42		\$	18,981.76	
Total Investment Gains	\$	62,553.42		\$	18,981.76	
Investment Income						
Distributions						
Managed Investments						
Australian Unity Childcare Property Fund		0.00		\$	1,512.01	

Centuria Healthcare Property Fund	2,195.40	\$	1,996.08
Total Managed Investments	\$ 2,195.40	\$	3,508.09
Shares in Listed Companies			
Pengana Private Equity Trust Ordinary Units Fully Paid		\$	0.00
Total Shares in Listed Companies	\$ 719.53	\$	0.00
Units In Listed Unit Trusts			
Switzer Higher Yield Fund (Managed Fund) 131 SWZ		\$	934.18
Total Units In Listed Unit Trusts	\$ 1,811.42	\$	934.18
Total Distributions	\$ 4,726.35	\$	4,442.27
Dividends			
Shares in Listed Companies			
Australia And New Zealand Banking Group Limited	6,174.48	\$	7,353.32
Australian Unity Limited - Mci Cap Note 5.88% Perp Semi Non-Cum	1,887.14	\$	1,857.14
Commonwealth Bank Of Australia	3,642.86	\$	4,080.00
Metcash Limited	3,533.45	\$	3,975.12
National Australia Bank Limited	5,234.22	\$	6,223.35
Pengana Private Equity Trust Ordinary Units Fully Paid		\$	723.19
Pepper Money Limited	1,779.56	\$	2,076.14
Plato Income Maximiser Limited	0.00	\$	4,950.99
TPG Telecom Limited	824.53	\$	899.48
Wam Leaders Limited	3,720.21	\$	4,657.11
Westpac Banking Corporation	4,674.05	\$	5,176.23
Woodside Energy Group Ltd	0.00	\$	5,496.83
Woodside Petroleum Ltd	2,741.03	\$	0.00
Total Shares in Listed Companies	\$ 34,924.48	\$	47,468.90
Total Dividends	\$ 34,924.48	\$	47,468.90
Interest			
Cash At Bank			
MBL Bank Account	76.10	\$	1,148.76
Total Cash At Bank	\$ 76.10	\$	1,148.76
Units In Listed Unit Trusts			
Switzer Higher Yield Fund (Managed Fund) 85 SWZ		\$	0.00
Total Units In Listed Unit Trusts	\$ 89.61	\$	0.00
Units In Unlisted Unit Trusts			
Share Purchase Reserve	23,825.00	\$	0.00
Total Units In Unlisted Unit Trusts	\$ 23,825.00	\$	0.00
Total Interest	\$ 23,990.71	\$	1,148.76
Total Investment Income	\$ 63,641.54	\$	53,059.93
Other Income			
Sundry	10,000.00	\$	0.00
Total Other Income	\$ 10,000.00	\$	0.00
Total Income	\$ 163,694.96	\$	72,499.88

Expenses**Member Payments**

Lump Sums Paid

Mr JOHN WEBB

Accumulation	\$ 0.00	\$ 4,124.95
--------------	---------	-------------

Total Mr JOHN WEBB	\$ 0.00	\$ 4,124.95
---------------------------	----------------	--------------------

Total Lump Sums Paid	\$ 0.00	\$ 4,124.95
-----------------------------	----------------	--------------------

Pensions Paid

Mr JOHN WEBB

John Robert Andrew Webb (Pension)	\$ 7,350.00
-----------------------------------	-------------

John Robert Andrew Webb Pension Account 2	\$ 2,769.00
---	-------------

Total Mr JOHN WEBB	\$ 8,348.00	\$ 10,119.00
---------------------------	--------------------	---------------------

Mrs CHRISTINA WEBB

Pension Account 1	\$ 7,350.00
-------------------	-------------

Total Mrs CHRISTINA WEBB	\$	7,350.00	
Total Pensions Paid	\$	14,518.00	
Total Member Payments	\$	14,518.00	
Other Expenses			
Accountancy Fee	\$	2,090.00	
Actuarial Fee	\$	198.00	
Adviser Fee	\$	3,574.00	
Auditor Fee	\$	847.00	
SMSF Supervisory Levy	\$	259.00	
Total Other Expenses	\$	6,968.00	
Investment Losses			
Realised Capital Losses			
Units In Listed Unit Trusts			
Switzer Higher Yield Fund (Managed Fund) - Switzer Higher Yield Fund (Managed Fund)			2,782.02
Total Units In Listed Unit Trusts	\$	0.00	\$ 2,782.02
Total Realised Capital Losses	\$	0.00	\$ 2,782.02
Total Investment Losses	\$	0.00	\$ 2,782.02
Total Expenses	\$	21,486.00	\$ 30,793.97

Income Tax**Income Tax Expense**

Income Tax Expense	\$	518.55	
Excessive Foreign Tax Credit Writeoff Expense	\$		0.00
Total Income Tax Expense	\$	4,392.51	\$ 518.55
Total Income Tax	\$	4,392.51	\$ 518.55

Profit & Loss Clearing Account

Total Profit & Loss Clearing Account	\$	137,816.45	\$ 41,187.36
--------------------------------------	----	------------	--------------

Assets**Investments**

Derivative Investments

Cipherpoint Limited - Option Expiring 15-Feb-2022	336	\$	0.00	0
Total Derivative Investments	0.67	\$	0.00	

Managed Investments

Australian Unity Childcare Property Fund	0.00	\$	51,797.48	49,930.09790
Australian Unity Childcare Property Fund-AUS4284AU	49,930.09790	\$	0.00	0
Centuria Healthcare Property Fund	39,920.15970	\$	40,379.24	39,920.15970
Total Managed Investments	89,850.23	\$	92,176.72	

Shares in Listed Companies

Alara Resources Limited	6,844.42	\$	4,355.54	155,555
Australia and New Zealand Banking Group Limited	3,410	\$	86,256.98	3,638
Australian Unity Limited 5.00% Cap Note 5.00% Perp Semi Non-Cum	260	\$	21,814.00	260
Cipherpoint Limited	70.54	\$	24.19	4,031
Commonwealth Bank of Australia	680	\$	68,183.60	680
Metcash Limited	52,436.08	\$	46,499.92	12,367
National Australia Bank Limited	79,020.16	\$	76,077.45	2,885
Pengana Private Equity 100 Ordinary Units Fully Paid	21,900	\$	33,288.00	21,900
Pepper Money Limited	15,332.38	\$	19,515.81	13,841
Plato Income Maximiser Ltd	42,000	\$	76,222.86	60,018
TPG Telecom Limited	20,883.06	\$	17,035.26	3,498
Tuas Limited	1,941.39	\$	3,655.41	1,749
Wam Leaders Limited	50,694.12	\$	60,498.90	41,580
Westpac Banking Corporation	2,704	\$	57,703.36	2,704
White Energy Company Limited	164	\$	0.50	6
Woodside Energy Group Limited	1,025	\$	35,301.00	1,025
Total Shares in Listed Companies	552,116.48	\$	606,432.78	

Units In Listed Unit Trusts

Switzer Higher Yield Fund (Managed Fund) - Switzer Higher Yield Fund (Managed Fund)		\$	0.00	0
Total Units In Listed Unit Trusts	25,883.10	\$	0.00	

Total Investments	\$	670,285.48	\$	698,609.50
-------------------	----	------------	----	------------

Other Assets**Cash At Bank**

MBL Bank Account	65,073.71	\$	72,148.88
------------------	-----------	----	-----------

Total Cash At Bank	65,073.71	\$	72,148.88
--------------------	-----------	----	-----------

Receivables**Investment Income Receivable****Distributions****Managed Investments**

Australian Unity Child Care Property Fund	0.00	\$	364.12
Centuria Healthcare Property Fund	166.34	\$	166.34

Total Managed Investments	166.34	\$	530.46
---------------------------	--------	----	--------

Shares in Listed Companies

Pengana Private Equity Trust - Ordinary Units Fully Paid		\$	0.00
--	--	----	------

Total Shares in Listed Companies		\$	0.00
----------------------------------	--	----	------

Units In Listed Unit Trusts

Switzer Higher Yield Fund (Managed Fund) - Switzer Higher Yield Fund (Managed Fund)		\$	0.00
---	--	----	------

Total Units In Listed Unit Trusts		\$	0.00
-----------------------------------	--	----	------

Total Distributions	2,156.68	\$	530.46
---------------------	----------	----	--------

Total Investment Income Receivable	2,156.68	\$	530.46
------------------------------------	----------	----	--------

Total Receivables	\$	2,156.68	\$	530.46
-------------------	----	----------	----	--------

Current Tax Assets

Income Tax Payable	0.01	\$	0.01
--------------------	------	----	------

Provision for Income Tax	\$	4,383.75	\$	518.55
--------------------------	----	----------	----	--------

Franking Credits**Shares in Listed Companies**

Australia And New Zealand Banking Group Limited	2,206.00	\$	2,206.00
---	----------	----	----------

Australian Unity Limited - Mci Cap Note 5.00% Perp Semi Non-Cum	557.14	\$	557.14
---	--------	----	--------

Commonwealth Bank of Australia.	1,224.00	\$	1,224.00
---------------------------------	----------	----	----------

Metcash Limited	1,192.54	\$	1,192.54
-----------------	----------	----	----------

National Australia Bank Limited	1,867.00	\$	1,867.00
---------------------------------	----------	----	----------

Pepper Money Limited	622.84	\$	622.84
----------------------	--------	----	--------

Plato Income Maximiser Limited.	0.00	\$	1,485.29
---------------------------------	------	----	----------

TPC Telecom Limited	269.84	\$	269.84
---------------------	--------	----	--------

Warrior Leaders Limited	1,397.13	\$	1,397.13
-------------------------	----------	----	----------

Westpac Banking Corporation	1,552.87	\$	1,552.87
-----------------------------	----------	----	----------

Woodside Energy Group Ltd	1,649.05	\$	1,649.05
---------------------------	----------	----	----------

Woodside Petroleum Ltd		\$	0.00
------------------------	--	----	------

Total Shares in Listed Companies	14,023.75	\$	14,023.70
----------------------------------	-----------	----	-----------

Units In Listed Unit Trusts

Switzer Higher Yield Fund (Managed Fund) - Switzer Higher Yield Fund (Managed Fund)	11.05	\$	11.05
---	-------	----	-------

Total Units In Listed Unit Trusts		\$	11.05
-----------------------------------	--	----	-------

Total Franking Credits	14,034.75	\$	14,034.75
------------------------	-----------	----	-----------

Foreign Tax Credits**Shares in Listed Companies**

Pengana Private Equity Trust - Ordinary Units Fully Paid		\$	0.00
--	--	----	------

Total Shares in Listed Companies		\$	0.00
----------------------------------	--	----	------

Total Foreign Tax Credits	9.31	\$	0.00
---------------------------	------	----	------

Excessive Foreign Tax Credit Writeoff	8.76	\$	0.00
---------------------------------------	------	----	------

Total Current Tax Assets	6,132.82	\$	13,516.21
--------------------------	----------	----	-----------

Total Other Assets	\$	73,363.21	\$	86,195.55
--------------------	----	-----------	----	-----------

Total Assets	\$	743,648.69	\$	784,805.05
--------------	----	------------	----	------------

Liabilities**Member Payments****Pensions Paid****Mr JOHN WEBB**

John Robert Andrew Webb (Pension)	22.89	\$	0.00
-----------------------------------	-------	----	------

John Robert Andrew Webb Pension Account	211	\$	0.00
---	-----	----	------

Total Mr JOHN WEBB	\$	31.00	\$	0.00
Total Pensions Paid	\$	31.00	\$	0.00
Total Member Payments	\$	31.00	\$	0.00
Total Liabilities	\$	31.00	\$	0.00

Member Entitlements**Member Entitlement Accounts**

Mr JOHN WEBB

Accumulation	\$	56,126.32	\$	56,738.93
John Robert Andrew Webb (Pension)	\$	291,887.75	\$	309,180.94
John Robert Andrew Webb Pension Account	\$	103,245.04	\$	109,425.83

Total Mr JOHN WEBB	\$	451,473.11	\$	475,345.70
--------------------	----	------------	----	------------

Mrs CHRISTINA WEBB

Pension Account 1	\$	292,144.58	\$	309,459.35
-------------------	----	------------	----	------------

Total Mrs CHRISTINA WEBB	\$	292,144.58	\$	309,459.35
--------------------------	----	------------	----	------------

Total Member Entitlement Accounts	\$	743,617.69	\$	784,805.05
-----------------------------------	----	------------	----	------------

Total Member Entitlements	\$	743,617.69	\$	784,805.05
---------------------------	----	------------	----	------------

Net Total	\$	907,343.65	\$	907,343.65	\$	857,304.93	\$	857,304.93
------------------	----	------------	----	------------	----	------------	----	------------