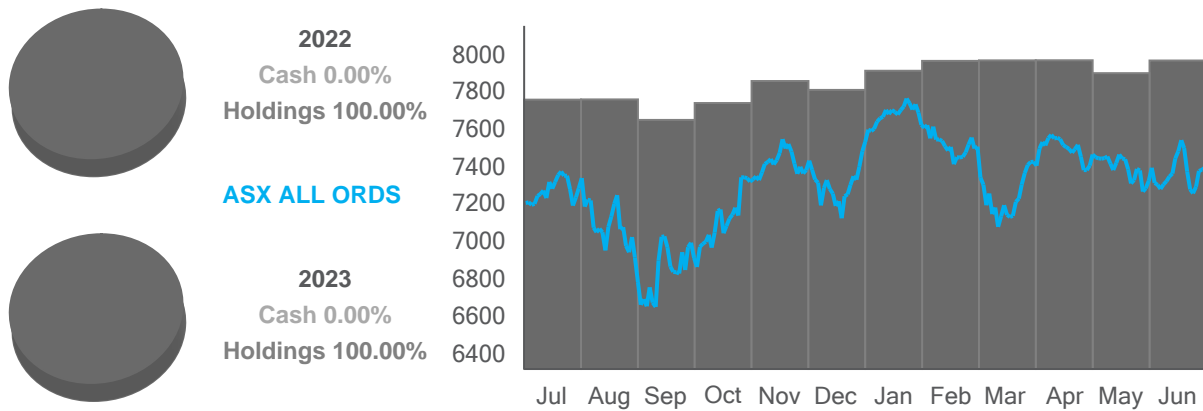


Financial Year Summary

01 Jul 2022 - 30 Jun 2023

Summary Information A/C 160483	+/-	
Holdings valuation at start of period		\$882,671.12
Holdings valuation at end of period	\$196,506.80	\$1,079,177.92
Portfolio at start of period		\$882,671.12
Portfolio at end of period	\$196,506.80	\$1,079,177.92
Total portfolio value		\$1,079,177.92
Total brokerage		\$942.18
Information service fees		\$0.00
Estimated dividends and distributions		\$61,552.71
Estimated franking credits		\$26,379.74



While every effort has been made to provide you with an accurate statement, we give no warranty of accuracy or reliability and take no responsibility for any errors or omissions including negligence by any officers, employees or agents. We encourage you to confirm the information, holdings and valuations contained herein. Information contained in the report may only relate to the period since you commenced our service.



Holdings valuation

01 Jul 2022 - 30 Jun 2023



Holdings valuation at 1 Jul 2022

\$882,671.12

Equities

ASX code	Description	Quantity	Price	Value
BHP	BHP GROUP FPO	1,900	\$41.250	\$78,375.00
CBA	CWLTH BANK FPO	3,000	\$90.380	\$271,140.00
COL	COLESGROUP FPO	4,500	\$17.810	\$80,145.00
FMG	FORTESCUE FPO	6,000	\$17.530	\$105,180.00
WDS	WOODSIDE FPO	4,343	\$31.840	\$138,281.12
WES	WESFARMER FPO	5,000	\$41.910	\$209,550.00
Sub total				\$882,671.12

Holdings valuation at 30 Jun 2023

\$1,079,177.92

Equities

ASX code	Description	Quantity	Price	Value
BHP	BHP GROUP FPO	1,900	\$44.990	\$85,481.00
CBA	CWLTH BANK FPO	3,000	\$100.270	\$300,810.00
COL	COLESGROUP FPO	5,900	\$18.420	\$108,678.00
DRE	DREDNOUGHT FPO	90,000	\$0.052	\$4,680.00
FMG	FORTESCUE FPO	6,000	\$22.180	\$133,080.00
SEK	SEEK FPO	1,000	\$21.720	\$21,720.00
SHL	SONIC HLTH FPO	800	\$35.570	\$28,456.00
WDS	WOODSIDE FPO	4,343	\$34.440	\$149,572.92
WES	WESFARMER FPO	5,000	\$49.340	\$246,700.00
Sub total				\$1,079,177.92

While every effort has been made to provide you with an accurate statement, we give no warranty of accuracy or reliability and take no responsibility for any errors or omissions including negligence by any officers, employees or agents. We encourage you to confirm the information, holdings and valuations contained herein. Information contained in the report may only relate to the period since you commenced our service.



Holdings valuation (continued)

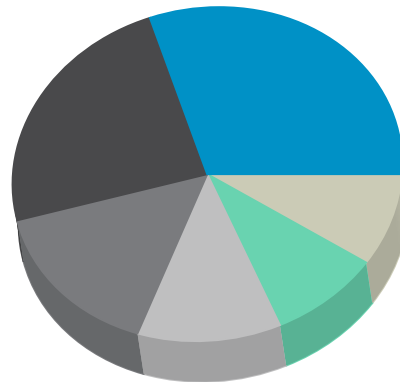
01 Jul 2022 - 30 Jun 2023

Holdings valuation at 1 Jul 2022

\$882,671.12

Holdings composition 1 Jul 2022

CBA 30.72% WDS 15.67% COL 9.08%
WES 23.74% FMG 11.92% BHP 8.88%

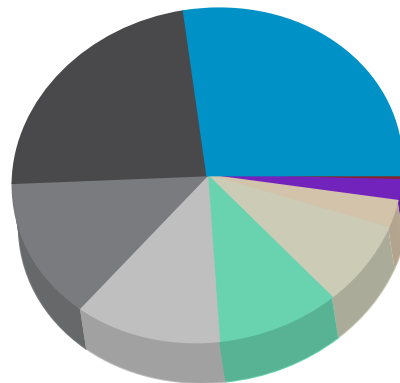


Holdings valuation at 30 Jun 2023

\$1,079,177.92

Holdings composition 30 Jun 2023

CBA 27.87% FMG 12.33% SHL 2.64%
WES 22.86% COL 10.07% SEK 2.01%
WDS 13.86% BHP 7.92% DRE 0.43%



While every effort has been made to provide you with an accurate statement, we give no warranty of accuracy or reliability and take no responsibility for any errors or omissions including negligence by any officers, employees or agents. We encourage you to confirm the information, holdings and valuations contained herein. Information contained in the report may only relate to the period since you commenced our service.



Transaction summary

01 Jul 2022 - 30 Jun 2023

Equities

COL

COLES GROUP ORDINARY

Date	Type	Action	Quantity	Unit price	Trade value	Brokerage	Other fees	GST	Total value
28/11/2018	In	Transfer	4,500	\$0.0000	\$0.00	\$0.00	\$0.00	\$0.00	\$0.00
06/02/2023	Buy	B23085339	1,400	\$18.0700	\$25,298.00	\$252.98	\$0.00	\$25.30	\$25,576.28
Sub total			5,900						

DRE

DREDNOUGHT RESOURCES ORDINARY

Date	Type	Action	Quantity	Unit price	Trade value	Brokerage	Other fees	GST	Total value
06/02/2023	Buy	B23085397	90,000	\$0.1075	\$9,674.99	\$96.75	\$0.00	\$9.68	\$9,781.42
Sub total			90,000						

SEK

SEEK LIMITED ORDINARY

Date	Type	Action	Quantity	Unit price	Trade value	Brokerage	Other fees	GST	Total value
06/02/2023	Buy	B23085331	1,000	\$25.6000	\$25,599.98	\$256.00	\$0.00	\$25.60	\$25,881.58
Sub total			1,000						

SHL

SONIC HEALTHCARE ORDINARY

Date	Type	Action	Quantity	Unit price	Trade value	Brokerage	Other fees	GST	Total value
06/02/2023	Buy	B23085348	800	\$31.3492	\$25,079.38	\$250.79	\$0.00	\$25.08	\$25,355.25
Sub total			800						

Please note that the Transaction Date listed of any Off Market Transfers (Transfer) may not necessarily match the Date of Purchase listed on the Off Market transfer form.

While every effort has been made to provide you with an accurate statement, we give no warranty of accuracy or reliability and take no responsibility for any errors or omissions including negligence by any officers, employees or agents. We encourage you to confirm the information, holdings and valuations contained herein. Information contained in the report may only relate to the period since you commenced our service.

Brokerage & information services

01 Jul 2022 - 30 Jun 2023



February 2023	Amount	GST	Total
Brokerage and trail fees	\$856.52	\$85.66	\$942.18
Information services	\$0.00	\$0.00	\$0.00
	\$856.52	\$85.66	\$942.18

Brokerage total	\$856.52	\$85.66	\$942.18
Information services total	\$0.00	\$0.00	\$0.00

While every effort has been made to provide you with an accurate statement, we give no warranty of accuracy or reliability and take no responsibility for any errors or omissions including negligence by any officers, employees or agents. We encourage you to confirm the information, holdings and valuations contained herein. Information contained in the report may only relate to the period since you commenced our service.



Estimated dividends & distributions

01 Jul 2022 - 30 Jun 2023

BHP BHP GROUP LIMITED ORDINARY

Ex div. date	Payment date	Type	Div. amount	Franking %	Balance	Franking credit	Est. dividend
01/09/2022	22/09/2022	Final	\$2.551839	100.00%	1,900	\$2,077.93	\$4,848.49
09/03/2023	30/03/2023	Interim	\$1.363636	100.00%	1,900	\$1,110.39	\$2,590.91
Estimated sub total						\$3,188.32	\$7,439.40

CBA COMMONWEALTH BANK. ORDINARY

Ex div. date	Payment date	Type	Div. amount	Franking %	Balance	Franking credit	Est. dividend
17/08/2022	29/09/2022	Final	\$2.10	100.00%	3,000	\$2,700.00	\$6,300.00
22/02/2023	30/03/2023	Interim	\$2.10	100.00%	3,000	\$2,700.00	\$6,300.00
Estimated sub total						\$5,400.00	\$12,600.00

COL COLES GROUP ORDINARY

Ex div. date	Payment date	Type	Div. amount	Franking %	Balance	Franking credit	Est. dividend
02/09/2022	28/09/2022	Final	\$0.30	100.00%	4,500	\$578.57	\$1,350.00
02/03/2023	30/03/2023	Interim	\$0.36	100.00%	5,900	\$910.29	\$2,124.00
Estimated sub total						\$1,488.86	\$3,474.00

FMG FORTESCUE METALS GRP ORDINARY

Ex div. date	Payment date	Type	Div. amount	Franking %	Balance	Franking credit	Est. dividend
05/09/2022	29/09/2022	Final	\$1.21	100.00%	6,000	\$3,111.43	\$7,260.00
27/02/2023	29/03/2023	Interim	\$0.75	100.00%	6,000	\$1,928.57	\$4,500.00
Estimated sub total						\$5,040.00	\$11,760.00

While every effort has been made to provide you with an accurate statement, we give no warranty of accuracy or reliability and take no responsibility for any errors or omissions including negligence by any officers, employees or agents. We encourage you to confirm the information, holdings and valuations contained herein. Information contained in the report may only relate to the period since you commenced our service.

Estimated dividends & distributions (continued)

01 Jul 2022 - 30 Jun 2023

SEK SEEK LIMITED ORDINARY

Ex div. date	Payment date	Type	Div. amount	Franking %	Balance	Franking credit	Est. dividend
22/03/2023	05/04/2023	Interim	\$0.24	100.00%	1,000	\$102.86	\$240.00
Estimated sub total						\$102.86	\$240.00

SHL SONIC HEALTHCARE ORDINARY

Ex div. date	Payment date	Type	Div. amount	Franking %	Balance	Franking credit	Est. dividend
07/03/2023	22/03/2023	Interim	\$0.42	100.00%	800	\$144.00	\$336.00
Estimated sub total						\$144.00	\$336.00

WDS WOODSIDE ENERGY ORDINARY

Ex div. date	Payment date	Type	Div. amount	Franking %	Balance	Franking credit	Est. dividend
08/09/2022	06/10/2022	Interim	\$1.59953	100.00%	4,343	\$2,977.18	\$6,946.76
08/03/2023	05/04/2023	Final	\$2.154399	100.00%	4,343	\$4,009.95	\$9,356.55
Estimated sub total						\$6,987.13	\$16,303.31

WES WESFARMERS LIMITED ORDINARY

Ex div. date	Payment date	Type	Div. amount	Franking %	Balance	Franking credit	Est. dividend
31/08/2022	06/10/2022	Final	\$1.00	100.00%	5,000	\$2,142.86	\$5,000.00
20/02/2023	28/03/2023	Interim	\$0.88	100.00%	5,000	\$1,885.71	\$4,400.00
Estimated sub total						\$4,028.57	\$9,400.00

While every effort has been made to provide you with an accurate statement, we give no warranty of accuracy or reliability and take no responsibility for any errors or omissions including negligence by any officers, employees or agents. We encourage you to confirm the information, holdings and valuations contained herein. Information contained in the report may only relate to the period since you commenced our service.

Estimated dividends & distributions (continued)

01 Jul 2022 - 30 Jun 2023



Estimated total

\$26,379.74

\$61,552.71

The information presented in this report is a general estimation and is intended as a guide for indicative purposes only. It is an extrapolation of our understanding of your holdings against publicly available dividend entitlement and payment information. It should not be considered a replacement for your own records. We encourage you to confirm the information and holdings represented here.

While every effort has been made to provide you with an accurate statement, we give no warranty of accuracy or reliability and take no responsibility for any errors or omissions including negligence by any officers, employees or agents. We encourage you to confirm the information, holdings and valuations contained herein. Information contained in the report may only relate to the period since you commenced our service.

