

WILLANG SUPER FUND
Jabez WA Pty Ltd (TRUSTEE)
ABN 17 821 974 466
Comparative Trial Balance as at 30 June 2020

	2020 \$ Dr	2020 \$ Cr	2019 \$ Dr	2019 \$ Cr
Income				
0550		1,427.12		2,693.10
0551		1,891.98		
0552		117.01		811.76
0575		184.41		282.05
0584		117.48		57.56
0601	5,802.05		1,097.07	
0760				
0760.01				10,452.51
0760.02				7,452.52
0760.03		13,510.63		
		13,510.63		17,905.03
0970	38,115.87		17,887.31	
Expenses				
1510	3,200.00		2,100.00	
1535	630.00		620.00	
1685	54.00		53.00	
1798	512.00			
1931	259.00		259.00	
1998				
1998.01				196.70
1998.02				194.72
1998.03		25.53		
1998.04		19.29		
		44.82		391.42
1999				
1999.01			5,005.58	
1999.02			1,117.88	
1999.03	2,026.59			
	2,026.59		6,123.46	

These financial statements are unaudited. They must be read in conjunction with the attached Accountant's Compilation Report and Notes which form part of these financial statements.

WILLANG SUPER FUND
Jabez WA Pty Ltd (TRUSTEE)

ABN 17 821 974 466

Comparative Trial Balance as at 30 June 2020

	2020	2020	2019	2019
	\$ Dr	\$ Cr	\$ Dr	\$ Cr
Current Assets				
2000	Cash at bank	74,177.85		88,803.44
2101	Dividend Receivable	662.01		
2401	Share Applications Lodged	5,000.00		5,000.00
Non Current Assets				
2520	Shares in listed companies			
2520.17	- GMC GULFMANGA	10,112.00		
2520.25	- ivyKoin	2,000.00		2,000.00
2520.26	- Myanmarmet			23,189.16
2520.27	- Vanguard Ltd			10,066.52
2520.28	- Dow Jones Real Estate Fund			10,100.84
2520.29	- VanEck Infrastructure	20,740.60		10,113.85
2520.30	- SPDR Global	20,233.00		10,121.00
2520.31	- VanEck Vectors			10,109.44
2520.32	- VanEck Vectors Bond Plus			10,117.63
2520.33	- Opendna Ltd			22,078.50
2520.37	- RLG ROOLIFEGRO	27,348.50		
2520.38	- PPK	17,855.83		
2520.99	- Changes in NMV		36,008.08	1,485.09
		<u>98,289.93</u>	<u>36,008.08</u>	<u>109,382.03</u>
2700	The perth Mint	11,833.16		
2710	Changes In NMV		622.70	
Current Liabilities				
3325	Taxation		6,782.04	5,179.28

These financial statements are unaudited. They must be read in conjunction with the attached Accountant's Compilation Report and Notes which form part of these financial statements.

WILLANG SUPER FUND

Jabez WA Pty Ltd (TRUSTEE)

ABN 17 821 974 466**Comparative Trial Balance as at 30 June 2020**

	2020	2020	2019	2019
	\$ Dr	\$ Cr	\$ Dr	\$ Cr
Equity				
4000				
	Opening balance - Members fund			
4000.01		112,804.67		60,184.12
4000.02		85,201.52		59,578.42
		198,006.19		119,762.54
4050	Transfers from other funds			
4050.01				49,221.57
4050.02				35,021.00
				84,242.57
4080	Benefits paid			
4080.01	10,340.00			
4080.02	7,810.00			
	18,150.00			
	258,712.46	258,712.46	231,325.31	231,325.31
Net Loss	33,306.06		5,998.92	

These financial statements are unaudited. They must be read in conjunction with the attached Accountant's Compilation Report and Notes which form part of these financial statements.

①



Macquarie Cash Management Account

MACQUARIE BANK LIMITED
ABN 46 008 583 542 AFSL 237502

enquiries 1800 806 310
transact@macquarie.com
www.macquarie.com.au

PO Box 7306, Cloisters Square
Perth, WA 6850



JABEZ WA PTY LTD
11 KALBARRI STREET
LESMURDIE WA 6076

Level 3
235 St Georges Terrace
Perth, WA 6000

account balance **\$28,674.77**
as at 31 Dec 19

account name JABEZ WA PTY LTD ATF
WILLANG SUPER FUND
account no. 962778940

transaction	description	debits	credits	balance
30.06.19	OPENING BALANCE			88,803.44
02.07.19	Interest REBATE OF ADVISER COMMISSION <i>0584</i>		16.63	88,820.07
04.07.19	Direct debit PERSHING SECURIT 1310315 <i>- 2520.24</i>	20,213.04		68,607.03
11.07.19	Deposit WDIV DST 001230346521		355.54	68,962.57
11.07.19	Deposit DJRE DST 001230375732 <i>- 2520.28</i>		159.64	69,122.21
16.07.19	Deposit VGS PAYMENT JUL19/00805905 <i>- 2520.27</i>		95.59	69,217.80
22.07.19	Deposit PLUS DIV 001230563078		86.88	69,304.68
22.07.19	Deposit IFRA DIV 001230565294		88.35	69,393.03
22.07.19	Deposit MVW DIV 001230585455		184.24	69,577.27
25.07.19	Direct debit PERSHING SECURIT 1333789	5,021.00		64,556.27
31.07.19	Interest MACQUARIE CMA INTEREST PAID* <i>0575</i>		46.32	64,602.59
02.08.19	Interest REBATE OF ADVISER COMMISSION		14.85	64,617.44


how to make a transaction

online
Log in to www.macquarie.com.au/personal

by phone
Call 133 275 to make a phone transaction

transfers from another bank account
Transfer funds from another bank to this account:
BSB 182 512
ACCOUNT NO. 962778940

deposits using BPay
From another bank



continued on next



Macquarie Cash Management Account

enquiries 1800 806 310

account name JABEZ WA PTY LTD ATF
WILLANG SUPER FUND
account no. 962778940

We offer several options that allow you to make payments and view transactions free of charge

- Electronic funds transfers up to \$20,000 a day using online banking.
- Increase your limit to \$100,000 temporarily or nominate an account for unlimited transfers by contacting us.
- BPAY payments (subject to BPAY biller code limits) free of charge via online and mobile banking.
- Make the switch to free online statements by updating your preference online.

About your account

- Interest is calculated on daily balances and paid monthly. The interest rate is variable and may change at any time without prior notice.
- If you have a complaint about our service, or you'd like more information about your account including fees and charges, mistaken payments or unauthorised transactions, please read the terms and conditions for your account or contact us.

Protect your account

- Please check each entry on this statement. If you think there is an error or unauthorised transaction, please contact us right away.
- If you have new contact details, please contact us to update them.
- This statement should be kept in a safe place at all times. Please read the Product Information Statement for more details about keeping your account secure.

Access to and sharing your data

- We may provide access to or share an electronic copy of your data (account details, balance, transaction history and personal information) with other parties at your or your Financial Services Professional's request. This includes people who work with or for your Financial Services Professional such as accountants, consultants, technology platform owner/operators and others, some of whom may not be in Australia.
- Please refer to the current offer document for more information and speak with your Financial Services Professional if you have questions about how your data may be used, disclosed and/or protected.

Visit our Help Centre

- Here you'll find answers to common questions about your account. For more information, please visit help.macquarie.com

Download the Macquarie Mobile Banking app

- The Macquarie Mobile Banking app makes managing your money simple and convenient.



*The Apple logo is a trademark of Apple Inc, registered in the U.S. and other countries.
App Store is a service mark of Apple Inc. Google Logo is a trademark of Google LLC.*



Macquarie Cash Management Account

enquiries 1800 806 310

account name JABEZ WA PTY LTD ATF
WILLANG SUPER FUND
account no. 962778940

	transaction	description	debits	credits	balance
09.08.19	Funds transfer	TRANSACT FUNDS TFR TO K A & L J WILLIAMS	710.00		63,907.44
09.08.19	Funds transfer	TRANSACT FUNDS TFR TO K A & L J WILLIAMS	940.00		62,967.44
09.08.19	Funds transfer	TRANSACT FUNDS TFR TO SUCCESS TAX PROFES ⁻¹⁵¹⁰	2,610.00		60,357.44
19.08.19	Funds transfer	TRANSACT FUNDS TFR TO SUNIL ADIYODI ⁻¹⁵¹⁰	980.00		59,377.44
26.08.19	Deposit	PERSHING SECURIT 1371210		20.35	59,397.79
30.08.19	Interest	MACQUARIE CMA INTEREST PAID*		38.08	59,435.87
03.09.19	Interest	REBATE OF ADVISER COMMISSION		12.96	59,448.83
10.09.19	Funds transfer	PP TO K A & L J WILLIAMS	710.00		58,738.83
10.09.19	Funds transfer	PP TO K A & L J WILLIAMS	940.00		57,798.83
13.09.19	Direct debit	PERSHING SECURIT 1395171	12,146.65		45,652.18
30.09.19	Interest	MACQUARIE CMA INTEREST PAID*		30.22	45,682.40
02.10.19	Interest	REBATE OF ADVISER COMMISSION		10.48	45,692.88
08.10.19	Direct debit	PERSHING SECURIT 1421037	7,516.00		38,176.88
10.10.19	Funds transfer	PP TO K A & L J WILLIAMS	710.00		37,466.88
10.10.19	Funds transfer	PP TO K A & L J WILLIAMS	940.00		36,526.88
16.10.19	Deposit	PLUS DIV 001235234792		86.88	36,613.76
16.10.19	Deposit	IFRA DIV 001235239647		88.35	36,702.11
16.10.19	Deposit	VGS PAYMENT OCT19/00806406		48.45	36,750.56
31.10.19	Interest	MACQUARIE CMA INTEREST PAID*		16.67	36,767.23
04.11.19	Interest	REBATE OF ADVISER COMMISSION		8.24	36,775.47
08.11.19	Funds transfer	PP TO K A & L J WILLIAMS	710.00		36,065.47
08.11.19	Funds transfer	PP TO K A & L J WILLIAMS	940.00		35,125.47
22.11.19	Direct debit	PERSHING SECURIT 1470856	5,161.00		29,964.47
29.11.19	Interest	MACQUARIE CMA INTEREST PAID*		13.08	29,977.55
03.12.19	Interest	REBATE OF ADVISER COMMISSION		6.97	29,984.52
10.12.19	Funds transfer	PP TO K A & L J WILLIAMS	710.00		29,274.52
10.12.19	Funds transfer	PP TO K A & L J WILLIAMS	940.00		28,334.52

continued on next

6



Macquarie Cash Management Account

enquiries 1800 806 310

account name JABEZ WA PTY LTD ATF
WILLANG SUPER FUND
account no. 962778940

transaction	description	debits	credits	balance
20.12.19	Deposit		329.06	28,663.58
31.12.19	Interest		11.19	28,674.77
	CLOSING BALANCE AS AT 31 DEC 19	61,897.69	1,769.02	28,674.77

* Stepped interest rates as at 31 December 2019: balances \$0.00 to \$4,999.99 earned 0.00%; balances \$5,000.00 and above earned 0.55%



Macquarie Cash Management Account

MACQUARIE BANK LIMITED
ABN 46 008 583 542 AFSL 237502

enquiries 1800 806 310
transact@macquarie.com
www.macquarie.com.au

GPO Box 2520
Sydney, NSW 2001



JABEZ WA PTY LTD
11 KALBARRI STREET
LESMURDIE WA 6076

1 Shelley Street
Sydney, NSW 2000

account balance **\$74,177.85**
as at 30 Jun 20

account name JABEZ WA PTY LTD ATF
WILLANG SUPER FUND
account no. 962778940

transaction	description	debits	credits	balance
31.12.19	OPENING BALANCE			28,674.77
03.01.20	Interest REBATE OF ADVISER COMMISSION	-0584	6.14	28,680.91
10.01.20	Funds transfer PP TO K A & L J WILLIAMS	710.00		27,970.91
10.01.20	Funds transfer PP TO K A & L J WILLIAMS	940.00		27,030.91
13.01.20	Deposit WDIV DST 001236561481		305.80	27,336.71
13.01.20	Deposit DJRE DST 001236521238		215.69	27,552.40
14.01.20	Deposit PERSHING SECURIT 1518726		113.08	27,665.48
17.01.20	Deposit IFRA DIV 001236749645		88.35	27,753.83
17.01.20	Deposit MWV DIV 001236756205		200.69	27,954.52
17.01.20	Deposit VGS PAYMENT JAN20/00807014		59.06	28,013.58
22.01.20	Deposit PLUS DIV 001236781797		86.88	28,100.46
23.01.20	Direct debit PERSHING SECURIT 1529090	10,626.75		17,473.71

how to make a transaction

online
Log in to www.macquarie.com.au/personal

by phone
Call 133 275 to make a phone transaction

transfers from another bank account
Transfer funds from another bank to this account:
BSB 182 512
ACCOUNT NO. 962778940

deposits using BPay
From another bank



Bill code: 667022
Ref: 962 778 940

continued on next

8



Macquarie Cash Management Account

enquiries 1800 806 310

account name JABEZ WA PTY LTD ATF
WILLANG SUPER FUND
account no. 962778940

transaction	description	debits	credits	balance
24.01.20	Deposit		QUICKSUPER QUICKSPR2618467515 646.31	18,120.02
31.01.20	Interest		MACQUARIE CMA INTEREST PAID* 9.45	18,129.47
04.02.20	Interest		REBATE OF ADVISER COMMISSION 5.34	18,134.81
10.02.20	Funds transfer	710.00		17,424.81
10.02.20	Funds transfer	940.00		16,484.81
12.02.20	Deposit		LYNETTE WILLIAMS Trans- retirement 3,300.00	19,784.81
13.02.20	Direct debit	12,016.10		7,768.71
28.02.20	Interest		MACQUARIE CMA INTEREST PAID* 0575 3.02	7,771.73
02.03.20	Deposit		PERSHING SECURIT 1570752 24,940.77	32,712.50
03.03.20	Interest		REBATE OF ADVISER COMMISSION 0584 2.38	32,714.88
10.03.20	Deposit		PERSHING SECURIT 1582870 20,343.67	53,058.55
10.03.20	Funds transfer	710.00		52,348.55
10.03.20	Funds transfer	940.00		51,408.55
12.03.20	Deposit		QUICKSUPER QUICKSPR2655566720 962.37	52,370.92
13.03.20	Deposit		PERSHING SECURIT 1589312 1,151.36	53,522.28
18.03.20	Deposit		RRL DIVIDEND MAR20/00807074 296.00	53,818.28
31.03.20	Interest		MACQUARIE CMA INTEREST PAID* 8.74	53,827.02
02.04.20	Interest		REBATE OF ADVISER COMMISSION 9.90	53,836.92
09.04.20	Funds transfer	710.00		53,126.92
09.04.20	Funds transfer	940.00		52,186.92
14.04.20	Deposit		QUICKSUPER QUICKSPR2675353659 688.68	52,875.60
17.04.20	Deposit		IFRA DST 001241489292 176.70 ✓	53,052.30
30.04.20	Interest		MACQUARIE CMA INTEREST PAID* 2.14	53,054.44
30.04.20	Deposit		PPK GRP LTD APR20/00800794 34.00	53,088.44
30.04.20	BPAY	521.00		52,567.44
04.05.20	Interest		REBATE OF ADVISER COMMISSION 10.90	52,578.34
08.05.20	Funds transfer	710.00		51,868.34

continued on next



Macquarie Cash Management Account

enquiries 1800 806 310

account name JABEZ WA PTY LTD ATF
WILLANG SUPER FUND
account no. 962778940

transaction	description	debits	credits	balance
08.05.20	Funds transfer PP TO K A & L J WILLIAMS	940.00		50,928.34
19.05.20	Deposit PERSHING SECURIT 1676580		18,678.22	69,606.56
21.05.20	Deposit QUICKSUPER QUICKSPR2698141240		651.56	70,258.12
25.05.20	Funds transfer TRANSACT FUNDS TFR TO K A & L J Williams	512.00		69,746.12
29.05.20	Interest MACQUARIE CMA INTEREST PAID*		2.57	69,748.69
29.05.20	Deposit PERSHING SECURIT 1691105		5,715.35	75,464.04
02.06.20	Interest REBATE OF ADVISER COMMISSION		12.69	75,476.73
05.06.20	Deposit PERSHING SECURIT 1700725		5,542.70	81,019.43
09.06.20	Funds transfer TRANSACT FUNDS TFR TO GOLDCORP AUSTRALIA	11,833.16		69,186.27
10.06.20	Funds transfer PP TO K A & L J WILLIAMS	710.00		68,476.27
10.06.20	Funds transfer PP TO K A & L J WILLIAMS	940.00		67,536.27
22.06.20	Deposit LYNETTE WILLIAMS		6,000.00	73,536.27
22.06.20	Deposit QUICKSUPER QUICKSPR2717985338		327.09	73,863.36
22.06.20	Deposit QUICKSUPER QUICKSPR2717985339		311.56	74,174.92
30.06.20	Interest MACQUARIE CMA INTEREST PAID*		2.93	74,177.85

Handwritten signature and a large checkmark next to the final balance of 74,177.85.



16

Macquarie Cash Management Account

enquiries 1800 806 310

account name JABEZ WA PTY LTD ATF
WILLANG SUPER FUND
account no. 962778940

transaction	description	debits	credits	balance
	CLOSING BALANCE AS AT 30 JUN 20	45,409.01	90,912.09	74,177.85

* Stepped interest rates for the period 1 January to 5 March: balances \$0.00 to \$4,999.99 earned 0.00%
balances \$5,000.00 and above earned 0.55% pa (65 days); 6 March to 23 March: balances \$0.00 to \$4,999.99
earned 0.00% balances \$5,000.00 and above earned 0.30% pa (18 days); 24 March to 30 June: balances
\$0.00 to \$4,999.99 earned 0.05% balances \$5,000.00 and above earned 0.05% pa (99 days)

annual interest summary 2019/2020

INTEREST PAID		184.41
TOTAL REBATE OF ADVISER COMMISSION		117.48
TOTAL INCOME PAID		301.89



Income Entitlement

From 01/07/2019 To 30/06/2020

by Asset

Entity ID: 1126089
Jabez WA Pty Ltd Willang SF

Advisor: Sheppard, Peter

Date Entitled	Date Paid	Income Type	Symbol Code	Asset Name	Holding at Entitlement	Income Rate	Income (AUD)	Franked %	Imputation Credit(AUD)
17/03/2020	30/04/2020	Dividend	PPK:ASX	PPK GROUP FPO	3,400.00	1¢	34.00	100.00	14.57
30/12/2019	13/01/2020	Dividend	DJRE:ASX	SPDR DJRE ETF UNITS	852.00	25.3158¢	215.69	0.18	0.17
30/12/2019	13/01/2020	Dividend	WDIV:ASX	SPDR WDIV ETF UNITS	1,015.00	30.1276¢	305.80	1.63	2.14
29/05/2020	10/07/2020	Dividend	WDIV:ASX	SPDR WDIV ETF UNITS	1,015.00	65.2228¢	662.01	2.66	7.56
01/07/2019	22/07/2019	Dividend	PLUS:ASX	VE AU BOND ETF UNITS	543.00	16¢	86.88		9.69
01/10/2019	16/10/2019	Dividend	PLUS:ASX	VE AU BOND ETF UNITS	543.00	16¢	86.88		2.14
07/01/2020	22/01/2020	Dividend	PLUS:ASX	VE AU BOND ETF UNITS	543.00	16¢	86.88		7.56
01/07/2019	22/07/2019	Dividend	MVW:ASX	VE EQ WGT ETF UNITS	329.00	56¢	184.24	68.00	92.56
02/01/2020	17/01/2020	Dividend	MVW:ASX	VE EQ WGT ETF UNITS	329.00	61¢	200.69	45.19	53.69
01/07/2019	22/07/2019	Dividend	IFRA:ASX	VE INFRA ETF UNITS	465.00	19¢	88.35		38.86
01/10/2019	16/10/2019	Dividend	IFRA:ASX	VE INFRA ETF UNITS	465.00	19¢	88.35		0.03
02/01/2020	17/01/2020	Dividend	IFRA:ASX	VE INFRA ETF UNITS	465.00	19¢	88.35	0.07	0.03
01/04/2020	16/04/2020	Dividend	IFRA:ASX	VE INFRA ETF UNITS	930.00	19¢	176.70		
01/04/2020	16/04/2020	Dividend	IFRA:ASX	VE INFRA ETF UNITS	996.96	19¢	176.70		
01/07/2019	16/07/2019	Dividend	VGS:ASX	VINTL ETF UNITS	131.00	72.9679¢	203.10		117.01
01/10/2019	16/10/2019	Dividend	VGS:ASX	VINTL ETF UNITS	131.00	36.9838¢	48.45		
02/01/2020	17/01/2020	Dividend	VGS:ASX	VINTL ETF UNITS	131.00	45.0855¢	59.06		
Totals							2,684.62		

- 176.70
 2507.92
 355.54
 296.00
 3159.46
 159.64
 3319.10

WDIV
RRL
DJRE

sub up

Holdings - by Asset Group

As at 30/06/2020

Cost Amounts include Charges and Taxes

Advisor: Sheppard, Peter

Valuation Currency: AUD Australia, Dollar

Asset Code	Asset Name	Quantity	Cost Account	Avg Price	Mkt Price	Accrued Int	Cost	Market Value	Portfolio %	Gain/Loss %
Equities - Shares - 41.1%										
GMC	GULFMANGA FPO	710,000	✓ 5,091.00 CCCtrd	0.01	0.01		5,091.00	3,550.00	6.41	-1,541.00 -30.2
PPK	PPK Group Ltd	3,400	✓ 17,855.83 CCCtrd	5.25	3.11		17,855.83	10,574.00	19.08	-7,281.83 -40.7
RLG	ROOLIFEGRO FPO	480,000	20,958.50 CCCtrd	0.04	0.02	2,734.81	20,958.50	8,640.00	15.59	-12,318.50 -58.7
	Totals for Equities - Shares - Ords		+ 6370			0.00	43,905.33	22,764.00	41.07	-21,141.33 -48.15
Funds - Exchange Traded Fund - 58.9%										
WDIV	SPDR WDIV ETF UNITS	1,015	✓ 20,233.00 CCCtrd	19.93	15.09		20,233.00	15,316.35	27.63	-4,916.65 -24.3
IFRA	VE INFRA ETF UNITS	930	✓ 20,740.60 CCCtrd	22.30	18.65		20,740.60	17,344.50	31.29	-3,396.10 -16.3
	Totals for Funds - Exchange Traded Fund					0.00	40,973.60	32,660.85	58.93	-8,312.75 -20.29
Portfolio TOTALS (AUD Australia, Dollar)										
						0.00	84,878.93	55,424.85		-29,454.08 -34.70

Handwritten notes and calculations:

- 55424.85
- 6857.00
- 62281.85
- 2734.81
- 22764.00
- 27630
- 29454.08
- 35844.08
- 1836.00
- 24008.88

12





Holdings - by Asset Group

As at 30/06/2020

Cost Amounts include Charges and Taxes

Entity ID: 1620364
 JABEZ WA PTY LTD Willang SF no2

Advisor: m2 Admin, auops

Valuation Currency: AUD Australia, Dollar

Asset Code	Asset Name	Quantity	Cost Account	Avg Price	Mkt Price	Accrued Int	Cost	Market Value	Portfolio %	Gain/Loss	%
Equities - Shares - Ords - 100.0%											
GMC	GULFMANGA FPO	700,000	5,021.00	0.01	0.01		5,021.00	3,500.00	51.04	-1,521.00	-30.2
RLG	ROOLIFEGRO FPO	186,500	0.00	0.00	0.02		0.00	3,357.00	48.96	3,357.00	0
Totals for Equities - Shares - Ords						0.00	5,021.00	6,857.00	100.00	1,836.00	36.57

13



Account Statement

From 01/07/2019 To 30/06/2020

Entity ID: 1126089
Jabez WA Pty Ltd Willang SF

Advisor: Sheppard, Peter

Currency	Date	Type	Description	Reference	Cash Amount	Cash Balance
AUD			Account: CCCtrd - CCC Trading A/C			
AUD			AUD - Australia, Dollar			
	02/07/2019	Buy	Opening Balance			0.00
	02/07/2019	Buy	436 DJRE @ AUD 22.89, SPDR DJRE ETF UNITS BUY 436.0000...		-10,101.04	-10,101.04
	04/07/2019	Receipt	515 WDIV @ AUD 19.40, SPDR WDIV ETF UNITS BUY 515.0000... EFT BSB:182512 Acc:962778940		-10,112.00	-20,213.04
	22/08/2019	Sell	100,000 MYL @ AUD 0.05, Myanmar Metals Limited SELL 10...		20,213.04	0.00
	22/08/2019	Buy	710,000 GMC @ AUD 0.01, GULFMANGA FPO BUY 710000.000000...		5,111.35	5,111.35
	26/08/2019	Paid Out	EFT BSB:182512 Acc:962778940		-5,091.00	20.35
	11/09/2019	Buy	50,000 OPN @ AUD 0.04, OPENDNA FPO BUY 50000.0000000000...		-20.35	
	11/09/2019	Buy	2,200 RRL @ AUD 4.57, Regis Resources Ltd BUY 2200.0000...		-1,971.00	-1,971.00
	13/09/2019	Receipt	EFT BSB:182512 Acc:962778940		-10,175.65	-12,146.65
	04/10/2019	Buy	1,500 RRL @ AUD 4.93, Regis Resources Ltd BUY 1500.0000...		12,146.65	
	08/10/2019	Receipt	EFT BSB:182512 Acc:962778940		-7,516.00	-7,516.00
	20/11/2019	Buy	7,000 EMV @ AUD 0.72, EMVISION FPO BUY 7000.0000000000 EMV @ 0.72		7,516.00	
	22/11/2019	Receipt	EFT BSB:182512 Acc:962778940		-5,161.00	-5,161.00
	06/12/2019	Code Old	366,500 OPN @ AUD 0.05, OPENDNA FPO Code Change OPN to...		5,161.00	
	06/12/2019	Code New	366,500 RLG @ AUD 0.05, ROOLIFEGRO FPO Code Change RLG...			
	10/01/2020	Sell	387,000 MYL @ AUD 0.05, Myanmar Metals Limited SELL 38...		17,968.91	17,968.91
	10/01/2020	Buy	3,400 PPK @ AUD 5.19, PPK Group Ltd BUY 3400.0000000000 PPK @ 5.188926		-17,855.83	113.08
	14/01/2020	Paid Out	EFT BSB:182512 Acc:962778940		-113.08	
	21/01/2020	Buy	465 IFRA @ AUD 22.58, VE INFRA ETF UNITS BUY 465.000000...		-10,626.75	-10,626.75
	23/01/2020	Receipt	EFT BSB:182512 Acc:962778940		10,626.75	
	11/02/2020	Buy	34 VGS @ AUD 87.22, VINTL ETF UNITS BUY 34.0000000000 VGS @ 87.22		-3,086.48	-3,086.48
	11/02/2020	Buy	171 MVW @ AUD 32.22, VE EQ WGT ETF UNITS BUY 171.0000...		-5,630.62	-8,717.10
	11/02/2020	Buy	113,500 RLG @ AUD 0.03, ROOLIFEGRO FPO BUY 113500.0000...		-3,299.00	-12,016.10
	13/02/2020	Receipt	EFT BSB:182512 Acc:962778940		12,016.10	
	27/02/2020	Sell	500 MVW @ AUD 30.13, VE EQ WGT ETF UNITS SELL 500.0000...		14,882.71	14,882.71
	27/02/2020	Sell	543 PLUS @ AUD 18.75, VE AU BOND ETF UNITS SELL 543.00...		10,058.06	24,940.77
	02/03/2020	Paid Out	EFT BSB:182512 Acc:962778940		-24,940.77	20,343.67
	03/03/2020	Receipt	500 DJRE @ AUD 24.17, SPDR DJRE ETF BUY 500.0000...		20,343.67	20,343.67

Account Statement

Entity ID: 1126089
 Jabez WA Pty Ltd Willang SF

Currency	Date	Type	Description	Reference	Cash Amount	Cash Balance
	10/03/2020	Paid Out	EFT BSB:182512 Acc:962778940	Unallocated ...	-20,343.67	AUD
	11/03/2020	Sell	7,000 EMV @ AUD 0.63, EMVISION FPO SELL 7000.000000000000 EMV @ 0.63		4,289.00	AUD
	11/03/2020	Sell	165 VGS @ AUD 75.07, VINTL ETF UNITS SELL 165.000000000000 VGS @ 75.07		12,236.67	AUD
	11/03/2020	Buy	1,230 BBOZ @ AUD 12.35, BETA SBEAR TMF UNITS BUY 1230...		15,374.31	AUD
	13/03/2020	Paid Out	EFT BSB:182512 Acc:962778940	Unallocated ...	-1,151.36	AUD
	15/05/2020	Sell	3,700 RRL @ AUD 5.11, Regis Resources Ltd SELL 3700.00...		18,678.22	AUD
	19/05/2020	Paid Out	EFT BSB:182512 Acc:962778940	Unallocated ...	-18,678.22	AUD
	27/05/2020	Sell	615 BBOZ @ AUD 9.49, BETA SBEAR TMF UNITS SELL 615.000...		5,715.35	AUD
	29/05/2020	Paid Out	EFT BSB:182512 Acc:962778940	Unallocated ...	-5,715.35	AUD
	03/06/2020	Sell	615 BBOZ @ AUD 9.04, BETA SBEAR TMF UNITS SELL 615.000...		5,542.70	AUD
	05/06/2020	Paid Out	EFT BSB:182512 Acc:962778940	Unallocated ...	-5,542.70	AUD

Account: FinC Trade - FinClear Trading

15



Realised Gains-Losses (incl History)

Entity ID: 1126089
Jabez WA Pty Ltd Willang SF

From 01/07/2019 To 30/06/2020

Cost Amounts include Charges and Taxes

Advisor: Shepheard, Peter

Valuation Currency: AUD Australia, Dollar

Date	Description	Type	Quantity	Amount	Acquisition	Quantity	Amount	Realised			P/L Holding Duration	
								Cost Base	Proceeds	Gain or Loss		
BETA SBEAR TMF UNITS (BBOZ:ASX) <i>2520 39</i>												
11/03/2020	CCC Trading A/C	Buy	1,230	15,374.31 AUD								
27/05/2020	Sell		615	5,715.35 AUD			7,687.16 ✓	5,715.35 ✓	-1,971.81	< 12 months	-1,971.81	
03/06/2020	Sell		615	5,542.70 AUD			7,687.15 ✓	5,542.70 ✓	-2,144.45	> 12 months	-2,144.45	
EMVISION FPO (EMV:ASX) <i>34</i>												
20/11/2019	CCC Trading A/C	Buy	7,000	5,161.00 AUD								
11/03/2020	Sell		7,000	4,289.00 AUD			5,161.00 ✓	4,289.00 ✓	-872.00	> 12 months	-872.00	
MYANMARMET FPO (MYL:ASX) <i>26</i>												
25/11/2016	CCC Trading A/C	Buy (TND)	220,000	10,231.32 AUD								
12/12/2016	Buy (TND)		100,000	6,910.00 AUD								
21/08/2017	Issue New (TND)		250,000	10,000.00 AUD								
06/02/2019	Sell		83,000	5,938.00 AUD			3,952.16 ✓	5,938.00 ✓	1,985.84	> 12 months	1,985.84	
22/08/2019	Sell		100,000	5,111.35 AUD			4,761.64 ✓	5,111.35 ✓	349.71	> 12 months	349.71	
10/01/2020	Sell		387,000	17,968.91 AUD			18,427.53 ✓	17,968.91 ✓	-458.62	> 12 months	-458.62	
REGIS FPO (RRL:ASX) <i>35</i>												
11/09/2019	CCC Trading A/C	Buy	2,200	10,175.65 AUD								
04/10/2019	Buy		1,500	7,516.00 AUD								
15/05/2020	Sell		3,700	18,678.22 AUD			17,691.65 ✓	18,678.22 ✓	986.57	> 12 months	986.57	
SPDR DJRE ETF UNITS (DJRE:ASX) <i>28</i>												
18/06/2019	CCC Trading A/C	Buy	416	10,100.84 AUD								
02/07/2019	Buy		436	10,101.04 AUD								
06/03/2020	Sell		852	20,343.67 AUD			20,201.88 ✓	20,343.67 ✓	141.79	> 12 months	141.79	
VE AU BOND ETF UNITS (PLUS:ASX) <i>32</i>												
18/06/2019	CCC Trading A/C	Buy	543	10,117.63 AUD								
27/02/2020	Sell		543	10,058.06 AUD			10,117.63 ✓	10,058.06 ✓	-59.57	> 12 months	-59.57	

18

Realised Gains-Losses (incl History)

Entity ID: 1126089
Jabez WA Pty Ltd Willang SF

Disposal		Acquisition		Realised		P/L Holding Duration	
Quantity	Amount	Quantity	Amount	Cost Base	Proceeds	Gain or Loss	< 12 months / > 12 months
VE EQ WIGHT ETF UNITS (MWW:ASX)							
	3	CCC Trading A/C					
		18/06/2019 Buy	329	10,109.44 AUD			
		11/02/2020 Buy	171	5,630.62 AUD			
27/02/2020 Sell	500	14,882.71 AUD		15,740.06 ✓	14,882.71 ✓	-857.35	
VINTL ETF UNITS (VGS:ASX)							
	27	CCC Trading A/C					
		18/06/2019 Buy	131	10,066.52 AUD			
		11/02/2020 Buy	34	3,086.48 AUD			
11/03/2020 Sell	165	12,236.67 AUD		13,153.00 ✓	12,236.67 ✓	-916.33	
				Total GAINS	1,478.07	1,128.36	349.71
				Total LOSSES	-7,280.13	-6,821.51	-458.62
				NET GAIN	114,826.64	-5,802.05	-108.90

R

Greyed-out values are for informational purposes only and are not included in the totals.

17

17A

WILLANG SUPER FUND
Jabez WA Pty Ltd (TRUSTEE)
ABN 17 821 974 466

Ledger Entries Report for the year ending 30 June, 2020

25/05/2021
 14:40

Date	Trans No	Chq/Rec	Description	Code	Debit	Credit	Total
Account number 0601 - Total capital gains							
22/08/2019	000000115	R	sale 100000@!.05 MYL			5,111.35	(5,111.35)
22/08/2019	000000116	R	sale 387000@!.05 MYL			17,968.91	(23,080.26)
27/02/2020	000000112	P	sell DJRE @24.17			20,343.67	(43,423.93)
27/02/2020	000000117	R	sales MVW 500@30.13			14,882.71	(58,306.64)
27/02/2020	000000118	R	SALES plus 543@18.75			10,058.06	(68,364.70)
11/03/2020	000000119	R	SALE 7000 EMV@.63			4,289.00	(72,653.70)
11/03/2020	000000120	R	sale 165 VGS@75.07			12,236.67	(84,890.37)
15/05/2020	000000121	R	sale 3700 RRL @ 5.11			18,678.22	(103,568.59)
27/05/2020	000000122	R	sale 615 BROZ@ 9.49			5,715.35	(109,283.94)
03/06/2020	000000123	R	sale 615 BROZ@ 9.04			5,542.70	(114,826.64)
30/06/2020	000000124	J	cost base		120,628.69		5,802.05
Total					120,628.69	114,826.64	



Account Statement

From 01/07/2019 To 30/06/2020

Entity ID: 1620364
JABEZ WA PTY LTD Wiliang SF no2

Advisor: m2 Admin, auops

Currency	Date	Type	Description	Reference	Cash Amount	Cash Balance
Account: CCCtrd - CCC Trading A/C						
AUD - Australia, Dollar						
	23/07/2019	Buy	Opening Balance			0.00
	25/07/2019	Receipt	700,000 GMC @ AUD 0.01, GULFMANGA FPO BUY 700000.000000...		-5,021.00 AUD	-5,021.00
			EFT BSB:182512 Acc:962778940	Unallocated Income	5,021.00 AUD	
	06/12/2019	Code Old	186,500 OPN @ AUD 0.00, OPENDNA FPO Code Change OPN to...			
	06/12/2019	Code New	186,500 RLG @ AUD 0.00, ROOLIFEGRO FPO Code Change RLG...			

Account: FinC Trade - FinClear Trading

15



THE PERTH MINT
AUSTRALIA

TAX INVOICE

FULFILMENT OF SUSPENSE SALE

Client Name: JABEZ WA PTY LTD atf WILLANG SUPER FUND

Address: C-/ WILLIAMS LYNETTE JOY
11 KALBARRI STREET
LESMURDIE

State: WA 6076

Telephone: 0415855852

Email: kenlynw@aapt.net.au

The Perth Mint
310 Hay Street,
East Perth WA 6004
Ph: 08 9421 7376
www.perthmint.com
ABN: 98 838 298 431
Invoice No: **946,951**
Invoice Date: 08/06/2020
Time: 13:40

Description	Transaction	Price Excl	GST	Price Incl	Code
Gold Bar 9999 1oz	1 Unit(s) @ \$2455/Unit	2,455.00	0.00	2,455.00	BG490001
Silver Bar Kilo	11 Unit(s) @ \$852.56/Uni	9,378.16	0.00	9,378.16	BS391KG
Totals		11,833.16	0.00	11,833.16	

Direct Credit AUD

11,833.15

Direct Credit AUD

0.01


Total Tendered

11,833.16



Sales Person: susie

Australian Kookaburra
2020 Silver Bullion Coin Series





THE PERTH MINT

AUSTRALIA

DATE: 30/06/20
OPENING GOLD PRICE: \$2586.57
PRICE UPDATE AT: 5:00pm

Troy Ounce = 31.103 grams
1 Kilogram = 32.151 ozt.
1 AUD will buy 0.6849 USD

20

SPOT SELL (Ask)

GOLD	AU\$2593.73	US\$1775.93 fine oz
SILVER	AU\$26.27	US\$17.99 fine oz
PLATINUM	AU\$1220.65	US\$835.78 fine oz
PALLADIUM	AU\$2837.39	US\$1942.76 fine oz

SPOT BUY (Bid)

GOLD	AU\$2580.43	US\$1767.85 fine oz
SILVER	AU\$25.84	US\$17.70 fine oz
PLATINUM	AU\$1156.97	US\$792.64 fine oz
PALLADIUM	AU\$2771.51	US\$1898.76 fine oz

WE SELL

WE BUY

GOLD COINS - KANGAROO NUGGET/LUNAR 9999

1/20 ounce	181.56	126.44
1/10 ounce	337.18	252.88
1/4 ounce	745.70	632.21
1/2 ounce	1,407.10	1,264.41
1 ounce	2,723.42	2,528.82
2 ounce	5,394.96	5,057.64
10 ounce	26,972.09	25,285.69
Kilo Coin	85,634.58	81,296.55
Sovereign	708.98	588.21

8681.64
 2528.82

 11210.46
 = 11833.76

 - 622.70

GOLD CAST BARS - Perth Mint 9999

1/2 ounce N/A		1,264.41
1 ounce	2,632.73	2,528.82
2.5 ounce	6,569.33	6,322.05
5 ounce	13,118.65	12,644.11
10 ounce	26,184.71	25,285.69
20 ounce	52,269.41	50,571.37
Kilo Bar	83,983.23	81,296.55
50 ounce	130,423.53	126,428.43

GOLD MINTED BARS - Perth Mint 9999

1 gram	98.00	80.92
2.5 gram N/A		202.31
5 gram	457.59	407.14
10 gram	880.18	814.28
20 gram	1,712.77	1,626.03
1 ounce	2,639.73	2,528.82
10 ounce	26,237.30	25,288.21
50 gram	4,240.72	4,066.34
100 gram	8,448.84	8,130.16

PLATINUM COINS - KOALA 9995 / PLATYPUS

1/20 ounce N/A		56.11
1/10 ounce N/A		112.23
1/4 ounce N/A		280.57
1/2 ounce N/A		561.13
1 ounce	1,330.65	1,122.26
2 ounce N/A		2,244.52
10 ounce N/A		11,222.61
Kilo Coin N/A		36,081.81

WE SELL

WE BUY

21

SILVER COINS - KOOKABURRA/KOALA/LUNAR 999

1/2 ounce	19.14	12.53
1 ounce	36.27	25.06
2 ounce	66.54	50.13
5 ounce	176.35	125.32
10 ounce	322.70	250.65
1/2 kilo N/A		402.92
Kilo Coin	924.61	805.86
\$200 RAM Coin		735.89

SILVER BARS - PERTH MINT 999

10 ounce	301.70	245.48
20 ounce	552.40	490.96
Kilo Bar	883.61	789.24
50 ounce	1,351.50	1,227.40
100 ounce	2,777.00	2,454.80
250 ounce N/A		6,137.00

8681.64

OTHER PRODUCTS - BUYING

ACCREDITED	MAPLE, EAGLE, K/RAND	2,503.02 fine oz
GOLD, 503.02 fine oz	SOVEREIGN	588.21 each
SILVER 22.09 fine oz		
UNACCREDITED		
GOLD, 490.11 fine oz		
SILVER 21.32 fine oz		

JEWELLERY BUYBACK

Quality	Perth Mint Buys			
9ct (375)	\$	24.89 AUD per gram	\$	774.13 AUD per oz
14ct (585)	\$	38.83 AUD per gram	\$	1,207.64 AUD per oz
18ct (750)	\$	49.78 AUD per gram	\$	1,548.26 AUD per oz
22ct (9167)	\$	60.84 AUD per gram	\$	1,892.38 AUD per oz
24ct (9999)	\$	66.36 AUD per gram	\$	2,064.14 AUD per oz

 ** THESE PRICES ARE BASED ON CURRENT PRODUCT DATA AND THE LAST PRICE OF THE DAY. **
 ** THEY ARE THUS INDICATIVE ONLY AS ACTUAL ORDERS WILL HAVE DIFFERENT PRICES. **

5/24/2020

Payment Receipt

22



Payment receipt

Payment receipt number is 395897660

Date and time of request: 24 May 2020 17:51 (Sydney time)

Amount	\$512.00
From	Cash Management Account Jabez Wa Pty Ltd Atf Willang Super Fund 182-512 000962778940
To	K A & L J Williams 736-065 584707
When	Sunday, 24 May 2020 (Sydney Time)
Payment type	Funds transfer
Payment description	investment safe

6/8/2020

Payment Receipt

23



Payment receipt

Payment receipt number is 397407770

Date and time of request: 08 June 2020 23:48 (Sydney time)

Amount	\$11,833.16
From	Cash Management Account Jabez Wa Pty Ltd Atf Willang Super Fund 182-512 000962778940
To	Goldcorp Australia 036-000 272377
When	Monday, 08 June 2020 (Sydney Time)
Payment type	Funds transfer
Payment description	Inv. no 946951

Order actuarial certificate | Accurium

Please review your draft exempt income proportion below and select continue to finalise and order your actuarial certificate.

Once you have ordered the certificate our team will review the data and either produce the report or contact you for further information.

24

Report overview

Fund name	WILLANG SUPER FUND	
Fund ABN	17821974466	
Financial year	2019/20	
Draft tax exempt income proportion	93.998%	
Applies to income earned in the following (unsegregated) periods	From	To
	30/06/2020	30/06/2020

Operating statement

Assets available at 1 Jul 2019	\$198,006
Plus	
Concessional contributions	\$13,511
Less	
Pension payments and lump sum withdrawals	\$18,150
Equals	
Balance before income and expenses	\$193,367
Preliminary net income	(\$44,835)
Gross assets available at year end (before tax)	\$148,532

^The preliminary net income has been calculated based on the data provided on the application form. If this is incorrect please select the 'BACK' button below to adjust the data.

Draft tax exempt income / taxable income proportions

This actuarial certificate is issued in respect of the full financial year. The tax exempt income proportion will apply to the income earned on fund assets which were not segregated assets in the selected financial year.

The draft tax exempt income and taxable income proportions at both member and Fund level are:

	Kenneth Williams	Lynette Williams	Fund
Draft tax exempt income proportion	40.447%	53.551%	93.998%
Draft taxable income proportion	0.000%	6.002%	6.002%

Draft expense deductibility proportion

The result below is the proportion of fund liabilities over the financial year supporting non-retirement phase interests. For an expense that can't be attributed to solely producing assessable or exempt income, this proportion may be used to determine how much is deductible.

Draft expense deductibility proportion: 0.016%

You should determine whether this proportion is fair and reasonable for each relevant fund expense.

Disclaimer

By submitting this order you are confirming that all retirement phase superannuation income streams have met the Minimum Pension Standards for the financial year and so the assets supporting those pension liabilities are eligible to count towards claiming exempt income.

If any of the Fund's retirement phase income streams have not met the minimum standards for the year please call us on 1800 203 123 to discuss.

Did the Fund have any TRIS (retirement phase or non-retirement phase) accounts?

 No Yes

Did the Fund receive any insurance proceeds during the financial year?

 No Yes

Can you use the segregated method for this Fund in this financial year?

No Yes

Was there any elected segregation of fund assets?

 No Yes

25

Fund member details

	Member 1		Member 2	
First name	Kenneth		Lynette	
Last name	Williams		Williams	
Date of birth	10/11/1956		27/02/1957	
Joined in year	<input type="radio"/> No	<input checked="" type="radio"/> Yes	<input type="radio"/> No	<input checked="" type="radio"/> Yes
Exited in year?	<input type="radio"/> No	<input checked="" type="radio"/> Yes	<input type="radio"/> No	<input checked="" type="radio"/> Yes

Operating statement**Opening balances**

	Kenneth Williams	Lynette Williams
Accumulation	\$ 85201.52	\$ 112804.67
Account-based pension	\$ 0	\$ 0
Total Fund opening balance	\$198,006.19	

Internal transfers

Date	Type	From account	To account	Amount	Amount left over
05/08/2019	Pension commencement	Member 1 (ACC)	Member 1 (ABP)	\$ 85201.52	\$ 0
05/08/2019	Pension commencement	Member 2 (ACC)	Member 2 (ABP)	\$ 112804.67	\$ 0

Accumulation accounts**Concessional contributions**

Date	Kenneth Williams	Lynette Williams
30/06/2020	\$ 0	\$ 13510.63
Total	\$0.00	\$13,510.63

Account-based pension**Pension payments**

Date	Kenneth Williams	Lynette Williams
30/06/2020	\$ 7810	\$ 10340
Total	\$7,810.00	\$10,340.00

Closing balance

Closing fund balance (before income tax)	\$ 148531.9
--	-------------

Comments

SMSF Income Tax Reconciliation

26

Name of Fund

Willang Super Fund

Year Ending

2020

Income (Loss) per the accounts at year end

-\$31,324.29

Add:

Unrealised Losses (per Handledger accs)	\$	38,115.87
Realised Losses (per Handledger accs)	\$	5,802.05
Non Deductible Expenses	\$	-
Other	\$	-
Untaxed Rollover	\$	-

Total \$ 43,917.92

Adjusted Taxable Income \$ 12,593.63

Less:

Unrealised Profits (per Handledger accs)	\$	-
Realised Profits (per Handledger accs)	\$	-
Carried Forward Tax Losses	\$	-
Non Taxable Income	\$	-
Undeducted contributions	\$	-
Exempt Pension Income	\$	3,514.00
Exempt Expenses	-\$	4,132.15

Total -\$ 618.15

Adjusted Taxable Income \$ 13,211.78

Refer Comment

Add:

Capital Gains (loss) - shares	\$	5,802.05
Capital Gains (loss) - managed funds	\$	-
Capital Gains (loss) - other	\$	-
Capital losses carried forward from prior year	\$	13,087.00

Current Year Capital
Losses Carried
Forward

Total \$ -

\$18,889.04

(This should match the total tax capital losses for the fund for the year)

Adjusted Taxable Income \$ 13,211.78

Calculate and enter (if applicable) 33.33% discount on capital gains \$ - 0

Audio Notes 1/3 Discount

Final Taxable Income \$ 13,211.78

Income Tax Payable 15.00% \$1,981.77

27

SMSF Income Tax Reconciliation

Name of Fund

Willang Super Fund

Year Ending

2020

Other			117.48
Assessable contributions			13,510.63
Capital gain			-
Dividends			
Unfranked			1,891.98
Franked			1,427.12
Interest			117.48
			184.41
Trust distribution			-
Exempt pension income	3,738	94.00%	(3,514.09)
Rental expenses			
Capital works deduction	0	6.00%	-
Depreciation LVP	0	6.00%	-
Depreciation	0	6.00%	-
Leasing fee	0	6.00%	-
Insurance	0	6.00%	-
Rates	0	6.00%	-
Repairs and maintenance	0	6.00%	-
Other expenses			
ATO Levy	(259)	100.00%	(259.00)
Accounting	(3,200)	6.00%	(192.06)
Audit Fees	(630)	6.00%	(37.81)
Carried Forward Losses	0	6.00%	-
ASIC	(566)	6.00%	(33.97)
			-
TAXABLE INCOME			13,212.17
GROSS TAX PAYABLE @	15.00%		1,981.82
Less:			
Instalments Paid	Sept	-	-
	Dec	-	-
	March	-	-
	June	-	-
			-
SUB TOTAL			1,981.82
Rebates & Other Credits:			
FTC		\$ 117.01	
Imputation credits		\$ -	
TFN Withholding		\$ -	
		\$ -	\$ 117.01
Less Supervisory Levy			\$ 259.00
NET TAX PAYABLE / (REFUND)			\$ 2,123.81

SMSF Allocation of Tax Payable & Earnings

Do not put any data into the green cells
Only put Data into the blue cells

Name of Fund Willang Super Fund

Year 2020

Income Tax Payable per Income Tax Reconciliation worksheet \$ 1,981.77

This amount represents the income tax attributable to the earnings of the SMSF

Super Contributions:

		Tax on Conts	
Member 1	Lynn	\$ -	\$ -
Member 2	Ken	\$ -	\$ -
Member 3		13510.63	\$ 2,026.59
Member 4			\$ -

13510.63 -\$ 44.82

Total \$ 13,510.63 \$ 2,026.59

Tax on Earnings Less Insurance Total Earnings Tax on Earnings to be Allocated

Earnings allocated

Member 1	Lynn	-\$25,542.58	\$ -	-\$25,542.58	-\$ 25.53
Member 2	Ken	-\$19,292.34	\$ -	-\$19,292.34	-\$ 19.29
Member 3		\$0.00	\$ -	\$0.00	\$ -
Member 4		\$0.00	\$ -	\$0.00	\$ -

Total Tax - this must match H10 -\$44.82

Allocation In Accounts

Member 1	-\$35,857.04
Member 2	-\$27,083.06
Member 3	\$11,484.04
Member 4	\$0.00

Has any member paid Superannuation surcharge for year?
Enter amounts below

Member 1	\$ -
Member 2	\$ -
Member 3	\$ -
Member 4	\$ -

Here is your entry

ITE - Earnings Mem 1	-\$25.53	
ITE - Earnings Mem 2	-\$19.29	
ITE - Earnings Mem 3	\$0.00	Check Tax - Pension Member?
ITE - Earnings Mem 4	\$0.00	Check Tax - Pension Member?
ITE - Contributions Mem 1	\$0.00	
ITE - Contributions Mem 2	\$0.00	
ITE - Contributions Mem 3	\$2,026.59	
ITE - Contributions Mem 4	\$0.00	
Provision for Tax	\$1,981.77	

Enter - Co-Confs and Govt Co-confs into the SMSF & Trsfers In

Member 1	\$ -
Member 2	\$ -
Member 3	\$ -
Member 4	\$ -

Enter benefits paid out to members

Member 1	\$ 10,340.00
Member 2	\$ 7,810.00
Member 3	\$ -
Member 4	\$ -

SMSF Income Tax Reconciliation

29

Name of Fund

Willang Super Fund

Year Ending

2020

Income (Loss) per the accounts at year end -(\$31,324.29)

Add:

Unrealised Losses (per Handiledger accs)	\$ 38,115.87
Realised Losses (per Handiledger accs)	\$ 5,802.05
Non Deductible Expenses	\$ -
Other Untaxed Rollover	\$ -
Total	\$ 43,917.92

Adjusted Taxable Income **\$ 12,593.63**

Less:

Unrealised Profits (per Handiledger accs)	\$ -
Realised Profits (per Handiledger accs)	\$ -
Carried Forward Tax Losses	\$ -
Non Taxable Income <u>Audio Note on trust income</u>	\$ -
Undeducted contributions <u>Audio note on 'other'</u>	\$ -
Exempt Pension Income Exempt Income	\$ 3,514.00
Exempt Expenses	-\$ 4,132.15
Total	-\$ 618.15

Adjusted Taxable Income **\$ 13,211.78**

Refer Comment

Add:

Capital Gains (loss) - shares <u>Audio notes - shares</u>	\$ 5,802.05
Capital Gains (loss) - managed funds <u>Audio notes managed funds</u>	\$ -
Capital Gains (loss) - other <u>Audio notes other</u>	\$ -
Capital losses carried forward from prior year	\$ 13,087.00
Total	\$ -

Current Year Capital
Losses Carried
Forward
\$18,889.04

(This should match the total tax capital losses for the fund for the year)

Adjusted Taxable Income **\$ 13,211.78**

Calculate and enter (if applicable) 33.33% discount on capital gains \$ - 0
Audio Notes 1/3 Discount

Final Taxable Income **\$ 13,211.78**

Income Tax Payable 15.00% **\$1,981.77**



Australian Government
Australian Taxation Office

Agent SUCCESS TAX PROFESSIONALS
(MIDLAND)
Client THE TRUSTEE FOR WILLANG SUPER FUND
ABN 17 821 974 466
TFN 955 388 473

36

Activity statement 001

Date generated	25/05/2021
Overdue	\$0.00
Not yet due	\$0.00
Balance	\$0.00

Transactions

12 results found - from 25 May 2019 to 25 May 2021 sorted by processed date ordered newest to oldest

Processed date	Effective date	Description	Debit (DR)	Credit (CR)	Balance
2 May 2021	28 Apr 2021	Original Activity Statement for the period ending 31 Mar 21 - PAYG Instalments	\$496.00		\$0.00
22 Apr 2021	21 Apr 2021	Payment received		\$496.00	\$496.00 CR
9 Mar 2021	9 Mar 2021	General interest charge			\$0.00
7 Mar 2021	2 Mar 2021	Original Activity Statement for the period ending 31 Dec 20 - PAYG Instalments	\$496.00		\$0.00
5 Mar 2021	4 Mar 2021	Payment received		\$496.00	\$496.00 CR
1 Nov 2020	28 Oct 2020	Original Activity Statement for the period ending 30 Sep 20 - PAYG Instalments	\$496.00		\$0.00
23 Oct 2020	22 Oct 2020	Payment received		\$496.00	\$496.00 CR
2 Aug 2020	28 Jul 2020	Original Activity Statement for the period ending 30 Jun 20 - PAYG Instalments	\$521.00		\$0.00
29 Jul 2020	28 Jul 2020	Payment received		\$521.00	\$521.00 CR
7 Jun 2020	1 Jun 2020	General interest charge			\$0.00

Processed date	Effective date	Description	Debit (DR)	Credit (CR)	Balance
7 Jun 2020	28 Apr 2020	Original Activity Statement for the period ending 31 Mar 20 - PAYG Instalments	\$521.00		\$0.00
1 May 2020	30 Apr 2020	Payment received		\$521.00	\$521.00 CR



Australian Government
Australian Taxation Office

Agent SUCCESS TAX PROFESSIONALS
(MIDLAND)
Client THE TRUSTEE FOR WILLANG SUPER FUND 31
ABN 17 821 974 466
TFN 955 388 473

Income tax 552

Date generated	25/05/2021
Overdue	\$0.00
Not yet due	\$0.00
Balance	\$0.00

Transactions

10 results found - from 25 May 2018 to 25 May 2021 sorted by processed date ordered newest to oldest

Processed date	Effective date	Description	Debit (DR)	Credit (CR)	Balance
18 May 2021	18 May 2021	General interest charge			\$0.00
18 May 2021	17 May 2021	Payment received		\$496.00	\$0.00
1 Dec 2020	1 Dec 2020	General interest charge			\$496.00 DR
12 Nov 2020	11 Nov 2020	Payment received		\$2,950.33	\$496.00 DR
1 Oct 2020	1 Oct 2020	General interest charge			\$3,446.33 DR
18 Aug 2020	17 Aug 2020	Payment received		\$1,732.94	\$3,446.33 DR
1 Jun 2020	1 Jun 2020	General interest charge			\$5,179.27 DR
18 Dec 2019	18 May 2020	Tax return Self Man Superfund - Income Tax for the period from 01 Jul 18 to 30 Jun 19	\$5,179.27		\$5,179.27 DR
18 Feb 2019	21 Feb 2019	EFT refund for Income Tax for the period from 01 Jul 17 to 30 Jun 18	\$73.75		\$0.00
14 Feb 2019	14 Feb 2019	Tax return Self Man Superfund - Income Tax for the period from 01 Jul 17 to 30 Jun 18		\$73.75	\$73.75 CR

32




Australian Government
Australian Taxation Office

PAYG Instalments report 2020

Tax Agent 76696008
Last Updated 22/05/2021

TFN	Client Name	Quarter 1 (\$)	Quarter 2 (\$)	Quarter 3 (\$)	Quarter 4 (\$)	Total Instalment (\$)
955388473	THE TRUSTEE FOR WILLANG SUPER FUND	Not Applicable	Not Applicable	521.00	521.00	1,042.00

Total No of Clients: 1



Success Tax Professionals
Midland

REGISTERED TAX AGENTS
& PUBLIC ACCOUNTANTS
ESSAY BUSINESS SERVICES PTY LTD
ABN:50 131 907 232

PO Box 238, Midland WA 6936
15 Sayer Street, Midland WA 6056
Tel: (08) 9274 2844

Email: admin@stpmidland.com.au
www.stpmidland.com.au

Jabez WA Pty Ltd (Trustee)
Ken & Lyn Williams
11 KALBARI STREET
LESMURDIE WA 6076

Inv No: 013557
Ref: WILL0005
Date: 22 November, 2019

Description	Amount
TO PROFESSIONAL SERVICES RENDERED in regards to Checking, preparing Company Solvency Statement informing ASIC of any changes.	240.00
Lodgement of Australian Securities Investments Commission annual fee.	
*	
ADD: DISBURSEMENT	54.00
Australian Securities and Investments Commission annual company review filling fee	

PAID 6/12/19
From CHOICE ACC.

(Inc GST) Amount Due: \$ 294.00

Terms: Payment upon completion of work

Please note: unpaid accounts are liable for an 18% debt collection service fee to be added to the unpaid balance.

Please detach the portion below and forward with your payment

Remittance Advice

WILLANG SUPER FUND

Invoice: 013557
Ref: WILL0005
22 November, 2019

Cheque Mastercard Visa Eftpos

Amount Due (Exc Credit Card Fee): \$ 294.00
Amount Due (Inc Credit Card Fee*): \$ 294.00

Card Number

XXXXXXXXXX XXXXXXXX XXXXXXXX XXXXXXXX

Cardholder Signature Expiry Date

* Payment Processing fee of 2.5%, is applicable to all Credit Card Payments of \$200.00 & above

Account Details

Success Tax Professionals Midland - NEW ACCOUNT DETAILS
BSB : 086 - 334
Acc No : 31 209 2709

TAX INVOICE
ABN 33 007 207 650

05 August 2019

MR & MRS WILLIAMS
11 KALBARI STREET
LESMURDIE-
WA 6916

Handwritten notes:
Paid 19/8
368240270
980.00

Invoice No: 100037

For services rendered by Sunil Adiyodi,

Being - Preparation of Transition to Retirement Pension Documents.

\$ 980.00

TOTAL AMOUNT (Inclusive of GST)

Paid

TOTAL AMOUNT DUE

=====
\$ 980.00
\$ 0

\$ 980.00
=====

Payment is requested within (7) days from date of Invoice.

Please make cheque payable to Synchron
and send to PO Box 238 Midland – WA 6936
Should you wish to credit our account please note it – “(Sunil Adiyodi) Fees”
Bank a/c details are - CBA BSB 063120 A/c 10025095
A receipt will not be issued unless requested.
Thank you

Retain this section for your records
Return this section with payment


Adviser Name: Sunil Adiyodi

Invoice No: 100037

MR & MRS WILLIAMS
11 KALBARI STREET
LESMURDIE-
WA 6916

Date: 05 August 2019

\$ 980



Success Tax Professionals Midland

REGISTERED TAX AGENTS
& PUBLIC ACCOUNTANTS
ESSAY BUSINESS SERVICES PTY LTD
ABN:50 131 907 232

PO Box 238, Midland WA 6936
15 Sayer Street, Midland WA 6056
Tel: (08) 9274 2844

Email: admin@stpmidland.com.au
www.stpmidland.com.au

Tax Invoice

Jabez WA Pty Ltd (Trustee)
Ken & Lyn Williams
11 KALBARI STREET
LESMURDIE WA 6076

Inv No: 013190
Ref: WILL0005
Date: 29 July, 2019

Description	Amount
ACCOUNT TO PROFESSIONAL SERVICES RENDERED:	2,610.00

Preparation and Lodgement of Superannuation Fund Income Tax Return for the year ended 30th June 2019

Preparation and Lodgement of Financial Statements for the year ended 30th June 2019.

Accounting Services:

Work Completed for:

- Code And Reconcile Bank Account.
- Review Interest Income Received.
- Review Dividends Received.
- Review ATO Running Balance Account.
- Review expenditure.
- Review And Reconcile Contributions Received.
- Liaise with auditor.
- Prepare Superannuation Fund Minutes.
- Calculate Member Balances, Preservation And Components.
- Electronic Lodgement Of All Returns.
- Typing, Postage And Secretarial.

Handwritten: Paid \$1980
9/8/19
367400150

Audit Services:

\$630

Preparation of the compliance and financial audit for the year ended 30 June 2019

Work completed for:

- Preparation of supporting work papers
- Preparation of audit report.
- Lodgement of Audit Report with ATO

ADD DISBURSEMENTS

POSTAGE, PETTIES AND FACSIMILIES ETC.