

## Statement of Financial Position

As at 30 June 2023

	Note	2023 \$	2022 \$
<b>INVESTMENTS</b>			
Other Managed Investments	12	3,389,538 <sup>96</sup>	3,002,730
		<b>3,389,538</b>	<b>3,002,730</b>
<b>OTHER ASSETS</b>			
Cash at Bank	13	232,368 <sup>96</sup>	121,313
Sundry Debtors - Fund Level	14	7,072 <sup>96</sup>	11,289
		<b>239,440</b>	<b>132,602</b>
<b>TOTAL ASSETS</b>		<b>3,628,978</b>	<b>3,135,332</b>
<b>LIABILITIES</b>			
Provisions for Tax - Fund	15	20,777 <sup>96</sup>	5,193
Financial Position Rounding		1	-
Sundry Creditors	16	49,669 <sup>96</sup>	-
		<b>70,447</b>	<b>5,193</b>
<b>TOTAL LIABILITIES</b>		<b>70,447</b>	<b>5,193</b>
<b>NET ASSETS AVAILABLE TO PAY BENEFITS</b>		<b>3,558,531</b>	<b>3,130,139</b>
<b>REPRESENTED BY: LIABILITY FOR MEMBERS' BENEFITS</b>			
Allocated to Members' Accounts	17	3,558,531 <sup>96</sup>	3,130,139
		<b>3,558,531</b>	<b>3,130,139</b>

This Statement is to be read in conjunction with the notes to the Financial Statements

# Operating Statement

For the year ended 30 June 2023

	Note	2023 \$	2022 \$
<b>REVENUE</b>			
<b>Investment Revenue</b>			
Other Managed Investments	2	93,713	118,474
Miscellaneous Rebates	3	1	-
		<b>93,714</b>	<b>118,474</b>
<b>Other Revenue</b>			
Cash at Bank	4	41	199
Market Movement Non-Realised	5	374,566	(715,817)
Market Movement Realised	6	33,136	244,050
		<b>407,743</b>	<b>(471,568)</b>
<b>Total Revenue</b>		<b>501,457</b>	<b>(353,094)</b>
<b>EXPENSES</b>			
<b>General Expense</b>			
Fund Administration Expenses	7	3,545	3,540
Investment Expenses	8	36,402	38,967
Miscellaneous Expenses	9	-	1,110
Fund Lodgement Expenses	10	59	-
		<b>40,006</b>	<b>43,617</b>
<b>BENEFITS ACCRUED AS A RESULT OF OPERATIONS BEFORE INCOME TAX</b>		<b>461,451</b>	<b>(396,711)</b>
<b>Tax Expense</b>			
Fund Tax Expenses	11	33,058	(88,799)
		<b>33,058</b>	<b>(88,799)</b>
<b>BENEFITS ACCRUED AS A RESULT OF OPERATIONS</b>		<b>428,393</b>	<b>(307,912)</b>

This Statement is to be read in conjunction with the notes to the Financial Statements

IKIN VIVIANI SUPERANNUATION FUND

# Member Account Balances

For the year ended 30 June 2023

Member Accounts	Opening Balance	Transfers & Tax Free Contributions	Taxable Contributions	Transfers to Pension Membership	Less: Member Tax	Less: Member Expenses	Less: Withdrawals	Distributions	Closing Balance
<b>Ikin, Bruce (63)</b>									
<b>Accumulation</b>									
Accum (00002)	1,879,205.91	-	-	-	-	-	-	257,189.07	2,136,394.98
	<b>1,879,205.91</b>	<b>-</b>	<b>-</b>	<b>-</b>	<b>-</b>	<b>-</b>	<b>-</b>	<b>257,189.07</b>	<b>2,136,394.98</b>
<b>Viviani, Maria (62)</b>									
<b>Accumulation</b>									
Accum (00001)	1,250,932.93	-	-	-	-	-	-	171,203.31	1,422,136.24
	<b>1,250,932.93</b>	<b>-</b>	<b>-</b>	<b>-</b>	<b>-</b>	<b>-</b>	<b>-</b>	<b>171,203.31</b>	<b>1,422,136.24</b>
<b>Reserve</b>	-	-	-	-	-	-	-	-	-
<b>TOTALS</b>	<b>3,130,138.84</b>	<b>-</b>	<b>-</b>	<b>-</b>	<b>-</b>	<b>-</b>	<b>-</b>	<b>428,392.38</b>	<b>3,558,531.22</b>

CALCULATED FUND EARNING RATE: 13.6861 %  
 APPLIED FUND EARNING RATE: 13.6861 %

## Trial Balance

As at 30 June 2023

Account Number	Account Description	Units	2023		2022	
			Debit \$	Credit \$	Debit \$	Credit \$
<b>125</b>	<b>Accumulation Member Balance</b>					
125 0001	Viviani, Maria			1,250,932.93		1,373,987.32
125 0002	Ikin, Bruce			1,879,205.91		2,064,063.56
<b>226</b>	<b>Other Managed Investments</b>					
226 0001	Other Managed Investments Account 1	3,015,493.2000	3,389,537.69		3,002,730.06	
<b>290</b>	<b>Cash at Bank</b>					
290 0001	Cash at Bank		43,497.70		64,553.57	
290 0002	Cash at Bank		187,021.50		54,930.04	
290 0003	Cash at Bank		1,847.76		1,828.51	
<b>300</b>	<b>Sundry Debtors - Fund Level</b>					
300 0001	Sundry Debtors		7,072.42		11,289.14	
<b>450</b>	<b>Provisions for Tax - Fund</b>					
450 0006	Provision for Deferred Tax (Fund)			46,954.96		1,567.77
450 0009	Provision for Income Tax			(26,178.26)		3,624.71
<b>500</b>	<b>Sundry Creditors</b>					
500 0001	Sundry Creditors Number 1			49,669.15		-
<b>626</b>	<b>Other Managed Investments</b>					
626 0001	Other Managed Investments Account 1			93,712.97		118,473.95
<b>636</b>	<b>Miscellaneous Rebates</b>					
636 0001	Miscellaneous Rebate			0.50		-
<b>690</b>	<b>Cash at Bank</b>					
690 0001	Cash at Bank - Bank Interest			21.59		59.74
690 0002	Cash at Bank - Trading (Fund)			-		138.92
690 0003	Cash at Bank - Other (Fund)			19.25		0.38
<b>780</b>	<b>Market Movement Non-Realised</b>					
780 0007	Market Movement Non-Realised Other Investments			374,565.53		(715,816.70)
<b>785</b>	<b>Market Movement Realised</b>					
785 0007	Market Movement Realised Other Investments			33,135.96		244,050.01
<b>801</b>	<b>Fund Administration Expenses</b>					
801 0011	Professional Fees		3,285.70		3,225.20	
801 0019	Subscriptions and Registrations		259.00		315.00	
<b>802</b>	<b>Investment Expenses</b>					
802 0007	Investment Administration Fee		36,401.74		38,966.74	
<b>824</b>	<b>Miscellaneous Expenses</b>					
824 0003	Miscellaneous Expenses - Non Deductible		-		1,109.81	
<b>825</b>	<b>Fund Lodgement Expenses</b>					
825 0003	ASIC Annual Return Fee		59.00		-	

# Trial Balance

As at 30 June 2023

Account Number	Account Description	Units	2023		2022	
			Debit \$	Credit \$	Debit \$	Credit \$
<b>860</b>	<b>Fund Tax Expenses</b>					
860 0004	Income Tax Expense		(12,329.21)		4,642.20	
860 0008	Tax Accrued During Period (Deferred Tax)		45,387.19		(93,440.61)	
			<b>3,702,040.49</b>	<b>3,702,040.49</b>	<b>3,090,149.66</b>	<b>3,090,149.66</b>

## Tax Reconciliation

For the year ended 30 June 2023

<b>INCOME</b>		
<b>Gross Interest Income</b>		2,605.00
<b>Gross Dividend Income</b>		
Imputation Credits	26,553.04	
Franked Amounts	61,953.04	
Unfranked Amounts	12,759.00	101,265.00
<b>Gross Rental Income</b>		-
<b>Gross Foreign Income</b>		9,997.00
<b>Gross Trust Distributions</b>		-
<b>Gross Assessable Contributions</b>		
Employer Contributions/Untaxed Transfers	-	
Member Contributions	-	
<b>Gross Capital Gain</b>		
Net Capital Gain	26,146.00	
Pension Capital Gain Revenue	-	26,146.00
<b>Non-arm's length income</b>		-
<b>Net Other Income</b>		2,892.00
<b>Gross Income</b>		<b>142,905.00</b>
Less Exempt Current Pension Income		-
<b>Total Income</b>		<b>142,905.00</b>
<b>LESS DEDUCTIONS</b>		
<b>Other Deduction</b>		40,006.00
<b>Total Deductions</b>		<b>40,006.00</b>
<b>TAXABLE INCOME</b>		
Gross Income Tax Expense (15% of Standard Component)		15,434.85
(45% of Non-arm's length income)		-
Less Foreign Tax Offset	1,211.02	
Less Other Tax Credit	-	1,211.02
<b>Tax Assessed</b>		<b>14,223.83</b>
Less Imputed Tax Credit		26,553.04
Less Amount Already paid (for the year)		-
<b>TAX DUE OR REFUNDABLE</b>		<b>(12,329.21)</b>
<b>Supervisory Levy</b>		<b>259.00</b>
<b>AMOUNT DUE OR REFUNDABLE</b>		<b>(12,070.21)</b>

## IKIN VIVIANI SUPERANNUATION FUND

# Notes to the Financial Statements

For the year ended 30 June 2023

---

### Note 1: Summary of Significant Accounting Policies

The financial statements are special purpose financial statements that have been prepared in order to meet the requirements of the Superannuation Industry (Supervision) Act 1993 and accompanying Regulations, the trust deed of the fund and the needs of members.

The financial statements have also been prepared on a cash basis unless otherwise stated and are based on historical costs, except for investments, which have been measured at market values.

The following significant accounting policies, which are consistent with the policies applied in the previous period unless otherwise stated, have been adopted in the preparation of the financial statements.

#### a. Measurement of Investments

The fund initially recognises:

- i. an investment when it controls the future economic benefits expected to flow from the asset. For financial assets, the trade date is considered the date on which control of the future economic benefits attributable to the asset passes to the fund; and
- ii. a financial liability on the date it becomes a party to the contractual provisions of the instrument.

Investments of the fund have been measured at their market values, which is the amount that a willing buyer of the asset could reasonably be expected to pay to acquire the asset from a willing seller if the following assumptions were made:

- that the buyer and seller deal with each other at arm's length in relation to the sale;
- that the sale occurred after proper marketing of the asset; and
- that the buyer and the seller acted knowledgeably and prudentially in relation to the sale.

Market values have been determined as follows:

- i. shares and other securities listed on the Australian Securities Exchange by reference to the relevant market quotations at the end of the reporting period;
- ii. units in managed funds by reference to the unit redemption price at the end of the reporting period;
- iii. fixed interest securities by reference to the redemption price at the end of the reporting period; and
- iv. investment properties at trustees' assessment of their realisable value.

Financial liabilities, such as trade creditors and other payables, are measured at the gross value of the outstanding balance at the reporting date. The trustees have determined that the gross values of the fund's financial liabilities are equivalent to their market values. Any remeasurement changes in the gross values of non-current financial liabilities (including liabilities for members accrued benefits) are recognised in the operating statement in the periods in which they occur.

#### b. Cash and Cash Equivalents

Cash and cash equivalents include cash on hand and at call, deposits with banks and short-term, highly liquid investments that are readily convertible to cash and are subject to an insignificant risk of change in value.

#### c. Revenue

Revenue is recognised at the market value of the consideration received or receivable.

Interest revenue

## IKIN VIVIANI SUPERANNUATION FUND

# Notes to the Financial Statements

For the year ended 30 June 2023

---

Interest revenue is recognised in respect of fixed-interest securities, and cash and cash equivalent balances. Interest revenue is recognised upon receipt.

### Dividend revenue

Dividend revenue is recognised when the dividend has been paid or, in the case of dividend reinvestment schemes, when the dividend is credited to the benefit of the fund.

### Rental revenue

Rental revenue arising from operating leases on investment properties is recognised upon receipt.

### Distribution revenue

Distributions from trusts are recognised as at the date the unit value is quoted ex-distributions and if not received at the end of the reporting period, are reflected in the statement of financial position as a receivable.

### Contributions and Transfers

Contributions received and transfers in are recognised when the control and the benefits from the revenue is transferred to the fund. Contributions and transfers in are recognised gross of any taxes.

### Remeasurement changes in market values

Remeasurement changes in the market values of assets are recognised as income and are determined as the difference between the market value at year-end or consideration received (if sold during the year) and the market value as at the prior year-end or cost (if the investment was acquired during the period).

### d. Expenses

Expense are recognised and reflected in the operating statement when they are incurred.

### e. Benefits Paid

Benefits are recognised when a valid withdrawal notice is received and approved by the trustee(s) in accordance with the fund's Trust Deed.

### f. Liability for Accrued Benefits

The liability for accrued benefits represents the fund's present obligation to pay benefits to members and beneficiaries and has been calculated as the difference between the carrying amount of the assets and the carrying amount of the other payables and income tax liabilities as at the end of the reporting period.

### g. Income Tax

The income tax expense (revenue) for the year comprises current income tax expense (revenue) and deferred income tax expense (revenue).

Current income tax expense charged to the profit or loss is the tax payable (refundable) on taxable income. Current tax liabilities (assets) are therefore measured at the amounts expected to be paid to (refunded from) the relevant taxation authority.

Deferred income tax expense reflects movements in deferred tax liability balances during the year as well as unused tax losses.

Except for business combinations, no deferred income tax is recognised from the initial recognition of an asset or liability where there is no effect on accounting or taxable profit or loss.



## IKIN VIVIANI SUPERANNUATION FUND

# Notes to the Financial Statements

For the year ended 30 June 2023

Deferred tax assets and liabilities are calculated at the tax rates that are expected to apply to the period when the asset is realised or the liability is settled and their measurement also reflects the manner in which the trustees expect to recover or settle the carrying amount of the related asset or liability.

Deferred tax assets relating to temporary differences and unused tax losses are recognised only to the extent that it is probable that future taxable profit will be available against which the benefits of the deferred tax asset can be utilised.

Current tax assets and liabilities are offset where a legally enforceable right of set-off exists and it is intended that net settlement or simultaneous realisation and settlement of the respective asset and liability will occur. Deferred tax assets and liabilities are offset where:

(a) a legally enforceable right of set-off exists; and

(b) the deferred tax assets and liabilities relate to income taxes levied by the same taxation authority on either the same taxable entity or different taxable entities, where it is intended that net settlement or simultaneous realisation and settlement of the respective asset and liability will occur in future periods in which significant amounts of deferred tax assets or liabilities are expected to be recovered or settled.

The rate of tax used to determine income tax expense (revenue) and current tax liabilities (assets) is 15%, the applicable rate for a complying superannuation fund. This rate is applied to taxable income, after any claim for exempt current pension income, where applicable. The top personal marginal tax rate is applied to a non-complying superannuation fund and to non-arm's length income (NALI).

### h. Goods and Services Tax (GST)

Revenues, expenses and assets are recognised net of the amount of GST, except where the amount of GST incurred is not recoverable from the Australian Taxation Office (ATO).

The net amount of GST recoverable from, or payable to, the ATO is included with other receivables or other payables in the statement of financial position.

### i. Critical Accounting Estimates and Judgments

The preparation of financial statements requires the trustees to make judgments, estimates and assumptions that affect the application of accounting policies and the reported amounts of assets and liabilities, income and expenses. Actual results may differ from these estimates.

Estimates and underlying assumptions are reviewed on an ongoing basis. Revisions to accounting estimates are recognised in the period in which the estimate is revised and in any future period affected.

### j. Events Subsequent to Balance Date

The superannuation fund is an Accumulation fund and consequently any reduction or increment in market value of the fund is a reduction in member benefits. Any significant movement in the market value of investments after balance date has not been brought to account. Investments are in principle held for the long term and it is not appropriate to bring any subsequent reduction or increment in market values to account as at year end. Net movement in market values subsequent to balance date will be recognised in the next financial year.

**IKIN VIVIANI SUPERANNUATION FUND**

Notes to the Financial Statements

For the year ended 30 June 2023

	<b>2023</b>	<b>2022</b>
	<b>\$</b>	<b>\$</b>
<b>Note 2: Other Managed Investments</b>		
Other Managed Investments Account 1	93,713	118,474
	<b>93,713</b>	<b>118,474</b>
<b>Note 3: Miscellaneous Rebates</b>		
Miscellaneous Rebate	1	-
	<b>1</b>	<b>-</b>
<b>Note 4: Cash at Bank</b>		
Cash at Bank - Bank Interest	22	60
Cash at Bank - Other (Fund)	19	-
Cash at Bank - Trading (Fund)	-	139
	<b>41</b>	<b>199</b>
<b>Note 5: Market Movement Non-Realised</b>		
Market Movement Non-Realised Other Investments	374,566	(715,817)
	<b>374,566</b>	<b>(715,817)</b>
<b>Note 6: Market Movement Realised</b>		
Market Movement Realised Other Investments	33,136	244,050
	<b>33,136</b>	<b>244,050</b>
<b>Note 7: Fund Administration Expenses</b>		
Professional Fees	3,286	3,225
Subscriptions and Registrations	259	315
	<b>3,545</b>	<b>3,540</b>
<b>Note 8: Investment Expenses</b>		
Investment Administration Fee	36,402	38,967
	<b>36,402</b>	<b>38,967</b>
<b>Note 9: Miscellaneous Expenses</b>		
Miscellaneous Expenses - Non Deductible	-	1,110
	<b>-</b>	<b>1,110</b>
<b>Note 10: Fund Lodgement Expenses</b>		
ASIC Annual Return Fee	59	-
	<b>59</b>	<b>-</b>
<b>Note 11: Fund Tax Expenses</b>		
Income Tax Expense	(12,329)	4,642
Tax Accrued During Period (Deferred Tax)	45,387	(93,441)
	<b>33,058</b>	<b>(88,799)</b>

**IKIN VIVIANI SUPERANNUATION FUND**

Notes to the Financial Statements

For the year ended 30 June 2023

	<b>2023</b>	<b>2022</b>
	<b>\$</b>	<b>\$</b>
<b>Note 12: Other Managed Investments</b>		
Other Managed Investments Account 1	3,389,538	3,002,730
	<b>3,389,538</b>	<b>3,002,730</b>
<b>Note 13: Cash at Bank</b>		
Cash at Bank	43,498	64,554
Cash at Bank	187,022	54,930
Cash at Bank	1,848	1,829
	<b>232,368</b>	<b>121,313</b>
<b>Note 14: Sundry Debtors - Fund Level</b>		
Sundry Debtors	7,072	11,289
	<b>7,072</b>	<b>11,289</b>
<b>Note 15: Provisions for Tax - Fund</b>		
Provision for Deferred Tax (Fund)	46,955	1,568
Provision for Income Tax	(26,178)	3,625
	<b>20,777</b>	<b>5,193</b>
<b>Note 16: Sundry Creditors</b>		
Sundry Creditors Number 1	49,669	-
	<b>49,669</b>	-
<b>Note 17A: Movements in Members' Benefits</b>		
Liability for Members' Benefits Beginning:	3,130,139	3,438,051
Add: Increase (Decrease) in Members' Benefits	428,392	(307,912)
<b>Liability for Members' Benefits End</b>	<b>3,558,531</b>	<b>3,130,139</b>
<b>Note 17B: Members' Other Details</b>		
Total Unallocated Benefits	-	-
Total Forfeited Benefits	-	-
Total Preserved Benefits	3,558,531	3,130,139
Total Vested Benefits	3,558,531	3,130,139

# Net Capital Gain/Loss Summary

For the year ended 30 June 2023

---

## CAPITAL GAINS SUMMARY

Assessable Current year CG revenue - discount method	728.86
Assessable Current year CG revenue - indexation method	-
Assessable Current year CG revenue - other method	211.91
PLUS indexed capital gain	-
PLUS discount capital gain	38,173.25
PLUS non-indexed/-discounted-gain	-
LESS capital loss from last year	-
LESS current year capital loss	-
LESS discounting where applicable	12,967.37
Net capital gain	26,146.65

# Notes to the Tax Reconciliation

## Deductions

For the year ended 30 June 2023

Account	Member	Date	Description	Transaction Amount	Deductible %	Deductible \$	Pension Exempt Apportionment	Apportionment Factor	Tagged to Member	Deduction
801 0019		18/05/2023	super levy	259.00	100.00	259.00	Yes	1.0000		259.00
825 0003		19/05/2023	ASIC	59.00	100.00	59.00	Yes	1.0000		59.00
801 0011		8/06/2023	walkers	3,285.70	100.00	3,285.70	Yes	1.0000		3,285.70
802 0007		30/06/2023	WMP fees	36,401.74	100.00	36,401.74	Yes	1.0000		36,401.74
<b>TOTALS</b>				<b>40,005.44</b>		<b>40,005.44</b>				<b>40,005.44</b>

94

# Notes to the Tax Reconciliation

## Revenue Summary

For the year ended 30 June 2023

Account	Description	Date	Revenue Amount	TFN Credit	TFN Closely Held Trusts	ABN Credit	Notes
<b>Assessable Revenue Accounts</b>							
626 0001	Other Managed Investments Account 1	30/06/2023	80,295.19	-	-	-	
626 0001	Other Managed Investments Account 1	30/06/2023	13,417.78	-	-	-	
636 0001	Miscellaneous Rebate	30/06/2023	0.50	-	-	-	
690 0001	Cash at Bank - Bank Interest	30/06/2023	21.59	-	-	-	
690 0003	Cash at Bank - Other (Fund)	30/06/2023	19.25	-	-	-	
	<b>Total Assessable Revenue</b>		<b>93,754.31</b>				
<b>Non-assessable Revenue Accounts</b>							
	<b>Total Non-assessable Revenue</b>						
	<b>Total Revenue</b>		<b>93,754.31</b>				

**Notes:**

FMS - Forestry Managed Investment Scheme (FMS) income, NZL - Australian franking credits from a New Zealand company, ABN - Payment where ABN not quoted, PARTNERSHIP - Distribution from partnership

# Notes to the Tax Reconciliation

## Non-Trust Income - Assessable Amounts

For the year ended 30 June 2023

Account	Description	Date	Rent	Unfranked	Unfranked CFI	Franked	Imputation Credit	NALI	Interest	Other Taxable	Total
626 0001	Other Managed Investments Account 1	30/06/2023	-	12,529.30	-	61,933.31	26,542.85	-	1,348.02	0.01	102,353.49
626 0001	Other Managed Investments Account 1	30/06/2023	-	229.70	-	19.73	10.19	-	1,216.51	2,892.05	4,368.18
636 0001	Miscellaneous Rebate	30/06/2023	-	-	-	-	-	-	-	0.50	0.50
690 0001	Cash at Bank - Bank Interest	30/06/2023	-	-	-	-	-	-	21.59	-	21.59
690 0003	Cash at Bank - Other (Fund)	30/06/2023	-	-	-	-	-	-	19.25	-	19.25
<b>TOTALS</b>			-	<b>12,759.00</b>	-	<b>61,953.04</b>	<b>26,553.04</b>	-	<b>2,605.37</b>	<b>2,892.56</b>	<b>106,763.01</b>

92

IKIN VIVIANI SUPERANNUATION FUND

# Notes to the Tax Reconciliation

Non-Trust Income - Non-Assessable Amounts

For the year ended 30 June 2023

Account	Description	Date	Tax exempted	Tax free trust	Tax deferred/ Cost base adj	Total
626 0001	Other Managed Investments Account 1	30/06/2023	2,217.98	-	1,598.95	3,816.93
<b>TOTALS</b>			<b>2,217.98</b>	<b>-</b>	<b>1,598.95</b>	<b>3,816.93</b>

91



# Notes to the Tax Reconciliation

## Exempt Pension Income / Deduction Apportionment

For the year ended 30 June 2023

---

### EXEMPT CURRENT PENSION INCOME

The Exempt Current Pension Income is calculated using segregation of assets and income.

The calculation is outlined below using only transactions tagged to segregated pension members:

<b>Gross Interest Income</b>		-
<b>Gross Dividend Income</b>		-
Imputation Credits	-	
Franked Amounts	-	
Unfranked Amounts	-	-
<b>Gross Rental Income</b>		-
<b>Gross Foreign Income</b>		-
<b>Gross Trust Distributions</b>		-
<b>Net Capital Gains</b>		-
<b>Net Other Income</b>		-
<b>Exempt Current Pension Income</b>		-

---

# Notes to the Tax Reconciliation

Exempt Pension Income / Deduction Apportionment

For the year ended 30 June 2023

## APPORTIONMENT FACTOR FOR GENERAL ADMINISTRATIVE EXPENSES

### Fund Income:

Gross Income	142,905.00
PLUS Non-assessable Contributions	-
PLUS Rollins	-
	142,905.00

### Reduced Fund Income:

Fund Income	142,905.00
LESS Exempt Current Pension Income	-
	142,905.00

### Apportionment Factor:

Reduced Fund Income	142,905.00
Fund Income	142,905.00
	1.0000000000

## APPORTIONMENT FACTOR FOR INVESTMENT EXPENSES

### Assessable Investment Income:

Gross Income	142,905.00
LESS Gross Taxable Contributions	-
LESS Exempt Current Pension Income	-
	142,905.00

### Total Investment Income:

Gross Income	142,905.00
LESS Gross Taxable Contributions	-
	142,905.00

### Apportionment Factor:

Assessable Investment Income	142,905.00
Total Investment Income	142,905.00
	1.0000000000

IKIN VIVIANI SUPERANNUATION FUND

# Notes to the Tax Reconciliation

## Foreign Income

For the year ended 30 June 2023

Account	Description	Date	Interest Income	Tax Paid on Interest	Modified passive income	Tax Paid on passive income	Other assessable income	Tax Paid on Other	Total Net Income	Total Tax Paid	Total Gross Income
626 0001	Other Managed Investments Account 1	30/06/2023	-	-	-	-	4,484.55	246.84	4,484.55	246.84	4,731.39
626 0001	Other Managed Investments Account 1	30/06/2023	-	-	-	-	4,302.09	964.18	4,302.09	964.18	5,266.27
<b>TOTALS</b>			-	-	-	-	<b>8,786.64</b>	<b>1,211.02</b>	<b>8,786.64</b>	<b>1,211.02</b>	<b>9,997.66</b>

# Notes to the Tax Reconciliation

## Capital Gains Revenue

For the year ended 30 June 2023

Account	Description	Date	CG - Discount	CG - Indexation	CG - Other
626 0001	Other Managed Investments Account 1	30/06/2023	728.86	-	211.91
<b>TOTALS</b>			<b>728.86</b>	<b>-</b>	<b>211.91</b>

IKIN VIVIANI SUPERANNUATION FUND

# Accrued Capital Gains

For the year ended 30 June 2023

	Date Acquired	Units	Market Value	Cost Base Used	Cost Base Adjustment	Gain Method	Adjusted Cost	Gain/Loss
<b>Capital Gains Tax Assets</b>								
226 0001 Other Managed Investments Account 1								
	30/06/2019	70,856.3485	79,645.43	70,856.35	209.60	Discount	70,646.75	8,998.68
	30/06/2020	1,267,073.2900	1,424,242.20	1,267,073.29	3,732.39	Discount	1,263,340.90	160,901.30
	30/06/2021	372,492.5100	418,696.82	372,492.51	820.98	Discount	371,671.53	47,025.29
	30/06/2022	347,225.0000	390,295.10	347,225.00	660.40	Other	346,564.60	43,730.50
	30/06/2023	957,846.0515	1,076,658.14	952,359.86	387.41	Other	951,972.45	124,685.69
		<b>3,015,493.2000</b>	<b>3,389,537.69</b>	<b>3,010,007.01</b>	<b>5,810.78</b>		<b>3,004,196.23</b>	<b>385,341.46</b>
								(72,308.42)
			<b>3,389,537.69</b>	<b>3,010,007.01</b>	<b>5,810.78</b>		<b>3,004,196.23</b>	<b>313,033.04</b>
								<b>313,033.04</b>

Provision for Deferred Income Tax = 313,033.04 x 0.15 = 46,954.96

86

# Market Value Movements

From 01/07/2022 to 30/06/2023

Account Number	Account Description	Code	Opening Balance	Purchases	Sales	Adjustments	Closing Market Value	Realised Movement	Unrealised Movement
2260001	Other Managed Investments Account 1		3,002,730.06	952,359.86	973,253.72	-	3,389,537.69	33,135.96	374,565.53
	<b>TOTALS</b>		<b>3,002,730.06</b>	<b>952,359.86</b>	<b>973,253.72</b>	<b>-</b>	<b>3,389,537.69</b>	<b>33,135.96</b>	<b>374,565.53</b>

95

IKIN VIVIANI SUPERANNUATION FUND

# Investment Summary

As at 30 June 2023

Investment	Code	Units	Average Unit Cost \$	Market Price \$	Adjusted Cost \$	Market Value \$	Gain / Loss \$	Gain / Loss %	Portfolio Weight %
<b>Cash</b>									
Cash at Bank	-	-	-	-	43,497.70	43,497.70	-	-	1.20
Cash at Bank	-	-	-	-	187,021.50	187,021.50	-	-	5.16
Cash at Bank	-	-	-	-	1,847.76	1,847.76	-	-	0.05
<b>Other Investments</b>			<b>232,366.96</b>		<b>232,366.96</b>				<b>6.42</b>
Other Managed Investments Account 1	-	3,015,493.2000	0.9963	1,1240	3,004,196.23	3,389,537.69	385,341.46	12.83	93.58
<b>Total Investments</b>					<b>3,004,196.23</b>	<b>3,389,537.69</b>	<b>385,341.46</b>	<b>12.83</b>	<b>93.58</b>
					<b>3,236,563.19</b>	<b>3,621,904.65</b>	<b>385,341.46</b>	<b>11.91</b>	<b>100.00</b>

Gain / Loss \$ is equal to Market Value \$ less Adjusted Cost \$  
 Gain / Loss % is equal to Gain Loss \$ divided by Adjusted Cost \$, expressed as a percentage.

178



## Portfolio Valuation

As At: 30 Jun 2023

Your Account: Ikin Viviani S/F A/C  
 Account Number: W1525486  
 Your Adviser: Paul Bryant  
 Branch: Brisbane  
 Telephone: 07 3212 1012  
 Email: Paul.Bryant@wilsonsadvisory.com.au

Security Code	Security Description	FX* Rate	Units	Average Cost Price	Total Cost	Market Price	Market Value	% Assets
<b>Cash-Domestic</b>								
CASH	Cash Ledger		-49,669	1,000	-49,669.15	1,000	-49,669.15	-1.4%
CMT	Cash Management Account		187,022	1,000	187,021.50	1,000	187,021.50	5.28
TRUSTDIS	Distribution Accrual Account		17,255	1,000	17,254.69	1,000	17,254.69	0.49
TRUSTDIS	Distribution Accrual Account		0	1,000	0.01	1,000	0.01	0.00
					<b>154,607.05</b>		<b>154,607.05</b>	<b>4.36</b>
<b>Cash-International</b>								
CASHUSD	US Dollars (USD)	0.666	2,050	1.457	2,987.78	1,501	3,077.11	0.09
					<b>2,987.78</b>		<b>3,077.11</b>	<b>0.09</b>
<b>Fixed Interest-Domestic</b>								
BENPH	Bentigo and Adelaide - Cap Note 3-Bbsw+3.80% Perp Non-Cum Red T-06-27		245	100,000	24,500.00	102,730	25,168.85	0.71
CBAPJ	Commonwealth Bank - Cap Note 3-Bbsw+2.75% Perp Non-Cum Red T-10-26		350	100,000	35,000.00	100,590	35,206.50	0.99
CBAPL	Commonwealth Bank - Cap Note 3-Bbsw+2.85% Perp Non-Cum Red T-06-28		560	100,000	56,000.00	100,490	56,274.40	1.59
CGFPC	Challenger Limited - Cap Note 3-Bbsw+4.60% Perp Non-Cum Red T-05-26		120	100,000	12,000.00	104,350	12,522.00	0.35
GSBG33	Treasury Bond 4.50% 21-04-33 Semi		470	105,679	49,669.15	105,500	49,669.15	1.40
IAF	iShares Core Composite Bond ETF		861	98.698	84,979.38	99,520	85,686.72	2.42
ILB	iShares Government Inflation ETF		328	120,045	39,374.77	123,340	40,455.52	1.14
MBLPC	Cap Note 3-Bbsw+4.70% Perp Non-Cum Red T-12-25		279	100,000	27,900.00	105,510	29,437.29	0.83
MBLPD	Macquarie Bank Ltd - Cap Note 3-Bbsw+2.90% Perp Non-Cum Red T-09-28		760	100,000	76,000.00	99,800	75,848.00	2.14
NABPH	National Aust. Bank - Cap Note 3-Bbsw+3.50% Perp Non-Cum Red T-12-27		410	100,000	41,000.00	102,340	41,959.40	1.18
SUNPH	Suncorp Group Ltd - Cap Note 3-Bbsw+3.00% Perp Non-Cum Red T-06-26		275	100,000	27,500.00	101,450	27,898.75	0.79
SUNPI	Suncorp Group Ltd - Cap Note 3-Bbsw+2.90% Perp Non-Cum Red T-06-28		770	100,000	77,000.00	99,920	76,938.40	2.17
VAN0064AU	Westpac Australian Inflation-Linked Bond Index Fund		38,672	1,173	45,365.57	1,143	44,187.09	1.1
WBCPL	Westpac Banking Corp - Cap Note 3-Bbsw+3.40% Perp Non-Cum Red T-09-28		450	100,000	45,000.00	102,040	45,918.00	1.2
					<b>641,288.87</b>		<b>647,085.92</b>	<b>18.26</b>
<b>Equity-Domestic-Direct</b>								
<b>Consumer Discretionary</b>								
DMP	Domino's Pizza Enterprises Ltd		722	65.125	47,020.36	46.430	33,522.46	0.95
TLC	The Lottery Corporation Ltd		11,564	4.841	55,983.06	5.130	59,323.32	1.67
WES	Westfarmers Ltd		1,130	49.519	55,958.15	49.340	55,754.20	1.57
<b>Consumer Staples</b>								
A2M	The A2 Milk Company		9,922	6.082	60,341.34	4.890	48,518.58	1.37
SHV	Select Harvests Ltd		7,010	3.995	28,002.33	4.150	29,091.50	0.82
<b>Energy</b>								
KAR	Karoo Energy Ltd		19,600	1.277	25,022.45	1.970	38,612.00	1.09
STO	Santos Ltd		7,780	6.305	49,049.30	7.520	58,505.60	1.65

\* The FX Rate as at the date of this report.





## Portfolio Valuation

As At: 30 Jun 2023

Your Account: Ikin Viviani SIF A/C  
 Account Number: W1525486  
 Your Adviser: Paul Bryant  
 Branch: Brisbane  
 Telephone: 07 3212 1012  
 Email: Paul.Bryant@wilsonsadvisory.com.au

Security Code	Security Description	FX* Rate	Units	Average Cost Price	Total Cost	Market Price	Market Value	% Assets
<b>Financials</b>								
ANZ	ANZ Banking Grp Ltd		3,346	24.160	80,838.80	23.710	79,333.66	2.1
IAG	Insurance Australia Group Ltd		9,235	5.232	48,317.90	5.700	52,639.50	1.49
MQG	Macquarie Group Ltd		927	112.826	104,590.13	177.620	164,653.74	4.65
NAB	National Australia Bank Ltd		3,752	16.763	62,894.26	26.370	98,940.24	2.79
NWL	Netwealth Group Ltd		2,700	13.710	37,017.71	13.840	37,368.00	1.05
PNI	Pinnacle Investment Group Management Ltd		7,960	3.024	24,073.48	9.980	79,440.80	2.24
SQ2	Block Inc.		337	73.544	24,784.30	96.890	32,651.93	0.92
WBC	Westpac Banking Corp		4,686	20.903	97,953.64	21.340	99,999.24	2.82
<b>Health Care</b>								
COH	Cochlear Ltd		323	185.739	59,993.72	229.070	73,989.61	2.09
CSL	CSL Ltd		481	184.694	88,837.95	277.380	133,419.78	3.76
EBR	EBR Systems Inc.		14,872	1.080	16,061.76	0.900	13,384.80	0.38
IPD	Impedimed Ltd		259,828	0.136	35,306.74	0.180	46,769.04	1.32
TLX	Telix Pharmaceuticals Ltd		6,571	0.650	4,271.15	11.220	73,726.62	2.08
<b>Industrials</b>								
SEK	Seek Ltd		2,020	28.307	57,180.47	21.720	43,874.40	1.24
<b>Information Technology</b>								
EVS	EnviroSuite Ltd		252,328	0.134	33,733.27	0.090	22,709.52	0.64
TNE	Technology One Ltd		2,572	13.194	33,936.09	15.650	40,251.80	1.14
<b>Materials</b>								
AMC	Ammor Ltd		4,882	14.437	70,482.00	14.860	72,546.52	2.05
BHP	BHP Group Ltd		3,953	27.313	107,967.64	44.990	177,845.47	5.02
JHX	James Hardie Industries Plc CDI 1:1		1,386	41.414	57,400.24	39.750	55,093.50	1.5
LYC	Lynas Rare Earths Ltd		4,375	8.458	37,004.45	6.850	29,968.75	0.85
MIN	Mineral Resources Ltd		314	86.604	27,193.51	71.430	22,429.02	0.63
NST	Northern Star Resources Ltd		4,984	14.006	69,806.72	12.080	60,206.72	1.70
<b>Real Estate</b>								
GMG	Goodman Group Stapled		3,727	19.282	71,862.93	20.070	74,800.89	2.11
HCW	Healthco Healthcare and Wellness REIT		18,993	1.311	24,904.57	1.315	24,975.80	0.70
					<b>1,597,788.42</b>		<b>1,934,347.01</b>	<b>54.58</b>
<b>Equity-Domestic-Managed Funds</b>								
ACQ3509AU	Accorn Capital NextGen Resources Fund		27,673.92	1.288	35,654.26	1.272	35,209.53	0.99
					<b>35,654.26</b>		<b>35,209.53</b>	<b>0.99</b>
<b>Equity-International-Direct</b>								
<b>Exchange Currency: EUR</b>								
KER.PAR	KERING - Kering		6	877.625	5,265.75	827.902	4,967.41	0.14
		0.611						

\* The FX Rate as at the date of this report.



## Portfolio Valuation

As At: 30 Jun 2023

Your Account: Ikin Viviani S/F A/C  
 Account Number: W1525486  
 Your Adviser: Paul Bryant  
 Branch: Brisbane  
 Telephone: 07 3212 1012  
 Email: Paul.Bryant@wilsonsadvisory.com.au

Security Code	Security Description	FX* Rate	Units	Average Cost Price	Total Cost	Market Price	Market Value	% Assets
MC.PAR	LVMH Moët Hennessy - Louis Vuitton	0.611	4	854.835	3,419.34	1,413.132	5,652.53	0.16
RMS.PAR	Hermès Int. société en commandite par actions	0.611	3	1,476.893	4,430.68	3,258.556	9,775.67	0.2
<b>Exchange Currency: USD</b>								
ABNB.NAS	Airbnb Inc	0.666	49	189.003	9,261.17	192.349	9,425.09	0.27
AMZN.NAS	Amazon com	0.666	136	134.671	18,315.31	195.651	26,608.47	0.75
COST.NAS	Costco Wholesale Corporation	0.666	7	456.740	3,197.18	808.027	5,656.19	0.16
CRM.NYS	Salesforce Com Inc	0.666	15	311.502	4,672.53	317.069	4,756.04	0.13
GOOGL.NAS	Alphabet Inc - Class A	0.666	25	134.758	3,368.95	179.652	4,491.29	0.13
INTU.NAS	Intuit Inc	0.666	11	560.995	6,170.94	687.674	7,564.41	0.21
ISRG.NAS	Intuitive Surgical Inc	0.666	11	344.746	3,792.21	513.200	5,645.20	0.16
MA.NAS	Mastercard Incorporated	0.666	13	488.929	6,356.08	590.284	7,673.69	0.22
META.NAS	Facebook Inc	0.666	14	350.071	4,900.99	430.713	6,029.99	0.17
MSFT.NAS	Microsoft Corporation	0.666	48	209.071	10,035.39	511.089	24,532.74	0.69
NOW.NYS	ServiceNow Inc	0.666	32	677.496	21,679.88	843.432	26,989.81	0.76
PLTR.NYS	Palantir Technologies Inc. Class A Common Stock - Palantir Technologies Inc. Class A Comm	0.666	214	10.372	2,219.63	23.008	4,923.71	0.14
ROKU.NAS	Roku Inc	0.666	31	382.948	11,871.39	95.994	2,975.82	0.08
SPOT.NYS	Spotify Technology SA	0.666	54	296.702	16,021.93	240.961	13,011.90	0.37
SQ.NYS	Square Inc	0.666	135	220.740	29,799.85	99.911	13,488.05	0.38
TSLA.NAS	Tesla Inc	0.666	78	305.264	23,810.58	392.877	30,644.40	0.86
V.NYS	Visa Inc	0.666	31	277.142	8,591.39	356.421	11,049.06	0.31
WDAY.NAS	Workday Inc	0.666	42	303.793	12,759.29	339.027	14,239.12	0.40
					<b>209,940.46</b>	<b>240,100.59</b>		<b>6.77</b>

### Equity-International-Managed Funds

#### Exchange Currency: AUD

FID0031AU.FND	Fidelity Global Emerging Markets Fund	5,009.11	21.561	108,000.00	20.819	104,287.17	2.5
MACQ079AU.FND	Arrowstreet Global Equity Fund (Hedged)	101,935.42	1.246	127,000.00	1.043	106,318.64	3.00
MCCL.AXW	Munro Climate Fund - Munro Climate Change Leaders Fund (Managed Fund)	6,427	9.335	59,996.80	10.080	64,784.16	1.83
PIM0058AU.FND	Aoris International Fund - Class B Units	63,463.56	1.689	107,197.92	2.060	130,728.59	3.69
PIM0941AU.FND	Fairlight Global Small & Mid Cap Hedged (Class H)	65,542.90	1.217	79,792.72	1.273	83,455.77	2.35
RCAP.AXW	ResoCap Global Prop - Resolution Cap Global Prop Sec (Managed Fund)	26,410	1.471	38,859.91	1.520	40,143.20	1.13

#### Total Portfolio

**3,163,114.19**

**3,544,144.74**

**- 154,607.05**

**154,607.05**

**3,008,507.14**

**3,389,537.69**

\* The FX Rate as at the date of this report.

# WILSONS

## Purchases & Sales

From 1 Jul 2022 to 30 Jun 2023

Your Account: Ikin Viviani SIF A/C  
 Account Number: W1525486  
 Your Adviser: Paul Bryant  
 Branch: Brisbane  
 Telephone: 07 3212 1012  
 Email: Paul.Bryant@wilsonsadvisory.com.au

Trade Date	Settle Date	Security Code	Security Name	FX* Rate	Units	Price	Gross Cost	Brokerage /Comm.	GST	Gain/Loss	Settlement Amount
<b>Purchases</b>											
<b>Fixed Interest-Domestic</b>											
✓ 07-09-22	09-09-22	IAF	IShares Core Composite Bond ETF		861	99.391	85,576.00	29.50	2.95	-	85,608.45
✓ 30-06-23	04-07-23	GSBG33	Treasury Bond 4.50% 21-04-33 Semi		470	105.610	49,636.70	29.50	2.95	-	49,669.15
<b>Equity-Domestic-Direct</b>											
✓ 03-08-22	05-08-22	GMG	Goodman Group Stapled		2,625	20.530	53,890.73	29.50	2.95	-	53,923.18
✓ 03-08-22	05-08-22	TNE	Technology One Ltd		1,456	12.295	17,901.23	29.50	2.95	-	17,933.68
✓ 14-09-22	16-09-22	DMP	Domino's Pizza Enterprises Ltd		414	65.482	27,109.59	29.50	2.95	-	27,142.04
✓ 24-10-22	26-10-22	GMG	Goodman Group Stapled		1,102	16.290	17,951.58	29.50	2.95	-	17,984.03
✓ 23-11-22	25-11-22	MIN	Mineral Resources Ltd		314	86.500	27,161.06	29.50	2.95	-	27,193.51
✓ 21-02-23	23-02-23	LYC	Lynas Rare Earths Ltd		4,375	8.451	36,972.00	29.50	2.95	-	37,004.45
✓ 21-02-23	23-02-23	NWL	Netwealth Group Ltd		2,700	13.698	36,985.26	29.50	2.95	-	37,017.71
✓ 21-02-23	23-02-23	SHV	Select Harvests Ltd		7,010	3.990	27,969.88	29.50	2.95	-	28,002.33
✓ 21-02-23	23-02-23	TLC	The Lottery Corporation Ltd		11,564	4.838	55,950.61	29.50	2.95	-	55,983.06
✓ 21-02-23	23-02-23	TNE	Technology One Ltd		1,116	14.310	15,969.96	29.50	2.95	-	16,002.41
✓ 21-02-23	23-02-23	WES	Westfarmers Ltd		1,130	49.490	55,923.70	29.50	2.95	-	55,956.15
✓ 12-04-23	14-04-23	HCWXX	Hiltichowellsreit - Institutional Entitlement Offer & Bookbuild		18,993	1.350	25,640.55	-	-	-	25,640.55
<b>Equity-Domestic-Managed Funds</b>											
✓ 28-10-22	07-11-22	ACQ3509AU	Acorn Capital NextGen Resources Fund		20,483.32	1.277	26,149.00	-	-	-	26,149.00
✓ 29-11-22	08-12-22	ACQ3509AU	Acorn Capital NextGen Resources Fund		7,190.60	1.322	9,505.26	-	-	-	9,505.26
<b>Equity-International-Direct</b>											
<b>Exchange Currency: USD</b>											
✓ 01-12-22	06-12-22	NOW.NYS	ServiceNow Inc		13	612.261	7,959.39	25.75	-	-	7,985.14
✓ 13-02-23	15-02-23	TSLA.NAS	Tesla Inc		10	279.524	2,795.24	42.40	-	-	2,837.64
✓ 13-02-23	15-02-23	V.NYS	Visa Inc		8	331.390	2,651.12	29.21	-	-	2,680.33
✓ 27-04-23	01-05-23	INTU.NAS	Intuit Inc		3	630.516	1,891.55	30.25	-	-	1,921.80
✓ 27-04-23	01-05-23	TSLA.NAS	Tesla Inc		22	230.571	5,072.56	30.25	-	-	5,102.81
✓ 27-04-23	01-05-23	WDAY.NAS	Workday Inc		10	285.037	2,850.37	30.25	-	-	2,880.62
✓ 16-06-23	22-06-23	MA.NYS	Mastercard Incorporated		5	556.112	2,780.56	29.15	-	-	2,809.70
✓ 16-06-23	22-06-23	SPOT.NYS	Spotify Technology SA		17	223.415	3,798.06	29.15	-	-	3,827.20
✓ 16-06-23	22-06-23	SQ.NYS	Square Inc		28	96.924	2,713.86	29.15	-	-	2,743.00
✓ 16-06-23	22-06-23	V.NYS	Visa Inc		7	333.796	2,336.57	29.48	-	-	2,366.05
<b>Equity-International-Managed Funds</b>											
✓ 12-07-22	18-07-22	PIM0059AU	Aoritis International Fund - Class B Units		35,874.31	1.594	57,198.00	-	-	-	57,198.00
✓ 24-10-22	26-10-22	RCAP	ResoCap Global Prop - Resolution Cap Global Prop Sac (Managed Fund)		26,097	1.470	38,362.59	29.50	2.95	-	38,395.04

\* The FX Rate at the trade date.

80



## Purchases & Sales

From 1 Jul 2022 to 30 Jun 2023

Your Account: Ikin Viviani SIF A/C  
 Account Number: W1525486  
 Your Adviser: Paul Bryant  
 Branch: Brisbane  
 Telephone: 07 3212 1012  
 Email: Paul.Bryant@wilsonsadvisory.com.au

Trade Date	Settle Date	Security Code	Security Name	FX* Rate	Units	Price	Gross Cost	Brokerage /Comm.	GST	Gain/Loss	Settlement Amount
24-02-23	28-02-23	PIM0058AU	Aoris International Fund - Class B Units	27,589.25	1.812	50,000.00	-	-	-	-	50,000.00
27-02-23	28-02-23	MAG0079AU	Arrowstreet Global Equity Fund (Hedged)	9,989.01	1.001	10,000.00	-	-	-	-	10,000.00
						<b>760,702.98</b>	<b>718.02</b>	<b>41.30</b>			<b>761,462.30</b>
<b>Sales</b>											
<b>Fixed Interest-Domestic</b>											
31-08-22	05-09-22	HOW0098AU	Ardea Real Outcome Fund	99,508	0.860	94,828.91	-	-	-	-9,302.04	85,526.87
<b>Fixed Interest-International</b>											
19-06-23	22-06-23	CHN607AU	CC JCB Dynamic Alpha Fund	49,212	1.009	49,485.34	-	-	-	194.11	49,679.45
<b>Equity-Domestic-Direct</b>											
11-07-22	13-07-22	LDX	Lumos Diagnostics Holdings Ltd	18,902	0.066	18,715.80	29.50	2.95	2.95	-17,495.05	1,220.75
20-07-22	22-07-22	TLX	Telix Pharmaceuticals Ltd	480	5.675	312.00	29.50	2.95	2.95	2,379.41	2,691.41
21-07-22	25-07-22	PLT	Plentil Group Ltd	10,230	0.663	14,376.73	29.50	2.95	2.95	-7,621.57	6,755.16
26-07-22	28-07-22	EML	EML Payments Ltd	20,716	0.909	44,816.97	29.50	2.95	2.95	-26,012.36	18,804.61
03-08-22	05-08-22	AMC	Ancor Ltd	1,663	18.265	26,170.61	29.50	2.95	2.95	4,172.30	30,342.91
03-08-22	05-08-22	WDS	Woodside Energy Group Ltd	857	32.477	25,504.32	29.50	2.95	2.95	2,295.59	27,799.91
14-09-22	16-09-22	IAG	Insurance Australia Group Ltd	5,922	4.555	30,984.14	29.50	2.95	2.95	-4,041.88	26,942.26
21-10-22	25-10-22	TLX	Telix Pharmaceuticals Ltd	3,953	6.616	2,569.45	29.50	2.95	2.95	23,552.73	26,122.18
23-11-22	25-11-22	BHP	BHP Group Ltd	793	44.015	30,284.49	29.50	2.95	2.95	4,607.27	34,871.76
10-02-23	14-02-23	RDY	Readytech Holdings Ltd	15,692	3.416	23,806.68	29.50	2.95	2.95	29,758.47	53,565.15
21-02-23	23-02-23	DBI	Dairytech Holdings Ltd	25,055	2.435	56,595.61	29.50	2.95	2.95	4,380.87	60,976.48
21-02-23	23-02-23	JDO	Judo Cap Holdings	16,905	1.530	35,500.50	29.50	2.95	2.95	-9,668.30	25,832.20
21-02-23	23-02-23	NAB	National Australia Bank Ltd	1,000	30.051	26,730.02	29.50	2.95	2.95	3,288.60	30,018.6
21-02-23	23-02-23	OZL	Oz Minerals Ltd	3,215	27.950	39,942.50	29.50	2.95	2.95	49,884.30	89,826.80
21-02-23	23-02-23	PXA	Pexa Group Ltd	2,091	12.980	35,818.83	29.50	2.95	2.95	-8,710.10	27,108.73
04-05-23	08-05-23	SLA	Silk Laser Australia Ltd	12,982	3.022	42,472.13	29.50	2.95	2.95	-3,276.87	39,195.26
23-05-23	25-05-23	QAN	Qantas Airways Ltd	7,451	6.397	39,889.34	29.50	2.95	2.95	7,744.49	47,633.83
<b>Equity-International-Direct</b>											
<b>Exchange Currency: USD</b>											
01-12-22	06-12-22	ABNB.NAS	Airbnb Inc	19	149.314	4,729.07	25.81	-	-	-1,917.92	2,811.15
04-12-22	06-12-22	GOOGL.NAS	Alphabet Inc - Class A	24	148.593	4,545.16	25.82	-	-	-1,104.75	3,540.41
01-12-22	06-12-22	SQ.NYS	Square Inc	27	100.043	9,245.93	25.81	-	-	-6,570.58	2,675.35
13-02-23	15-02-23	COST.NAS	Costco Wholesale Corporation	2	721.072	913.48	42.42	-	-	466.24	1,399.72
13-02-23	15-02-23	SPOT.NYS	Spotify Technology SA	12	180.893	5,179.72	42.44	-	-	-3,051.44	2,128.28
27-04-23	01-05-23	CRM.NYS	Salesforce Com Inc	7	293.689	2,180.51	30.30	-	-	-154.98	2,025.53
27-04-23	01-05-23	GOOGL.NAS	Alphabet Inc - Class A	11	158.257	1,482.34	30.28	-	-	228.20	1,710.54

\* The FX Rate at the trade date.

79

# WILSONS

## Purchases & Sales

From 1 Jul 2022 to 30 Jun 2023

Your Account: Ikin Viviani S/F A/C  
 Account Number: W15Z5486  
 Your Adviser: Paul Bryant  
 Branch: Brisbane  
 Telephone: 07 3212 1012  
 Email: Paul.Bryant@wilsonsadvisory.com.au

Trade Date	Settle Date	Security Code	Security Name	FX* Rate	Units	Price	Gross Cost	Brokerage /Comm.	GST	Gain/Loss	Settlement Amount
27-04-23	01-05-23	ISRG.NAS	Intuitive Surgical Inc	0.661	6	446.818	2,068.48	30.31	-	582.12	2,650.60
27-04-23	01-05-23	MSFT.NAS	Microsoft Corporation	0.661	6	447.711	2,464.02	30.31	-	191.93	2,655.95
16-06-23	22-06-23	PLTR.NYS	Palantir Technologies Inc. Class A Common Stock - Palantir Technologies	0.686	154	24.555	1,597.30	29.22	-	2,154.97	3,752.27
16-06-23	22-06-23	TSLA.NAS	Tesla Inc	0.686	23	377.741	7,935.06	29.33	-	723.65	8,658.71
<b>Equity-International-Managed Funds</b>											
05-07-22	07-07-22	F100	BetaShares FTSE 100 ETF		5,915	9.645	54,163.02	29.50	2.95	2,855.30	57,018.32
22-02-23	28-02-23	PIM0941AU	Fairlight Global Small & Mid Cap Hedged (Class H)		32,005.12	1.202	42,317.17	-	-	-3,847.02	38,470.15
							<b>777,705.63</b>	<b>873.05</b>	<b>53.10</b>	<b>36,705.68</b>	<b>814,411.31</b>
<b>DRPs (Dividend Reinvestment Plans)</b>											
12-01-23	12-01-23	RCAP	ResoCap Global Prop - Resolution Cap Global Prop Sec (Managed Fund)		133	1.508	200.50	-	-	-	200.50
14-04-23	14-04-23	RCAP	ResoCap Global Prop - Resolution Cap Global Prop Sec (Managed Fund)		180	1.504	270.65	-	-	-	270.65
							<b>471.15</b>	<b>-</b>	<b>-</b>	<b>-</b>	<b>471.15</b>

292.56

\* The FX Rate at the trade date.



## Corporate Actions

From 1 Jul 2022 to 30 Jun 2023

Your Account: Ikin Viviani S/F A/C  
 Account Number: W1525486  
 Your Adviser: Paul Bryant  
 Branch: Brisbane  
 Telephone: 07 3212 1012  
 Email: Paul.Bryant@wilsonsadvisory.com.au

Trade Date	Settle Date	Security Code	Description	FX* Rate	Volume	Amount
<b>GOOGL - Other</b>						
<b>Exchange Currency: USD</b>						
18-07-22	18-07-22	GOOGL.NAS	Scrp Dividend @ 19:1	0.77	-2.00	-5,390.32
18-07-22	18-07-22	GOOGL.NAS	Scrp Dividend @ 19:1	0.77	40.00	5,390.32
18-07-22	18-07-22	GOOGL.NAS	Scrp Dividend @ 19:1	0.72	20.00	4,106.13
18-07-22	18-07-22	GOOGL.NAS	Scrp Dividend @ 19:1	0.72	-1.00	-4,106.13
<b>WBCPE - Other</b>						
21-07-22	21-07-22	WBCPE	1:1 Reinvestment of WBCPE into WBCPL Capital Notes on Maturity	1.00	-450.00	-45,000.00
21-07-22	21-07-22	WBCPL	1:1 Reinvestment of WBCPE into WBCPL Capital Notes on Maturity	1.00	450.00	45,000.00
<b>ANZR - Renounceable Rights Issue</b>						
21-07-22	21-07-22	ANZR	1:15 Renounceable Rights Issue @ 18.90 AUD per share (ANZ.ASX)	1.00	210.00	0.00
<b>ANZ - Renounceable Rights Issue</b>						
24-08-22	24-08-22	ANZ	1:15 Renounceable Rights Issue @ 18.90 AUD per share - Participating	1.00	210.00	3,969.00
24-08-22	24-08-22	ANZR	1:15 Renounceable Rights Issue @ 18.90 AUD per share - Participating	1.00	-210.00	0.00
<b>TSLA - Other</b>						
<b>Exchange Currency: USD</b>						
25-08-22	25-08-22	TSLA.NAS	Scrp Dividend @ 2:1	0.77	69.00	23,805.19
25-08-22	25-08-22	TSLA.NAS	Scrp Dividend @ 2:1	0.77	-23.00	-23,805.19
<b>LDXO - Other</b>						
30-11-22	30-11-22	LDXO	Expiry of Options	1.00	-5,325.00	0.00
<b>CBAPD - Other</b>						
15-11-22	15-11-22	CBAPD	Reinvestment of CBAPD Capital Notes into CBAPL on Maturity	1.00	-560.00	-56,000.00
15-11-22	15-11-22	CBAPL	Reinvestment of CBAPD Capital Notes into CBAPL on Maturity	1.00	560.00	56,000.00

\* The FX Rate at the initial cost date.



## Corporate Actions

From 1 Jul 2022 to 30 Jun 2023

Your Account: Ikin Viviani SIF A/C  
Account Number: W1525486  
Your Adviser: Paul Bryant  
Branch: Brisbane  
Telephone: 07 3212 1012  
Email: Paul.Bryant@wilsonsadvisory.com.au

Trade Date	Settle Date	Security Code	Description	FX* Rate	Volume	Amount
<b>DMP - Share Purchase Plan</b>						
30-12-22	30-12-22	DMP	Share Purchase Plan - @ 64.54 AUD per share	1.00	308.00	19,878.32
<b>HCW - Security Code Conversion</b>						
18-04-23	18-04-23	HCW	1:1 Conversion of HCWXX Inst Ent Offer & Bookbuild to HCW Ordinary shares	1.00	18,993.00	25,640.55
18-04-23	18-04-23	HCWXX	1:1 Conversion of HCWXX Inst Ent Offer & Bookbuild to HCW Ordinary shares	1.00	-18,993.00	-25,640.55
<b>IPD - Share Purchase Plan</b>						
21-06-23	21-06-23	IPD	Share Purchase Plan - @ 0.13 AUD per share	1.00	64,382.00	8,369.66

\* The FX Rate at the initial cost date.



## Additions & Withdrawals

From 1 Jul 2022 to 30 Jun 2023

Your Account: Ikin Viviani S/F A/C  
Account Number: W1525486  
Your Adviser: Paul Bryant  
Branch: Brisbane  
Telephone: 07 3212 1012  
Email: Paul.Bryant@wilsonsadvisory.com.au

Trade Date	Purchase Date	Security Code	Transaction Description	Units	Cost Amount	Transfer Value
------------	---------------	---------------	-------------------------	-------	-------------	----------------





## Realised Foreign Exchange Gains/Losses

From 1 Jul 2022 to 30 Jun 2023

Your Account: Ikin Viviani S/F A/C  
 Account Number: W1525486  
 Your Adviser: Paul Bryant  
 Branch: Brisbane  
 Telephone: 07 3212 1012  
 Email: Paul.Bryant@wilsonsadvisory.com.au

Buy Tax Date	Sale Tax Date	Native Currency Value	Buy FX Rate	Sale FX Rate	Costbase (AUD)	Proceeds (AUD)	Net FX Gain/Loss (AUD)
<b>Euro (EUR)</b>							
09-12-21	14-02-23	8.82	0.6329	0.6520	13.94	13.53	-0.41
25-01-22	14-02-23	15.75	0.6334	0.6520	24.87	24.16	-0.71
04-03-22	14-02-23	5.62	0.6743	0.6520	8.33	8.62	0.29
05-05-22	14-02-23	21.00	0.6748	0.6520	31.12	32.21	1.09
05-05-22	14-02-23	12.39	0.6748	0.6520	18.36	19.00	0.64
11-05-22	14-02-23	38.25	0.6599	0.6520	57.96	58.67	0.71
		<b>101.83</b>			<b>154.58</b>	<b>156.19</b>	<b>1.60</b>
<b>US Dollars (USD)</b>							
17-06-22	21-10-22	0.94	0.6915	0.6354	1.36	1.48	0.12
17-06-22	16-11-22	0.59	0.6915	0.6743	0.85	0.87	0.02
17-06-22	16-11-22	1.22	0.6915	0.6743	1.76	1.81	0.04
17-06-22	01-12-22	2,268.36	0.6915	0.6797	3,280.36	3,337.25	56.89
28-07-22	01-12-22	4.62	0.6980	0.6797	6.62	6.80	0.18
17-08-22	01-12-22	6.89	0.6931	0.6797	9.94	10.14	0.20
17-08-22	01-12-22	3.33	0.6931	0.6797	4.80	4.90	0.09
07-09-22	01-12-22	5.10	0.6769	0.6797	7.53	7.50	-0.03
13-09-22	01-12-22	28.46	0.6729	0.6797	42.30	41.87	-0.42
21-10-22	01-12-22	6.24	0.6354	0.6797	9.82	9.18	-0.64
16-11-22	01-12-22	8.10	0.6743	0.6797	12.01	11.92	-0.10
16-11-22	01-12-22	3.92	0.6743	0.6797	5.81	5.77	-0.04
01-12-22	13-02-23	1,356.82	0.6797	0.6958	1,996.17	1,949.94	-46.23
01-12-22	14-02-23	0.68	0.6797	0.6988	1.00	0.97	-0.03
01-12-22	16-02-23	1,048.95	0.6797	0.6908	1,543.23	1,518.36	-24.87
01-12-22	12-12-22	5.26	0.6797	0.6741	7.74	7.80	0.06
01-12-22	13-12-22	5.51	0.6797	0.6853	8.11	8.04	-0.07
01-12-22	23-01-23	0.94	0.6797	0.6964	1.38	1.35	-0.03
01-12-22	23-01-23	7.28	0.6797	0.6964	10.71	10.45	-0.26
01-12-22	13-02-23	617.68	0.6797	0.6958	908.74	887.69	-21.05
12-12-22	16-02-23	21.02	0.6741	0.6908	31.18	30.43	-0.76
13-12-22	16-02-23	36.72	0.6853	0.6908	53.58	53.15	-0.43
23-01-23	16-02-23	29.11	0.6964	0.6908	41.80	42.14	0.34
23-01-23	16-02-23	6.24	0.6964	0.6908	8.96	9.03	0.07
13-02-23	16-02-23	615.10	0.6958	0.6908	883.99	890.36	6.37



## Realised Foreign Exchange Gains/Losses

From 1 Jul 2022 to 30 Jun 2023

**Your Account:** Ikin Viviani S/F A/C  
**Account Number:** W1525486  
**Your Adviser:** Paul Bryant  
 Branch: Brisbane  
 Telephone: 07 3212 1012  
 Email: Paul.Bryant@wilsonsadvisory.com.au

Buy Tax Date	Sale Tax Date	Native Currency Value	Buy FX Rate	Sale FX Rate	Costbase (AUD)	Proceeds (AUD)	Net FX Gain/Loss (AUD)
13-02-23	22-02-23	1.22	0.6958	0.6803	1.75	1.79	0.04
13-02-23	27-02-23	2.78	0.6958	0.6739	4.00	4.13	0.13
13-02-23	14-03-23	5.51	0.6958	0.6672	7.92	8.26	0.34
13-02-23	21-04-23	0.94	0.6958	0.6690	1.35	1.41	0.05
13-02-23	27-04-23	348.41	0.6958	0.6611	500.71	526.98	26.27
13-02-23	27-04-23	1,480.91	0.6958	0.6611	2,128.28	2,239.93	111.65
14-02-23	27-04-23	109.14	0.6988	0.6611	156.19	165.08	8.89
14-02-23	27-04-23	4.56	0.6988	0.6611	6.53	6.90	0.37
22-02-23	27-04-23	8.10	0.6803	0.6611	11.91	12.25	0.34
27-02-23	27-04-23	11.12	0.6739	0.6611	16.50	16.82	0.32
14-03-23	27-04-23	36.72	0.6672	0.6611	55.04	55.54	0.50
21-04-23	27-04-23	6.24	0.6690	0.6611	9.33	9.44	0.11
27-04-23	02-05-23	7.76	0.6611	0.6662	11.74	11.65	-0.09
27-04-23	02-05-23	7.65	0.6611	0.6662	11.57	11.48	-0.09
27-04-23	09-05-23	15.58	0.6611	0.6761	23.57	23.04	-0.52
27-04-23	12-05-23	0.68	0.6611	0.6648	1.03	1.02	-0.01
27-04-23	24-05-23	1.07	0.6611	0.6544	1.62	1.64	0.02
27-04-23	13-06-23	4.90	0.6611	0.6766	7.41	7.24	-0.17
27-04-23	16-06-23	1,397.25	0.6611	0.6862	2,113.39	2,036.18	-77.21
02-05-23	16-06-23	30.60	0.6862	0.6862	45.93	44.59	-1.34
02-05-23	16-06-23	31.15	0.6862	0.6862	46.76	45.39	-1.36
09-05-23	16-06-23	62.32	0.6761	0.6862	92.18	90.82	-1.36
12-05-23	16-06-23	4.56	0.6648	0.6862	6.86	6.65	-0.21
24-05-23	16-06-23	7.14	0.6544	0.6862	10.91	10.40	-0.51
13-06-23	16-06-23	32.64	0.6766	0.6862	48.24	47.57	-0.67
16-06-23	22-06-23	1,595.36	0.6862	0.6808	2,324.88	2,343.22	18.34
		<b>11,303.39</b>			<b>16,525.34</b>	<b>16,578.82</b>	<b>53.26</b>
		<b>11,405.22</b>			<b>16,679.92</b>	<b>16,734.81</b>	<b>54.86</b>

### IMPORTANT NOTICE

The grand total of gains amounts displayed on this report are unlikely to reflect the lowest net gain result. Please discuss with your financial advisor to assess the calculation of your net gains position.



## Realised Capital Gains/Losses

From 1 Jul 2022 to 30 Jun 2023

Your Account: Ikin Viviani S/F A/C  
 Account Number: W1525486  
 Your Adviser: Paul Bryant  
 Branch: Brisbane  
 Telephone: 07 3212 1012  
 Email: Paul.Bryant@wilsonsadvisory.com.au

Purchase Date	Sale Date	Quantity Sold	Capital Proceeds	Original Cost	Non-Assessable Gain/Loss	Cost Base Indexed	Cost Base Reduced	Capital Losses	Assessable Capital Gains			
									Index Net Gain	Discount Gross Gain	Discount Net Gain	Index/Discount Method Not Avail
<b>Amcor Ltd</b>												
09-06-17	03-08-22	1,325	24,175.80	21,120.50	-	-	21,120.50	-	-	3,055.30	2,036.86	-
22-06-20	03-08-22	338	6,167.11	5,050.11	-	-	5,050.11	-	-	1,117.00	744.67	-
		<b>1,663</b>	<b>30,342.91</b>	<b>26,170.61</b>	-	-	<b>26,170.61</b>	-	-	<b>4,172.30</b>	<b>2,781.53</b>	-
<b>Ardea Real Outcome Fund</b>												
19-03-21	31-08-22	57,610	49,515.56	54,828.91	-	-	54,828.91	5,313.35	-	-	-	-
25-05-21	31-08-22	41,898	36,011.31	40,000.00	-	-	40,000.00	3,988.69	-	-	-	-
		<b>99,508</b>	<b>85,526.87</b>	<b>94,828.91</b>	-	-	<b>94,828.91</b>	<b>9,302.04</b>	-	-	-	-
<b>BetaShares FTSE 100 ETF</b>												
15-07-20	05-07-22	1,180	11,374.75	10,045.22	-	-	10,045.22	-	-	1,329.53	886.35	-
02-02-21	05-07-22	2,715	26,171.55	24,087.35	-	-	24,087.35	-	-	2,084.20	1,389.47	-
18-05-21	05-07-22	2,020	19,472.02	20,030.45	-	-	20,030.45	558.43	-	-	-	-
		<b>5,915</b>	<b>57,018.32</b>	<b>54,163.02</b>	-	-	<b>54,163.02</b>	<b>558.43</b>	-	<b>3,413.73</b>	<b>2,275.82</b>	-
<b>BHP Group Ltd</b>												
24-09-19	23-11-22	190	8,355.15	7,116.45	-	-	7,116.45	-	-	1,238.70	825.80	-
22-06-20	23-11-22	3	131.92	105.29	-	-	105.29	-	-	26.63	17.75	-
26-10-21	23-11-22	600	26,384.69	23,042.75	-	-	23,042.75	-	-	3,341.94	2,227.96	-
		<b>793</b>	<b>34,871.76</b>	<b>30,264.49</b>	-	-	<b>30,264.49</b>	-	-	<b>4,607.27</b>	<b>3,071.51</b>	-
<b>CC JCB Dynamic Alpha Fund</b>												
25-03-21	19-06-23	34,358	34,683.91	34,640.69	-	-	34,640.69	-	-	43.22	28.81	-
26-05-21	19-06-23	14,854	14,995.54	14,844.65	-	-	14,844.65	-	-	150.89	100.59	-
		<b>49,212</b>	<b>49,679.45</b>	<b>49,485.34</b>	-	-	<b>49,485.34</b>	-	-	<b>194.11</b>	<b>129.41</b>	-
<b>Commonwealth Bank of Australia - Perp Exch Resale Sec - Perfs VII</b>												
29-04-20	15-11-22	560	56,000.00	54,024.12	-	-	54,024.12	-	-	1,975.88	1,317.25	-
		<b>560</b>	<b>56,000.00</b>	<b>54,024.12</b>	-	-	<b>54,024.12</b>	-	-	<b>1,975.88</b>	<b>1,317.25</b>	-
<b>Dalrymple Bay Infrastructure Ltd</b>												
07-12-20	21-02-23	20,500	49,890.95	47,663.11	-	-	47,663.11	-	-	2,227.84	1,485.23	-
18-05-21	21-02-23	4,555	11,085.53	8,932.50	-	-	8,932.50	-	-	2,153.03	1,435.35	-
		<b>25,055</b>	<b>60,976.48</b>	<b>56,595.61</b>	-	-	<b>56,595.61</b>	-	-	<b>4,380.87</b>	<b>2,920.58</b>	-



## Realised Capital Gains/Losses

From 1 Jul 2022 to 30 Jun 2023

Your Account: Ikin Viviani S/F A/C  
 Account Number: W1525486  
 Your Adviser: Paul Bryant  
 Branch: Brisbane  
 Telephone: 07 3212 1012  
 Email: Paul.Bryant@wilsonsadvisory.com.au

Purchase Date	Sale Date	Quantity Sold	Capital Proceeds	Original Cost	Non-Assessable Gain/Loss	Cost Base Indexed	Cost Base Reduced	Capital Losses	Assessable Capital Gains			
									Index Net Gain	Discount Gross Gain	Discount Net Gain	Index/Discount Method Not Avail
<b>EML Payments Ltd</b>												
10-03-17	26-07-22	12,075	10,960.88	18,589.67	-	-	18,589.67	7,628.79	-	-	-	-
09-06-17	26-07-22	210	190.62	346.50	-	-	346.50	155.88	-	-	-	-
06-12-19	26-07-22	2,415	2,192.18	8,573.25	-	-	8,573.25	6,381.07	-	-	-	-
06-12-19	26-07-22	54	49.02	191.70	-	-	191.70	142.68	-	-	-	-
06-12-19	26-07-22	1,160	1,052.97	4,118.00	-	-	4,118.00	3,065.03	-	-	-	-
22-04-22	26-07-22	4,802	4,358.94	12,997.85	-	-	12,997.85	8,638.91	-	-	-	-
		<b>20,716</b>	<b>18,804.61</b>	<b>44,816.97</b>	-	-	<b>44,816.97</b>	<b>26,012.36</b>	-	-	-	-
<b>Fairflight Global Small &amp; Mid Cap Hedged (Class H)</b>												
12-02-21	22-02-23	32,005	38,470.15	42,317.17	-	-	42,317.17	3,847.02	-	-	-	-
		<b>32,005</b>	<b>38,470.15</b>	<b>42,317.17</b>	-	-	<b>42,317.17</b>	<b>3,847.02</b>	-	-	-	-
<b>Insurance Australia Group Ltd</b>												
14-09-21	14-09-22	5,922	26,942.26	30,984.14	-	-	30,984.14	4,041.88	-	-	-	-
		<b>5,922</b>	<b>26,942.26</b>	<b>30,984.14</b>	-	-	<b>30,984.14</b>	<b>4,041.88</b>	-	-	-	-
<b>Judo Cap Holdings</b>												
27-10-21	21-02-23	16,905	25,832.20	35,500.50	-	-	35,500.50	9,668.30	-	-	-	-
		<b>16,905</b>	<b>25,832.20</b>	<b>35,500.50</b>	-	-	<b>35,500.50</b>	<b>9,668.30</b>	-	-	-	-
<b>Lumos Diagnostics Holdings Ltd</b>												
23-06-21	11-07-22	8,908	575.31	11,135.00	-	-	11,135.00	10,559.69	-	-	-	-
05-07-21	11-07-22	4,689	301.54	6,569.05	-	-	6,569.05	6,267.51	-	-	-	-
30-06-22	11-07-22	3,494	225.65	663.86	-	-	663.86	438.21	-	-	-	-
30-06-22	11-07-22	1,831	118.25	347.89	-	-	347.89	229.64	-	-	-	-
		<b>18,902</b>	<b>1,220.75</b>	<b>18,715.80</b>	-	-	<b>18,715.80</b>	<b>17,495.05</b>	-	-	-	-
<b>National Australia Bank Ltd</b>												
08-07-19	21-02-23	1,000	30,018.62	26,730.02	-	-	26,730.02	-	-	3,288.60	2,192.40	-
		<b>1,000</b>	<b>30,018.62</b>	<b>26,730.02</b>	-	-	<b>26,730.02</b>	-	-	<b>3,288.60</b>	<b>2,192.40</b>	-
<b>Oz Minerals Ltd</b>												
16-07-20	21-02-23	3,215	89,826.80	39,942.50	-	-	39,942.50	-	-	49,884.30	33,256.17	-
		<b>3,215</b>	<b>89,826.80</b>	<b>39,942.50</b>	-	-	<b>39,942.50</b>	-	-	<b>49,884.30</b>	<b>33,256.17</b>	-
<b>Pexa Group Ltd</b>												
28-06-21	21-02-23	2,091	27,108.73	35,818.83	-	-	35,818.83	8,710.10	-	-	-	-
		<b>2,091</b>	<b>27,108.73</b>	<b>35,818.83</b>	-	-	<b>35,818.83</b>	<b>8,710.10</b>	-	-	-	-



## Realised Capital Gains/Losses

From 1 Jul 2022 to 30 Jun 2023

Your Account: Ikin Viviani SIF A/C  
 Account Number: W1525486  
 Your Adviser: Paul Bryant  
 Branch: Brisbane  
 Telephone: 07 3212 1012  
 Email: Paul.Bryant@wilsonsadvisory.com.au

Purchase Date	Sale Date	Quantity Sold	Capital Proceeds	Original Cost	Non-Assessable Gain/Loss	Cost Base Indexed	Cost Base Reduced	Capital Losses	Assessable Capital Gains			
									Index Net Gain	Discount Gross Gain	Discount Net Gain	Index/Discount Method Not Avail
<b>Plenti Group Ltd</b>												
11-09-20	21-07-22	5,643	3,726.23	9,367.38	-	-	9,367.38	5,641.15	-	-	-	-
18-05-21	21-07-22	4,587	3,028.93	5,009.35	-	-	5,009.35	1,980.42	-	-	-	-
		<b>10,230</b>	<b>6,755.16</b>	<b>14,376.73</b>	-	-	<b>14,376.73</b>	<b>7,621.57</b>	-	-	-	-
<b>Qantas Airways Ltd</b>												
09-09-21	23-05-23	7,451	47,633.83	39,889.34	-	-	39,889.34	-	-	7,744.49	5,162.99	-
		<b>7,451</b>	<b>47,633.83</b>	<b>39,889.34</b>	-	-	<b>39,889.34</b>	-	-	<b>7,744.49</b>	<b>5,162.99</b>	-
<b>Readytech Holdings Ltd</b>												
11-04-19	10-02-23	15,390	52,534.26	23,238.90	-	-	23,238.90	-	-	29,295.36	19,530.22	-
21-04-21	10-02-23	302	1,030.89	567.78	-	-	567.78	-	-	463.11	308.74	-
		<b>15,692</b>	<b>53,565.15</b>	<b>23,806.68</b>	-	-	<b>23,806.68</b>	-	-	<b>29,758.47</b>	<b>19,838.96</b>	-
<b>Silk Laser Australia Ltd</b>												
07-12-20	04-05-23	8,710	26,297.24	30,049.50	-	-	30,049.50	3,752.26	-	-	-	-
21-06-21	04-05-23	581	1,754.16	2,498.30	-	-	2,498.30	744.14	-	-	-	-
22-04-22	04-05-23	3,691	11,143.87	9,924.33	-	-	9,924.33	-	-	1,219.54	813.03	-
		<b>12,982</b>	<b>39,195.26</b>	<b>42,472.13</b>	-	-	<b>42,472.13</b>	<b>4,496.40</b>	-	<b>1,219.54</b>	<b>813.03</b>	-
<b>Telix Pharmaceuticals Ltd</b>												
07-11-17	20-07-22	480	2,691.41	312.00	-	-	312.00	-	-	2,379.41	1,586.27	-
07-11-17	21-10-22	3,953	26,122.18	2,569.45	-	-	2,569.45	-	-	23,552.73	15,701.80	-
		<b>4,433</b>	<b>28,813.59</b>	<b>2,881.45</b>	-	-	<b>2,881.45</b>	-	-	<b>25,932.14</b>	<b>17,288.08</b>	-
<b>Westpac Banking Corp - Cap Note 3-Bbsw+3.05% Perp Non-Cum Red T-09-22</b>												
29-04-20	21-07-22	450	45,000.00	43,646.90	-	-	43,646.90	-	-	1,353.10	902.07	-
		<b>450</b>	<b>45,000.00</b>	<b>43,646.90</b>	-	-	<b>43,646.90</b>	-	-	<b>1,353.10</b>	<b>902.07</b>	-
<b>Woodside Energy Group Ltd</b>												
01-06-22	03-08-22	857	27,799.91	25,504.32	-	-	25,504.32	-	-	-	-	2,295.59
		<b>857</b>	<b>27,799.91</b>	<b>25,504.32</b>	-	-	<b>25,504.32</b>	-	-	-	-	<b>2,295.59</b>
<b>Exchange Currency: USD</b>												
<b>Airbnb Inc (ABNB.NAS)</b>												
12-02-21	01-12-22	7	1,035.69	1,946.76	-	-	1,946.76	911.07	-	-	-	-
16-12-21	01-12-22	12	1,775.47	2,782.31	-	-	2,782.31	1,006.85	-	-	-	-
		<b>19</b>	<b>2,811.15</b>	<b>4,729.07</b>	-	-	<b>4,729.07</b>	<b>1,917.92</b>	-	-	-	-



## Realised Capital Gains/Losses

From 1 Jul 2022 to 30 Jun 2023

Your Account: Ikin Viviani SF A/C  
 Account Number: W1525486  
 Your Adviser: Paul Bryant  
 Branch: Brisbane  
 Telephone: 07 3212 1012  
 Email: Paul.Bryant@wilsonsadvisory.com.au

Purchase Date	Sale Date	Quantity Sold	Capital Proceeds	Original Cost	Non-Assessable Gain/Loss	Cost Base Indexed	Cost Base Reduced	Capital Losses	Assessable Capital Gains					
									Index Net Gain	Discount Gross Gain	Discount Net Gain	Index/Discount Method Not Avail		
<b>Alphabet Inc - Class A (GOOGL.NAS)</b>														
12-02-21	01-12-22	4	590.07	539.03	-	-	539.03	-	-	51.04	34.02	-	-	
12-02-21	27-04-23	11	1,710.54	1,482.34	-	-	1,482.34	-	-	228.20	152.14	-	-	
16-12-21	01-12-22	20	2,950.34	4,106.13	-	-	4,106.13	1,155.79	-	-	-	-	-	
		35	5,250.95	6,127.50	-	-	6,127.50	1,155.79	-	279.24	186.16	-	-	
<b>Costco Wholesale Corporation (COST.NAS)</b>														
12-02-21	13-02-23	2	1,399.72	913.48	-	-	913.48	-	-	486.24	324.16	-	-	
		2	1,399.72	913.48	-	-	913.48	-	-	486.24	324.16	-	-	
<b>Intuitive Surgical Inc (ISRG.NAS)</b>														
12-02-21	27-04-23	6	2,650.60	2,068.48	-	-	2,068.48	-	-	582.12	388.08	-	-	
		6	2,650.60	2,068.48	-	-	2,068.48	-	-	582.12	388.08	-	-	
<b>Microsoft Corporation (MSFT.NAS)</b>														
25-02-22	27-04-23	6	2,655.95	2,464.02	-	-	2,464.02	-	-	191.93	127.96	-	-	
		6	2,655.95	2,464.02	-	-	2,464.02	-	-	191.93	127.96	-	-	
<b>Palantir Technologies Inc. Class A Common Stock (PLTR.NYS)</b>														
11-05-22	16-06-23	154	3,752.27	1,597.30	-	-	1,597.30	-	-	2,154.97	1,436.64	-	-	
		154	3,752.27	1,597.30	-	-	1,597.30	-	-	2,154.97	1,436.64	-	-	
<b>Salesforce Com Inc (CRM.NYS)</b>														
12-02-21	27-04-23	7	2,025.53	2,180.51	-	-	2,180.51	154.99	-	-	-	-	-	
		7	2,025.53	2,180.51	-	-	2,180.51	154.99	-	-	-	-	-	
<b>Spotify Technology SA (SPOT.NYS)</b>														
12-02-21	13-02-23	12	2,128.28	5,179.72	-	-	5,179.72	3,051.44	-	-	-	-	-	
		12	2,128.28	5,179.72	-	-	5,179.72	3,051.44	-	-	-	-	-	
<b>Square Inc (SQ.NYS)</b>														
12-02-21	01-12-22	27	2,675.35	9,245.93	-	-	9,245.93	6,570.59	-	-	-	-	-	
		27	2,675.35	9,245.93	-	-	9,245.93	6,570.59	-	-	-	-	-	
<b>Tesla Inc (TSLA.NAS)</b>														
12-02-21	16-06-23	23	8,658.71	7,935.06	-	-	7,935.06	-	-	723.64	482.43	-	-	
		23	8,658.71	7,935.06	-	-	7,935.06	-	-	723.64	482.43	-	-	
									915,411.31	875,376.66	104,603.88	142,342.95	94,895.20	2,295.59



## Realised Capital Gains/Losses

From 1 Jul 2022 to 30 Jun 2023

Your Account: Ikin Viviani S/F A/C  
Account Number: W1525486  
Your Adviser: Paul Bryant  
Branch: Brisbane  
Telephone: 07 3212 1012  
Email: Paul.Bryant@wilsonsadvisory.com.au

Purchase Date	Sale Date	Quantity Sold	Capital Proceeds	Original Cost	Non-Assessable Gain/Loss	Cost Base Indexed	Cost Base Reduced	Capital Losses	Assessable Capital Gains					
									Index Net Gain	Discount Gross Gain	Discount Net Gain	Index/Discount Method Not Avail		

### IMPORTANT NOTICE

The grand total of capital gains amounts displayed on this report are unlikely to reflect the lowest net capital gains result. Please discuss with your financial advisor to assess the calculation of your net capital gains position.



## Cash & Accrual Account Statement

From 1 Jul 2022 to 30 Jun 2023

Your Account: Ikin Viviani S/F A/C  
 Account Number: W1525486  
 Your Adviser: Paul Bryant  
 Branch: Brisbane  
 Telephone: 07 3212 1012  
 Email: Paul.Bryant@wilsonsadvisory.com.au

Trade Date	Settlement Date	Description	Debit	Credit	Balance*
	<b>30-06-22</b>	<b>Opening Balance</b>			<b>54,930.05</b>
01-07-22	01-07-22	ANZ Dividend Received ✓	-	2,257.92	57,187.97
04-07-22	04-07-22	MQG Dividend Received ✓	-	3,244.50	60,432.47
05-07-22	05-07-22	NAB Dividend Received ✓	-	3,468.96	63,901.43
07-07-22	07-07-22	Deposit CMA from Cash Ledger ✓	-	57,018.32	120,919.75
08-07-22	08-07-22	Transfer to Cash Ledger from CMA ✓	57,198.00	-	63,721.75
08-07-22	08-07-22	Transfer to Cash Ledger from CMA ✓	97.23	-	63,624.52
08-07-22	08-07-22	Transfer to Cash Ledger from CMA ✓	9.72	-	63,614.80
13-07-22	13-07-22	Deposit CMA from Cash Ledger ✓	-	1,220.75	64,835.55
13-07-22	13-07-22	ILB Dividend Received ✓	-	161.82	64,997.37
13-07-22	13-07-22	MAQ0079AU Dividend Received ✓	-	3,633.29	68,630.66
14-07-22	14-07-22	HOW0098AU Dividend Received ✓	-	5,619.15	74,249.81
15-07-22	15-07-22	Transfer to Cash Ledger from CMA ✓	-	-	71,819.70
15-07-22	15-07-22	Transfer to Cash Ledger from CMA ✓	2,430.11	-	71,576.69
18-07-22	18-07-22	F100 Dividend Received ✓	243.01	-	72,555.28
20-07-22	20-07-22	FID0031AU Dividend Received ✓	-	859.93	73,415.21
20-07-22	20-07-22	WBCPE Dividend Received ✓	-	111.64	73,526.85
22-07-22	22-07-22	Deposit CMA from Cash Ledger ✓	-	2,691.41	76,218.26
22-07-22	22-07-22	MCCL Dividend Received ✓	-	36.35	76,254.61
25-07-22	25-07-22	Deposit CMA from Cash Ledger ✓	-	6,755.16	83,009.77
28-07-22	28-07-22	Deposit CMA from Cash Ledger ✓	-	18,804.61	101,814.38
29-07-22	29-07-22	Cash Deposit - CMA Credit Interest ✓	-	29.06	101,843.44
29-07-22	29-07-22	JHX Dividend Received ✓	-	436.59	102,280.02
02-08-22	02-08-22	Cash Deposit - HUB24 Credit Interest ✓	-	2.74	102,282.76
05-08-22	05-08-22	Deposit CMA from Cash Ledger ✓	-	27,799.91	130,082.68
05-08-22	05-08-22	Transfer to Cash Ledger from CMA ✓	17,933.68	-	112,149.00
05-08-22	05-08-22	Deposit CMA from Cash Ledger ✓	-	30,342.91	142,491.91
05-08-22	05-08-22	Transfer to Cash Ledger from CMA ✓	53,923.18	-	88,568.73
05-08-22	05-08-22	Transfer to Cash Ledger from CMA ✓	3,969.00	-	84,599.73
12-08-22	12-08-22	Transfer to Cash Ledger from CMA ✓	-	29.64	84,629.37
16-08-22	16-08-22	CHN8607AU Fee Rebate ✓	-	-	82,029.94
16-08-22	16-08-22	Transfer to Cash Ledger from CMA ✓	2,599.43	-	81,770.00
16-08-22	16-08-22	Transfer to Cash Ledger from CMA ✓	259.94	-	81,890.00
25-08-22	25-08-22	CGFPC Dividend Received ✓	-	120.00	81,955.42
31-08-22	31-08-22	Cash Deposit - CMA Credit Interest ✓	-	65.42	81,955.42
31-08-22	31-08-22	Transfer to Cash Ledger from CMA ✓	104.81	-	81,850.61
31-08-22	31-08-22	Transfer to Cash Ledger from CMA ✓	10.48	-	81,840.13
06-09-22	06-09-22	HOW0098AU Redemption Proceeds ✓	-	85,526.87	167,367.00
07-09-22	07-09-22	MBLPD Dividend Received ✓	-	676.24	168,043.24

\* All amounts shown are in Native Currency. If the Native Currency is not Australian Dollars (AUD), then the Currency and the equivalent AUD amount as at the date of the report will be displayed at the Closing Balance.





## Cash & Accrual Account Statement

From 1 Jul 2022 to 30 Jun 2023

Your Account: Ikin Viviani SIF A/C  
 Account Number: W1525486  
 Your Adviser: Paul Bryant  
 Branch: Brisbane  
 Telephone: 07 3212 1012  
 Email: Paul.Bryant@wilsonsadvisory.com.au

Trade Date	Settlement Date	Description	Debit	Credit	Balance*
09-09-22	09-09-22	Transfer to Cash Ledger from CMA	85,608.45 ✓	-	82,434.79
15-09-22	15-09-22	BENPH Dividend Received ✓	-	237.97	82,672.76
15-09-22	15-09-22	CBAPD Dividend Received ✓	-	445.14	83,117.90
15-09-22	15-09-22	CBAPJ Dividend Received ✓	-	275.14	83,393.04
15-09-22	15-09-22	Transfer to Cash Ledger from CMA ✓	261.00	-	83,132.04
15-09-22	15-09-22	Transfer to Cash Ledger from CMA ✓	11.37	-	83,120.67
15-09-22	15-09-22	Transfer to Cash Ledger from CMA ✓	2,609.98	-	80,510.69
15-09-22	15-09-22	Transfer to Cash Ledger from CMA ✓	113.70	-	80,396.99
16-09-22	16-09-22	Transfer to Cash Ledger from CMA ✓	27,142.04	-	53,254.95
16-09-22	16-09-22	Deposit CMA from Cash Ledger ✓	-	26,942.26	80,197.21
16-09-22	16-09-22	OZL Dividend Received ✓	-	257.20	80,454.41
16-09-22	16-09-22	PNI Dividend Received ✓	-	1,393.00	81,847.41
19-09-22	19-09-22	SUNPH Dividend Received ✓	-	237.90	82,085.31
19-09-22	19-09-22	SUNPI Dividend Received ✓	-	652.27 ✓	82,737.58
19-09-22	19-09-22	NABPH Dividend Received ✓	-	391.67 ✓	83,129.25
20-09-22	20-09-22	DBI Dividend Received ✓	-	1,144.39 ✓	84,273.64
21-09-22	21-09-22	IAG Dividend Received ✓	-	757.85 ✓	85,031.49
21-09-22	21-09-22	MBLPC Dividend Received ✓	-	395.37 ✓	85,426.86
21-09-22	21-09-22	STO Dividend Received ✓	-	850.11 ✓	86,276.97
23-09-22	23-09-22	BHP Dividend Received ✓	-	12,111.03 ✓	98,388.00
23-09-22	23-09-22	WBCPL Dividend Received ✓	-	310.23 ✓	98,698.23
28-09-22	28-09-22	AMC Dividend Received ✓	-	842.63 ✓	99,540.86
29-09-22	29-09-22	NST Dividend Received ✓	-	573.16 ✓	100,114.02
30-09-22	30-09-22	Cash Deposit - CMA Credit Interest ✓	-	91.74 ✓	100,205.76
04-10-22	04-10-22	Cash Deposit - HUB24 Credit Interest ✓	-	2.46 ✓	100,208.22
05-10-22	05-10-22	SEK Dividend Received ✓	-	424.20 ✓	100,632.42
12-10-22	12-10-22	CSL Dividend Received ✓	-	845.75 ✓	101,478.17
17-10-22	17-10-22	CHN8607AU Dividend Received ✓	-	276.26 ✓	101,754.43
18-10-22	18-10-22	COH Dividend Received ✓	-	468.35 ✓	102,222.78
18-10-22	18-10-22	Transfer to Cash Ledger from CMA ✓	2,456.55 ✓	-	99,766.23
18-10-22	18-10-22	Transfer to Cash Ledger from CMA ✓	245.86 ✓	-	99,520.57
19-10-22	19-10-22	Transfer to Cash Ledger from CMA ✓	10.35 ✓	-	99,510.22
19-10-22	19-10-22	IAF Dividend Received ✓	-	297.20 ✓	99,807.42
19-10-22	19-10-22	Transfer to Cash Ledger from CMA ✓	103.49 ✓	-	99,703.93
19-10-22	19-10-22	ILB Dividend Received ✓	-	26.24 ✓	99,730.17
25-10-22	25-10-22	Deposit CMA from Cash Ledger ✓	-	26,122.18 ✓	125,852.35
25-10-22	25-10-22	Transfer to Cash Ledger from CMA ✓	26,149.00 ✓	-	99,703.35
26-10-22	26-10-22	Transfer to Cash Ledger from CMA ✓	17,984.03 ✓	-	81,719.32
26-10-22	26-10-22	Transfer to Cash Ledger from CMA ✓	38,395.04 ✓	-	43,324.28
31-10-22	31-10-22	Cash Deposit - CMA Credit Interest ✓	-	112.83 ✓	43,437.11

\* All amounts shown are in Native Currency. If the Native Currency is not Australian Dollars (AUD), then the Currency and the equivalent AUD amount as at the date of the report will be displayed at the Closing Balance.



## Cash & Accrual Account Statement

From 1 Jul 2022 to 30 Jun 2023

Your Account: Ikin Viviani SIF A/C  
 Account Number: W1525486  
 Your Adviser: Paul Bryant  
 Branch: Brisbane  
 Telephone: 07 3212 1012  
 Email: Paul.Bryant@wilsonsadvisory.com.au

Trade Date	Settlement Date	Description	Debit	Credit	Balance*
02-11-22	02-11-22	Cash Deposit - HUB24 Credit Interest	-	2.59	43,439.70
08-11-22	08-11-22	CHN8607AU Fee Rebate	-	30.18	43,469.88
15-11-22	15-11-22	CBAPD Dividend Received	-	363.83	43,833.71
16-11-22	16-11-22	Transfer to Cash Ledger from CMA	258.93	-	43,574.78
16-11-22	16-11-22	Transfer to Cash Ledger from CMA	2,589.31	-	40,985.47
25-11-22	25-11-22	Transfer to Cash Ledger from CMA	9,505.26	-	31,480.21
25-11-22	25-11-22	Transfer to Cash Ledger from CMA	27,193.51	-	4,286.70
25-11-22	25-11-22	Deposit CMA from Cash Ledger	-	34,871.76	39,158.46
25-11-22	25-11-22	CGF Dividend Received	-	148.80	39,307.26
29-11-22	29-11-22	Transfer to Cash Ledger from CMA	10.34	-	39,296.92
29-11-22	29-11-22	Transfer to Cash Ledger from CMA	32.45	-	39,264.47
29-11-22	29-11-22	Transfer to Cash Ledger from CMA	103.41	-	39,161.06
30-11-22	30-11-22	Cash Deposit - CMA Credit Interest	-	59.23	39,220.29
02-12-22	02-12-22	Cash Deposit - HUB24 Credit Interest	-	1.80	39,221.89
07-12-22	07-12-22	MBLPC Dividend Received	-	887.30	40,109.19
13-12-22	13-12-22	AMC Dividend Received	-	949.06	41,058.25
13-12-22	13-12-22	MQG Dividend Received	-	2,781.00	43,839.25
14-12-22	14-12-22	NAB Dividend Received	-	3,706.56	47,545.81
15-12-22	15-12-22	ANZ Dividend Received	-	2,476.04	50,021.85
15-12-22	15-12-22	BENPH Dividend Received	-	280.21	50,302.06
15-12-22	15-12-22	Transfer to Cash Ledger from CMA	9.39	-	50,292.67
15-12-22	15-12-22	Transfer to Cash Ledger from CMA	99.34	-	50,193.33
15-12-22	15-12-22	Transfer to Cash Ledger from CMA	270.16	-	49,923.17
15-12-22	15-12-22	Transfer to Cash Ledger from CMA	2,701.56	-	47,221.61
15-12-22	15-12-22	CBAPJ Dividend Received	-	336.18	47,557.79
16-12-22	16-12-22	TNE Dividend Received	-	186.66	47,744.45
19-12-22	19-12-22	NABPH Dividend Received	-	453.71	48,198.16
19-12-22	19-12-22	SUNPH Dividend Received	-	280.34	48,478.50
19-12-22	19-12-22	SUNPI Dividend Received	-	771.46	49,249.96
20-12-22	20-12-22	WBC Dividend Received	-	2,999.04	52,249.00
21-12-22	21-12-22	DBI Dividend Received	-	1,259.01	53,508.01
21-12-22	21-12-22	MBLPC Dividend Received	-	450.13	53,958.14
21-12-22	21-12-22	Transfer to Cash Ledger from CMA	25,000.00	-	28,958.14
22-12-22	22-12-22	WBCPL Dividend Received	-	495.18	29,453.32
30-12-22	30-12-22	Cash Deposit - CMA Credit Interest	-	62.43	29,515.75
30-12-22	30-12-22	DMP SPP Refund	-	5,121.68	34,637.43
16-01-23	16-01-23	CHN8607AU Dividend Received	-	249.63	34,887.06
16-01-23	16-01-23	MAQ0079AU Dividend Received	-	921.96	35,809.02
17-01-23	17-01-23	Transfer to Cash Ledger from CMA	99.43	-	35,709.59
17-01-23	17-01-23	Transfer to Cash Ledger from CMA	2,626.30	-	33,083.29

\* All amounts shown are in Native Currency. If the Native Currency is not Australian Dollars (AUD), then the Currency and the equivalent AUD amount as at the date of the report will be displayed at the Closing Balance.



## Cash & Accrual Account Statement

From 1 Jul 2022 to 30 Jun 2023

Your Account: Ikin Viviani S/F A/C  
 Account Number: W1525486  
 Your Adviser: Paul Bryant  
 Branch: Brisbane  
 Telephone: 07 3212 1012  
 Email: Paul.Bryant@wilsonsadvisory.com.au

Trade Date	Settlement Date	Description	Debit	Credit	Balance*
17-01-23	17-01-23	Transfer to Cash Ledger from CMA	9.25 ✓	-	33,074.04
17-01-23	17-01-23	Transfer to Cash Ledger from CMA	262.63 ✓	-	32,811.41
18-01-23	18-01-23	ILB Dividend Received	-	39.36 ✓	32,850.77
18-01-23	18-01-23	IAF Dividend Received	-	111.75 ✓	32,962.52
31-01-23	31-01-23	Cash Deposit - CMA Credit Interest	-	62.39 ✓	33,024.91
02-02-23	02-02-23	Cash Deposit - HUB24 Credit Interest	-	0.22 ✓	33,025.13
14-02-23	14-02-23	Deposit CMA from Cash Ledger	-	53,565.15 ✓	86,590.28
15-02-23	15-02-23	Transfer to Cash Ledger from CMA	276.59 ✓	-	86,313.69
15-02-23	15-02-23	Transfer to Cash Ledger from CMA	2,765.90 ✓	-	83,547.79
16-02-23	16-02-23	Transfer to Cash Ledger from CMA	9.31 ✓	-	83,538.48
16-02-23	16-02-23	Transfer to Cash Ledger from CMA	100.05 ✓	-	83,438.43
22-02-23	22-02-23	Transfer to Cash Ledger from CMA	60,000.00 ✓	-	23,438.43
23-02-23	23-02-23	Deposit CMA from Cash Ledger	-	60,976.48 ✓	84,414.91
23-02-23	23-02-23	Deposit CMA from Cash Ledger	-	89,828.80 ✓	174,241.71
23-02-23	23-02-23	Deposit CMA from Cash Ledger	-	25,832.20 ✓	200,073.91
23-02-23	23-02-23	Deposit CMA from Cash Ledger	-	27,108.73 ✓	227,182.64
23-02-23	23-02-23	Deposit CMA from Cash Ledger	-	30,018.62 ✓	257,201.26
23-02-23	23-02-23	Transfer to Cash Ledger from CMA	16,002.41 ✓	-	241,198.85
23-02-23	23-02-23	Transfer to Cash Ledger from CMA	23,438.43 ✓	-	217,760.42
23-02-23	23-02-23	Transfer to Cash Ledger from CMA	28,002.33 ✓	-	189,758.09
23-02-23	23-02-23	Transfer to Cash Ledger from CMA	32,544.63 ✓	-	157,213.46
23-02-23	23-02-23	Transfer to Cash Ledger from CMA	37,004.45 ✓	-	120,209.01
23-02-23	23-02-23	Transfer to Cash Ledger from CMA	55,956.15 ✓	-	64,252.86
23-02-23	23-02-23	Transfer to Cash Ledger from CMA	37,017.71 ✓	-	27,235.15
24-02-23	24-02-23	GMG Dividend Received	-	559.05 ✓	27,794.20
27-02-23	27-02-23	CGF Dividend Received	-	186.80 ✓	27,961.00
28-02-23	28-02-23	Cash Deposit - CMA Credit Interest	-	74.76 ✓	28,035.76
01-03-23	01-03-23	PIM0941AU Redemption Proceeds	-	38,470.15 ✓	66,505.91
03-03-23	03-03-23	Cash Deposit - HUB24 Credit Interest	-	6.88 ✓	66,512.79
07-03-23	07-03-23	MBLPD Dividend Received	-	962.76 ✓	67,475.55
15-03-23	15-03-23	CBAPJ Dividend Received	-	357.46 ✓	67,833.01
15-03-23	15-03-23	Transfer to Cash Ledger from CMA	270.22 ✓	-	67,562.79
15-03-23	15-03-23	CBAPL Dividend Received	-	760.14 ✓	68,322.93
15-03-23	15-03-23	Transfer to Cash Ledger from CMA	97.35 ✓	-	68,225.58
15-03-23	15-03-23	Transfer to Cash Ledger from CMA	2,702.18 ✓	-	65,523.40
15-03-23	15-03-23	Transfer to Cash Ledger from CMA	9.50 ✓	-	65,513.90
15-03-23	15-03-23	Transfer to Cash Ledger from CMA	102.07 ✓	-	65,411.83
15-03-23	15-03-23	BENPH Dividend Received	-	294.61 ✓	65,706.44
16-03-23	16-03-23	DMP Dividend Received	-	486.63 ✓	66,193.07
17-03-23	17-03-23	NABPH Dividend Received	-	463.71 ✓	66,656.78

\* All amounts shown are in Native Currency. If the Native Currency is not Australian Dollars (AUD), then the Currency and the equivalent AUD amount as at the date of the report will be displayed at the Closing Balance.



## Cash & Accrual Account Statement

From 1 Jul 2022 to 30 Jun 2023

Your Account: Ikin Viviani SIF A/C  
 Account Number: W1525486  
 Your Adviser: Paul Bryant  
 Branch: Brisbane  
 Telephone: 07 3212 1012  
 Email: Paul.Bryant@wilsonsadvisory.com.au

Trade Date	Settlement Date	Description	Debit	Credit	Balance*
17-03-23	17-03-23	PNI Dividend Received	-	1,241.76	67,898.54
17-03-23	17-03-23	SUNPH Dividend Received	-	287.82	68,186.36
17-03-23	17-03-23	SUNPI Dividend Received	-	792.87	68,979.23
21-03-23	21-03-23	MBLPC Dividend Received	-	464.64	69,443.87
21-03-23	21-03-23	AMC Dividend Received	-	844.59	70,288.46
22-03-23	22-03-23	WBCPL Dividend Received	-	514.31	70,802.77
23-03-23	23-03-23	IAG Dividend Received	-	554.10	71,356.87
23-03-23	23-03-23	TLC Dividend Received	-	1,040.76	72,397.63
24-03-23	24-03-23	NWL Dividend Received	-	297.00	72,694.63
29-03-23	29-03-23	NST Dividend Received	-	548.24	73,242.87
29-03-23	29-03-23	STO Dividend Received	-	1,738.88	74,982.75
30-03-23	30-03-23	BHP Dividend Received	-	5,390.45	80,373.20
30-03-23	30-03-23	MIN Dividend Received	-	376.80	80,750.00
31-03-23	31-03-23	Cash Deposit - CMA Credit Interest	-	133.30	80,883.30
05-04-23	05-04-23	CSL Dividend Received	-	779.92	81,663.22
05-04-23	05-04-23	SEK Dividend Received	-	484.80	82,148.02
06-04-23	06-04-23	CHN8607AU Fee Rebate	-	33.18	82,181.20
14-04-23	14-04-23	COH Dividend Received	-	500.65	82,681.85
14-04-23	14-04-23	Transfer to Cash Ledger from CMA	25,640.55	-	57,041.30
17-04-23	17-04-23	Transfer to Cash Ledger from CMA	269.82	-	56,771.48
17-04-23	17-04-23	Transfer to Cash Ledger from CMA	2,698.18	-	54,073.30
17-04-23	17-04-23	Transfer to Cash Ledger from CMA	115.13	-	53,958.17
17-04-23	17-04-23	Transfer to Cash Ledger from CMA	10.70	-	53,947.47
20-04-23	20-04-23	IAF Dividend Received	-	314.11	54,261.58
20-04-23	20-04-23	ILB Dividend Received	-	30.15	54,291.73
28-04-23	28-04-23	Cash Deposit - CMA Credit Interest	-	121.37	54,413.10
08-05-23	08-05-23	Deposit CMA from Cash Ledger	-	39,195.26	93,608.36
16-05-23	16-05-23	Transfer to Cash Ledger from CMA	276.94	-	93,331.42
16-05-23	16-05-23	Transfer to Cash Ledger from CMA	2,769.40	-	90,562.02
17-05-23	17-05-23	Transfer to Cash Ledger from CMA	115.90	-	90,446.12
17-05-23	17-05-23	Transfer to Cash Ledger from CMA	10.77	-	90,435.35
22-05-23	22-05-23	PIM0941AU Rebate Received	-	162.88	90,598.23
25-05-23	25-05-23	CGFPC Dividend Received	-	163.20	90,761.43
25-05-23	25-05-23	Deposit CMA from Cash Ledger	-	47,633.83	138,395.26
29-05-23	29-05-23	CHN8607AU Fee Rebate	-	32.72	138,427.98
31-05-23	31-05-23	Cash Deposit - CMA Credit Interest	-	204.90	138,632.88
05-06-23	05-06-23	Cash Deposit - HUB24 Credit Interest	-	0.01	138,632.89
07-06-23	07-06-23	MBLPC Dividend Received	-	1,068.25	139,701.14
13-06-23	13-06-23	Transfer to Cash Ledger from CMA	30,000.00	-	109,701.14
15-06-23	15-06-23	BENPH Dividend Received	-	322.40	110,023.54

\* All amounts shown are in Native Currency. If the Native Currency is not Australian Dollars (AUD), then the Currency and the equivalent AUD amount as at the date of the report will be displayed at the Closing Balance.



## Cash & Accrual Account Statement

From 1 Jul 2022 to 30 Jun 2023

Your Account: Ikin Viviani S/F A/C  
 Account Number: W1525486  
 Your Adviser: Paul Bryant  
 Branch: Brisbane  
 Telephone: 07 3212 1012  
 Email: Paul.Bryant@wilsonsadvisory.com.au

Trade Date	Settlement Date	Description	Debit	Credit	Balance*
15-06-23	15-06-23	CBAPL Dividend Received	-	643.05	110,666.59
15-06-23	15-06-23	CBAPJ Dividend Received	-	395.75	111,062.34
15-06-23	15-06-23	Transfer to Cash Ledger from CMA	11.59	-	111,050.75
15-06-23	15-06-23	Transfer to Cash Ledger from CMA	275.10	-	110,775.65
15-06-23	15-06-23	Transfer to Cash Ledger from CMA	2,751.04	-	108,024.61
15-06-23	15-06-23	Transfer to Cash Ledger from CMA	124.67	-	107,899.94
16-06-23	16-06-23	TNE Dividend Received	-	118.83	108,018.77
19-06-23	19-06-23	NABPH Dividend Received	-	531.11	108,549.88
19-06-23	19-06-23	SUNPH Dividend Received	-	331.46	108,881.34
19-06-23	19-06-23	SUNPI Dividend Received	-	914.14	109,795.48
20-06-23	20-06-23	AMC Dividend Received	-	899.75	110,695.23
21-06-23	21-06-23	MBLPC Dividend Received	-	502.67	111,197.90
22-06-23	22-06-23	IPD SPP Refund	-	21,830.34	132,828.24
22-06-23	22-06-23	WBCPL Dividend Received	-	563.40	133,391.64
23-06-23	23-06-23	CHN8607AU Redemption Proceeds	-	49,679.45	183,071.09
23-06-23	23-06-23	HCW Dividend Received	-	356.12	183,427.21
27-06-23	27-06-23	WBC Dividend Received	-	3,280.20	186,707.41
30-06-23	30-06-23	Cash Deposit - CMA Credit Interest	-	314.09	187,021.50
30-06-23	30-06-23	Closing Balance	772,009.59	904,101.04	187,021.50
<b>Applications Accrual Account</b>					
30-06-22	30-06-22	Opening Balance	-	-	-
08-07-22	08-07-22	Cash Deposit - PIM0058AU Application	-	57,198.00	57,198.00
12-07-22	18-07-22	Cash Withdrawal - Purchase: 35874.3101@159.44 Aoris International Fund - Class B Units (PIM0058AU)	57,198.00	-	-
12-08-22	12-08-22	Cash Deposit - ANZ ENT Application	-	3,969.00	3,969.00
24-08-22	24-08-22	Cash Withdrawal - 1:15 Renounceable Rights Issue @ 18.90 AUD per share - Participating	3,969.00	-	-
31-08-22	05-09-22	Cash Deposit - Sale: 99507.6987@85.95 Ardea Real Outcome Fund (HOW0098AU)	-	85,526.87	85,526.87
06-09-22	06-09-22	Cash Withdrawal - HOW0098AU Redemption Proceeds	85,526.87	-	-
25-10-22	25-10-22	Cash Deposit - ACQ3509AU Application	-	26,149.00	26,149.00
28-10-22	07-11-22	Cash Withdrawal - Purchase: 20483.3151@127.66 Acorn Capital NextGen Resources Fund (ACQ3509AU)	-	-	-
25-11-22	25-11-22	Cash Deposit - ACQ3509AU Application	-	9,505.26	9,505.26
29-11-22	08-12-22	Cash Withdrawal - Purchase: 7190.6044@132.19 Acorn Capital NextGen Resources Fund (ACQ3509AU)	-	-	-
21-12-22	21-12-22	Cash Deposit - DMP SPP Application	-	26,000.00	25,000.00
30-12-22	30-12-22	Cash Withdrawal - Share Purchase Plan - @ 64.54 AUD per share	19,828.32	-	5,121.68
30-12-22	30-12-22	Cash Withdrawal - DMP SPP Refund	5,121.68	-	-
14-02-23	14-02-23	Cash Withdrawal - EUR USD FX	156.19	-	-156.19
14-02-23	14-02-23	Cash Deposit - EUR USD FX	-	156.19	-
16-02-23	16-02-23	Cash Deposit - USD AUD FX	-	2,543.47	2,543.47
16-02-23	16-02-23	Cash Withdrawal - USD AUD FX	2,543.47	-	-

\* All amounts shown are in Native Currency. If the Native Currency is not Australian Dollars (AUD), then the Currency and the equivalent AUD amount as at the date of the report will be displayed at the Closing Balance.



## Cash & Accrual Account Statement

From 1 Jul 2022 to 30 Jun 2023

Your Account: Ikin Viviani SIF AVC  
 Account Number: W1525486  
 Your Adviser: Paul Bryant  
 Branch: Brisbane  
 Telephone: 07 3212 1012  
 Email: Paul.Bryant@wilsonsadvisory.com.au

Trade Date	Settlement Date	Description	Debit	Credit	Balance*
22-02-23	22-02-23	Cash Deposit - Managed Fund Applications	-	60,000.00	60,000.00
22-02-23	28-02-23	Cash Deposit - Sale: 32005.1208@120.2 Fairlight Global Small & Mid Cap Hedged (Class H) (PIM0941AU)	-	38,470.15	98,470.15
24-02-23	28-02-23	Cash Withdrawal - Purchase: 27589.2512@181.23 Aoris International Fund - Class B Units (PIM0058AU)	50,000.00	-	48,470.15
27-02-23	28-02-23	Cash Withdrawal - Purchase: 9989.01@100.11 Arrowsstreet Global Equity Fund (Hedged) (MAQ0079AU)	10,000.00	-	38,470.15
01-03-23	01-03-23	Cash Withdrawal - PIM0941AU Redemption Proceeds	38,470.15	-	-
13-06-23	13-06-23	Cash Deposit - IPD SPP Application	-	30,000.00	30,000.00
19-06-23	22-06-23	Cash Deposit - Sale: 49211.9411@100.95 CC JCB Dynamic Alpha Fund (CHN8607AU)	-	49,679.45	79,679.45
21-06-23	21-06-23	Cash Withdrawal - Share Purchase Plan - @ 0.13 AUD per share	8,369.66	-	71,309.79
22-06-23	22-06-23	Cash Withdrawal - IPD SPP Refund	21,630.34	-	49,679.45
22-06-23	22-06-23	Cash Deposit - WILSONS BULK FX USD AUD	-	2,343.22	52,022.67
22-06-23	22-06-23	Cash Withdrawal - WILSONS BULK FX USD AUD	2,343.22	-	49,679.45
23-06-23	23-06-23	Cash Withdrawal - CHN8607AU Redemption Proceeds	49,679.45	-	-
30-06-23	30-06-23	Closing Balance	390,540.61	390,540.61	0.00
<b>Distribution Accrual Account</b>					
30-06-22	30-06-22	Opening Balance	20,697.10	-	20,697.10
01-07-22	01-07-22	Cash Withdrawal - ANZ Dividend Received	2,257.92	-	18,439.18
04-07-22	04-07-22	Cash Withdrawal - MQG Dividend Received	3,244.50	-	15,194.68
05-07-22	05-07-22	Cash Withdrawal - NAB Dividend Received	3,468.96	-	11,725.72
07-07-22	19-08-22	Corporate Action - MA.NYS Dividend	-	4.80	11,730.52
08-07-22	29-07-22	Corporate Action - INTU.NAS Dividend	-	6.62	11,737.14
11-07-22	20-07-22	Corporate Action - WBCPE.ASX Dividend	-	111.64	11,848.78
13-07-22	13-07-22	Cash Withdrawal - ILB Dividend Received	161.82	-	11,686.96
14-07-22	14-07-22	Cash Withdrawal - MAQ0079AU Dividend Received	3,633.29	-	8,053.67
18-07-22	18-07-22	Cash Withdrawal - HOW0098AU Dividend Received	5,619.15	-	2,434.52
20-07-22	20-07-22	Cash Withdrawal - F100 Dividend Received	978.59	-	1,455.93
20-07-22	20-07-22	Cash Withdrawal - FID0031AU Dividend Received	859.93	-	596.00
22-07-22	22-07-22	Cash Withdrawal - WBCPE Dividend Received	111.64	-	484.36
28-07-22	28-07-22	Cash Withdrawal - MCCL Dividend Received	36.35	-	448.01
28-07-22	28-07-22	Cash Withdrawal - INTU.NAS Dividend Received	6.62	-	441.39
28-07-22	22-08-22	Corporate Action - COST.NAS Dividend	-	9.93	451.32
29-07-22	29-07-22	Cash Withdrawal - JHX Dividend Received	436.59	-	14.73
11-08-22	01-09-22	Corporate Action - V.NYS Dividend	-	7.53	22.26
15-08-22	15-08-22	Cash Deposit - CHN8607AU Rebate 30/6/2022	-	29.64	51.90
16-08-22	16-08-22	Cash Withdrawal - CHN8607AU Fee Rebate	29.64	-	22.26
16-08-22	25-08-22	Corporate Action - CGFPC.ASX Dividend	-	120.00	142.26
17-08-22	17-08-22	Cash Withdrawal - COST.NAS Dividend Received	9.94	-	132.32
17-08-22	17-08-22	Cash Withdrawal - MA.NYS Dividend Received	4.80	-	127.52
17-08-22	08-09-22	Corporate Action - MSFT.NAS Dividend	-	42.30	169.82

\* All amounts shown are in Native Currency. If the Native Currency is not Australian Dollars (AUD), then the Currency and the equivalent AUD amount as at the date of the report will be displayed at the Closing Balance.



## Cash & Accrual Account Statement

From 1 Jul 2022 to 30 Jun 2023

Your Account: Ikin Viviani SIF A/C  
Account Number: W1525486  
Your Adviser: Paul Bryant  
Branch: Brisbane  
Telephone: 07 3212 1012  
Email: Paul.Bryant@wilsonsadvisory.com.au

Trade Date	Settlement Date	Description	Debit	Credit	Balance*
18-08-22	22-09-22	Corporate Action - IAG.ASX Dividend	-	757.85	927.67
22-08-22	07-09-22	Corporate Action - MBLPD.ASX Dividend	-	676.24	1,603.91
22-08-22	22-09-22	Corporate Action - STO.ASX Dividend	-	850.11	2,454.02
25-08-22	25-08-22	Cash Withdrawal - CGFPC Dividend Received	120.00	-	2,334.02
29-08-22	16-09-22	Corporate Action - PNI.ASX Dividend	-	1,393.00	3,727.02
31-08-22	16-09-22	Corporate Action - OZL.ASX Dividend	-	257.20	3,984.22
01-09-22	20-09-22	Corporate Action - DBI.ASX Dividend	-	1,144.39	5,128.61
01-09-22	22-09-22	Corporate Action - BHP.ASX Dividend	-	12,111.03	17,239.64
02-09-22	19-09-22	Corporate Action - SUNPH.ASX Dividend	-	237.90	17,477.54
02-09-22	19-09-22	Corporate Action - SUNPI.ASX Dividend	-	652.27	18,129.81
05-09-22	21-09-22	Corporate Action - MBLPC.ASX Dividend	-	395.37	18,525.18
06-09-22	15-09-22	Corporate Action - BENPH.ASX Dividend	-	237.97	18,763.15
06-09-22	15-09-22	Corporate Action - CBAPI.ASX Dividend	-	275.14	19,038.29
06-09-22	15-09-22	Corporate Action - CBAPD.ASX Dividend	-	445.14	19,483.43
06-09-22	19-09-22	Corporate Action - NABPH.ASX Dividend	-	391.67	19,875.10
06-09-22	29-09-22	Corporate Action - NST.ASX Dividend	-	573.16	20,448.26
06-09-22	05-10-22	Corporate Action - CSL.ASX Dividend	-	845.75	21,294.01
07-09-22	07-09-22	Cash Withdrawal - MBLPD Dividend Received	676.24	-	20,617.77
07-09-22	07-09-22	Cash Withdrawal - V.NYS Dividend Received	7.53	-	20,610.24
07-09-22	28-09-22	Corporate Action - AMC.ASX Dividend	-	842.63	21,452.87
07-09-22	04-10-22	Corporate Action - SEK.ASX Dividend	-	424.20	21,877.07
13-09-22	13-09-22	Cash Withdrawal - MSFT.NAS Dividend Received	42.30	-	21,834.77
13-09-22	22-09-22	Corporate Action - WBCPL.ASX Dividend	-	310.23	22,145.00
15-09-22	15-09-22	Cash Withdrawal - BENPH Dividend Received	237.97	-	21,907.03
15-09-22	15-09-22	Cash Withdrawal - CBAPD Dividend Received	445.14	-	21,461.89
15-09-22	15-09-22	Cash Withdrawal - CBAPJ Dividend Received	275.14	-	21,186.75
16-09-22	16-09-22	Cash Withdrawal - OZL Dividend Received	257.20	-	20,929.55
16-09-22	16-09-22	Cash Withdrawal - PNI Dividend Received	1,393.00	-	19,536.55
19-09-22	19-09-22	Cash Withdrawal - NABPH Dividend Received	391.67	-	19,144.88
19-09-22	19-09-22	Cash Withdrawal - SUNPH Dividend Received	237.90	-	18,906.98
19-09-22	19-09-22	Cash Withdrawal - SUNPI Dividend Received	652.27	-	18,254.71
20-09-22	20-09-22	Cash Withdrawal - DBI Dividend Received	1,144.39	-	17,110.32
21-09-22	21-09-22	Cash Withdrawal - IAG Dividend Received	757.85	-	16,352.47
21-09-22	21-09-22	Cash Withdrawal - MBLPC Dividend Received	395.37	-	15,957.10
21-09-22	21-09-22	Cash Withdrawal - STO Dividend Received	850.11	-	15,106.99
21-09-22	17-10-22	Corporate Action - COH.ASX Dividend	-	468.35	15,575.34
23-09-22	23-09-22	Cash Withdrawal - BHP Dividend Received	12,111.03	-	3,464.31
23-09-22	23-09-22	Cash Withdrawal - WBCPL Dividend Received	310.23	-	3,154.08
28-09-22	28-09-22	Cash Withdrawal - AMC Dividend Received	842.63	-	2,311.45
29-09-22	29-09-22	Cash Withdrawal - NST Dividend Received	573.16	-	1,738.29

\* All amounts shown are in Native Currency. If the Native Currency is not Australian Dollars (AUD), then the Currency and the equivalent AUD amount as at the date of the report will be displayed at the Closing Balance.



## Cash & Accrual Account Statement

From 1 Jul 2022 to 30 Jun 2023

Your Account: Ikin Viviani S/F A/C  
 Account Number: W1525486  
 Your Adviser: Paul Bryant  
 Branch: Brisbane  
 Telephone: 07 3212 1012  
 Email: Paul.Bryant@wilsonsadvisory.com.au

Trade Date	Settlement Date	Description	Debit	Credit	Balance*
30-09-22	30-09-22	Corporate Action - CHN8607AU.FND Distribution	-	276.26	2,014.55
04-10-22	04-10-22	Cash Withdrawal - SEK Dividend Received	424.20	-	1,590.35
05-10-22	05-10-22	Cash Withdrawal - CSL Dividend Received	845.75	-	744.60
06-10-22	25-10-22	Corporate Action - INTU.NAS Dividend	-	8.34	752.94
06-10-22	16-11-22	Corporate Action - MA.NYS Dividend	-	4.94	757.88
07-10-22	19-10-22	Corporate Action - IAF.AXW Dividend	-	297.20	1,055.08
07-10-22	19-10-22	Corporate Action - ILB.AXW Dividend	-	26.24	1,081.32
12-10-22	12-10-22	Cash Withdrawal - CHN8607AU Dividend Received	276.26	-	805.06
17-10-22	17-10-22	Cash Withdrawal - COH Dividend Received	468.35	-	336.71
19-10-22	19-10-22	Cash Withdrawal - IAF Dividend Received	297.20	-	39.51
19-10-22	19-10-22	Cash Withdrawal - ILB Dividend Received	26.24	-	13.27
21-10-22	21-10-22	Cash Deposit - INTU.NAS WHT	-	1.48	14.75
21-10-22	21-10-22	Cash Withdrawal - INTU.NAS Dividend Received	9.82	-	4.93
27-10-22	17-11-22	Corporate Action - COST.NAS Dividend	-	10.21	15.14
04-11-22	15-11-22	Corporate Action - CBAPD.ASX Dividend	-	363.83	378.97
07-11-22	13-12-22	Corporate Action - MQG.ASX Dividend	-	2,781.00	3,159.97
07-11-22	15-12-22	Corporate Action - ANZ.ASX Dividend	-	2,476.04	5,636.01
08-11-22	08-11-22	Cash Withdrawal - CHN8607AU Fee Rebate	-	-	5,605.83
08-11-22	08-11-22	Cash Deposit - CHN8607AU Rebate 30/9/2022	30.18	-	5,636.01
09-11-22	08-12-22	Corporate Action - V.NYS Dividend	-	30.18	5,666.19
15-11-22	15-11-22	Cash Withdrawal - CBAPD Dividend Received	-	8.99	5,645.00
15-11-22	14-12-22	Corporate Action - NAB.ASX Dividend	-	-	5,281.17
16-11-22	16-11-22	Cash Deposit - COST.NAS WHT	-	1.81	8,987.73
16-11-22	16-11-22	Cash Deposit - MA.NYS WHT	-	0.87	8,989.54
16-11-22	16-11-22	Cash Withdrawal - COST.NAS Dividend Received	12.01	-	8,990.41
16-11-22	16-11-22	Cash Withdrawal - MA.NYS Dividend Received	5.81	-	8,978.41
16-11-22	16-11-22	Cash Withdrawal - MA.NYS Dividend Received	-	-	8,972.59
16-11-22	25-11-22	Corporate Action - CGFPC.ASX Dividend	-	148.80	9,121.39
16-11-22	14-12-22	Corporate Action - MSFT.NAS Dividend	-	45.54	9,166.93
17-11-22	20-12-22	Corporate Action - WBC.ASX Dividend	-	2,999.04	12,165.97
21-11-22	07-12-22	Corporate Action - MBLPD.ASX Dividend	-	887.30	13,053.27
21-11-22	13-12-22	Corporate Action - AMC.ASX Dividend	-	949.06	14,002.33
25-11-22	25-11-22	Cash Withdrawal - CGF Dividend Received	148.80	-	13,853.53
01-12-22	12-12-22	Corporate Action - MC.PAR Dividend	-	23.37	13,876.90
01-12-22	16-12-22	Corporate Action - TNE.ASX Dividend	-	157.54	14,034.44
01-12-22	16-12-22	Corporate Action - TNE.ASX Dividend	-	29.12	14,063.56
02-12-22	19-12-22	Corporate Action - SUNPH.ASX Dividend	-	280.34	14,343.90
02-12-22	19-12-22	Corporate Action - SUNPL.ASX Dividend	-	771.46	15,115.36
05-12-22	21-12-22	Corporate Action - MBLPC.ASX Dividend	-	450.13	15,565.49
06-12-22	06-12-22	Cash Withdrawal - V.NYS Dividend Received	10.58	-	15,554.91
06-12-22	06-12-22	Cash Deposit - V.NYS WHT	-	1.59	15,556.50

\* All amounts shown are in Native Currency. If the Native Currency is not Australian Dollars (AUD), then the Currency and the equivalent AUD amount as at the date of the report will be displayed at the Closing Balance.





## Cash & Accrual Account Statement

From 1 Jul 2022 to 30 Jun 2023

Your Account: Ikin Viviani S/F A/C  
 Account Number: W1525486  
 Your Adviser: Paul Bryant  
 Branch: Brisbane  
 Telephone: 07 3212 1012  
 Email: Paul.Bryant@wilsonsadvisory.com.au

Trade Date	Settlement Date	Description	Debit	Credit	Balance*
06-12-22	15-12-22	Corporate Action - BENPH.ASX Dividend	-	280.21	15,836.71
06-12-22	15-12-22	Corporate Action - CBAPL.ASX Dividend	-	336.18	16,172.89
06-12-22	19-12-22	Corporate Action - NABPH.ASX Dividend	-	453.71	16,626.60
06-12-22	21-12-22	Corporate Action - DBL.ASX Dividend	-	1,259.01	17,885.61
07-12-22	07-12-22	Cash Withdrawal - MBLPD Dividend Received	887.30	-	16,998.31
12-12-22	12-12-22	Cash Deposit - MC.PAR WHT	-	7.80	17,006.11
12-12-22	12-12-22	Cash Withdrawal - MC.PAR Dividend Received	31.18	-	16,974.93
13-12-22	13-12-22	Cash Withdrawal - AMC Dividend Received	949.06	-	16,025.87
13-12-22	13-12-22	Cash Withdrawal - MQG Dividend Received	2,781.00	-	13,244.87
13-12-22	13-12-22	Cash Deposit - MSFT.NAS WHT	-	8.04	13,252.91
13-12-22	13-12-22	Cash Withdrawal - MSFT.NAS Dividend Received	53.58	-	13,199.33
13-12-22	22-12-22	Corporate Action - WBCPL.ASX Dividend	-	495.18	13,694.51
14-12-22	14-12-22	Cash Withdrawal - NAB Dividend Received	3,706.56	-	9,987.95
15-12-22	14-12-22	Cash Withdrawal - ANZ Dividend Received	2,476.04	-	7,511.91
15-12-22	15-12-22	Cash Withdrawal - BENPH Dividend Received	280.21	-	7,231.70
15-12-22	15-12-22	Cash Withdrawal - CBAPJ Dividend Received	336.18	-	6,895.52
16-12-22	16-12-22	Cash Withdrawal - TNE Dividend Received	186.66	-	6,708.86
19-12-22	19-12-22	Cash Withdrawal - SUNPI Dividend Received	771.46	-	5,937.40
19-12-22	19-12-22	Cash Withdrawal - NABPH Dividend Received	453.71	-	5,483.69
19-12-22	19-12-22	Cash Withdrawal - SUNPH Dividend Received	280.34	-	5,203.35
20-12-22	20-12-22	Cash Withdrawal - WBC Dividend Received	2,999.04	-	2,204.31
21-12-22	21-12-22	Cash Withdrawal - DBI Dividend Received	1,259.01	-	945.30
21-12-22	21-12-22	Cash Withdrawal - MBLPC Dividend Received	450.13	-	495.17
22-12-22	22-12-22	Cash Withdrawal - WBCPL Dividend Received	495.18	-	-0.01
29-12-22	24-02-23	Corporate Action - GMG.ASX Dividend	-	559.05	559.04
30-12-22	30-12-22	Corporate Action - CHN8607AU.FND Distribution	-	249.63	808.67
31-12-22	31-12-22	Corporate Action - MAQ0079AU.FND Distribution	-	921.96	1,730.63
03-01-23	12-01-23	Cash Deposit - Corporate Action - RCAP.AXW Dividend	-	201.38	1,932.01
06-01-23	18-01-23	Corporate Action - IAF.AXW Dividend	-	111.75	2,043.76
06-01-23	18-01-23	Corporate Action - ILB.AXW Dividend	-	39.36	2,083.12
06-01-23	14-02-23	Corporate Action - MA.NYS Dividend	-	5.58	2,088.70
09-01-23	18-01-23	Corporate Action - INTU.NAS Dividend	-	7.61	2,096.31
12-01-23	12-01-23	Cash Withdrawal - Corporate Action - RCAP.AXW Dividend	200.50	-	1,895.81
12-01-23	12-01-23	Cash Withdrawal - RCAP DRP Balance Added to Reinvestment Pool	0.88	-	1,894.93
16-01-23	16-01-23	Cash Withdrawal - MAQ0079AU Dividend Received	921.96	-	972.97
16-01-23	16-01-23	Cash Withdrawal - CHN8607AU Dividend Received	249.63	-	723.34
18-01-23	18-01-23	Corporate Action - KER.PAR Dividend	-	31.35	754.69
18-01-23	18-01-23	Cash Withdrawal - IAF Dividend Received	111.75	-	642.94
18-01-23	18-01-23	Cash Withdrawal - ILB Dividend Received	39.36	-	603.58
23-01-23	23-01-23	Cash Deposit - KER.PAR WHT	-	10.45	614.03

\* All amounts shown are in Native Currency. If the Native Currency is not Australian Dollars (AUD), then the Currency and the equivalent AUD amount as at the date of the report will be displayed at the Closing Balance.



## Cash & Accrual Account Statement

From 1 Jul 2022 to 30 Jun 2023

Your Account: Ikin Viviani S/F A/C  
Account Number: W1525486  
Your Adviser: Paul Bryant  
Branch: Brisbane  
Telephone: 07 3212 1012  
Email: Paul.Bryant@wilsonsadvisory.com.au

Trade Date	Settlement Date	Description	Debit	Credit	Balance*
23-01-23	23-01-23	Cash Deposit - INTU.NAS WHT	-	1.35	615.38
23-01-23	23-01-23	Cash Withdrawal - KER.PAR Dividend Received	41.80	-	573.58
23-01-23	23-01-23	Cash Withdrawal - INTU.NAS Dividend Received	8.96	-	564.62
02-02-23	22-02-23	Corporate Action - COST.NAS Dividend	-	10.11	574.73
09-02-23	01-03-23	Corporate Action - V.NYS Dividend	-	9.05	583.78
14-02-23	14-02-23	Cash Withdrawal - MA.NYS Dividend Received	6.53	-	577.25
14-02-23	14-02-23	Cash Deposit - MA.NYS WHT	-	0.97	578.22
15-02-23	14-03-23	Corporate Action - MSFT.NAS Dividend	-	46.78	625.00
16-02-23	27-02-23	Corporate Action - CGFPC.ASX Dividend	-	166.80	791.80
16-02-23	23-03-23	Corporate Action - IAG.ASX Dividend	-	554.10	1,345.90
17-02-23	07-03-23	Corporate Action - MBLPD.ASX Dividend	-	962.76	2,308.66
20-02-23	27-02-23	Corporate Action - RMS.PAR Dividend	-	12.37	2,321.03
22-02-23	22-02-23	Cash Withdrawal - COST.NAS Dividend Received	11.91	-	2,309.12
22-02-23	22-02-23	Cash Deposit - COST.NAS WHT	-	1.79	2,310.91
22-02-23	24-03-23	Corporate Action - NWL.ASX Dividend	-	297.00	2,607.91
24-02-23	24-02-23	Cash Withdrawal - GMG Dividend Received	559.05	-	2,048.86
27-02-23	27-02-23	Cash Withdrawal - CGF Dividend Received	166.80	-	1,882.06
27-02-23	27-02-23	Cash Withdrawal - RMS.PAR Dividend Received	16.50	-	1,865.56
27-02-23	27-02-23	Cash Deposit - RMS.PAR WHT	-	4.13	1,869.69
27-02-23	29-03-23	Corporate Action - STO.ASX Dividend	-	1,739.88	3,609.57
28-02-23	16-03-23	Corporate Action - DMP.ASX Dividend	-	486.63	4,096.20
28-02-23	21-03-23	Corporate Action - AMC.ASX Dividend	-	844.59	4,940.79
01-03-23	23-03-23	Corporate Action - TLC.ASX Dividend	-	925.12	5,865.91
01-03-23	23-03-23	Corporate Action - TLC.ASX Dividend	-	115.64	5,981.55
02-03-23	17-03-23	Corporate Action - NABPH.ASX Dividend	-	463.71	6,445.26
02-03-23	17-03-23	Corporate Action - SUNPH.ASX Dividend	-	287.82	6,733.08
02-03-23	17-03-23	Corporate Action - SUNPI.ASX Dividend	-	792.87	7,525.95
02-03-23	17-03-23	Corporate Action - PNI.ASX Dividend	-	1,241.76	8,767.71
03-03-23	21-03-23	Corporate Action - MBLPC.ASX Dividend	-	464.64	9,232.35
06-03-23	06-03-23	Cash Withdrawal - V.NYS Dividend Received	10.65	-	9,221.70
06-03-23	06-03-23	Cash Deposit - V.NYS WHT	-	1.60	9,223.30
06-03-23	15-03-23	Corporate Action - CBAPL.ASX Dividend	-	760.14	9,983.44
06-03-23	15-03-23	Corporate Action - BENPH.ASX Dividend	-	294.61	10,278.05
06-03-23	15-03-23	Corporate Action - CBAPI.ASX Dividend	-	357.46	10,635.51
07-03-23	07-03-23	Cash Withdrawal - MBLPD Dividend Received	962.76	-	9,672.75
07-03-23	29-03-23	Corporate Action - NST.ASX Dividend	-	548.24	10,220.99
09-03-23	30-03-23	Corporate Action - BHP.ASX Dividend	-	5,390.45	15,611.44
09-03-23	30-03-23	Corporate Action - MIN.ASX Dividend	-	376.80	15,988.24
09-03-23	05-04-23	Corporate Action - CSL.ASX Dividend	-	779.92	16,768.16
13-03-23	22-03-23	Corporate Action - WBCPL.ASX Dividend	-	514.31	17,282.47

\* All amounts shown are in Native Currency. If the Native Currency is not Australian Dollars (AUD), then the Currency and the equivalent AUD amount as at the date of the report will be displayed at the Closing Balance.



## Cash & Accrual Account Statement

From 1 Jul 2022 to 30 Jun 2023

Your Account: Ikin Viviani S/F A/C  
 Account Number: W1525486  
 Your Adviser: Paul Bryant  
 Branch: Brisbane  
 Telephone: 07 3212 1012  
 Email: Paul.Bryant@wilsonsadvisory.com.au

Trade Date	Settlement Date	Description	Debit	Credit	Balance*
14-03-23	14-03-23	Cash Withdrawal - MSFT.NAS Dividend Received	55.04	-	17,227.43
14-03-23	14-03-23	Cash Deposit - MSFT.NAS WHT	-	8.26	17,235.69
15-03-23	15-03-23	Cash Withdrawal - CBAPJ Dividend Received	357.46	-	16,878.23
15-03-23	15-03-23	Cash Withdrawal - CBAPL Dividend Received	760.14	-	16,118.09
15-03-23	15-03-23	Cash Withdrawal - BENPH Dividend Received	294.61	-	15,823.48
16-03-23	16-03-23	Cash Withdrawal - DMP Dividend Received	486.63	-	15,336.85
17-03-23	17-03-23	Cash Withdrawal - PNI Dividend Received	1,241.76	-	14,095.09
17-03-23	17-03-23	Cash Withdrawal - NABPH Dividend Received	463.71	-	13,631.38
17-03-23	17-03-23	Cash Withdrawal - SUNPH Dividend Received	287.82	-	13,343.56
17-03-23	17-03-23	Cash Withdrawal - SUNPI Dividend Received	792.87	-	12,550.69
21-03-23	21-03-23	Cash Withdrawal - AMC Dividend Received	844.59	-	11,706.10
21-03-23	21-03-23	Cash Withdrawal - MBLPC Dividend Received	464.64	-	11,241.46
21-03-23	14-04-23	Corporate Action - COH.ASX Dividend	-	500.65	11,742.11
22-03-23	22-03-23	Cash Withdrawal - WBCPL Dividend Received	514.31	-	11,227.80
23-03-23	05-04-23	Corporate Action - SEK.ASX Dividend	-	484.80	11,712.60
23-03-23	23-03-23	Cash Withdrawal - TLC Dividend Received	1,040.76	-	10,671.84
23-03-23	23-03-23	Cash Withdrawal - IAG Dividend Received	554.10	-	10,117.74
24-03-23	24-03-23	Cash Withdrawal - NWL Dividend Received	297.00	-	9,820.74
29-03-23	29-03-23	Cash Withdrawal - STO Dividend Received	1,739.88	-	8,080.86
29-03-23	29-03-23	Cash Withdrawal - NST Dividend Received	548.24	-	7,532.62
30-03-23	30-03-23	Cash Withdrawal - BHP Dividend Received	5,390.45	-	2,142.17
30-03-23	30-03-23	Cash Withdrawal - MIN Dividend Received	376.80	-	1,765.37
03-04-23	14-04-23	Cash Deposit - Corporate Action - RCAP.AXW Dividend	-	270.15	2,035.52
05-04-23	05-04-23	Cash Withdrawal - CSL Dividend Received	779.92	-	1,255.60
05-04-23	05-04-23	Cash Withdrawal - SEK Dividend Received	484.80	-	770.80
05-04-23	12-05-23	Corporate Action - MA.NYS Dividend	-	5.84	776.64
06-04-23	06-04-23	Cash Withdrawal - CHN8607AU Fee Rebate	33.18	-	743.46
06-04-23	06-04-23	Cash Deposit - CHN8607AU Rebate 31/12/2022	-	33.18	776.64
06-04-23	20-04-23	Corporate Action - IAF.AXW Dividend	-	314.11	1,090.75
06-04-23	20-04-23	Corporate Action - ILB.AXW Dividend	-	30.15	1,120.90
06-04-23	21-04-23	Corporate Action - INTU.NAS Dividend	-	7.92	1,128.82
14-04-23	14-04-23	Cash Deposit - RCAP DRP Balance Brought Forward	-	0.50	1,129.32
14-04-23	14-04-23	Cash Withdrawal - COH Dividend Received	500.65	-	628.67
14-04-23	14-04-23	Cash Withdrawal - Corporate Action - RCAP.AXW Dividend	270.65	-	358.02
20-04-23	20-04-23	Cash Withdrawal - ILB Dividend Received	30.15	-	327.87
20-04-23	20-04-23	Cash Withdrawal - IAF Dividend Received	314.11	-	13.76
21-04-23	21-04-23	Cash Withdrawal - INTU.NAS Dividend Received	9.33	-	4.43
21-04-23	21-04-23	Cash Deposit - INTU.NAS WHT	-	1.41	5.84
25-04-23	27-04-23	Corporate Action - MC.PAR Dividend	-	34.45	40.29
25-04-23	27-04-23	Corporate Action - RMS.PAR Dividend	-	35.11	75.40

\* All amounts shown are in Native Currency. If the Native Currency is not Australian Dollars (AUD), then the Currency and the equivalent AUD amount as at the date of the report will be displayed at the Closing Balance.



## Cash & Accrual Account Statement

From 1 Jul 2022 to 30 Jun 2023

Your Account: Ikin Viviani S/F A/C  
 Account Number: W1525486  
 Your Adviser: Paul Bryant  
 Branch: Brisbane  
 Telephone: 07 3212 1012  
 Email: Paul.Bryant@wilsonsadvisory.com.au

Trade Date	Settlement Date	Description	Debit	Credit	Balance*
01-05-23	23-06-23	Corporate Action - HCW.ASX Dividend	-	356.12	431.52
02-05-23	02-05-23	Cash Withdrawal - MC.PAR Dividend Received	45.93	-	385.59
02-05-23	02-05-23	Cash Deposit - MC.PAR WHT	-	11.48	397.07
02-05-23	02-05-23	Cash Deposit - RMS.PAR WHT	-	11.65	408.72
02-05-23	02-05-23	Cash Withdrawal - RMS.PAR Dividend Received	46.76	-	361.96
02-05-23	04-05-23	Corporate Action - KER.PAR Dividend	-	69.14	431.10
04-05-23	24-05-23	Corporate Action - COST.NAS Dividend	-	9.28	440.38
09-05-23	09-05-23	Cash Withdrawal - KER.PAR Dividend Received	92.18	-	348.20
09-05-23	09-05-23	Cash Deposit - KER.PAR WHT	-	23.04	371.24
10-05-23	05-07-23	Corporate Action - NAB.ASX Dividend	-	3,114.16	3,485.40
11-05-23	06-06-23	Corporate Action - V.NYS Dividend	-	13.78	3,499.18
11-05-23	27-06-23	Corporate Action - WBC.ASX Dividend	-	3,280.20	6,779.38
12-05-23	12-05-23	Cash Deposit - MA.NYS WHT	-	1.02	6,780.40
12-05-23	12-05-23	Cash Withdrawal - MA.NYS Dividend Received	6.86	-	6,773.54
15-05-23	03-07-23	Corporate Action - ANZ.ASX Dividend	-	2,710.26	9,483.80
15-05-23	04-07-23	Corporate Action - MQG.ASX Dividend	-	4,171.50	13,655.30
16-05-23	25-06-23	Corporate Action - CGFPC.ASX Dividend	-	163.20	13,818.50
17-05-23	13-06-23	Corporate Action - MSFT.NAS Dividend	-	41.00	13,859.50
22-05-23	22-05-23	Cash Withdrawal - PIM0941AU Rebate Received	162.88	-	13,696.62
22-05-23	22-05-23	Cash Deposit - PIM0941AU Rebate 31/3/2023	-	162.88	13,859.50
23-05-23	07-06-23	Corporate Action - MBLPD.ASX Dividend	-	1,088.25	14,927.75
24-05-23	20-06-23	Corporate Action - AMC.ASX Dividend	-	899.75	15,827.50
24-05-23	24-05-23	Cash Withdrawal - COST.NAS Dividend Received	10.91	-	15,816.59
25-05-23	24-05-23	Cash Deposit - COST.NAS WHT	-	1.64	15,818.23
26-05-23	25-05-23	Cash Withdrawal - CGFPC Dividend Received	163.20	-	15,655.03
28-05-23	28-05-23	Cash Deposit - CHN8607AU Rebate 31/3/2023	-	32.72	15,687.75
29-05-23	29-05-23	Cash Withdrawal - CHN8607AU Fee Rebate	32.72	-	15,655.03
01-06-23	16-06-23	Corporate Action - TNE.ASX Dividend	-	118.83	15,773.86
01-06-23	19-06-23	Corporate Action - SUNPH.ASX Dividend	-	331.46	16,105.32
01-06-23	19-06-23	Corporate Action - SUNPL.ASX Dividend	-	914.14	17,019.46
02-06-23	21-06-23	Corporate Action - MBLPC.ASX Dividend	-	502.67	17,522.13
06-06-23	06-06-23	Cash Deposit - V.NYS WHT	-	2.43	17,524.56
06-06-23	06-06-23	Cash Withdrawal - V.NYS Dividend Received	16.21	-	17,508.35
06-06-23	15-06-23	Corporate Action - BENPH.ASX Dividend	-	322.40	17,830.75
06-06-23	15-06-23	Corporate Action - CBAPL.ASX Dividend	-	395.75	18,226.50
06-06-23	15-06-23	Corporate Action - CBAPL.ASX Dividend	-	643.05	18,869.55
06-06-23	19-06-23	Corporate Action - NABPH.ASX Dividend	-	531.11	19,400.66
07-06-23	07-06-23	Cash Withdrawal - MBLPD Dividend Received	1,068.25	-	18,332.41
13-06-23	13-06-23	Cash Withdrawal - MSFT.NAS Dividend Received	48.24	-	18,284.17
13-06-23	13-06-23	Cash Deposit - MSFT.NAS WHT	-	7.24	18,291.41

\* All amounts shown are in Native Currency. If the Native Currency is not Australian Dollars (AUD), then the Currency and the equivalent AUD amount as at the date of the report will be displayed at the Closing Balance.

# WILSONS

## Cash & Accrual Account Statement

From 1 Jul 2022 to 30 Jun 2023

Your Account: Ikin Viviani S/F A/C  
 Account Number: W1525486  
 Your Adviser: Paul Bryant  
 Branch: Brisbane  
 Telephone: 07 3212 1012  
 Email: Paul.Bryant@wilsonsadvisory.com.au

Trade Date	Settlement Date	Description	Debit	Credit	Balance*
13-06-23	22-06-23	Corporate Action - WBCPL.ASX Dividend	-	563.40	18,854.81
15-06-23	15-06-23	Cash Withdrawal - BENPH Dividend Received	322.40	-	18,532.41
15-06-23	15-06-23	Cash Withdrawal - CBAPJ Dividend Received	395.75	-	18,136.66
15-06-23	15-06-23	Cash Withdrawal - CBAPL Dividend Received	643.05	-	17,493.61
16-06-23	16-06-23	Cash Withdrawal - TNE Dividend Received	118.83	-	17,374.78
19-06-23	19-06-23	Cash Withdrawal - NABPH Dividend Received	531.11	-	16,843.67
19-06-23	19-06-23	Cash Withdrawal - SUNPH Dividend Received	331.46	-	16,512.21
19-06-23	19-06-23	Cash Withdrawal - SUNPI Dividend Received	914.14	-	15,598.07
20-06-23	20-06-23	Cash Withdrawal - AMC Dividend Received	899.75	-	14,698.32
21-06-23	21-06-23	Cash Withdrawal - MBLPC Dividend Received	502.67	-	14,195.65
22-06-23	22-06-23	Cash Withdrawal - WBCPL Dividend Received	563.40	-	13,632.25
23-06-23	23-06-23	Cash Withdrawal - HCW Dividend Received	356.12	-	13,276.13
27-06-23	27-06-23	Cash Withdrawal - WBC Dividend Received	3,280.20	-	9,995.93
29-06-23	25-08-23	Corporate Action - GMG.ASX Distribution	-	372.70	10,368.63
29-06-23	25-08-23	Corporate Action - GMG.ASX Dividend	-	186.35	10,554.98
29-06-23	30-08-23	Corporate Action - HCW.ASX Dividend	-	379.86	10,934.84
30-06-23	11-07-23	Cash Deposit - Corporate Action - RCAP.AXW Dividend	-	293.08	11,227.92
30-06-23	13-07-23	Corporate Action - ILB.AXW Dividend	-	318.30	11,546.22
30-06-23	13-07-23	Corporate Action - IAF.AXW Dividend	-	416.71	11,962.93
30-06-23	14-07-23	Corporate Action - VAN0064AU.FND Distribution	-	161.94	12,124.87
30-06-23	14-07-23	Corporate Action - MAQ0079AU.FND Distribution	-	3,866.09	15,990.96
30-06-23	20-07-23	Corporate Action - FID0031AU.FND Distribution	-	752.06	16,743.02
30-06-23	24-07-23	Corporate Action - MCCL.AXW Dividend	-	166.64	16,909.66
30-06-23	28-07-23	Corporate Action - PIM0058AU.FND Distribution	-	211.99	17,121.65
30-06-23	11-08-23	Cash Deposit - PIM0941AU Rebate 30/6/2023	-	133.05	17,254.70
30-06-23	30-06-23	<b>Closing Balance</b>	<b>96,692.20</b>	<b>93,249.80</b>	<b>17,254.70</b>
<div style="border: 1px solid black; padding: 5px; margin: 10px 0; text-align: center;"> <p>Sundry Debtor \$7,072.42</p> </div>					
<b>Cash Ledger</b>					
30-06-22	30-06-22	<b>Opening Balance</b>	-	-	127.87
05-07-22	07-07-22	Cash Deposit - Sale: 5915@994.51 BetaShares FTSE 100 ETF (F100)	-	57,018.32	57,146.19
07-07-22	07-07-22	Cash Withdrawal - Deposit CMA from Cash Ledger	57,018.32	-	127.87
08-07-22	08-07-22	Cash Deposit - Transfer to Cash Ledger from CMA	-	57,198.00	57,325.87
08-07-22	08-07-22	PIM0058AU Application	-	-	127.87
08-07-22	08-07-22	WMP Fees - Hyperion - Jun 22	97.23	-	30.64
08-07-22	08-07-22	Cash Deposit - Transfer to Cash Ledger from CMA	-	97.23	127.87
08-07-22	08-07-22	Cash Deposit - Transfer to Cash Ledger from CMA	-	9.72	137.59
08-07-22	08-07-22	GST on WMP Fees - Hyperion - Jun 22	9.72	-	127.87
11-07-22	13-07-22	Cash Deposit - Sale: 18902@6.63 Lumos Diagnostics Holdings Limited (LDX)	-	1,220.75	1,348.62
13-07-22	13-07-22	Cash Withdrawal - Deposit CMA from Cash Ledger	1,220.75	-	127.87

\* All amounts shown are in Native Currency. If the Native Currency is not Australian Dollars (AUD), then the Currency and the equivalent AUD amount as at the date of the report will be displayed at the Closing Balance.

34



## Cash & Accrual Account Statement

From 1 Jul 2022 to 30 Jun 2023

Your Account: Ikin Viviani SIF A/C  
 Account Number: W1525486  
 Your Adviser: Paul Bryant  
 Branch: Brisbane  
 Telephone: 07 3212 1012  
 Email: Paul.Bryant@wilsonsadvisory.com.au

Trade Date	Settlement Date	Description	Debit	Credit	Balance*
15-07-22	15-07-22	GST on Management Fees - Jun 22	243.01	-	-115.14
15-07-22	15-07-22	Management Fees - Jun 22	2,430.11	-	-2,545.25
15-07-22	15-07-22	Cash Deposit - Transfer to Cash Ledger from CMA	-	2,430.11	-115.14
15-07-22	15-07-22	Cash Deposit - Transfer to Cash Ledger from CMA	-	243.01	127.87
20-07-22	22-07-22	Cash Deposit - Sale: 480@567.47 Telix Pharmaceuticals Limited (TLX)	-	2,691.41	2,819.28
21-07-22	25-07-22	Cash Deposit - Sale: 10230@66.35 Plenti Group Limited (PLT)	-	6,755.16	9,574.44
22-07-22	22-07-22	Cash Withdrawal - Deposit CMA from Cash Ledger	2,691.41	-	6,883.03
25-07-22	25-07-22	Cash Withdrawal - Deposit CMA from Cash Ledger	6,755.16	-	127.87
26-07-22	28-07-22	Cash Deposit - Sale: 20716@90.93 EML Payments Limited (EML)	-	18,804.61	18,932.48
28-07-22	28-07-22	Cash Withdrawal - Deposit CMA from Cash Ledger	18,804.61	-	127.87
03-08-22	05-08-22	Cash Withdrawal - Purchase: 1456@1229.48 Technology One Limited (TNE)	17,933.68	-	-17,805.81
03-08-22	05-08-22	Cash Deposit - Sale: 1663@1826.54 Amcor PLC (AMC)	-	30,342.91	12,537.10
03-08-22	05-08-22	Cash Deposit - Sale: 857@3247.65 Woodside Energy Group Ltd (WDS)	-	27,799.91	40,337.01
03-08-22	05-08-22	Cash Withdrawal - Purchase: 2825@2052.98 Goodman Group (GMG)	53,923.18	-	-13,586.17
05-08-22	05-08-22	Cash Withdrawal - Deposit CMA from Cash Ledger	30,342.91	-	-43,929.08
05-08-22	05-08-22	Cash Withdrawal - Deposit CMA from Cash Ledger	27,799.91	-	-71,728.99
05-08-22	05-08-22	Cash Deposit - Transfer to Cash Ledger from CMA	-	53,923.18	-17,805.81
05-08-22	05-08-22	Cash Deposit - Transfer to Cash Ledger from CMA	-	17,933.68	127.87
12-08-22	12-08-22	ANZ ENT Application	3,969.00	-	-3,841.13
12-08-22	12-08-22	Cash Deposit - Transfer to Cash Ledger from CMA	-	3,969.00	127.87
16-08-22	16-08-22	Management Fees - Jul 22	2,599.43	-	-2,471.56
16-08-22	16-08-22	GST on Management Fees - Jul 22	259.94	-	-2,731.50
16-08-22	16-08-22	Cash Deposit - Transfer to Cash Ledger from CMA	-	2,599.43	-132.07
16-08-22	16-08-22	Cash Deposit - Transfer to Cash Ledger from CMA	-	259.94	127.87
31-08-22	31-08-22	Cash Deposit - Transfer to Cash Ledger from CMA	-	104.81	232.68
31-08-22	31-08-22	Cash Deposit - Transfer to Cash Ledger from CMA	-	10.48	243.16
31-08-22	31-08-22	WMP Fees - Hyperion - Jul 22	104.81	-	138.35
31-08-22	31-08-22	GST on WMP Fees - Hyperion - Jul 22	10.48	-	127.87
07-09-22	09-09-22	Cash Withdrawal - Purchase: 861@9938.14 iShares Core Composite Bond ETF (IAF)	85,608.45	-	-85,480.58
09-09-22	09-09-22	Cash Deposit - Transfer to Cash Ledger from CMA	-	85,608.45	127.87
14-09-22	16-09-22	Cash Deposit - Sale: 5922@455.5 Insurance Australia Group Limited (IAG)	-	26,942.26	27,070.13
14-09-22	16-09-22	Cash Withdrawal - Purchase: 414@6548.21 Domino's Pizza Enterprises Limited (DMP)	27,142.04	-	-71.91
15-09-22	15-09-22	Management Fees - Aug 22	2,609.98	-	-2,681.89
15-09-22	15-09-22	GST on Management Fees - Aug 22	261.00	-	-2,942.89
15-09-22	15-09-22	Cash Deposit - Transfer to Cash Ledger from CMA	-	261.00	-2,681.89
15-09-22	15-09-22	Cash Deposit - Transfer to Cash Ledger from CMA	-	11.37	-2,670.52
15-09-22	15-09-22	Cash Deposit - Transfer to Cash Ledger from CMA	-	2,609.98	-60.54
15-09-22	15-09-22	Cash Deposit - Transfer to Cash Ledger from CMA	-	113.70	53.16
15-09-22	15-09-22	GST on WMP Fees - Hyperion - Aug 22	11.37	-	41.79
15-09-22	15-09-22	WMP Fees - Hyperion - Aug 22	113.70	-	-71.91

\* All amounts shown are in Native Currency. If the Native Currency is not Australian Dollars (AUD), then the Currency and the equivalent AUD amount as at the date of the report will be displayed at the Closing Balance.

53



## Cash & Accrual Account Statement

From 1 Jul 2022 to 30 Jun 2023

Your Account: Ikin Viviani S/F A/C  
 Account Number: W1525486  
 Your Adviser: Paul Bryant  
 Branch: Brisbane  
 Telephone: 07 3212 1012  
 Email: Paul.Bryant@wilsonsvadvisory.com.au

Trade Date	Settlement Date	Description	Debit	Credit	Balance*
16-09-22	16-09-22	Cash Withdrawal - Deposit CMA from Cash Ledger	26,942.26	-	-27,014.17
16-09-22	16-09-22	Cash Deposit - Transfer to Cash Ledger from CMA	-	27,142.04	127.87
18-10-22	18-10-22	Management Fees - Sep 22	2,456.55	-	-2,328.68
18-10-22	18-10-22	GST on Management Fees - Sep 22	245.66	-	-2,574.34
18-10-22	18-10-22	Cash Deposit - Transfer to Cash Ledger from CMA	-	2,456.55	-117.79
18-10-22	18-10-22	Cash Deposit - Transfer to Cash Ledger from CMA	-	245.66	127.87
19-10-22	19-10-22	GST on WMP Fees - Hyperion - Sep 22	10.35	-	117.52
19-10-22	19-10-22	Cash Deposit - Transfer to Cash Ledger from CMA	-	103.49	221.01
19-10-22	19-10-22	WMP Fees - Hyperion - Sep 22	103.49	-	117.52
19-10-22	19-10-22	Cash Deposit - Transfer to Cash Ledger from CMA	-	10.35	127.87
21-10-22	25-10-22	Cash Deposit - Sale: 3953@661.64 Teijix Pharmaceuticals Limited (TLX)	38,395.04	-	26,250.05
24-10-22	26-10-22	Cash Withdrawal - Purchase: 26097@147 Resolution Cap Global Prop Sec (Managed Fund) (RCAP)	17,984.03	-	-12,144.99
24-10-22	26-10-22	Cash Withdrawal - Purchase: 1102@1629 Goodman Group (GMG)	26,122.18	-	-30,129.02
25-10-22	25-10-22	Cash Withdrawal - Deposit CMA from Cash Ledger	26,149.00	-	-56,251.20
25-10-22	25-10-22	ACQ3509AU Application	-	-	-82,400.20
25-10-22	25-10-22	Cash Deposit - Transfer to Cash Ledger from CMA	-	26,149.00	-56,251.20
26-10-22	26-10-22	Cash Deposit - Transfer to Cash Ledger from CMA	-	17,984.03	-38,267.17
26-10-22	26-10-22	Cash Deposit - Transfer to Cash Ledger from CMA	-	38,395.04	127.87
16-11-22	16-11-22	GST on Management Fees - Oct 22	258.93	-	-131.06
16-11-22	16-11-22	Management Fees - Oct 22	2,589.31	-	-2,720.37
16-11-22	16-11-22	Cash Deposit - Transfer to Cash Ledger from CMA	-	258.93	-2,461.44
16-11-22	16-11-22	Cash Deposit - Transfer to Cash Ledger from CMA	-	2,589.31	127.87
23-11-22	25-11-22	Cash Deposit - Sale: 793@4401.54 BHP Group Limited (BHP)	-	34,871.76	34,989.63
23-11-22	25-11-22	Cash Withdrawal - Purchase: 314@8650.02 Mineral Resources Limited (MIN)	27,193.51	-	7,806.12
25-11-22	25-11-22	Cash Deposit - Transfer to Cash Ledger from CMA	-	9,505.26	17,311.38
25-11-22	25-11-22	Cash Deposit - Transfer to Cash Ledger from CMA	-	27,193.51	44,504.89
25-11-22	25-11-22	ACQ3509AU Application	9,505.26	-	34,999.63
25-11-22	25-11-22	Cash Withdrawal - Deposit CMA from Cash Ledger	34,871.76	-	127.87
29-11-22	29-11-22	GST on WMP Fees - Hyperion - Oct 22	10.34	-	117.53
29-11-22	29-11-22	Mngd Fund Transaction Fees - Sep Oct 22	32.45	-	85.08
29-11-22	29-11-22	Cash Deposit - Transfer to Cash Ledger from CMA	-	10.34	95.42
29-11-22	29-11-22	Cash Deposit - Transfer to Cash Ledger from CMA	-	32.45	127.87
29-11-22	29-11-22	Cash Deposit - Transfer to Cash Ledger from CMA	-	103.41	231.28
29-11-22	29-11-22	WMP Fees - Hyperion - Oct 22	103.41	-	127.87
06-12-22	06-12-22	V.NYS Dividend Received	-	10.58	138.45
06-12-22	06-12-22	V.NYS WHT	1.59	-	136.86
15-12-22	15-12-22	Management Fees - Nov 22	2,701.56	-	-2,564.70
15-12-22	15-12-22	GST on Management Fees - Nov 22	270.16	-	-2,834.86
15-12-22	15-12-22	WMP Fees - Hyperion - Nov 22	99.34	-	-2,934.20
15-12-22	15-12-22	GST on WMP Fees - Hyperion - Nov 22	9.39	-	-2,943.59

\* All amounts shown are in Native Currency. If the Native Currency is not Australian Dollars (AUD), then the Currency and the equivalent AUD amount as at the date of the report will be displayed at the Closing Balance.





## Cash & Accrual Account Statement

From 1 Jul 2022 to 30 Jun 2023

Your Account: Ikin Viviani S/F A/C  
 Account Number: W1525486  
 Your Adviser: Paul Bryant  
 Branch: Brisbane  
 Telephone: 07 3212 1012  
 Email: Paul.Bryant@wilsonsadvisory.com.au

Trade Date	Settlement Date	Description	Debit	Credit	Balance*
15-12-22	15-12-22	Cash Deposit - Transfer to Cash Ledger from CMA	-	9.39	-2,934.20
15-12-22	15-12-22	Cash Deposit - Transfer to Cash Ledger from CMA	-	99.34	-2,834.86
15-12-22	15-12-22	Cash Deposit - Transfer to Cash Ledger from CMA	-	270.16	-2,564.70
15-12-22	15-12-22	Cash Deposit - Transfer to Cash Ledger from CMA	-	2,701.56	136.86
21-12-22	21-12-22	DMP SPP Application	25,000.00	-	-24,863.14
21-12-22	21-12-22	Cash Deposit - Transfer to Cash Ledger from CMA	-	25,000.00	136.86
17-01-23	17-01-23	GST on WMP Fees - Hyperion - Dec 22	9.25	-	127.61
17-01-23	17-01-23	Cash Deposit - Transfer to Cash Ledger from CMA	-	9.25	136.86
17-01-23	17-01-23	Cash Deposit - Transfer to Cash Ledger from CMA	-	262.63	399.49
17-01-23	17-01-23	Cash Deposit - Transfer to Cash Ledger from CMA	-	2,626.30	3,025.79
17-01-23	17-01-23	Cash Deposit - Transfer to Cash Ledger from CMA	-	99.43	3,125.22
17-01-23	17-01-23	Management Fees - Dec 22	2,626.30	-	498.92
17-01-23	17-01-23	GST on Management Fees - Dec 22	262.63	-	236.29
17-01-23	17-01-23	WMP Fees - Hyperion - Dec 22	99.43	-	136.86
10-02-23	14-02-23	Cash Deposit - Sale: 15692@341.56 Readytech Holdings Limited (RDY)	-	53,565.15	53,702.01
13-02-23	15-02-23	Cash Withdrawal - Purchase: 8@226.88 Visa Inc. (V)	2,680.33	-	51,021.68
14-02-23	14-02-23	Cash Withdrawal - Deposit CMA from Cash Ledger	53,565.15	-	-2,543.47
15-02-23	15-02-23	Cash Deposit - Transfer to Cash Ledger from CMA	-	276.59	-2,266.88
15-02-23	15-02-23	Cash Deposit - Transfer to Cash Ledger from CMA	-	2,765.90	499.02
15-02-23	15-02-23	GST on Management Fees - Jan 23	276.59	-	222.43
15-02-23	15-02-23	Management Fees - Jan 23	2,765.90	-	-2,543.47
16-02-23	16-02-23	Cash Deposit - Transfer to Cash Ledger from CMA	-	9.31	-2,534.16
16-02-23	16-02-23	GST on WMP Fees - Hyperion - Jan 23	-	9.31	-2,543.47
16-02-23	16-02-23	WMP Fees - Hyperion - Jan 23	9.31	-	-2,643.52
16-02-23	16-02-23	Cash Deposit - Transfer to Cash Ledger from CMA	100.05	-	-2,543.47
16-02-23	16-02-23	USD AUD FX	-	100.05	-
21-02-23	23-02-23	Cash Deposit - Sale: 1000@3005.11 National Australia Bank Limited (NAB)	-	2,543.47	30,018.62
21-02-23	23-02-23	Cash Deposit - Sale: 16905@153 Judo Capital Holdings Limited (JDO)	-	30,018.62	30,018.62
21-02-23	23-02-23	Cash Deposit - Sale: 25055@243.5 Dairyville Bay Infrastructure Limited (DBI)	-	25,832.20	55,850.82
21-02-23	23-02-23	Cash Deposit - Sale: 3215@2795 OZ Minerals Limited (OZL)	-	60,976.48	116,827.30
21-02-23	23-02-23	Cash Deposit - Sale: 2091@1288 Pexa Group Limited (PXA)	-	89,826.80	206,654.10
21-02-23	23-02-23	Cash Withdrawal - Purchase: 11564@483.83 The Lottery Corporation Limited (TLC)	-	27,108.73	233,762.83
21-02-23	23-02-23	Cash Withdrawal - Purchase: 7010@399 Select Harvests Limited (SHV)	55,983.06	-	177,779.77
21-02-23	23-02-23	Cash Withdrawal - Purchase: 1130@4949 Westfarmers Limited (WES)	28,002.33	-	149,777.44
21-02-23	23-02-23	Cash Withdrawal - Purchase: 2700@1369.82 Netwealth Group Limited (NWL)	55,956.15	-	93,821.29
21-02-23	23-02-23	Cash Withdrawal - Purchase: 4375@845.07 Lynas Rare Earths Limited (LYC)	37,017.71	-	56,803.58
21-02-23	23-02-23	Cash Withdrawal - Purchase: 1116@1431 Technology One Limited (TNE)	37,004.45	-	19,799.13
22-02-23	22-02-23	Cash Deposit - Transfer to Cash Ledger from CMA	16,002.41	-	3,796.72
22-02-23	22-02-23	Managed Fund Applications	-	60,000.00	63,796.72
23-02-23	23-02-23	Cash Deposit - Transfer to Cash Ledger from CMA	-	16,002.41	3,796.72
			-	16,002.41	19,799.13

\* All amounts shown are in Native Currency. If the Native Currency is not Australian Dollars (AUD), then the Currency and the equivalent AUD amount as at the date of the report will be displayed at the Closing Balance.





## Cash & Accrual Account Statement

From 1 Jul 2022 to 30 Jun 2023

**Your Account:** Ikin Vivian S/F A/C  
**Account Number:** W1525486  
**Your Adviser:** Paul Bryant  
**Branch:** Brisbane  
**Telephone:** 07 3212 1012  
**Email:** Paul.Bryant@wilsonsadvisory.com.au

Trade Date	Settlement Date	Description	Debit	Credit	Balance*
23-02-23	23-02-23	Cash Withdrawal - Deposit CMA from Cash Ledger	60,976.48	-	-41,177.35
23-02-23	23-02-23	Cash Withdrawal - Deposit CMA from Cash Ledger	89,826.80	-	-131,004.15
23-02-23	23-02-23	Cash Withdrawal - Deposit CMA from Cash Ledger	25,832.20	-	-156,836.35
23-02-23	23-02-23	Cash Withdrawal - Deposit CMA from Cash Ledger	27,108.73	-	-183,945.08
23-02-23	23-02-23	Cash Deposit - Transfer to Cash Ledger from CMA	-	23,438.43	-160,506.65
23-02-23	23-02-23	Cash Deposit - Transfer to Cash Ledger from CMA	-	28,002.33	-132,504.32
23-02-23	23-02-23	Cash Deposit - Transfer to Cash Ledger from CMA	-	32,544.63	-99,959.69
23-02-23	23-02-23	Cash Deposit - Transfer to Cash Ledger from CMA	-	37,004.45	-62,955.24
23-02-23	23-02-23	Cash Withdrawal - Deposit CMA from Cash Ledger	-	37,017.71	-25,937.53
23-02-23	23-02-23	Cash Deposit - Transfer to Cash Ledger from CMA	30,018.62	-	-55,956.15
06-03-23	06-03-23	V.NYS Dividend Received	-	55,956.15	-
06-03-23	06-03-23	V.NYS WHT	1.60	10.65	10.65
15-03-23	15-03-23	Cash Deposit - Transfer to Cash Ledger from CMA	-	102.07	111.12
15-03-23	15-03-23	Cash Deposit - Transfer to Cash Ledger from CMA	-	97.35	208.47
15-03-23	15-03-23	Cash Deposit - Transfer to Cash Ledger from CMA	-	270.22	478.69
15-03-23	15-03-23	Cash Deposit - Transfer to Cash Ledger from CMA	-	2,702.18	3,180.87
15-03-23	15-03-23	Mngd Fund Transaction Fees - Feb 23	97.35	-	3,083.52
15-03-23	15-03-23	Cash Deposit - Transfer to Cash Ledger from CMA	-	9.50	3,093.02
15-03-23	15-03-23	GST on Management Fees - Feb 23	270.22	-	2,822.80
15-03-23	15-03-23	Management Fees - Feb 23	2,702.18	-	120.62
15-03-23	15-03-23	GST on WMP Fees - Hyperion - Feb 23	9.50	-	111.12
15-03-23	15-03-23	WMP Fees - Hyperion - Feb 23	102.07	-	9.05
12-04-23	14-04-23	Cash Withdrawal - Purchase: 18993@135 Healthco Healthcare and Wellness REIT (HCWXX)	25,640.55	-	-25,631.50
14-04-23	14-04-23	Cash Deposit - Transfer to Cash Ledger from CMA	-	25,640.55	9.05
17-04-23	17-04-23	Cash Deposit - Transfer to Cash Ledger from CMA	-	269.82	278.87
17-04-23	17-04-23	Cash Deposit - Transfer to Cash Ledger from CMA	-	2,698.18	2,977.05
17-04-23	17-04-23	Cash Deposit - Transfer to Cash Ledger from CMA	-	10.70	2,987.75
17-04-23	17-04-23	Cash Deposit - Transfer to Cash Ledger from CMA	-	115.13	3,102.88
17-04-23	17-04-23	GST on Management Fees - Mar 23	269.82	-	2,833.06
17-04-23	17-04-23	GST on WMP Fees - Hyperion - Mar 23	10.70	-	2,822.36
17-04-23	17-04-23	Management Fees - Mar 23	2,698.18	-	124.18
17-04-23	17-04-23	WMP Fees - Hyperion - Mar 23	115.13	-	9.05
04-05-23	08-05-23	Cash Deposit - Sale: 12982@302.17 Silk Laser Australia Limited (SLA)	-	39,195.26	39,204.31
08-05-23	08-05-23	Cash Withdrawal - Deposit CMA from Cash Ledger	39,195.26	-	9.05
16-05-23	16-05-23	GST on Management Fees - Apr 23	276.94	-	-267.89
16-05-23	16-05-23	Management Fees - Apr 23	2,769.40	-	-3,037.29
16-05-23	16-05-23	Cash Deposit - Transfer to Cash Ledger from CMA	-	276.94	-2,760.35
16-05-23	16-05-23	Cash Deposit - Transfer to Cash Ledger from CMA	-	2,769.40	9.05
17-05-23	17-05-23	Cash Deposit - Transfer to Cash Ledger from CMA	-	115.90	124.95

\* All amounts shown are in Native Currency. If the Native Currency is not Australian Dollars (AUD), then the Currency and the equivalent AUD amount as at the date of the report will be displayed at the Closing Balance.

# WILSONS

## Cash & Accrual Account Statement

From 1 Jul 2022 to 30 Jun 2023

Your Account: Ikin Viviani SIF A/C  
 Account Number: W1525486  
 Your Adviser: Paul Bryant  
 Branch: Brisbane  
 Telephone: 07 3212 1012  
 Email: Paul.Bryant@wilsonsadvisory.com.au

Trade Date	Settlement Date	Description	Debit	Credit	Balance*
17-05-23	17-05-23	Cash Deposit - Transfer to Cash Ledger from CMA	-	10.77	135.72
17-05-23	17-05-23	GST on WMP Fees - Hyperion - Apr 23	10.77	-	124.95
17-05-23	17-05-23	WMP Fees - Hyperion - Apr 23	115.90	-	9.05
23-05-23	25-05-23	Cash Deposit - Sale: 7451@639.73 Qantas Airways Limited (QAN)	-	47,633.83	47,642.88
25-05-23	25-05-23	Cash Withdrawal - Deposit CMA from Cash Ledger	47,633.83	-	9.05
06-06-23	06-06-23	V.NYS WHT	2.43	-	6.62
06-06-23	06-06-23	V.NYS Dividend Received	-	16.21	22.83
13-06-23	13-06-23	IPD SPP Application	30,000.00	-	22.83
13-06-23	13-06-23	Cash Deposit - Transfer to Cash Ledger from CMA	-	30,000.00	22.83
15-06-23	15-06-23	GST on Management Fees - May 23	275.10	-	-29,977.17
15-06-23	15-06-23	Management Fees - May 23	2,751.04	-	22.83
15-06-23	15-06-23	Cash Deposit - Transfer to Cash Ledger from CMA	-	11.59	-252.27
15-06-23	15-06-23	Cash Deposit - Transfer to Cash Ledger from CMA	-	275.10	-3,003.31
15-06-23	15-06-23	Cash Deposit - Transfer to Cash Ledger from CMA	-	275.10	-2,991.72
15-06-23	15-06-23	Cash Deposit - Transfer to Cash Ledger from CMA	-	2,751.04	-2,716.62
15-06-23	15-06-23	GST on WMP Fees - Hyperion - May 23	-	124.67	34.42
15-06-23	15-06-23	WMP Fees - Hyperion - May 23	11.59	-	159.09
16-06-23	22-06-23	Cash Withdrawal - Purchase: 7@226.45 Visa Inc. (V)	124.67	-	147.50
22-06-23	22-06-23	WILSONS BULK FX USD AUD	2,366.05	-	22.83
30-06-23	04-07-23	Cash Withdrawal - Purchase: 470@10561 (GSBG33)	-	2,343.22	-2,343.22
30-06-23	30-06-23	Closing Balance	49,669.15	-	-
<b>Euro (EUR)</b>			<b>1,433,457.08</b>	<b>1,383,660.06</b>	
30-06-22	30-06-22	Opening Balance	-	-	-49,669.15
14-02-23	14-02-23	EUR USD FX	-	-	-49,669.15
30-06-23	30-06-23	Closing Balance	101.83	-	101.83
<b>US Dollars (USD)</b>			<b>101.83</b>	<b>0.00</b>	
30-06-22	30-06-22	Opening Balance	-	-	(EUR) 0.00
28-07-22	28-07-22	INTU.NAS Dividend Received	-	4.62	2,271.11
17-08-22	17-08-22	COST.NAS Dividend Received	-	6.89	2,275.73
17-08-22	17-08-22	MA.NYS Dividend Received	-	3.33	2,282.62
07-09-22	07-09-22	V.NYS Dividend Received	-	5.10	2,285.95
13-09-22	13-09-22	MSFT.NAS Dividend Received	-	28.46	2,291.05
21-10-22	21-10-22	INTU.NAS Dividend Received	-	6.24	2,319.51
21-10-22	21-10-22	INTU.NAS WHT	0.94	-	2,325.75
16-11-22	16-11-22	COST.NAS Dividend Received	-	8.10	2,324.81
					2,332.91

\* All amounts shown are in Native Currency. If the Native Currency is not Australian Dollars (AUD), then the Currency and the equivalent AUD amount as at the date of the report will be displayed at the Closing Balance.



## Cash & Accrual Account Statement

From 1 Jul 2022 to 30 Jun 2023

Your Account: Ikin Viviani S/F A/C  
 Account Number: W1525486  
 Your Adviser: Paul Bryant  
 Branch: Brisbane  
 Telephone: 07 3212 1012  
 Email: Paul.Bryant@wilsonsadvisory.com.au

Trade Date	Settlement Date	Description	Debit	Credit	Balance*
16-11-22	16-11-22	MA.NYS Dividend Received	-	3.92	2,336.83
16-11-22	16-11-22	COST.NAS WHT	1.22	-	2,335.61
16-11-22	16-11-22	MA.NYS WHT	0.59	-	2,335.02
01-12-22	06-12-22	Cash Deposit - Sale: 24@101 Google Inc - Class A (GOOGL)	-	2,406.45	4,741.47
01-12-22	06-12-22	Cash Deposit - Sale: 27@68 Block, Inc. Class A Common Stock, (SQ)	-	1,818.46	6,559.93
01-12-22	06-12-22	Cash Deposit - Sale: 19@101.49 Airbn Inc (ABNB)	-	1,910.77	8,470.70
01-12-22	06-12-22	Cash Withdrawal - Purchase: 13@416.16 ServiceNow Inc (NOW)	5,427.58	-	3,043.12
12-12-22	12-12-22	MC.PAR Dividend Received	-	21.02	3,064.14
12-12-22	12-12-22	MC.PAR WHT	5.26	-	3,058.88
13-12-22	13-12-22	MSFT.NAS Dividend Received	-	36.72	3,095.60
13-12-22	13-12-22	MSFT.NAS WHT	5.51	-	3,090.09
23-01-23	23-01-23	KER.PAR Dividend Received	-	29.11	3,119.20
23-01-23	23-01-23	KER.PAR WHT	7.28	-	3,111.92
23-01-23	23-01-23	INTU.NAS Dividend Received	-	6.24	3,118.16
23-01-23	23-01-23	INTU.NAS WHT	0.94	-	3,117.22
13-02-23	15-02-23	Cash Deposit - Sale: 2@501.74 Costco Wholesale Corporation - Common Stock (COST)	-	973.96	4,091.18
13-02-23	15-02-23	Cash Deposit - Sale: 12@125.87 Spotify Technology SA (SPOT)	-	1,480.91	5,572.09
13-02-23	15-02-23	Cash Withdrawal - Purchase: 10@194.5 Tesla, Inc. - Common Stock (TSLA)	1,974.50	-	3,597.59
14-02-23	14-02-23	EUR USD FX	-	109.14	3,706.73
14-02-23	14-02-23	MA.NYS WHT	0.68	-	3,706.05
14-02-23	14-02-23	MA.NYS Dividend Received	-	4.56	3,710.61
16-02-23	16-02-23	USD AUD FX	1,757.14	-	1,953.47
22-02-23	22-02-23	COST.NAS WHT	1.22	-	1,952.25
22-02-23	22-02-23	COST.NAS Dividend Received	-	8.10	1,960.35
27-02-23	27-02-23	RMS.PAR Dividend Received	-	11.12	1,971.47
27-02-23	27-02-23	RMS.PAR WHT	2.78	-	1,968.69
14-03-23	14-03-23	MSFT.NAS Dividend Received	-	36.72	2,005.41
14-03-23	14-03-23	MSFT.NAS WHT	5.51	-	1,999.90
21-04-23	21-04-23	INTU.NAS WHT	0.94	-	1,998.96
21-04-23	21-04-23	INTU.NAS Dividend Received	-	6.24	2,005.20
27-04-23	01-05-23	Cash Withdrawal - Purchase: 10@188.45 Workday Inc (WDAY)	1,904.50	-	100.70
27-04-23	01-05-23	Cash Deposit - Sale: 11@104.63 Google Inc - Class A (GOOGL)	-	1,130.91	1,231.61
27-04-23	01-05-23	Cash Deposit - Sale: 7@194.17 Salesforce Com Inc (CRM)	-	1,339.16	2,570.77
27-04-23	01-05-23	Cash Deposit - Sale: 6@295.41 Intuitive Surgical Inc (ISRG)	-	1,752.42	4,323.19
27-04-23	01-05-23	Cash Withdrawal - Purchase: 22@152.44 Tesla, Inc. - Common Stock (TSLA)	3,373.68	-	949.51
27-04-23	01-05-23	Cash Withdrawal - Purchase: 3@416.86 Intuit Inc (INTU)	1,270.58	-	-321.07
27-04-23	01-05-23	Cash Deposit - Sale: 6@296 Microsoft Corporation - Common Stock (MSFT)	-	1,755.96	1,434.89
02-05-23	02-05-23	MC.PAR Dividend Received	-	30.60	1,465.49
02-05-23	02-05-23	RMS.PAR Dividend Received	-	31.15	1,496.64
02-05-23	02-05-23	RMS.PAR WHT	7.76	-	1,488.88

\* All amounts shown are in Native Currency. If the Native Currency is not Australian Dollars (AUD), then the Currency and the equivalent AUD amount as at the date of the report will be displayed at the Closing Balance.



## Cash & Accrual Account Statement

From 1 Jul 2022 to 30 Jun 2023

Your Account: Ikin Viviani S/F A/C  
 Account Number: W1525486  
 Your Adviser: Paul Bryant  
 Branch: Brisbane  
 Telephone: 07 3212 1012  
 Email: Paul.Bryant@wilsonsadvisory.com.au

Trade Date	Settlement Date	Description	Debit	Credit	Balance*
02-05-23	02-05-23	MC-PAR WHT	7.65	-	1,481.23
09-05-23	09-05-23	KER-PAR Dividend Received	-	82.32	1,543.55
09-05-23	09-05-23	KER-PAR WHT	15.58	-	1,527.97
12-05-23	12-05-23	MA-NYS Dividend Received	-	4.56	1,532.53
12-05-23	12-05-23	MA-NYS WHT	0.68	-	1,531.85
24-05-23	24-05-23	COST,NAS Dividend Received	-	7.14	1,538.99
24-05-23	24-05-23	COST,NAS WHT	1.07	-	1,537.92
13-06-23	13-06-23	MSFT,NAS Dividend Received	-	32.64	1,570.56
13-06-23	13-06-23	MSFT,NAS WHT	4.90	-	1,565.66
16-06-23	22-06-23	Cash Deposit - Sale: 23@259.21 Tesla, Inc. - Common Stock (TSLA)	-	5,941.70	7,507.36
16-06-23	22-06-23	Cash Withdrawal - Purchase: 28@66.51 Block, Inc. Class A Common Stock, (SQ)	1,882.28	-	5,625.08
16-06-23	22-06-23	Cash Withdrawal - Purchase: 17@153.31 Spotify Technology SA (SPOT)	2,626.27	-	2,998.81
16-06-23	22-06-23	Cash Withdrawal - Purchase: 5@381.61 Mastercard Incorporated Common Stock (MA)	1,928.05	-	1,070.76
16-06-23	22-06-23	Cash Deposit - Sale: 154@16.85 Palantir Technologies Inc. Class A Common Stock (PLTR)	-	2,574.85	3,645.61
22-06-23	22-06-23	WILSONS BULK FX USD AUD	1,595.36	-	2,050.25
30-06-23	30-06-23	Closing Balance	23,810.45	23,589.59	2,050.25
					(USD) 2,050.25
					(AUD) 3,077.11

\* All amounts shown are in Native Currency. If the Native Currency is not Australian Dollars (AUD), then the Currency and the equivalent AUD amount as at the date of the report will be displayed at the Closing Balance.



## Income Statement Non-Trust Holdings

From 1 Jul 2022 to 30 Jun 2023

Your Account: Ikin Viviani SIF A/C  
 Account Number: W1525486  
 Your Adviser: Paul Bryant  
 Branch: Brisbane  
 Telephone: 07 3212 1012  
 Email: Paul.Bryant@wilsonsadvisory.com.au

Settle Date	Security Code	Security Description	FX* Rate	Franked Dividends	Unfranked Dividends	Interest	Foreign Income	Other Income	Cash Received	Imputation Credits	Withholding Taxes	Return of Capital	LIC** Capital Gain
<b>Cash-Domestic</b>													
29-07-22	CMT	Interest on Cash Management Account		-	-	29.06	-	-	29.06	-	-	-	-
02-08-22	CMT	Interest on Cash Management Account		-	-	2.74	-	-	2.74	-	-	-	-
31-08-22	CMT	Interest on Cash Management Account		-	-	65.42	-	-	65.42	-	-	-	-
30-09-22	CMT	Interest on Cash Management Account		-	-	91.74	-	-	91.74	-	-	-	-
04-10-22	CMT	Interest on Cash Management Account		-	-	2.46	-	-	2.46	-	-	-	-
31-10-22	CMT	Interest on Cash Management Account		-	-	112.83	-	-	112.83	-	-	-	-
02-11-22	CMT	Interest on Cash Management Account		-	-	2.59	-	-	2.59	-	-	-	-
30-11-22	CMT	Interest on Cash Management Account		-	-	59.23	-	-	59.23	-	-	-	-
02-12-22	CMT	Interest on Cash Management Account		-	-	1.60	-	-	1.60	-	-	-	-
30-12-22	CMT	Interest on Cash Management Account		-	-	62.43	-	-	62.43	-	-	-	-
31-01-23	CMT	Interest on Cash Management Account		-	-	62.39	-	-	62.39	-	-	-	-
02-02-23	CMT	Interest on Cash Management Account		-	-	0.22	-	-	0.22	-	-	-	-
28-02-23	CMT	Interest on Cash Management Account		-	-	74.76	-	-	74.76	-	-	-	-
03-03-23	CMT	Interest on Cash Management Account		-	-	6.88	-	-	6.88	-	-	-	-
31-03-23	CMT	Interest on Cash Management Account		-	-	133.30	-	-	133.30	-	-	-	-
28-04-23	CMT	Interest on Cash Management Account		-	-	121.37	-	-	121.37	-	-	-	-
31-05-23	CMT	Interest on Cash Management Account		-	-	204.90	-	-	204.90	-	-	-	-
05-06-23	CMT	Interest on Cash Management Account		-	-	0.01	-	-	0.01	-	-	-	-
30-06-23	CMT	Interest on Cash Management Account		-	-	314.09	-	-	314.09	-	-	-	-
<b>Fixed Interest-Domestic</b>													
20-07-22	WBCEPE	Westpac Banking Corp - Cap Note		111.64	-	-	-	-	111.64	47.85	-	-	-
		3-Bbsw+3.05% Perp Non-Cum Red T-09-22		-	-	-	-	-	-	-	-	-	-
25-08-22	CGFPC	Challenger Limited - Cap Note 3-Bbsw+4.60% Perp Non-Cum Red T-05-26		120.00	-	-	-	-	120.00	51.43	-	-	-
07-09-22	MBLPD	Macquarie Bank Ltd - Cap Note		270.49	405.75	-	-	-	676.24	115.93	-	-	-
		3-Bbsw+2.90% Perp Non-Cum Red T-09-28		-	-	-	-	-	-	-	-	-	-
15-09-22	BENPH	Bendigo and Adelaide - Cap Note		237.97	-	-	-	-	237.97	101.99	-	-	-
		3-Bbsw+3.80% Perp Non-Cum Red T-06-27		-	-	-	-	-	-	-	-	-	-
15-09-22	CBAPD	Commonwealth Bank of Australia - Perp Exch Resale Sec - Peris VII		445.14	-	-	-	-	445.14	190.78	-	-	-
		Commonwealth Bank - Cap Note		-	-	-	-	-	-	-	-	-	-
15-09-22	CBAPJ	3-Bbsw+2.75% Perp Non-Cum Red T-10-26		275.14	-	-	-	-	275.14	117.92	-	-	-
19-09-22	NABPH	National Aust. Bank - Cap Note		391.67	-	-	-	-	391.67	167.86	-	-	-
		3-Bbsw+3.50% Perp Non-Cum Red T-12-27		-	-	-	-	-	-	-	-	-	-
19-09-22	SUNPH	Suncorp Group Ltd - Cap Note		237.90	-	-	-	-	237.90	101.96	-	-	-
		3-Bbsw+3.00% Perp Non-Cum Red T-06-26		-	-	-	-	-	-	-	-	-	-

\* The FX Rate at the dividend received date.  
 \*\* LIC Capital Gain: The amount shown is the "attributable amount". You may be entitled to a tax deduction of a percentage of the "attributable amount" as follows:  
 If you are an Individual, Trust or Partnership - 50%; Compiling Superannuation Entity - 33 1/3%; Other Entity Type - 0%.



## Income Statement Non-Trust Holdings

From 1 Jul 2022 to 30 Jun 2023

Your Account: Ikin Viviani SIF A/C  
 Account Number: W1525486  
 Your Adviser: Paul Bryant  
 Branch: Brisbane  
 Telephone: 07 3212 1012  
 Email: Paul.Bryant@wilsonsadvisory.com.au

Settle Date	Security Code	Security Description	FX* Rate	Franked Dividends	Unfranked Dividends	Interest	Foreign Income	Other Income	Cash Received	Imputation Credits	Withholding Taxes	Return of Capital	LIC** Capital Gain
19-09-22	SUNPI	Suncorp Group Ltd - Cap Note 3-Bbsw+2.90% Perp Non-Cum Red T-06-28		652.27	-	-	-	-	652.27	279.53	-	-	-
21-09-22	MBLPC	Cap Note 3-Bbsw+4.70% Perp Non-Cum Red T-12-25		158.15	237.22	-	-	-	395.37	67.78	-	-	-
22-09-22	WBCPL	Westpac Banking Corp - Cap Note 3-Bbsw+3.40% Perp Non-Cum Red T-09-28		310.23	-	-	-	-	310.23	132.96	-	-	-
15-11-22	CBAPD	Commonwealth Bank of Australia - Perp Exch Resale Sec - Perfs VII		363.83	-	-	-	-	363.83	155.93	-	-	-
25-11-22	CGFPC	Challenger Limited - Cap Note 3-Bbsw+4.60% Perp Non-Cum Red T-05-26		148.80	-	-	-	-	148.80	63.77	-	-	-
07-12-22	MBLPD	Macquarie Bank Ltd - Cap Note 3-Bbsw+2.90% Perp Non-Cum Red T-09-28		354.92	532.38	-	-	-	887.30	152.11	-	-	-
15-12-22	BENPH	Bendigo and Adelaide - Cap Note 3-Bbsw+3.80% Perp Non-Cum Red T-06-27		280.21	-	-	-	-	280.21	120.09	-	-	-
15-12-22	CBAPJ	Commonwealth Bank - Cap Note 3-Bbsw+2.75% Perp Non-Cum Red T-10-26		336.18	-	-	-	-	336.18	144.07	-	-	-
19-12-22	NABPH	National Aust. Bank - Cap Note 3-Bbsw+3.50% Perp Non-Cum Red T-12-27		453.71	-	-	-	-	453.71	194.45	-	-	-
19-12-22	SUNPH	Suncorp Group Ltd - Cap Note 3-Bbsw+3.00% Perp Non-Cum Red T-06-26		280.34	-	-	-	-	280.34	120.14	-	-	-
19-12-22	SUNPI	Suncorp Group Ltd - Cap Note 3-Bbsw+2.90% Perp Non-Cum Red T-06-28		771.46	-	-	-	-	771.46	330.63	-	-	-
21-12-22	MBLPC	Cap Note 3-Bbsw+4.70% Perp Non-Cum Red T-12-25		180.06	270.07	-	-	-	450.13	77.17	-	-	-
22-12-22	WBCPL	Westpac Banking Corp - Cap Note 3-Bbsw+3.40% Perp Non-Cum Red T-09-28		495.18	-	-	-	-	495.18	212.22	-	-	-
27-02-23	CGFPC	Challenger Limited - Cap Note 3-Bbsw+4.60% Perp Non-Cum Red T-05-26		166.80	-	-	-	-	166.80	71.49	-	-	-
07-03-23	MBLPD	Macquarie Bank Ltd - Cap Note 3-Bbsw+2.90% Perp Non-Cum Red T-09-28		385.11	577.65	-	-	-	962.76	165.05	-	-	-
15-03-23	BENPH	Bendigo and Adelaide - Cap Note 3-Bbsw+3.80% Perp Non-Cum Red T-06-27		294.61	-	-	-	-	294.61	126.26	-	-	-
15-03-23	CBAPJ	Commonwealth Bank - Cap Note 3-Bbsw+2.75% Perp Non-Cum Red T-10-26		357.46	-	-	-	-	357.46	153.19	-	-	-
15-03-23	CBAPL	Commonwealth Bank - Cap Note 3-Bbsw+2.85% Perp Non-Cum Red T-06-28		760.14	-	-	-	-	760.14	325.78	-	-	-
17-03-23	NABPH	National Aust. Bank - Cap Note 3-Bbsw+3.50% Perp Non-Cum Red T-12-27		463.71	-	-	-	-	463.71	198.73	-	-	-

\* The FX Rate at the dividend received date.

\*\* LIC Capital Gain: The amount shown is the "attributable amount". You may be entitled to a tax deduction of a percentage of the "attributable amount" as follows: If you are an Individual, Trust or Partnership - 50%; Complying Superannuation Entity - 33 1/3%; Other Entity Type - 0%.

## Income Statement Non-Trust Holdings

From 1 Jul 2022 to 30 Jun 2023

Your Account: Ikin Viviani S/F A/C  
 Account Number: W1525486  
 Your Adviser: Paul Bryant  
 Branch: Brisbane  
 Telephone: 07 3212 1012  
 Email: Paul.Bryant@wilsonsadvisory.com.au

Settle Date	Security Code	Security Description	FX* Rate	Franked Dividends	Unfranked Dividends	Interest	Foreign Income	Other Income	Cash Received	Imputation Credits	Withholding Taxes	Return of Capital	LIC** Capital Gain
17-03-23	SUNPH	Suncorp Group Ltd - Cap Note		287.82	-	-	-	-	287.82	123.34	-	-	-
		3-Bbsw+3.00% Perp Non-Cum Red T-06-26											
17-03-23	SUNPI	Suncorp Group Ltd - Cap Note		792.87	-	-	-	-	792.87	339.80	-	-	-
		3-Bbsw+2.90% Perp Non-Cum Red T-06-28											
21-03-23	MBLPC	Cap Note 3-Bbsw+4.70% Perp Non-Cum Red T-12-25		185.86	278.78	-	-	-	464.64	79.65	-	-	-
		Westpac Banking Corp - Cap Note											
22-03-23	WBCPL	3-Bbsw+3.40% Perp Non-Cum Red T-09-28		514.31	-	-	-	-	514.31	220.41	-	-	-
		Challenger Limited - Cap Note 3-Bbsw+4.60% Perp Non-Cum Red T-05-26											
25-05-23	CGFFC	Macquarie Bank Ltd - Cap Note		163.20	-	-	-	-	163.20	69.94	-	-	-
		3-Bbsw+2.90% Perp Non-Cum Red T-09-28											
07-06-23	MBLPD	Macquarie Bank Ltd - Cap Note		427.29	640.96	-	-	-	1,066.25	183.13	-	-	-
		Bendigo and Adelaide - Cap Note											
15-06-23	BENPH	3-Bbsw+2.90% Perp Non-Cum Red T-09-28		322.40	-	-	-	-	322.40	138.17	-	-	-
		Commonwealth Bank, - Cap Note											
15-06-23	CBAPJ	3-Bbsw+3.80% Perp Non-Cum Red T-06-27		395.75	-	-	-	-	395.75	169.80	-	-	-
		Commonwealth Bank, - Cap Note											
15-06-23	CBAPL	3-Bbsw+2.75% Perp Non-Cum Red T-10-26		643.05	-	-	-	-	643.05	275.59	-	-	-
		National Aust. Bank - Cap Note											
19-06-23	NABPH	3-Bbsw+2.85% Perp Non-Cum Red T-06-28		531.11	-	-	-	-	531.11	227.62	-	-	-
		Suncorp Group Ltd - Cap Note											
19-06-23	SUNPH	3-Bbsw+3.50% Perp Non-Cum Red T-12-27		331.46	-	-	-	-	331.46	142.05	-	-	-
		3-Bbsw+3.00% Perp Non-Cum Red T-06-26											
19-06-23	SUNPI	Suncorp Group Ltd - Cap Note		914.14	-	-	-	-	914.14	391.78	-	-	-
		3-Bbsw+2.90% Perp Non-Cum Red T-06-28											
21-06-23	MBLPC	Cap Note 3-Bbsw+4.70% Perp Non-Cum Red T-12-25		201.07	301.60	-	-	-	502.67	86.17	-	-	-
		Westpac Banking Corp - Cap Note											
22-06-23	WBCPL	3-Bbsw+3.40% Perp Non-Cum Red T-09-28		563.40	-	-	-	-	563.40	241.46	-	-	-
		ANZ Banking Grp Ltd											
01-07-22	ANZ	ANZ Banking Grp Ltd		2,257.92	-	-	-	-	2,257.92	967.68	-	-	-
		Macquarie Group Ltd											
04-07-22	MQG	Macquarie Group Ltd		1,297.80	1,946.70	-	-	-	3,244.50	556.20	-	-	-
		National Australia Bank Ltd											
05-07-22	NAB	National Australia Bank Ltd		3,468.96	-	-	-	-	3,468.96	1,486.70	-	-	-
		James Hardie Industries Plc CDI 1:1											
29-07-22	JHX	James Hardie Industries Plc CDI 1:1		-	-	-	582.12	-	436.59	-	145.53	-	-
		Oz Minerals Ltd											
16-09-22	OZL	Oz Minerals Ltd		257.20	-	-	-	-	257.20	110.23	-	-	-
		Pinnacle Investment Group Management Ltd											
16-09-22	PNI	Pinnacle Investment Group Management Ltd		1,393.00	-	-	-	-	1,393.00	597.00	-	-	-
		BHP Group Ltd											
22-09-22	BHP	BHP Group Ltd		12,111.03	-	-	-	-	12,111.03	5,190.43	-	-	-
		Insurance Australia Group Ltd											
22-09-22	IAG	Insurance Australia Group Ltd		530.49	227.36	-	-	-	757.85	227.36	-	-	-

\* The FX Rate at the dividend received date.

\*\* LIC Capital Gain: The amount shown is the "attributable amount". You may be entitled to a tax deduction of a percentage of the "attributable amount" as follows: If you are an Individual, Trust or Partnership - 50%; Compiling Superannuation Entity - 33 1/3%; Other Entity Type - 0%.

## Income Statement Non-Trust Holdings

From 1 Jul 2022 to 30 Jun 2023

Your Account: Ikin Viviani S/F A/C  
 Account Number: W1525486  
 Your Adviser: Paul Bryant  
 Branch: Brisbane  
 Telephone: 07 3212 1012  
 Email: Paul.Bryant@wilsonsadvisory.com.au

Settle Date	Security Code	Security Description	FX* Rate	Franked Dividends	Unfranked Dividends	Interest	Foreign Income	Other Income	Cash Received	Imputation Credits	Withholding Taxes	Return of Capital	LIC** Capital Gain
22-09-22	STO	Santos Ltd		-	850.11	-	-	-	850.11	-	-	-	-
28-09-22	AMC	Amcor Ltd		-	-	-	842.63	-	842.63	-	-	-	-
29-09-22	NST	Northern Star Resources Ltd		573.16	-	-	-	-	573.16	245.64	-	-	-
04-10-22	SEK	Seek Ltd		424.20	-	-	-	-	424.20	181.80	-	-	-
05-10-22	CSL	CSL Ltd		84.58	761.17	-	-	-	845.75	36.25	-	-	-
17-10-22	COH	Cochlear Ltd		187.34	281.01	-	-	-	468.35	80.29	-	-	-
13-12-22	AMC	Amcor Ltd		-	-	-	949.06	-	949.06	-	-	-	-
13-12-22	MQG	Macquarie Group Ltd		1,112.40	1,668.60	-	-	-	2,781.00	476.74	-	-	-
14-12-22	NAB	National Australia Bank Ltd		3,706.56	-	-	-	-	3,706.56	1,588.53	-	-	-
15-12-22	ANZ	ANZ Banking Grp Ltd		2,476.04	-	-	-	-	2,476.04	1,061.16	-	-	-
16-12-22	TNE	Technology One Ltd		94.52	63.02	-	-	-	157.54	40.51	-	-	-
16-12-22	TNE	Technology One Ltd		17.47	11.65	-	-	-	29.12	7.49	-	-	-
20-12-22	WBC	Westpac Banking Corp		2,999.04	-	-	-	-	2,999.04	1,285.30	-	-	-
16-03-23	DMP	Domino's Pizza Enterprises Ltd		291.98	194.65	-	-	-	486.63	125.13	-	-	-
17-03-23	PNI	Pinnacle Investment Group Management Ltd		1,241.76	-	-	-	-	1,241.76	532.18	-	-	-
21-03-23	AMC	Amcor Ltd		-	-	-	844.59	-	844.59	-	-	-	-
23-03-23	IAG	Insurance Australia Group Ltd		166.23	387.87	-	-	-	554.10	71.24	-	-	-
23-03-23	TLC	The Lottery Corporation Ltd		925.12	-	-	-	-	925.12	396.48	-	-	-
23-03-23	TLC	The Lottery Corporation Ltd		115.64	-	-	-	-	115.64	49.56	-	-	-
24-03-23	NWL	Netwealth Group Ltd		297.00	-	-	-	-	297.00	127.29	-	-	-
29-03-23	NST	Northern Star Resources Ltd		548.24	-	-	-	-	548.24	234.96	-	-	-
29-03-23	STO	Santos Ltd		-	1,739.88	-	-	-	1,739.88	-	-	-	-
30-03-23	BHP	BHP Group Ltd		5,390.45	-	-	-	-	5,390.45	2,310.20	-	-	-
30-03-23	MIN	Mineral Resources Ltd		376.80	-	-	-	-	376.80	161.49	-	-	-
05-04-23	CSL	CSL Ltd		484.80	779.92	-	-	-	779.92	-	-	-	-
05-04-23	SEK	Seek Ltd		175.23	325.42	-	-	-	484.80	207.77	-	-	-
14-04-23	COH	Cochlear Ltd		71.30	47.53	-	-	-	500.65	75.10	-	-	-
16-06-23	TNE	Technology One Ltd		-	-	-	899.75	-	118.83	30.56	-	-	-
20-06-23	AMC	Amcor Ltd		-	-	-	-	-	899.75	-	-	-	-
27-06-23	WBC	Westpac Banking Corp		3,280.20	-	-	-	-	3,280.20	1,405.80	-	-	-

### Equity-International-Direct

Exchange Currency: EUR

12-12-22	MC	LVMH Moët Hennessy - Louis Vuitton	0.73	-	-	-	27.51	-	23.37	-	4.14	-	-
18-01-23	KER	KERING - Kering	0.73	-	-	-	36.89	-	31.35	-	5.53	-	-
27-02-23	RMS	Hermès Int. société en commandite par actions	0.72	-	-	-	14.56	-	12.37	-	2.19	-	-
27-04-23	MC	LVMH Moët Hennessy - Louis Vuitton	0.61	-	-	-	45.93	-	34.45	-	11.48	-	-

\* The FX Rate at the dividend received date.

\*\* LIC Capital Gain: The amount shown is the "attributable amount". You may be entitled to a tax deduction of a percentage of the "attributable amount" as follows:

If you are an Individual, Trust or Partnership - 50%; Compiling Superannuation Entity - 33 1/3%; Other Entity Type - 0%.





## Income Statement Non-Trust Holdings

From 1 Jul 2022 to 30 Jun 2023

Your Account: Ikin Viviani S/F A/C  
 Account Number: W1525486  
 Your Adviser: Paul Bryant  
 Branch: Brisbane  
 Telephone: 07 3212 1012  
 Email: Paul.Bryant@wilsonsadvisory.com.au

Settle Date	Security Code	Security Description	FX* Rate	Franked Dividends	Unfranked Dividends	Interest	Foreign Income	Other Income	Cash Received	Imputation Credits	Withholding Taxes	Return of Capital	LIC** Capital Gain
27-04-23	RMS	Hermès Int. société en commandite par actions	0.61	-	-	-	46.81	-	35.11	-	11.70	-	-
04-05-23	KER	KERING - Kering	0.70	-	-	-	81.34	-	69.14	-	12.20	-	-
<b>Exchange Currency: USD</b>													
29-07-22	INTU	Intuit Inc	0.70	-	-	-	7.79	-	6.62	-	1.17	-	-
19-08-22	MA	Mastercard Incorporated	0.69	-	-	-	5.65	-	4.80	-	0.85	-	-
22-08-22	COST	Costco Wholesale Corporation	0.69	-	-	-	11.69	-	9.93	-	1.76	-	-
01-09-22	V	Visa Inc	0.68	-	-	-	8.86	-	7.53	-	1.33	-	-
08-09-22	MSFT	Microsoft Corporation	0.67	-	-	-	49.76	-	42.30	-	7.46	-	-
25-10-22	INTU	Intuit Inc	0.64	-	-	-	9.82	-	8.34	-	1.48	-	-
16-11-22	MA	Mastercard Incorporated	0.67	-	-	-	5.82	-	4.94	-	0.88	-	-
17-11-22	COST	Costco Wholesale Corporation	0.67	-	-	-	12.02	-	10.21	-	1.81	-	-
08-12-22	V	Visa Inc	0.68	-	-	-	10.58	-	8.99	-	1.59	-	-
14-12-22	MSFT	Microsoft Corporation	0.69	-	-	-	53.58	-	45.54	-	8.04	-	-
18-01-23	INTU	Intuit Inc	0.70	-	-	-	8.96	-	7.61	-	1.35	-	-
14-02-23	MA	Mastercard Incorporated	0.69	-	-	-	6.56	-	5.58	-	0.98	-	-
22-02-23	COST	Costco Wholesale Corporation	0.68	-	-	-	11.91	-	10.11	-	1.79	-	-
01-03-23	V	Visa Inc	0.68	-	-	-	10.65	-	9.05	-	1.60	-	-
14-03-23	MSFT	Microsoft Corporation	0.67	-	-	-	55.04	-	46.78	-	8.26	-	-
21-04-23	INTU	Intuit Inc	0.67	-	-	-	9.33	-	7.92	-	1.41	-	-
12-05-23	MA	Mastercard Incorporated	0.66	-	-	-	6.86	-	5.84	-	1.02	-	-
24-05-23	COST	Costco Wholesale Corporation	0.65	-	-	-	10.91	-	9.28	-	1.64	-	-
06-06-23	V	Visa Inc	0.67	-	-	-	18.19	-	13.78	-	2.41	-	-
13-06-23	MSFT	Microsoft Corporation	0.68	-	-	-	48.24	-	41.00	-	7.24	-	-
<b>Total</b>				<b>61,933.31</b>	<b>12,529.30</b>	<b>1,348.02</b>	<b>4,731.39</b>	<b>-</b>	<b>80,295.18</b>	<b>26,542.85</b>	<b>246.84</b>	<b>-</b>	<b>-</b>

### IMPORTANT NOTICE

Securities which have been held for less than 45 days may not be entitled to any imputation credits - please review those transactions.

\* The FX Rate at the dividend received date.

\*\* LIC Capital Gain: The amount shown is the "attributable amount". You may be entitled to a tax deduction of a percentage of the "attributable amount" as follows: If you are an Individual, Trust or Partnership - 50%; Compiling Superannuation Entity - 33 1/3%; Other Entity Type - 0%.



## Income Statement - Trust/ETF Distributions

From 1 Jul 2022 to 30 Jun 2023

Your Account: Ikin Viviani S/F A/C  
 Account Number: W1525486  
 Your Adviser: Paul Bryant  
 Branch: Brisbane  
 Telephone: 07 3212 1012  
 Email: Paul.Bryant@wilsonsadvisory.com.au

### Trust Summary

Security Code	Security Description	Net Cash Distribution	Tax Withheld	Australian Income	Capital Gains	Foreign Income	Other Non-Assessable	Imputation Credits	Foreign Tax Credits
CHN8607AU	CC JCB Dynamic Alpha Fund	651.61	-	424.93	-	226.68	-	-	-
DBI	Dalrymple Bay Infrastructure Ltd	2,403.40	-	229.70	-	-	2,173.70	-	-
FID0031AU	Fidelity Global Emerging Markets Fund	752.06	-	0.52	-	751.54	-	-	197.36
GMG	Goodman Group Stapled	931.75	-	86.07	728.86	72.54	44.28	3.85	5.75
HCW	Healthco Healthcare and Wellness REIT	735.98	-	-	-	-	735.98	-	-
IAF	iShares Core Composite Bond ETF	1,139.77	-	464.23	-	46.47	629.07	-	-
ILB	iShares Government Inflation ETF	414.05	-	348.45	-	-	65.60	-	-
MAQ0079AU	Arrowstreet Global Equity Fund (Hedged)	4,788.05	-	2,435.63	-	2,352.42	-	-	398.31
MCCL	Munro Climate Fund - Munro Climate Change Leaders Fund (Managed Fu	166.64	-	0.52	-	166.12	-	-	69.26
PIM0058AU	Auris International Fund - Class B Units	211.99	-	-	211.91	-	0.08	-	141.80
PIM0941AU	Fairlight Global Small & Mid Cap Hedged (Class H)	295.93	-	295.93	-	-	-	-	-
RCAP	ResoCap Global Prop - Resolution Cap Global Prop Sec (Managed Fund)	764.61	-	72.01	-	686.32	6.28	6.34	151.70
VAN0064AU	Vanguard Australian Inflation-Linked Bond Index Fund	161.94	-	-	-	-	161.94	-	-
		<b>13,417.78</b>		<b>4,357.99</b>	<b>940.77</b>	<b>4,302.09</b>	<b>3,816.93</b>	<b>10.19</b>	<b>964.18</b>

### Australian Income

Security Code	Security Description	Dividends Franked	Dividends Unfranked	Dividends Unfranked CFI	Interest	Other Income	Management Fee Rebate	Other Allowable	Imputation Credits
CHN8607AU	CC JCB Dynamic Alpha Fund	-	-	-	299.21	-	125.72	-	-
DBI	Dalrymple Bay Infrastructure Ltd	-	229.70	-	-	-	-	-	-
FID0031AU	Fidelity Global Emerging Markets Fund	-	-	-	0.52	-	-	-	-
GMG	Goodman Group Stapled	8.99	-	-	67.74	9.34	-	-	3.85
HCW	Healthco Healthcare and Wellness REIT	-	-	-	-	-	-	-	-
IAF	iShares Core Composite Bond ETF	-	-	-	464.23	-	-	-	-
ILB	iShares Government Inflation ETF	-	-	-	348.45	-	-	-	-
MAQ0079AU	Arrowstreet Global Equity Fund (Hedged)	-	-	-	6.43	2,429.20	-	-	-
MCCL	Munro Climate Fund - Munro Climate Change Leaders Fund (Managed Fu	-	-	-	0.52	-	-	-	-
PIM0058AU	Auris International Fund - Class B Units	-	-	-	-	-	-	-	-
PIM0941AU	Fairlight Global Small & Mid Cap Hedged (Class H)	-	-	-	-	-	295.93	-	-
RCAP	ResoCap Global Prop - Resolution Cap Global Prop Sec (Managed Fund)	10.74	-	-	29.41	31.86	-	-	6.34
VAN0064AU	Vanguard Australian Inflation-Linked Bond Index Fund	19.73	229.70	-	-	-	-	-	-
		<b>19.73</b>	<b>229.70</b>	<b>-</b>	<b>1,216.51</b>	<b>2,470.40</b>	<b>421.65</b>	<b>-</b>	<b>10.19</b>



## Income Statement - Trust/ETF Distributions

From 1 Jul 2022 to 30 Jun 2023

Your Account: Ikin Viviani S/F AVC  
 Account Number: W1525486  
 Your Adviser: Paul Bryant  
 Branch: Brisbane  
 Telephone: 07 3212 1012  
 Email: Paul.Bryant@wilsonsadvisory.com.au

### Capital Gains

Security Code	Security Description	AMIT CGT Gross Up	Discount Capital Gain	CGT Concession	Capital Gains Indexed	Capital Gains Other	CGT Tax Credits
CHN8607AU	CC JCB Dynamic Alpha Fund	-	-	-	-	-	-
DBI	Dailyrple Bay Infrastructure Ltd	-	-	-	-	-	-
FID0031AU	Fidelity Global Emerging Markets Fund	-	-	-	-	-	-
GMG	Goodman Group Stapled	-	364.43	364.43	-	-	-
HCW	Healthco Healthcare and Wellness REIT	-	-	-	-	-	-
IAF	iShares Core Composite Bond ETF	-	-	-	-	-	-
ILB	iShares Government Inflation ETF	-	-	-	-	-	-
MAQ0079AU	Arrowstreet Global Equity Fund (Hedged)	-	-	-	-	-	-
MCCL	Munro Climate Fund - Munro Climate Change Leaders Fund (Managed Fu	-	-	-	-	-	-
PIM0058AU	Aoris International Fund - Class B Units	105.96	105.96	-	-	-	-
PIM0941AU	Fairlight Global Small & Mid Cap Hedged (Class H)	-	-	-	-	-	-
RCAP	ResoCap Global Prop - Resolution Cap Global Prop Sec (Managed Fund)	-	-	-	-	-	-
VAN0064AU	Vanguard Australian Inflation-Linked Bond Index Fund	-	-	364.43	-	-	-
		<b>105.96</b>	<b>470.39</b>	<b>364.43</b>			

### Foreign Income

Security Code	Security Description	Interest Income	Modified Passive Inc	Other Assets Foreign Inc	Foreign Tax Credits
CHN8607AU	CC JCB Dynamic Alpha Fund	-	-	226.68	-
DBI	Dailyrple Bay Infrastructure Ltd	-	-	-	-
FID0031AU	Fidelity Global Emerging Markets Fund	-	-	751.54	197.36
GMG	Goodman Group Stapled	-	-	72.54	5.75
HCW	Healthco Healthcare and Wellness REIT	-	-	-	-
IAF	iShares Core Composite Bond ETF	-	-	46.47	-
ILB	iShares Government Inflation ETF	-	-	-	-
MAQ0079AU	Arrowstreet Global Equity Fund (Hedged)	-	-	-	-
MCCL	Munro Climate Fund - Munro Climate Change Leaders Fund (Managed Fu	-	-	2,352.42	398.31
PIM0058AU	Aoris International Fund - Class B Units	-	-	166.12	69.26
PIM0941AU	Fairlight Global Small & Mid Cap Hedged (Class H)	-	-	-	141.80
RCAP	ResoCap Global Prop - Resolution Cap Global Prop Sec (Managed Fund)	-	-	686.32	151.70
VAN0064AU	Vanguard Australian Inflation-Linked Bond Index Fund	-	-	-	-
				<b>4,302.09</b>	<b>964.18</b>



## Income Statement - Trust/ETF Distributions

From 1 Jul 2022 to 30 Jun 2023

Your Account: Ikin Viviani S/F A/C  
 Account Number: W1525486  
 Your Adviser: Paul Bryant  
 Branch: Brisbane  
 Telephone: 07 3212 1012  
 Email: Paul.Bryant@wilsonsadvisory.com.au

### Other Non-Assessable Amounts

Security Code	Security Description	AMIT Cost base Adjustments	Other Non-Taxable Amounts	Tax-Exempted Amounts	Tax-Free Amounts	Tax-Deferred Amounts
CHN8607AU	CC JCB Dynamic Alpha Fund	-	-	-	-	-
DBI	Dalymp Bay Infrastructure Ltd	-	-	-	-	2,173.70
FID0031AU	Fidelity Global Emerging Markets Fund	-	-	-	-	-
GMG	Goodman Group Stepled	-	-	-	-	44.28
HCW	Healthco Healthcare and Wellness REIT	735.98	-	-	-	-
IAF	iShares Core Composite Bond ETF	629.07	-	-	-	-
ILB	iShares Government Inflation ETF	65.60	-	-	-	-
MAQ0079AU	Arrowsstreet Global Equity Fund (Hedged)	-	-	-	-	-
MCCL	Munro Climate Fund - Munro Climate Change Leaders Fund (Managed Fu	-	-	-	-	-
PIM0058AU	Aoris International Fund - Class B Units	0.08	-	-	-	-
PIM0941AU	Fairlight Global Small & Mid Cap Hedged (Class H)	-	-	-	-	-
RCAP	ResoCap Global Prop - Resolution Cap Global Prop Sec (Managed Fund)	6.28	-	-	-	-
VAN0064AU	Vanguard Australian Inflation-Linked Bond Index Fund	161.94	-	-	-	-
		<b>1,598.95</b>	<b>-</b>	<b>-</b>	<b>-</b>	<b>2,217.98</b>



## Income & Expenses Summary

From 1 Jul 2022 to 30 Jun 2023

Your Account: Ikin Viviani S/F A/C  
 Account Number: W1525486  
 Your Adviser: Paul Bryant  
 Branch: Brisbane  
 Telephone: 07 3212 1012  
 Email: Paul.Bryant@wilsonsadvisory.com.au

Date	Security Code	Security Description	FX* Rate	Amount	Imputation Credits	Withholding Taxes
<b>Income</b>						
<b>Cash-Domestic</b>						
29-07-22	CMT	CMA Credit Interest		29.06	-	-
02-08-22	CMT	HUB24 Credit Interest		2.74	-	-
31-08-22	CMT	CMA Credit Interest		65.42	-	-
30-09-22	CMT	CMA Credit Interest		91.74	-	-
04-10-22	CMT	HUB24 Credit Interest		2.46	-	-
31-10-22	CMT	CMA Credit Interest		112.83	-	-
02-11-22	CMT	HUB24 Credit Interest		2.59	-	-
30-11-22	CMT	CMA Credit Interest		59.23	-	-
02-12-22	CMT	HUB24 Credit Interest		1.60	-	-
30-12-22	CMT	CMA Credit Interest		62.43	-	-
31-01-23	CMT	CMA Credit Interest		62.39	-	-
02-02-23	CMT	HUB24 Credit Interest		0.22	-	-
28-02-23	CMT	CMA Credit Interest		74.76	-	-
03-03-23	CMT	HUB24 Credit Interest		6.88	-	-
31-03-23	CMT	CMA Credit Interest		133.30	-	-
28-04-23	CMT	CMA Credit Interest		121.37	-	-
31-05-23	CMT	CMA Credit Interest		204.90	-	-
05-06-23	CMT	HUB24 Credit Interest		0.01	-	-
30-06-23	CMT	CMA Credit Interest		314.09	-	-
				<b>1,348.02</b>	-	-
				<b>1,348.02</b>	-	-
<b>Fixed Interest-Domestic</b>						
15-09-22	BENPH	Bendigo and Adelaide - Cap Note 3-Bbsw+3.80% Perp Non-Cum Red T-06-27		237.97	101.99	-
15-12-22	BENPH	Bendigo and Adelaide - Cap Note 3-Bbsw+3.80% Perp Non-Cum Red T-06-27		280.21	120.09	-
15-03-23	BENPH	Bendigo and Adelaide - Cap Note 3-Bbsw+3.80% Perp Non-Cum Red T-06-27		294.61	126.26	-
15-06-23	BENPH	Bendigo and Adelaide - Cap Note 3-Bbsw+3.80% Perp Non-Cum Red T-06-27		322.40	138.17	-
				<b>1,135.19</b>	<b>486.51</b>	-
21-09-22	MBLPC	Cap Note 3-Bbsw+4.70% Perp Non-Cum Red T-12-25		395.37	67.78	-
21-12-22	MBLPC	Cap Note 3-Bbsw+4.70% Perp Non-Cum Red T-12-25		450.13	77.17	-
21-03-23	MBLPC	Cap Note 3-Bbsw+4.70% Perp Non-Cum Red T-12-25		464.64	79.65	-
21-06-23	MBLPC	Cap Note 3-Bbsw+4.70% Perp Non-Cum Red T-12-25		502.67	86.17	-

\* The FX Rate at the dividend received date.



## Income & Expenses Summary

From 1 Jul 2022 to 30 Jun 2023

Your Account: Ikin Viviani S/F A/C  
Account Number: W1525486  
Your Adviser: Paul Bryant  
Branch: Brisbane  
Telephone: 07 3212 1012  
Email: Paul.Bryant@wilsonsadvisory.com.au

Date	Security Code	Security Description	FX* Rate	Amount	Imputation Credits	Withholding Taxes
				<b>1,812.81</b>	<b>310.77</b>	-
25-08-22	CGFPC	Challenger Limited - Cap Note 3-Bbsw+4.60% Perp Non-Cum Red T-05-26		120.00	51.43	-
25-11-22	CGFPC	Challenger Limited - Cap Note 3-Bbsw+4.60% Perp Non-Cum Red T-05-26		148.80	63.77	-
27-02-23	CGFPC	Challenger Limited - Cap Note 3-Bbsw+4.60% Perp Non-Cum Red T-05-26		166.80	71.49	-
25-05-23	CGFPC	Challenger Limited - Cap Note 3-Bbsw+4.60% Perp Non-Cum Red T-05-26		163.20	69.94	-
				<b>598.80</b>	<b>256.63</b>	-
15-09-22	CBAPD	Commonwealth Bank of Australia - Perp Exch Resale Sec - Perfs VII		445.14	190.78	-
15-11-22	CBAPD	Commonwealth Bank of Australia - Perp Exch Resale Sec - Perfs VII		363.83	155.93	-
				<b>808.97</b>	<b>346.71</b>	-
15-09-22	CBAPJ	Commonwealth Bank - Cap Note 3-Bbsw+2.75% Perp Non-Cum Red T-10-26		275.14	117.92	-
15-12-22	CBAPJ	Commonwealth Bank - Cap Note 3-Bbsw+2.75% Perp Non-Cum Red T-10-26		336.18	144.07	-
15-03-23	CBAPJ	Commonwealth Bank - Cap Note 3-Bbsw+2.75% Perp Non-Cum Red T-10-26		357.46	153.19	-
15-06-23	CBAPJ	Commonwealth Bank - Cap Note 3-Bbsw+2.75% Perp Non-Cum Red T-10-26		395.75	169.60	-
				<b>1,364.53</b>	<b>584.78</b>	-
15-03-23	CBAPL	Commonwealth Bank - Cap Note 3-Bbsw+2.85% Perp Non-Cum Red T-06-28		760.14	325.78	-
15-06-23	CBAPL	Commonwealth Bank - Cap Note 3-Bbsw+2.85% Perp Non-Cum Red T-06-28		643.05	275.59	-
				<b>1,403.19</b>	<b>801.37</b>	-
07-10-22	IAF	iShares Core Composite Bond ETF		297.20	-	-
06-01-23	IAF	iShares Core Composite Bond ETF		111.75	-	-
06-04-23	IAF	iShares Core Composite Bond ETF		314.11	-	-
30-06-23	IAF	iShares Core Composite Bond ETF		416.71	-	-
				<b>1,139.77</b>	-	-
07-10-22	ILB	iShares Government Inflation ETF		26.24	-	-
06-01-23	ILB	iShares Government Inflation ETF		39.36	-	-
06-04-23	ILB	iShares Government Inflation ETF		30.15	-	-
30-06-23	ILB	iShares Government Inflation ETF		318.30	-	-
				<b>414.05</b>	-	-
07-09-22	MBLPD	Macquarie Bank Ltd - Cap Note 3-Bbsw+2.90% Perp Non-Cum Red T-09-28		676.24	115.93	-
07-12-22	MBLPD	Macquarie Bank Ltd - Cap Note 3-Bbsw+2.90% Perp Non-Cum Red T-09-28		887.30	152.11	-
07-03-23	MBLPD	Macquarie Bank Ltd - Cap Note 3-Bbsw+2.90% Perp Non-Cum Red T-09-28		962.76	165.05	-
07-06-23	MBLPD	Macquarie Bank Ltd - Cap Note 3-Bbsw+2.90% Perp Non-Cum Red T-09-28		1,068.25	183.13	-
				<b>3,594.55</b>	<b>616.22</b>	-
19-09-22	NABPH	National AusL Bank - Cap Note 3-Bbsw+3.50% Perp Non-Cum Red T-12-27		391.67	167.86	-

\* The FX Rate at the dividend received date.



## Income & Expenses Summary

From 1 Jul 2022 to 30 Jun 2023

Your Account: Ikin Viviani S/F A/C  
 Account Number: W1525486  
 Your Adviser: Paul Bryant  
 Branch: Brisbane  
 Telephone: 07 3212 1012  
 Email: Paul.Bryant@wilsonsadvisory.com.au

Date	Security Code	Security Description	FX Rate	Amount	Imputation Credits	Withholding Taxes
19-12-22	NABPH	National Aust. Bank - Cap Note 3-Bbsw+3.50% Perp Non-Cum Red T-12-27		453.71	194.45	-
17-03-23	NABPH	National Aust. Bank - Cap Note 3-Bbsw+3.50% Perp Non-Cum Red T-12-27		463.71	198.73	-
19-06-23	NABPH	National Aust. Bank - Cap Note 3-Bbsw+3.50% Perp Non-Cum Red T-12-27		531.11	227.62	-
				<b>1,840.20</b>	<b>788.66</b>	-
19-09-22	SUNPI	Suncorp Group Ltd - Cap Note 3-Bbsw+2.90% Perp Non-Cum Red T-06-28		652.27	278.53	-
19-12-22	SUNPI	Suncorp Group Ltd - Cap Note 3-Bbsw+2.90% Perp Non-Cum Red T-06-28		771.46	330.63	-
17-03-23	SUNPI	Suncorp Group Ltd - Cap Note 3-Bbsw+2.90% Perp Non-Cum Red T-06-28		792.87	339.80	-
19-06-23	SUNPI	Suncorp Group Ltd - Cap Note 3-Bbsw+2.90% Perp Non-Cum Red T-06-28		914.14	391.78	-
				<b>3,130.74</b>	<b>1,341.74</b>	-
19-09-22	SUNPH	Suncorp Group Ltd - Cap Note 3-Bbsw+3.00% Perp Non-Cum Red T-06-26		237.90	101.96	-
19-12-22	SUNPH	Suncorp Group Ltd - Cap Note 3-Bbsw+3.00% Perp Non-Cum Red T-06-26		280.34	120.14	-
17-03-23	SUNPH	Suncorp Group Ltd - Cap Note 3-Bbsw+3.00% Perp Non-Cum Red T-06-26		287.82	123.34	-
19-06-23	SUNPH	Suncorp Group Ltd - Cap Note 3-Bbsw+3.00% Perp Non-Cum Red T-06-26		331.46	142.05	-
				<b>1,137.52</b>	<b>487.49</b>	-
30-06-23	VAN0064AU	Vanguard Australian Inflation-Linked Bond Index Fund		161.94	-	-
				<b>161.94</b>	-	-
20-07-22	WBCPE	Westpac Banking Corp - Cap Note 3-Bbsw+3.05% Perp Non-Cum Red T-09-22		111.64	47.85	-
				<b>111.64</b>	<b>47.85</b>	-
22-09-22	WBCPL	Westpac Banking Corp - Cap Note 3-Bbsw+3.40% Perp Non-Cum Red T-09-28		310.23	132.96	-
22-12-22	WBCPL	Westpac Banking Corp - Cap Note 3-Bbsw+3.40% Perp Non-Cum Red T-09-28		495.18	212.22	-
22-03-23	WBCPL	Westpac Banking Corp - Cap Note 3-Bbsw+3.40% Perp Non-Cum Red T-09-28		514.31	220.41	-
22-06-23	WBCPL	Westpac Banking Corp - Cap Note 3-Bbsw+3.40% Perp Non-Cum Red T-09-28		563.40	241.46	-
				<b>1,883.12</b>	<b>807.05</b>	-
				<b>20,537.02</b>	<b>6,675.78</b>	-
<b>Fixed Interest-International</b>						
15-08-22	CHN8607AU	CC JCB Dynamic Alpha Fund		29.64	-	-
30-09-22	CHN8607AU	CC JCB Dynamic Alpha Fund		276.26	-	-
08-11-22	CHN8607AU	CC JCB Dynamic Alpha Fund		30.18	-	-
30-12-22	CHN8607AU	CC JCB Dynamic Alpha Fund		249.63	-	-
06-04-23	CHN8607AU	CC JCB Dynamic Alpha Fund		33.18	-	-
26-05-23	CHN8607AU	CC JCB Dynamic Alpha Fund		32.72	-	-
				<b>651.61</b>	-	-
				<b>651.61</b>	-	-

\* The FX Rate at the dividend received date.



## Income & Expenses Summary

From 1 Jul 2022 to 30 Jun 2023

Your Account: Ikin Viviani S/F A/C  
 Account Number: W1525486  
 Your Adviser: Paul Bryant  
 Branch: Brisbane  
 Telephone: 07 3212 1012  
 Email: Paul.Bryant@wilsonsadvisory.com.au

Date	Security Code	Security Description	FX* Rate	Amount	Imputation Credits	Withholding Taxes
<b>Equity-Domestic-Direct</b>						
28-09-22	AMC	Ancor Ltd		842.63	-	-
13-12-22	AMC	Ancor Ltd		949.06	-	-
21-03-23	AMC	Ancor Ltd		844.59	-	-
20-06-23	AMC	Ancor Ltd		899.75	-	-
				<b>3,536.03</b>	-	-
01-07-22	ANZ	ANZ Banking Grp Ltd		2,257.92	967.68	-
15-12-22	ANZ	ANZ Banking Grp Ltd		2,476.04	1,061.16	-
				<b>4,733.96</b>	<b>2,028.84</b>	-
22-09-22	BHP	BHP Group Ltd		12,111.03	5,190.43	-
30-03-23	BHP	BHP Group Ltd		5,390.45	2,310.20	-
				<b>17,501.48</b>	<b>7,500.63</b>	-
17-10-22	COH	Cochlear Ltd		468.35	80.29	-
14-04-23	COH	Cochlear Ltd		500.65	75.10	-
				<b>969.00</b>	<b>155.39</b>	-
05-10-22	CSL	CSL Ltd		845.75	36.25	-
05-04-23	CSL	CSL Ltd		779.92	-	-
				<b>1,625.67</b>	<b>36.25</b>	-
01-09-22	DBI	Dalrymple Bay Infrastructure Ltd		1,144.39	-	-
06-12-22	DBI	Dalrymple Bay Infrastructure Ltd		1,259.01	-	-
				<b>2,403.40</b>	-	-
16-03-23	DMP	Domino's Pizza Enterprises Ltd		486.63	125.13	-
				<b>486.63</b>	<b>125.13</b>	-
29-12-22	GMG	Goodman Group Stapled		559.05	-	-
29-06-23	GMG	Goodman Group Stapled		372.70	3.85	-
				<b>931.75</b>	<b>3.85</b>	-
01-05-23	HCW	Healthco Healthcare and Wellness REIT		356.12	-	-
29-06-23	HCW	Healthco Healthcare and Wellness REIT		379.86	-	-
				<b>735.98</b>	-	-
22-09-22	IAG	Insurance Australia Group Ltd		757.85	227.36	-
23-03-23	IAG	Insurance Australia Group Ltd		554.10	71.24	-
				<b>1,311.95</b>	<b>298.60</b>	-
29-07-22	JHX	James Hardie Industries Plc CDI 1:1		582.12	-	145.53

\* The FX Rate at the dividend received date.





## Income & Expenses Summary

From 1 Jul 2022 to 30 Jun 2023

Your Account: Ikin Viviani S/F A/C  
 Account Number: W1525486  
 Your Adviser: Paul Bryant  
 Branch: Brisbane  
 Telephone: 07 3212 1012  
 Email: Paul.Bryant@wilsonsadvisory.com.au

Date	Security Code	Security Description	FX* Rate	Amount	Imputation Credits	Withholding Taxes
				<b>582.12</b>	-	<b>145.53</b>
04-07-22	MOG	Macquarie Group Ltd		3,244.50	556.20	-
13-12-22	MOG	Macquarie Group Ltd		2,781.00	476.74	-
30-03-23	MIN	Mineral Resources Ltd		<b>6,025.50</b>	<b>1,032.94</b>	-
				376.80	161.49	-
05-07-22	NAB	National Australia Bank Ltd		<b>376.80</b>	<b>161.49</b>	-
14-12-22	NAB	National Australia Bank Ltd		3,468.96	1,486.70	-
24-03-23	NWL	Netwealth Group Ltd		3,706.56	1,588.53	-
				<b>7,175.52</b>	<b>3,075.23</b>	-
				297.00	127.29	-
29-09-22	NST	Northern Star Resources Ltd		<b>297.00</b>	<b>127.29</b>	-
29-03-23	NST	Northern Star Resources Ltd		573.16	245.64	-
				548.24	234.96	-
16-09-22	OZL	Oz Minerals Ltd		<b>1,121.40</b>	<b>480.60</b>	-
				257.20	110.23	-
16-09-22	PNI	Pinnacle Investment Group Management Ltd		<b>257.20</b>	<b>110.23</b>	-
17-03-23	PNI	Pinnacle Investment Group Management Ltd		1,993.00	597.00	-
				1,241.76	532.18	-
				<b>2,634.76</b>	<b>1,129.18</b>	-
22-09-22	STO	Santos Ltd		850.11	-	-
29-03-23	STO	Santos Ltd		1,739.88	-	-
				<b>2,589.99</b>	-	-
04-10-22	SEK	Seek Ltd		424.20	181.80	-
05-04-23	SEK	Seek Ltd		484.80	207.77	-
				<b>909.00</b>	<b>389.57</b>	-
16-12-22	TNE	Technology One Ltd		157.54	40.51	-
16-12-22	TNE	Technology One Ltd		29.12	7.49	-
16-06-23	TNE	Technology One Ltd		118.83	30.56	-
				<b>305.49</b>	<b>78.56</b>	-
23-03-23	TLC	The Lottery Corporation Ltd		925.12	396.48	-
23-03-23	TLC	The Lottery Corporation Ltd		115.64	49.56	-
				<b>1,040.76</b>	<b>446.04</b>	-
20-12-22	WBC	Westpac Banking Corp		2,999.04	1,285.30	-

\* The FX Rate at the dividend received date.



## Income & Expenses Summary

From 1 Jul 2022 to 30 Jun 2023

Your Account: Ikin Viviani S/F A/C  
 Account Number: W1525486  
 Your Adviser: Paul Bryant  
 Branch: Brisbane  
 Telephone: 07 3212 1012  
 Email: Paul.Bryant@wilsonsadvisory.com.au

Date	Security Code	Security Description	FX* Rate	Amount	Imputation Credits	Withholding Taxes
27-06-23	WBC	Westpac Banking Corp		3,280.20	1,405.80	-
				<b>6,279.24</b>	<b>2,691.10</b>	-
				<b>63,830.63</b>	<b>19,870.92</b>	<b>145.53</b>
<b>Equity-International-Direct</b>						
<b>Exchange Currency: EUR</b>						
27-02-23	RMS.PAR	Hermès Int. société en commandite par actions	0.72	14.56	-	2.19
27-04-23	RMS.PAR	Hermès Int. société en commandite par actions	0.61	46.81	-	11.70
				<b>61.37</b>	-	<b>13.89</b>
18-01-23	KER.PAR	KERING - Kering	0.73	36.89	-	5.53
04-05-23	KER.PAR	KERING - Kering	0.70	81.34	-	12.20
				<b>118.22</b>	-	<b>17.73</b>
12-12-22	MC.PAR	LVMH Moët Hennessy - Louis Vuitton	0.73	27.51	-	4.14
27-04-23	MC.PAR	LVMH Moët Hennessy - Louis Vuitton	0.61	45.93	-	11.48
				<b>73.45</b>	-	<b>15.62</b>
<b>Exchange Currency: USD</b>						
22-08-22	COST.NAS	Costco Wholesale Corporation	0.69	11.69	-	1.76
17-11-22	COST.NAS	Costco Wholesale Corporation	0.67	12.02	-	1.81
22-02-23	COST.NAS	Costco Wholesale Corporation	0.68	11.91	-	1.79
24-05-23	COST.NAS	Costco Wholesale Corporation	0.65	10.91	-	1.64
				<b>46.52</b>	-	<b>7.00</b>
29-07-22	INTU.NAS	Intuit Inc	0.70	7.79	-	1.17
25-10-22	INTU.NAS	Intuit Inc	0.64	9.82	-	1.48
18-01-23	INTU.NAS	Intuit Inc	0.70	8.96	-	1.35
21-04-23	INTU.NAS	Intuit Inc	0.67	9.33	-	1.41
				<b>35.90</b>	-	<b>5.41</b>
19-08-22	MA.NYS	Mastercard Incorporated	0.69	5.65	-	0.85
16-11-22	MA.NYS	Mastercard Incorporated	0.67	5.82	-	0.88
14-02-23	MA.NYS	Mastercard Incorporated	0.69	6.56	-	0.98
12-05-23	MA.NYS	Mastercard Incorporated	0.66	6.86	-	1.02
				<b>24.89</b>	-	<b>3.73</b>
08-09-22	MSFT.NAS	Microsoft Corporation	0.67	49.76	-	7.46
14-12-22	MSFT.NAS	Microsoft Corporation	0.69	53.58	-	8.04
14-03-23	MSFT.NAS	Microsoft Corporation	0.67	55.04	-	8.25

\* The FX Rate at the dividend received date.



## Income & Expenses Summary

From 1 Jul 2022 to 30 Jun 2023

Your Account: Ikin Viviani S/F A/C  
 Account Number: W1525486  
 Your Adviser: Paul Bryant  
 Branch: Brisbane  
 Telephone: 07 3212 1012  
 Email: Paul.Bryant@wilsonsadvisory.com.au

Date	Security Code	Security Description	FX* Rate	Amount	Imputation Credits	Withholding Taxes
13-06-23	MSFTINAS	Microsoft Corporation	0.68	48.24	-	7.24
01-09-22	V.NYS	Visa Inc	0.68	206.61	-	31.00
08-12-22	V.NYS	Visa Inc	0.68	8.86	-	1.33
01-03-23	V.NYS	Visa Inc	0.68	10.58	-	1.59
06-06-23	V.NYS	Visa Inc	0.67	10.65	-	1.60
				16.19	-	2.41
				46.28	-	6.93
				613.24	-	101.31
<b>Equity-International-Managed Funds</b>						
<b>Exchange Currency: AUD</b>						
30-06-23	PIM0058AU.FND	Aoris International Fund - Class B Units		211.99	-	-
22-05-23	PIM0941AU.FND	Fairlight Global Small & Mid Cap Hedged (Class H)		211.99	-	-
30-06-23	PIM0941AU.FND	Fairlight Global Small & Mid Cap Hedged (Class H)		162.88	-	-
				133.05	-	-
				295.93	-	-
30-06-23	FID0031AU.FND	Fidelity Global Emerging Markets Fund		752.06	-	-
				752.06	-	-
31-12-22	MAQ0079AU.FND	Arrowstreet Global Equity Fund (Hedged)		921.96	-	-
30-06-23	MAQ0079AU.FND	Arrowstreet Global Equity Fund (Hedged)		3,866.09	-	-
				4,788.05	-	-
24-07-23	MCCLAXW	Munro Climate Fund - Munro Climate Change Leaders Fund (Managed Fund)		166.64	-	-
				166.64	-	-
12-01-23	RCAP.AXW	ResoCap Global Prop - Resolution Cap Global Prop Sec (Managed Fund)		201.38	1.67	-
14-04-23	RCAP.AXW	ResoCap Global Prop - Resolution Cap Global Prop Sec (Managed Fund)		270.15	2.24	-
11-07-23	RCAP.AXW	ResoCap Global Prop - Resolution Cap Global Prop Sec (Managed Fund)		293.08	2.43	-
				764.61	6.34	-
				6,979.28	6.34	-
				93,959.80	26,553.04	246.84
<b>Income Total</b>						
<b>Expense</b>						
<b>Management Fee</b>						
08-07-22	CASH	WMP Fees - Hyperion - Jun 22		97.23	-	-
15-07-22	CASH	Management Fees - Jun 22		2,430.11	-	-
16-08-22	CASH	Management Fees - Jul 22		2,599.43	-	-

\* The FX Rate at the dividend received date.



## Income & Expenses Summary

From 1 Jul 2022 to 30 Jun 2023

Your Account: Ikin Viviani S/F A/C  
 Account Number: W1525486  
 Your Adviser: Paul Bryant  
 Branch: Brisbane  
 Telephone: 07 3212 1012  
 Email: Paul.Bryant@wilsonsadvisory.com.au

Date	Security Code	Security Description	FX* Rate	Amount	Imputation Credits	Withholding Taxes
31-08-22	CASH	WMP Fees - Hyperion - Jul 22		104.81	-	-
15-09-22	CASH	Management Fees - Aug 22		2,609.98	-	-
15-09-22	CASH	WMP Fees - Hyperion - Aug 22		113.70	-	-
18-10-22	CASH	Management Fees - Sep 22		2,456.55	-	-
19-10-22	CASH	WMP Fees - Hyperion - Sep 22		103.49	-	-
16-11-22	CASH	Management Fees - Oct 22		2,589.31	-	-
29-11-22	CASH	Mngd Fund Transaction Fees - Sep Oct 22		32.45	-	-
29-11-22	CASH	WMP Fees - Hyperion - Oct 22		103.41	-	-
15-12-22	CASH	Management Fees - Nov 22		2,701.56	-	-
15-12-22	CASH	WMP Fees - Hyperion - Nov 22		99.34	-	-
17-01-23	CASH	Management Fees - Dec 22		2,626.30	-	-
17-01-23	CASH	WMP Fees - Hyperion - Dec 22		99.43	-	-
15-02-23	CASH	Management Fees - Jan 23		2,765.90	-	-
16-02-23	CASH	WMP Fees - Hyperion - Jan 23		100.05	-	-
15-03-23	CASH	Mngd Fund Transaction Fees - Feb 23		97.35	-	-
15-03-23	CASH	Management Fees - Feb 23		2,702.18	-	-
15-03-23	CASH	WMP Fees - Hyperion - Feb 23		102.07	-	-
17-04-23	CASH	Management Fees - Mar 23		2,698.18	-	-
17-04-23	CASH	WMP Fees - Hyperion - Mar 23		115.13	-	-
16-05-23	CASH	Management Fees - Apr 23		2,769.40	-	-
17-05-23	CASH	WMP Fees - Hyperion - Apr 23		115.90	-	-
15-06-23	CASH	Management Fees - May 23		2,751.04	-	-
15-06-23	CASH	WMP Fees - Hyperion - May 23		124.67	-	-
				<b>33,108.97</b>		
<b>GST</b>						
08-07-22	CASH	GST on WMP Fees - Hyperion - Jun 22		9.72	-	-
15-07-22	CASH	GST on Management Fees - Jun 22		243.01	-	-
16-08-22	CASH	GST on Management Fees - Jul 22		259.94	-	-
31-08-22	CASH	GST on WMP Fees - Hyperion - Jul 22		10.48	-	-
15-09-22	CASH	GST on Management Fees - Aug 22		261.00	-	-
15-09-22	CASH	GST on WMP Fees - Hyperion - Aug 22		11.37	-	-
18-10-22	CASH	GST on Management Fees - Sep 22		245.66	-	-
19-10-22	CASH	GST on WMP Fees - Hyperion - Sep 22		10.35	-	-

\* The FX Rate at the dividend received date.



## Income & Expenses Summary

From 1 Jul 2022 to 30 Jun 2023

Your Account: Ikin Viviani SIF A/C  
Account Number: W1525486  
Your Adviser: Paul Bryant  
Branch: Brisbane  
Telephone: 07 3212 1012  
Email: Paul.Bryant@wilsonsadvisory.com.au

Date	Security Code	Security Description	FX* Rate	Amount	Imputation Credits	Withholding Taxes
16-11-22	CASH	GST on Management Fees - Oct 22		258.93	-	-
29-11-22	CASH	GST on WMP Fees - Hyperion - Oct 22		10.34	-	-
15-12-22	CASH	GST on Management Fees - Nov 22		270.16	-	-
15-12-22	CASH	GST on WMP Fees - Hyperion - Nov 22		9.39	-	-
17-01-23	CASH	GST on WMP Fees - Hyperion - Dec 22		9.25	-	-
17-01-23	CASH	GST on Management Fees - Dec 22		262.63	-	-
15-02-23	CASH	GST on Management Fees - Jan 23		276.59	-	-
16-02-23	CASH	GST on WMP Fees - Hyperion - Jan 23		9.31	-	-
15-03-23	CASH	GST on Management Fees - Feb 23		270.22	-	-
15-03-23	CASH	GST on WMP Fees - Hyperion - Feb 23		9.50	-	-
17-04-23	CASH	GST on Management Fees - Mar 23		269.82	-	-
17-04-23	CASH	GST on WMP Fees - Hyperion - Mar 23		10.70	-	-
16-05-23	CASH	GST on Management Fees - Apr 23		276.94	-	-
17-05-23	CASH	GST on WMP Fees - Hyperion - Apr 23		10.77	-	-
15-06-23	CASH	GST on Management Fees - May 23		275.10	-	-
15-06-23	CASH	GST on WMP Fees - Hyperion - May 23		11.59	-	-
				<b>3,292.77</b>		
				<b>36,401.74</b>		
				<b>57,558.06</b>	<b>26,553.04</b>	<b>246.84</b>

**Expense Total**

**Net Income**

### IMPORTANT NOTICE

Securities which have been held for less than 45 days may not be entitled to any imputation credits - please review those transactions.

\* The FX Rate at the dividend received date.

Account Number 06 7167 23009651

Statement Period 1 May 2022 - 31 Jul 2022

Closing Balance \$1,828.66 CR

Enquiries 13 2221



028

Ikin Viviani Superannuation Fund  
 20 BOONGARRY AVE  
 BLACKBURN VIC 3130



## Accelerator Cash Account

Name: IKIN VIVIANI PTY LTD ATF IKIN VIVIANI SU  
 PERANNUATION FUND

Note: Have you checked your statement today? It's easy to find out more information about each of your transactions by logging on to the CommBank App or NetBank. Should you have any questions on fees or see an error please contact us on the details above. Cheque proceeds are available when cleared.

The date of transactions shown here may be different on your other transaction lists (for example, the transaction list that appears on the CommBank app).

Date Transaction	Debit	Credit	Balance
01 May 2022 OPENING BALANCE			\$1,828.20 CR
01 May Credit Interest		0.15 PY	\$1,828.35 CR
01 Jun Credit Interest		0.16 PY	\$1,828.51 CR
01 Jul CREDIT INTEREST EARNED on this account to June 30, 2022 is \$84.49		0.15 ✓	\$1,828.66 CR
01 Jul Credit Interest			\$1,828.66 CR
31 Jul 2022 CLOSING BALANCE			
<b>Opening balance</b>	<b>-</b>	<b>Total debits</b>	<b>+ Total credits = Closing balance</b>
\$1,828.20 CR		Nil	\$0.46 \$1,828.66 CR

### Your Credit Interest Rate Summary

Date	Balance	Standard Credit Interest Rate (p.a.)
31 Jul	\$0.00 and over	0.30%

Note. Interest rates are effective as at the date shown but are subject to change.

\*# 17959.33559.1.1 ZZ258R3 0303MU.R3.S15.1.D212.L.V06.00.35



Statement 13 (Page 1 of 2)

Account Number 06 7167 23009651

Statement Period 1 Aug 2022 - 31 Oct 2022

Closing Balance \$1,830.81 CR

Enquiries 13 2221



028

Ikin Viviani Superannuation Fund  
 20 BOONGARRY AVE  
 BLACKBURN VIC 3130



## Accelerator Cash Account

Name: IKIN VIVIANI PTY LTD ATF IKIN VIVIANI SU  
 PERANNUATION FUND

Note: Have you checked your statement today? It's easy to find out more information about each of your transactions by logging on to the CommBank App or NetBank. Should you have any questions on fees or see an error please contact us on the details above. Cheque proceeds are available when cleared.

The date of transactions shown here may be different on your other transaction lists (for example, the transaction list that appears on the CommBank app).

Date	Transaction	Debit	Credit	Balance
01 Aug 2022	OPENING BALANCE			\$1,828.66 CR
01 Aug	Credit Interest		0.26 ✓	\$1,828.92 CR
01 Sep	Credit Interest		0.69 ✓	\$1,829.61 CR
01 Oct	Credit Interest		1.20 ✓	\$1,830.81 CR
31 Oct 2022	CLOSING BALANCE			\$1,830.81 CR
	<b>Opening balance</b>			
		<b>- Total debits</b>	<b>+ Total credits</b>	<b>= Closing balance</b>
	\$1,828.66 CR	Nil	\$2.15	\$1,830.81 CR

### Your Credit Interest Rate Summary

Date	Balance	Standard Credit Interest Rate (p.a.)
31 Oct	\$0.00 and over	1.10%

Note. Interest rates are effective as at the date shown but are subject to change.

Account Number 06 7167 23009651

Statement Period 1 Nov 2022 - 31 Jan 2023

Closing Balance \$1,836.26 CR

Enquiries 13 2221



028

Ikin Viviani Superannuation Fund  
 20 BOONGARRY AVE  
 BLACKBURN VIC 3130

## Accelerator Cash Account

Name: IKIN VIVIANI PTY LTD ATF IKIN VIVIANI SU  
 PERANNUATION FUND

Note: Have you checked your statement today? It's easy to find out more information about each of your transactions by logging on to the CommBank App or NetBank. Should you have any questions on fees or see an error please contact us on the details above. Cheque proceeds are available when cleared.

The date of transactions shown here may be different on your other transaction lists (for example, the transaction list that appears on the CommBank app).

Date	Transaction	Debit	Credit	Balance
01 Nov 2022	OPENING BALANCE			\$1,830.81 CR
01 Nov	Credit Interest		1.61 ✓	\$1,832.42 CR
01 Dec	Credit Interest		1.81 ✓	\$1,834.23 CR
01 Jan	Credit Interest		2.03 ✓	\$1,836.26 CR
31 Jan 2023	CLOSING BALANCE			\$1,836.26 CR

<b>Opening balance</b>	-	<b>Total debits</b>	+	<b>Total credits</b>	=	<b>Closing balance</b>
\$1,830.81 CR		Nil		\$5.45		\$1,836.26 CR

### Your Credit Interest Rate Summary

Date	Balance	Standard Credit Interest Rate (p.a.)
31 Jan	\$0.00 and over	1.35%

Note. Interest rates are effective as at the date shown but are subject to change.





Account Number 06 7167 23009651

Statement Period 1 Feb 2023 - 30 Apr 2023

Closing Balance \$1,842.68 CR

Enquiries 13 2221



028

Ikin Viviani Superannuation Fund  
 20 BOONGARRY AVE  
 BLACKBURN VIC 3130



## Accelerator Cash Account

Name: IKIN VIVIANI PTY LTD ATF IKIN VIVIANI SU  
 PERANNUATION FUND

Note: Have you checked your statement today? It's easy to find out more information about each of your transactions by logging on to the CommBank App or NetBank. Should you have any questions on fees or see an error please contact us on the details above. Cheque proceeds are available when cleared.

The date of transactions shown here may be different on your other transaction lists (for example, the transaction list that appears on the CommBank app).

Date	Transaction	Debit	Credit	Balance
01 Feb 2023	OPENING BALANCE			\$1,836.26 CR
01 Feb	Credit Interest		2.11 ✓	\$1,838.37 CR
01 Mar	Credit Interest		1.93 ✓	\$1,840.30 CR
01 Apr	Credit Interest		2.38 ✓	\$1,842.68 CR
30 Apr 2023	CLOSING BALANCE			\$1,842.68 CR
	<b>Opening balance</b>			
		<b>- Total debits</b>	<b>+ Total credits</b>	<b>= Closing balance</b>
	\$1,836.26 CR	Nil	\$6.42	\$1,842.68 CR

### Your Credit Interest Rate Summary

Date	Balance	Standard Credit Interest Rate (p.a.)
30 Apr	\$0.00 and over	1.60%

Note. Interest rates are effective as at the date shown but are subject to change.

Account Number 06 7167 23009651



028

Ikin Viviani Superannuation Fund  
 20 BOONGARRY AVE  
 BLACKBURN VIC 3130

Statement Period 1 May 2023 - 31 Jul 2023

Closing Balance \$1,850.53 CR

Enquiries 13 2221

## Accelerator Cash Account

Name: IKIN VIVIANI PTY LTD ATF IKIN VIVIANI SU  
 PERANNUATION FUND

Note: Have you checked your statement today? It's easy to find out more information about each of your transactions by logging on to the CommBank App or NetBank. Should you have any questions on fees or see an error please contact us on the details above. Cheque proceeds are available when cleared.

The date of transactions shown here may be different on your other transaction lists (for example, the transaction list that appears on the CommBank app).

Date	Transaction	Debit	Credit	Balance
01 May 2023	OPENING BALANCE			\$1,842.68 CR
01 May	Credit Interest		2.42 ✓	\$1,845.10 CR
01 Jun	Credit Interest		2.66 ✓	\$1,847.76 CR
01 Jul	CREDIT INTEREST EARNED on this account to June 30, 2023 is \$19.25			
01 Jul	Credit Interest		2.77 NY	\$1,850.53 CR
31 Jul 2023	CLOSING BALANCE			\$1,850.53 CR
	<b>Opening balance</b>			
		<b>- Total debits</b>	<b>+ Total credits</b>	<b>= Closing balance</b>
	\$1,842.68 CR	Nil	\$7.85	\$1,850.53 CR

### Your Credit Interest Rate Summary

Date	Balance	Standard Credit Interest Rate (p.a.)
31 Jul	\$0.00 and over	1.90%

Note. Interest rates are effective as at the date shown but are subject to change.

\*\* 18225.35098.1.1 ZZ258R3 0303MUJ.R3.S151.D212.L.V06.00.36



# PREMIUM CASH MANAGEMENT STATEMENT

STATEMENT NUMBER 183  
18 JULY 2022 TO 18 AUGUST 2022

028/817



THE TRUSTEE  
IKIN VIVIANI SUPERANNUATION FUND  
1/20 BOONGARRY AVE  
BLACKBURN VIC 3130

## WELCOME TO YOUR ANZ ACCOUNT AT A GLANCE

### Account Details

IKIN VIVIANI PTY LTD  
ACN 125069767 AS TRUSTEE FOR  
IKIN VIVIANI SUPERANNUATION FUND

### Branch Number (BSB)

013-328

### Account Number

4892-39614

### Account Descriptor

SUPER FUND CMA

Opening Balance:

**\$ 64,553.57**

Total Deposits:

**\$ 2.50**


Total Withdrawals:

**\$ 17,297.00**

Closing Balance:

**\$ 47,259.07**

231RSP903A034457\_MU22\_002



489299614\_01385 E-817 S-1631 I-3261

### NEED TO GET IN TOUCH?



**ANZ Internet Banking**  
anz.com

OR



**Enquiries: 13 13 14**  
**Lost/Stolen Cards: 1800 033 844**

# PREMIUM CASH MANAGEMENT STATEMENT

Account Number 4892-39614

## Transaction Details

Please retain this statement for taxation purposes

Date	Transaction Details	Withdrawals (\$)	Deposits (\$)	Balance (\$)
<b>2022</b>				
<b>18 JUL</b>	<b>OPENING BALANCE</b>			<b>64,553.57</b>
26 JUL	<b>ANZ INTERNET BANKING BPAY</b> TAX OFFICE PAYMENT {992640}	10,000.00		54,553.57
27 JUL	<b>ANZ INTERNET BANKING BPAY</b> TAX OFFICE PAYMENT {577261}	7,297.00		47,256.57
29 JUL	<b>CREDIT INTEREST PAID</b>		2.50	47,259.07
	<b>TOTALS AT END OF PAGE</b>	<b>\$17,297.00</b>	<b>\$2.50</b>	
	<b>TOTALS AT END OF PERIOD</b>	<b>\$17,297.00</b>	<b>\$2.50</b>	<b>\$47,259.07</b>

### This Statement Includes

Interest earned on deposits	\$2.50
-----------------------------	--------

## IMPORTANT INFORMATION

**PLEASE CHECK THE ENTRIES AND CALL 13 13 14 REGARDING ANY ERRORS ON THIS STATEMENT.**

All entries generated are subject to authorisation and verification, and if necessary, adjustments will appear on a later statement.

Further information in relation to this product (including details of benefits or fees and charges) is available on request and you can access this information by reviewing the Terms and Conditions, and Fees and Charges brochures which can be found at [anz.com](http://anz.com) or by calling **13 13 14**.

If you have a complaint about an ANZ product or service, please contact us and we will try to resolve the issue as quickly as possible. Our customer complaints guide is available at <https://www.anz.com.au/support/contact-us/compliments-suggestions-complaints/>, alternatively you may wish to:

- Call**
- General enquiries **13 13 14**
- us:**
- If you're overseas **+61 3 9683 9999**
  - ANZ Complaint Resolution Team on **1800 805 154**
  - If you're deaf, hard of hearing and/or have a speech impairment, call **133 677** or visit the **National Relay Service** at: <https://nrschat.nrsca.gov.au/nrs/internetrelay>

**Write** ANZ Complaint Resolution Team  
**to us:** Locked Bag 4050,  
South Melbourne VIC 3205  
or **ANZ online complaints form:**  
<https://www.anz.com.au/support/contact-us/compliments-suggestions-complaints/feedback/>

**Visit** At your nearest ANZ branch.  
**us:** If you have a Relationship Manager, please feel free to contact them.

If an issue has not been resolved to your satisfaction, you can lodge a complaint with the Australian Financial Complaints Authority (**AFCA**). AFCA provides fair and independent financial services complaint resolution that is free to consumers.

**Call:** **1800 931 678** (free call within Australia), or **+61 1800 931 678** (International)  
**Online:** Email: [info@afca.org.au](mailto:info@afca.org.au)  
Web: [www.afca.org.au](http://www.afca.org.au)

**Write Australian Financial Complaints Authority Limited**  
**to:** GPO Box 3,  
Melbourne VIC 3001



# PREMIUM CASH MANAGEMENT STATEMENT

STATEMENT NUMBER 184  
18 AUGUST 2022 TO 16 SEPTEMBER 2022

028/609



THE TRUSTEE  
IKIN VIVIANI SUPERANNUATION FUND  
1/20 BOONGARRY AVE  
BLACKBURN VIC 3130

## WELCOME TO YOUR ANZ ACCOUNT AT A GLANCE

### Account Details

IKIN VIVIANI PTY LTD  
ACN 125069767 AS TRUSTEE FOR  
IKIN VIVIANI SUPERANNUATION FUND

### Branch Number (BSB)

013-328

### Account Number

4892-39614

### Account Descriptor

SUPER FUND CMA

Opening Balance:

\$ **47,259.07**

Total Deposits:

\$ **2.14**


Total Withdrawals:

\$ **0.00**

Closing Balance:

\$ **47,261.21**

260RSP903A03945\_MU22\_008



489239614\_05643

E-609 S-1233 I-2465

### NEED TO GET IN TOUCH?



**ANZ Internet Banking**  
anz.com

OR



**Enquiries: 13 13 14**  
**Lost/Stolen Cards: 1800 033 844**

# PREMIUM CASH MANAGEMENT STATEMENT

Account Number 4892-39614

## Transaction Details

Please retain this statement for taxation purposes

Date	Transaction Details	Withdrawals (\$)	Deposits (\$)	Balance (\$)
<b>2022</b>				
<b>18 AUG</b>	<b>OPENING BALANCE</b>			<b>47,259.07</b>
<b>31 AUG</b>	<b>CREDIT INTEREST PAID</b>		2.14	47,261.21
	<b>TOTALS AT END OF PAGE</b>	<b>\$0.00</b>	<b>\$2.14</b>	
	<b>TOTALS AT END OF PERIOD</b>	<b>\$0.00</b>	<b>\$2.14</b>	<b>\$47,261.21</b>

### This Statement Includes

Interest earned on deposits	\$2.14
-----------------------------	--------

## IMPORTANT INFORMATION

**PLEASE CHECK THE ENTRIES AND CALL 13 13 14 REGARDING ANY ERRORS ON THIS STATEMENT.**

All entries generated are subject to authorisation and verification, and if necessary, adjustments will appear on a later statement.

Further information in relation to this product (including details of benefits or fees and charges) is available on request and you can access this information by reviewing the Terms and Conditions, and Fees and Charges brochures which can be found at [anz.com](http://anz.com) or by calling **13 13 14**.

If you have a complaint about an ANZ product or service, please contact us and we will try to resolve the issue as quickly as possible. Our customer complaints guide is available at <https://www.anz.com.au/support/contact-us/compliments-suggestions-complaints/>, alternatively you may wish to:

- Call**
- General enquiries **13 13 14**
  - If you're overseas **+61 3 9683 9999**
  - ANZ Complaint Resolution Team on **1800 805 154**
  - If you're deaf, hard of hearing and/or have a speech impairment, call **133 677** or visit the **National Relay Service** at: <https://nrschat.nrs.call.gov.au/nrs/internetrelay>

**Write** ANZ Complaint Resolution Team  
**to us:** Locked Bag 4050,  
South Melbourne VIC 3205  
or **ANZ online complaints form:**

<https://www.anz.com.au/support/contact-us/compliments-suggestions-complaints/feedback/>

**Visit** At your nearest ANZ branch.  
**us:** If you have a Relationship Manager, please feel free to contact them.

If an issue has not been resolved to your satisfaction, you can lodge a complaint with the Australian Financial Complaints Authority (AFCA). AFCA provides fair and independent financial services complaint resolution that is free to consumers.

**Call:** **1800 931 678** (free call within Australia), or **+61 1800 931 678** (International)  
**Online:** Email: [info@afca.org.au](mailto:info@afca.org.au)  
Web: [www.afca.org.au](http://www.afca.org.au)

**Write** **Australian Financial Complaints Authority Limited**  
**to:** GPO Box 3,  
Melbourne VIC 3001



# PREMIUM CASH MANAGEMENT STATEMENT

STATEMENT NUMBER 185  
16 SEPTEMBER 2022 TO 18 OCTOBER 2022

026/881



THE TRUSTEE  
IKIN VIVIANI SUPERANNUATION FUND  
1/20 BOONGARRY AVE  
BLACKBURN VIC 3130

## WELCOME TO YOUR ANZ ACCOUNT AT A GLANCE

### Account Details

IKIN VIVIANI PTY LTD  
ACN 125069767 AS TRUSTEE FOR  
IKIN VIVIANI SUPERANNUATION FUND

### Branch Number (BSB)

013-328

### Account Number

4892-39614

### Account Descriptor

SUPER FUND CMA

### Opening Balance:

**\$47,261.21**

### Total Deposits:

**\$1.94**

### Total Withdrawals:

**\$0.00**

### Closing Balance:

**\$47,263.15**

## NEED TO GET IN TOUCH?




**ANZ Internet Banking**  
anz.com

OR



**Enquiries: 13 13 14**  
**Lost/Stolen Cards: 1800 033 844**



# PREMIUM CASH MANAGEMENT STATEMENT

Account Number 4892-39614

## Transaction Details

Please retain this statement for taxation purposes

Date	Transaction Details	Withdrawals (\$)	Deposits (\$)	Balance (\$)
<b>2022</b>				
<b>16 SEP</b>	<b>OPENING BALANCE</b>			<b>47,261.21</b>
<b>30 SEP</b>	<b>CREDIT INTEREST PAID</b>		1.94 <sub>v</sub>	47,263.15
	<b>TOTALS AT END OF PAGE</b>	<b>\$0.00</b>	<b>\$1.94</b>	
	<b>TOTALS AT END OF PERIOD</b>	<b>\$0.00</b>	<b>\$1.94</b>	<b>\$47,263.15</b>

This Statement Includes

Interest earned on deposits	\$1.94
-----------------------------	--------

## IMPORTANT INFORMATION

PLEASE CHECK THE ENTRIES AND CALL 13 13 14 REGARDING ANY ERRORS ON THIS STATEMENT.

All entries generated are subject to authorisation and verification, and if necessary, adjustments will appear on a later statement.

Further information in relation to this product (including details of benefits or fees and charges) is available on request and you can access this information by reviewing the Terms and Conditions, and Fees and Charges brochures which can be found at [anz.com](http://anz.com) or by calling 13 13 14.

If you have a complaint about an ANZ product or service, please contact us and we will try to resolve the issue as quickly as possible. Our customer complaints guide is available at <https://www.anz.com.au/support/contact-us/compliments-suggestions-complaints/>, alternatively you may wish to:

- Call**
- General enquiries **13 13 14**
  - If you're overseas **+61 3 9683 9999**
  - ANZ Complaint Resolution Team on **1800 805 154**
  - If you're deaf, hard of hearing and/or have a speech impairment, call **133 677** or visit the **National Relay Service** at: <https://nrschat.nrs.gov.au/nrs/internetrelay>

**Write to us:** ANZ Complaint Resolution Team  
Locked Bag 4050,  
South Melbourne VIC 3205  
or **ANZ online complaints form:**

<https://www.anz.com.au/support/contact-us/compliments-suggestions-complaints/feedback/>

**Visit us:** At your nearest ANZ branch.  
If you have a Relationship Manager, please feel free to contact them.

If an issue has not been resolved to your satisfaction, you can lodge a complaint with the Australian Financial Complaints Authority (AFCA). AFCA provides fair and independent financial services complaint resolution that is free to consumers.

**Call:** 1800 931 678 (free call within Australia), or +61 1800 931 678 (International)  
**Write Australian Financial Complaints Authority Limited to:** GPO Box 3, Melbourne VIC 3001  
**Online:** Email: [info@afca.org.au](mailto:info@afca.org.au)  
Web: [www.afca.org.au](http://www.afca.org.au)





# PREMIUM CASH MANAGEMENT STATEMENT

STATEMENT NUMBER 186

18 OCTOBER 2022 TO 16 NOVEMBER 2022

028/643



THE TRUSTEE  
IKIN VIVIANI SUPERANNUATION FUND  
1/20 BOONGARRY AVE  
BLACKBURN VIC 3130

## WELCOME TO YOUR ANZ ACCOUNT AT A GLANCE

### Account Details

IKIN VIVIANI PTY LTD  
ACN 125069767 AS TRUSTEE FOR  
IKIN VIVIANI SUPERANNUATION FUND

### Branch Number (BSB)

013-328

### Account Number

4892-39614

### Account Descriptor

SUPER FUND CMA

### Opening Balance:

**\$47,263.15**

### Total Deposits:

**\$1.98**

### Total Withdrawals:

**\$4,838.00**

### Closing Balance:

**\$42,427.13**

323RPF903A044945\_MU22\_006



489239614\_03591 E-649 S-1341 I-2881

## NEED TO GET IN TOUCH?



**ANZ Internet Banking**  
anz.com

OR



**Enquiries: 13 13 14**  
**Lost/Stolen Cards: 1800 033 844**

# PREMIUM CASH MANAGEMENT STATEMENT

Account Number 4892-39614

## Transaction Details

Please retain this statement for taxation purposes

Date	Transaction Details	Withdrawals (\$)	Deposits (\$)	Balance (\$)
<b>2022</b>				
<b>18 OCT</b>	<b>OPENING BALANCE</b>			<b>47,263.15</b>
27 OCT	<b>ANZ INTERNET BANKING BPAY</b> TAX OFFICE PAYMENT {610818}	4,838.00 ✓		42,425.15
31 OCT	<b>CREDIT INTEREST PAID</b>		1.98 ✓	42,427.13
	<b>TOTALS AT END OF PAGE</b>	<b>\$4,838.00</b>	<b>\$1.98</b>	
	<b>TOTALS AT END OF PERIOD</b>	<b>\$4,838.00</b>	<b>\$1.98</b>	<b>\$42,427.13</b>

This Statement Includes

Interest earned on deposits	\$1.98
-----------------------------	--------

## IMPORTANT INFORMATION

PLEASE CHECK THE ENTRIES AND CALL 13 13 14 REGARDING ANY ERRORS ON THIS STATEMENT

All entries generated are subject to authorisation and verification, and if necessary, adjustments will appear on a later statement.

Further information in relation to this product (including details of benefits or fees and charges) is available on request and you can access this information by reviewing the Terms and Conditions, and Fees and Charges brochures which can be found at [anz.com](http://anz.com) or by calling 13 13 14.

If you have a complaint about an ANZ product or service, please contact us and we will try to resolve the issue as quickly as possible. Our customer complaints guide is available at <https://www.anz.com.au/support/contact-us/compliments-suggestions-complaints/>, alternatively you may wish to:

- Call**
- General enquiries **13 13 14**
  - us:** • If you're overseas **+61 3 9683 9999**
  - ANZ Complaint Resolution Team on **1800 805 154**
  - If you're deaf, hard of hearing and/or have a speech impairment, call **133 677** or visit the **National Relay Service** at:  
<https://nrschat.nrsccall.gov.au/nrs/internetrelay>

**Write** ANZ Complaint Resolution Team  
**to us:** Locked Bag 4050,  
South Melbourne VIC 3205  
or **ANZ online complaints form:**  
<https://www.anz.com.au/support/contact-us/compliments-suggestions-complaints/feedback/>

**Visit** At your nearest ANZ branch.  
**us:** If you have a Relationship Manager, please feel free to contact them.

If an issue has not been resolved to your satisfaction, you can lodge a complaint with the Australian Financial Complaints Authority (AFCA). AFCA provides fair and independent financial services complaint resolution that is free to consumers.

**Call:** 1800 931 678 (free call within Australia),  
or +61 1800 931 678 (International)  
**Online:** Email: [info@afca.org.au](mailto:info@afca.org.au)  
Web: [www.afca.org.au](http://www.afca.org.au)

**Write** Australian Financial Complaints Authority Limited  
**to:** GPO Box 3,  
Melbourne VIC 3001



# PREMIUM CASH MANAGEMENT STATEMENT

STATEMENT NUMBER 187  
18 NOVEMBER 2022 TO 16 DECEMBER 2022

028/470



THE TRUSTEE  
IKIN VIVIANI SUPERANNUATION FUND  
1/20 BOONGARRY AVE  
BLACKBURN VIC 3130

## WELCOME TO YOUR ANZ ACCOUNT AT A GLANCE

### Account Details

IKIN VIVIANI PTY LTD  
ACN 125069767 AS TRUSTEE FOR  
IKIN VIVIANI SUPERANNUATION FUND

### Branch Number (BSB)

013-328

### Account Number

4892-39614

### Account Descriptor

SUPER FUND CMA

### Opening Balance:

\$**42,427.13**

### Total Deposits:

\$**1.74**

### Total Withdrawals:

\$**0.00**

### Closing Balance:

\$**42,428.87**

## NEED TO GET IN TOUCH?



**ANZ Internet Banking**  
anz.com

OR



**Enquiries: 13 13 14**  
**Lost/Stolen Cards: 1800 033 844**

# PREMIUM CASH MANAGEMENT STATEMENT

Account Number 4892-39614

## Transaction Details

Please retain this statement for taxation purposes

Date	Transaction Details	Withdrawals (\$)	Deposits (\$)	Balance (\$)
<b>2022</b>				
<b>18 NOV</b>	<b>OPENING BALANCE</b>			<b>42,427.13</b>
<b>30 NOV</b>	<b>CREDIT INTEREST PAID</b>		1.74 /	42,428.87
	<b>TOTALS AT END OF PAGE</b>	<b>\$0.00</b>	<b>\$1.74</b>	
	<b>TOTALS AT END OF PERIOD</b>	<b>\$0.00</b>	<b>\$1.74</b>	<b>\$42,428.87</b>

### This Statement Includes

Interest earned on deposits	\$1.74
-----------------------------	--------

## IMPORTANT INFORMATION

**PLEASE CHECK THE ENTRIES AND CALL 13 13 14 REGARDING ANY ERRORS ON THIS STATEMENT.**

All entries generated are subject to authorisation and verification, and if necessary, adjustments will appear on a later statement.

Further information in relation to this product (including details of benefits or fees and charges) is available on request and you can access this information by reviewing the Terms and Conditions, and Fees and Charges brochures which can be found at [anz.com](http://anz.com) or by calling **13 13 14**.

If you have a complaint about an ANZ product or service, please contact us and we will try to resolve the issue as quickly as possible. Our customer complaints guide is available at <https://www.anz.com.au/support/contact-us/compliments-suggestions-complaints/>, alternatively you may wish to:

- Call us:**
- General enquiries **13 13 14**
  - If you're overseas **+61 3 9683 9999**
  - ANZ Complaint Resolution Team on **1800 805 154**
  - If you're deaf, hard of hearing and/or have a speech impairment, call **133 677** or visit the **National Relay Service** at: <https://nrschat.nrsccall.gov.au/nrs/internetrelay>

**Write to us:** ANZ Complaint Resolution Team  
Locked Bag 4050,  
South Melbourne VIC 3205  
or **ANZ online complaints form:**  
<https://www.anz.com.au/support/contact-us/compliments-suggestions-complaints/feedback/>

**Visit us:** At your nearest ANZ branch.  
If you have a Relationship Manager, please feel free to contact them.

If an issue has not been resolved to your satisfaction, you can lodge a complaint with the Australian Financial Complaints Authority (**AFCA**). AFCA provides fair and independent financial services complaint resolution that is free to consumers.

**Call:** **1800 931 678** (free call within Australia), or **+61 1800 931 678** (International)  
**Online:** Email: [info@afca.org.au](mailto:info@afca.org.au)  
Web: [www.afca.org.au](http://www.afca.org.au)

**Write to:** **Australian Financial Complaints Authority Limited**  
GPO Box 3,  
Melbourne VIC 3001



# PREMIUM CASH MANAGEMENT STATEMENT

STATEMENT NUMBER 188  
16 DECEMBER 2022 TO 18 JANUARY 2023

028/1079



THE TRUSTEE  
IKIN VIVIANI SUPERANNUATION FUND  
1/20 BOONGARRY AVE  
BLACKBURN VIC 3130

## WELCOME TO YOUR ANZ ACCOUNT AT A GLANCE

### Account Details

IKIN VIVIANI PTY LTD  
ACN 125069767 AS TRUSTEE FOR  
IKIN VIVIANI SUPERANNUATION FUND

### Branch Number (BSB)

013-328

### Account Number

4892-39614

### Account Descriptor

SUPER FUND CMA

### Opening Balance:

**\$42,428.87**

### Total Deposits:

**\$1.75**


### Total Withdrawals:

**\$0.00**

### Closing Balance:

**\$42,430.62**

019RSP903A034419\_MU23\_002



489239614\_00895 E-1079 S-2211 1-4421

## NEED TO GET IN TOUCH?



**ANZ Internet Banking**  
anz.com

OR



**Enquiries: 13 13 14**  
**Lost/Stolen Cards: 1800 033 844**

# PREMIUM CASH MANAGEMENT STATEMENT

Account Number 4892-39614

## Transaction Details

Please retain this statement for taxation purposes

Date	Transaction Details	Withdrawals (\$)	Deposits (\$)	Balance (\$)
<b>2022</b>				
16 DEC	<b>OPENING BALANCE</b>			<b>42,428.87</b>
30 DEC	<b>CREDIT INTEREST PAID</b>		1.75	42,430.62
	<b>TOTALS AT END OF PAGE</b>	<b>\$0.00</b>	<b>\$1.75</b>	
	<b>TOTALS AT END OF PERIOD</b>	<b>\$0.00</b>	<b>\$1.75</b>	<b>\$42,430.62</b>

## This Statement Includes

Interest earned on deposits	\$1.75
-----------------------------	--------

## IMPORTANT INFORMATION

PLEASE CHECK THE ENTRIES AND CALL 13 13 14 REGARDING ANY ERRORS ON THIS STATEMENT.

All entries generated are subject to authorisation and verification, and if necessary, adjustments will appear on a later statement.

Further information in relation to this product (including details of benefits or fees and charges) is available on request and you can access this information by reviewing the Terms and Conditions, and Fees and Charges brochures which can be found at [anz.com](http://anz.com) or by calling 13 13 14.

If you have a complaint about an ANZ product or service, please contact us and we will try to resolve the issue as quickly as possible. Our customer complaints guide is available at <https://www.anz.com.au/support/contact-us/compliments-suggestions-complaints/>, alternatively you may wish to:

- Call**
- General enquiries **13 13 14**
  - If you're overseas **+61 3 9683 9999**
  - ANZ Complaint Resolution Team on **1800 805 154**
  - If you're deaf, hard of hearing and/or have a speech impairment, call **133 677** or visit the **National Relay Service** at: <https://nrschat.nrsccall.gov.au/nrs/internetrelay>

**Write to us:** ANZ Complaint Resolution Team  
Locked Bag 4050,  
South Melbourne VIC 3205  
or **ANZ online complaints form:**  
<https://www.anz.com.au/support/contact-us/compliments-suggestions-complaints/feedback/>

**Visit us:** At your nearest ANZ branch.  
If you have a Relationship Manager, please feel free to contact them.

If an issue has not been resolved to your satisfaction, you can lodge a complaint with the Australian Financial Complaints Authority (AFCA). AFCA provides fair and independent financial services complaint resolution that is free to consumers.

**Call:** 1800 931 678 (free call within Australia),  
or +61 1800 931 678 (International)

**Online:** Email: [info@afca.org.au](mailto:info@afca.org.au)  
Web: [www.afca.org.au](http://www.afca.org.au)

**Write to:** Australian Financial Complaints Authority Limited  
GPO Box 3,  
Melbourne VIC 3001



# PREMIUM CASH MANAGEMENT STATEMENT

STATEMENT NUMBER 189

18 JANUARY 2023 TO 17 FEBRUARY 2023

028/503



THE TRUSTEE  
IKIN VIVIANI SUPERANNUATION FUND  
1/20 BOONGARRY AVE  
BLACKBURN VIC 3130

## WELCOME TO YOUR ANZ ACCOUNT AT A GLANCE

### Account Details

IKIN VIVIANI PTY LTD  
ACN 125069767 AS TRUSTEE FOR  
IKIN VIVIANI SUPERANNUATION FUND

### Branch Number (BSB)

013-328

### Account Number

4892-39614

### Account Descriptor

SUPER FUND CMA

### Opening Balance:

**\$42,430.62**

### Total Deposits:

**\$1.86**

### Total Withdrawals:

**\$3,153.70**

### Closing Balance:

**\$39,278.78**

## NEED TO GET IN TOUCH?



**ANZ Internet Banking**  
anz.com

OR



**Enquiries: 13 13 14**  
**Lost/Stolen Cards: 1800 033 844**

0489RSP903A042418\_MU23\_006



489239614\_05783 E-503 S-1031 I-2061

# PREMIUM CASH MANAGEMENT STATEMENT

Account Number 4892-39614

## Transaction Details

Please retain this statement for taxation purposes

Date	Transaction Details	Withdrawals (\$)	Deposits (\$)	Balance (\$)
<b>2023</b>				
<b>18 JAN</b>	<b>OPENING BALANCE</b>			<b>42,430.62</b>
<b>31 JAN</b>	<b>CREDIT INTEREST PAID</b>		1.86 ✓	42,432.48
<b>13 FEB</b>	<b>ANZ INTERNET BANKING PAYMENT 268182</b> TO WALKER PARTNERS EFFECTIVE DATE 11 FEB 2023	3,153.70 ✓		39,278.78
	<b>TOTALS AT END OF PAGE</b>	<b>\$3,153.70</b>	<b>\$1.86</b>	
	<b>TOTALS AT END OF PERIOD</b>	<b>\$3,153.70</b>	<b>\$1.86</b>	<b>\$39,278.78</b>

### This Statement Includes

Interest earned on deposits	\$1.86
-----------------------------	--------

## IMPORTANT INFORMATION

### PLEASE CHECK THE ENTRIES AND CALL 13 13 14 REGARDING ANY ERRORS ON THIS STATEMENT.

All entries generated are subject to authorisation and verification, and if necessary, adjustments will appear on a later statement.

Further information in relation to this product (including details of benefits or fees and charges) is available on request and you can access this information by reviewing the Terms and Conditions, and Fees and Charges brochures which can be found at [anz.com](http://anz.com) or by calling **13 13 14**.

If you have a complaint about an ANZ product or service, please contact us and we will try to resolve the issue as quickly as possible. Our customer complaints guide is available at <https://www.anz.com.au/support/contact-us/compliments-suggestions-complaints/>, alternatively you may wish to:

- Call us:**
- General enquiries **13 13 14**
  - If you're overseas **+61 3 9683 9999**
  - ANZ Complaint Resolution Team on **1800 805 154**
  - If you're deaf, hard of hearing and/or have a speech impairment, call **133 677** or visit the **National Relay Service** at: <https://nrschat.nrsccall.gov.au/nrs/internetrelay>

**Write to us:** ANZ Complaint Resolution Team  
Locked Bag 4050,  
South Melbourne VIC 3205  
or **ANZ online complaints form:**

<https://www.anz.com.au/support/contact-us/compliments-suggestions-complaints/feedback/>

**Visit us:** At your nearest ANZ branch.  
If you have a Relationship Manager, please feel free to contact them.

If an issue has not been resolved to your satisfaction, you can lodge a complaint with the Australian Financial Complaints Authority (AFCA). AFCA provides fair and independent financial services complaint resolution that is free to consumers.

**Call:** **1800 931 678** (free call within Australia), or **+61 1800 931 678** (International)  
**Online:** Email: [info@afca.org.au](mailto:info@afca.org.au)  
Web: [www.afca.org.au](http://www.afca.org.au)

**Write to:** **Australian Financial Complaints Authority Limited**  
GPO Box 3,  
Melbourne VIC 3001





# PREMIUM CASH MANAGEMENT STATEMENT

STATEMENT NUMBER 190  
17 FEBRUARY 2023 TO 17 MARCH 2023

028/210



THE TRUSTEE  
IKIN VIVIANI SUPERANNUATION FUND  
1/20 BOONGARRY AVE  
BLACKBURN VIC 3130

## WELCOME TO YOUR ANZ ACCOUNT AT A GLANCE

### Account Details

IKIN VIVIANI PTY LTD  
ACN 125069767 AS TRUSTEE FOR  
IKIN VIVIANI SUPERANNUATION FUND

### Branch Number (BSB)

013-328

### Account Number

4892-39614

### Account Descriptor

SUPER FUND CMA

### Opening Balance:

\$ **39,278.78**

### Total Deposits:

\$ **1.54**

### Total Withdrawals:

\$ **4,838.00**

### Closing Balance:

\$ **34,442.32**

## NEED TO GET IN TOUCH?




**ANZ Internet Banking**  
anz.com

OR



**Enquiries: 13 13 14**  
**Lost/Stolen Cards: 1800 033 844**



# PREMIUM CASH MANAGEMENT STATEMENT

Account Number 4892-39614

## Transaction Details

Please retain this statement for taxation purposes

Date	Transaction Details	Withdrawals (\$)	Deposits (\$)	Balance (\$)
<b>2023</b>				
<b>17 FEB</b>	<b>OPENING BALANCE</b>			<b>39,278.78</b>
27 FEB	<b>ANZ INTERNET BANKING BPAY</b> TAX OFFICE PAYMENT {753654} EFFECTIVE DATE 26 FEB 2023	4,838.00 ✓		34,440.78
28 FEB	<b>CREDIT INTEREST PAID</b>		1.54 ✓	34,442.32
	<b>TOTALS AT END OF PAGE</b>	<b>\$4,838.00</b>	<b>\$1.54</b>	
	<b>TOTALS AT END OF PERIOD</b>	<b>\$4,838.00</b>	<b>\$1.54</b>	<b>\$34,442.32</b>

### This Statement Includes

Interest earned on deposits	\$1.54
-----------------------------	--------

## IMPORTANT INFORMATION

### PLEASE CHECK THE ENTRIES AND CALL 13 13 14 REGARDING ANY ERRORS ON THIS STATEMENT.

All entries generated are subject to authorisation and verification, and if necessary, adjustments will appear on a later statement.

Further information in relation to this product (including details of benefits or fees and charges) is available on request and you can access this information by reviewing the Terms and Conditions, and Fees and Charges brochures which can be found at [anz.com](http://anz.com) or by calling **13 13 14**.

If you have a complaint about an ANZ product or service, please contact us and we will try to resolve the issue as quickly as possible. Our customer complaints guide is available at <https://www.anz.com.au/support/contact-us/compliments-suggestions-complaints/>, alternatively you may wish to:

- Call**
- General enquiries **13 13 14**
  - If you're overseas **+61 3 9683 9999**
  - ANZ Complaint Resolution Team on **1800 805 154**
  - If you're deaf, hard of hearing and/or have a speech impairment, call **133 677** or visit the **National Relay Service** at: <https://nrschat.nrsccall.gov.au/nrs/internetrelay>

**Write to us:** ANZ Complaint Resolution Team  
Locked Bag 4050,  
South Melbourne VIC 3205  
or **ANZ online complaints form:**  
<https://www.anz.com.au/support/contact-us/compliments-suggestions-complaints/feedback/>

**Visit us:** At your nearest ANZ branch.  
If you have a Relationship Manager, please feel free to contact them.

If an issue has not been resolved to your satisfaction, you can lodge a complaint with the Australian Financial Complaints Authority (AFCA). AFCA provides fair and independent financial services complaint resolution that is free to consumers.

**Call:** **1800 931 678** (free call within Australia), or **+61 1800 931 678** (International)  
**Online:** Email: [info@afca.org.au](mailto:info@afca.org.au)  
Web: [www.afca.org.au](http://www.afca.org.au)

**Write to:** **Australian Financial Complaints Authority Limited**  
GPO Box 3,  
Melbourne VIC 3001



# PREMIUM CASH MANAGEMENT STATEMENT

STATEMENT NUMBER 191  
17 MARCH 2023 TO 18 APRIL 2023

028/910



THE TRUSTEE  
IKIN VIVIANI SUPERANNUATION FUND  
1/20 BOONGARRY AVE  
BLACKBURN VIC 3130

## WELCOME TO YOUR ANZ ACCOUNT AT A GLANCE

### Account Details

IKIN VIVIANI PTY LTD  
ACN 125069767 AS TRUSTEE FOR  
IKIN VIVIANI SUPERANNUATION FUND

### Branch Number (BSB)

013-328

### Account Number

4892-39614

### Account Descriptor

SUPER FUND CMA

### Opening Balance:

\$34,442.32

### Total Deposits:

\$1.46

### Total Withdrawals:

\$0.00

### Closing Balance:

\$34,443.78

109RSP903A032919\_MU23\_002



489239614\_02233 E-910 S-1835 1-3669

## NEED TO GET IN TOUCH?



ANZ Internet Banking  
anz.com

OR



Enquiries: 13 13 14  
Lost/Stolen Cards: 1800 033 844

8

# PREMIUM CASH MANAGEMENT STATEMENT

Account Number 4892-39614

## Transaction Details

Please retain this statement for taxation purposes

Date	Transaction Details	Withdrawals (\$)	Deposits (\$)	Balance (\$)
<b>2023</b>				
<b>17 MAR</b>	<b>OPENING BALANCE</b>			<b>34,442.32</b>
<b>31 MAR</b>	<b>CREDIT INTEREST PAID</b>		1.46 ✓	34,443.78
	<b>TOTALS AT END OF PAGE</b>	<b>\$0.00</b>	<b>\$1.46</b>	
	<b>TOTALS AT END OF PERIOD</b>	<b>\$0.00</b>	<b>\$1.46</b>	<b>\$34,443.78</b>

### This Statement Includes

Interest earned on deposits	\$1.46
-----------------------------	--------

## IMPORTANT INFORMATION

### PLEASE CHECK THE ENTRIES AND CALL 13 13 14 REGARDING ANY ERRORS ON THIS STATEMENT.

All entries generated are subject to authorisation and verification, and if necessary, adjustments will appear on a later statement.

Further information in relation to this product (including details of benefits or fees and charges) is available on request and you can access this information by reviewing the Terms and Conditions, and Fees and Charges brochures which can be found at [anz.com](http://anz.com) or by calling 13 13 14.

If you have a complaint about an ANZ product or service, please contact us and we will try to resolve the issue as quickly as possible. Our customer complaints guide is available at <https://www.anz.com.au/support/contact-us/compliments-suggestions-complaints/>, alternatively you may wish to:

- Call us:**
- General enquiries **13 13 14**
  - If you're overseas **+61 3 9683 9999**
  - ANZ Complaint Resolution Team on **1800 805 154**
  - If you're deaf, hard of hearing and/or have a speech impairment, call **133 677** or visit the **National Relay Service** at: <https://nrschat.nrscall.gov.au/nrs/internetrelay>

**Write to us:** ANZ Complaint Resolution Team  
Locked Bag 4050,  
South Melbourne VIC 3205  
or **ANZ online complaints form:**

<https://www.anz.com.au/support/contact-us/compliments-suggestions-complaints/feedback/>

**Visit us:** At your nearest ANZ branch.  
If you have a Relationship Manager, please feel free to contact them.

If an issue has not been resolved to your satisfaction, you can lodge a complaint with the Australian Financial Complaints Authority (AFCA). AFCA provides fair and independent financial services complaint resolution that is free to consumers.

**Call:** **1800 931 678** (free call within Australia),  
or **+61 1800 931 678** (International)

**Online:** Email: [info@afca.org.au](mailto:info@afca.org.au)  
Web: [www.afca.org.au](http://www.afca.org.au)

**Write to:** **Australian Financial Complaints Authority Limited**  
GPO Box 3,  
Melbourne VIC 3001



# PREMIUM CASH MANAGEMENT STATEMENT

STATEMENT NUMBER 192

18 APRIL 2023 TO 18 MAY 2023

028/1174



THE TRUSTEE  
IKIN VIVIANI SUPERANNUATION FUND  
1/20 BOONGARRY AVE  
BLACKBURN VIC 3130

## WELCOME TO YOUR ANZ ACCOUNT AT A GLANCE

### Account Details

IKIN VIVIANI PTY LTD  
ACN 125069767 AS TRUSTEE FOR  
IKIN VIVIANI SUPERANNUATION FUND

### Branch Number (BSB)

013-328

### Account Number

4892-39614

### Account Descriptor

SUPER FUND CMA

### Opening Balance:

**\$34,443.78**

### Total Deposits:

**\$14,079.55**

### Total Withdrawals:

**\$4,838.00**

### Closing Balance:

**\$43,685.33**

## NEED TO GET IN TOUCH?



**ANZ Internet Banking**  
anz.com

OR



**Enquiries: 13 13 14**  
**Lost/Stolen Cards: 1800 033 844**



# PREMIUM CASH MANAGEMENT STATEMENT

Account Number 4892-39614

## Transaction Details

Please retain this statement for taxation purposes

Date	Transaction Details	Withdrawals (\$)	Deposits (\$)	Balance (\$)
<b>2023</b>				
<b>18 APR</b>	<b>OPENING BALANCE</b>			<b>34,443.78</b>
26 APR	<b>ANZ INTERNET BANKING BPAY</b> TAX OFFICE PAYMENT {241977}	4,838.00		29,605.78
28 APR	<b>CREDIT INTEREST PAID</b>		1.31	29,607.09
18 MAY	<b>TRANSFER</b> FROM ATO ATO001100017439890		14,078.24	43,685.33
	<b>TOTALS AT END OF PAGE</b>	<b>\$4,838.00</b>	<b>\$14,079.55</b>	
	<b>TOTALS AT END OF PERIOD</b>	<b>\$4,838.00</b>	<b>\$14,079.55</b>	<b>\$43,685.33</b>

### This Statement Includes

Interest earned on deposits	\$1.31
-----------------------------	--------

## IMPORTANT INFORMATION

**PLEASE CHECK THE ENTRIES AND CALL 13 13 14 REGARDING ANY ERRORS ON THIS STATEMENT.**

All entries generated are subject to authorisation and verification, and if necessary, adjustments will appear on a later statement.

Further information in relation to this product (including details of benefits or fees and charges) is available on request and you can access this information by reviewing the Terms and Conditions, and Fees and Charges brochures which can be found at [anz.com](http://anz.com) or by calling **13 13 14**.

If you have a complaint about an ANZ product or service, please contact us and we will try to resolve the issue as quickly as possible. Our customer complaints guide is available at <https://www.anz.com.au/support/contact-us/compliments-suggestions-complaints/>, alternatively you may wish to:

- Call**
- General enquiries **13 13 14**
- us:**
- If you're overseas **+61 3 9683 9999**
  - ANZ Complaint Resolution Team on **1800 805 154**
  - If you're deaf, hard of hearing and/or have a speech impairment, call **133 677** or visit the **National Relay Service** at: <https://nrschat.nrsccall.gov.au/nrs/internetrelay>

**Write** ANZ Complaint Resolution Team  
**to us:** Locked Bag 4050,  
South Melbourne VIC 3205  
or **ANZ online complaints form:**  
<https://www.anz.com.au/support/contact-us/compliments-suggestions-complaints/feedback/>

**Visit** At your nearest ANZ branch.  
**us:** If you have a Relationship Manager,  
please feel free to contact them.

If an issue has not been resolved to your satisfaction, you can lodge a complaint with the Australian Financial Complaints Authority (AFCA). AFCA provides fair and independent financial services complaint resolution that is free to consumers.

**Call:** **1800 931 678** (free call within Australia), or **+61 1800 931 678** (International)  
**Online:** Email: [info@afca.org.au](mailto:info@afca.org.au)  
Web: [www.afca.org.au](http://www.afca.org.au)

**Write Australian Financial Complaints Authority Limited**  
**to:** GPO Box 3,  
Melbourne VIC 3001



# PREMIUM CASH MANAGEMENT STATEMENT

STATEMENT NUMBER 193  
18 MAY 2023 TO 16 JUNE 2023

028/133



THE TRUSTEE  
IKIN VIVIANI SUPERANNUATION FUND  
1/20 BOONGARRY AVE  
BLACKBURN VIC 3130

## WELCOME TO YOUR ANZ ACCOUNT AT A GLANCE

### Account Details

IKIN VIVIANI PTY LTD  
ACN 125069767 AS TRUSTEE FOR  
IKIN VIVIANI SUPERANNUATION FUND

### Branch Number (BSB)

013-328

### Account Number

4892-39614

### Account Descriptor

SUPER FUND CMA

### Opening Balance:

\$ **43,685.33**

### Total Deposits:

\$ **1.59**


### Total Withdrawals:

\$ **191.00**

### Closing Balance:

\$ **43,495.92**

168RSP903A022715\_MU23\_008



1 6 7 1 3 0 0 1 3 3 0 1

489239614\_07840 E-133 S-282 I-563

## NEED TO GET IN TOUCH?



**ANZ Internet Banking**  
anz.com

OR



**Enquiries: 13 13 14**  
**Lost/Stolen Cards: 1800 033 844**

# PREMIUM CASH MANAGEMENT STATEMENT

Account Number 4892-39614

## Transaction Details

Please retain this statement for taxation purposes

Date	Transaction Details	Withdrawals (\$)	Deposits (\$)	Balance (\$)
<b>2023</b>				
<b>18 MAY</b>	<b>OPENING BALANCE</b>			<b>43,685.33</b>
19 MAY	ANZ INTERNET BANKING BPAY ASIC {297102}	59.00 ✓		43,626.33
31 MAY	CREDIT INTEREST PAID		1.59 ✓	43,627.92
08 JUN	ANZ MOBILE BANKING PAYMENT 721103 TO WALKER PARTNERS	132.00 ✓		43,495.92
	<b>TOTALS AT END OF PAGE</b>	<b>\$191.00</b>	<b>\$1.59</b>	
	<b>TOTALS AT END OF PERIOD</b>	<b>\$191.00</b>	<b>\$1.59</b>	<b>\$43,495.92</b>

This Statement Includes

Interest earned on deposits	\$1.59
-----------------------------	--------

## IMPORTANT INFORMATION

PLEASE CHECK THE ENTRIES AND CALL 13 13 14 REGARDING ANY ERRORS ON THIS STATEMENT.

All entries generated are subject to authorisation and verification, and if necessary, adjustments will appear on a later statement.

Further information in relation to this product (including details of benefits or fees and charges) is available on request and you can access this information by reviewing the Terms and Conditions, and Fees and Charges brochures which can be found at [anz.com](http://anz.com) or by calling 13 13 14.

If you have a complaint about an ANZ product or service, please contact us and we will try to resolve the issue as quickly as possible. Our customer complaints guide is available at <https://www.anz.com.au/support/contact-us/compliments-suggestions-complaints/>, alternatively you may wish to:

- Call us:**
- General enquiries **13 13 14**
  - If you're overseas **+61 3 9683 9999**
  - ANZ Complaint Resolution Team on **1800 805 154**
  - If you're deaf, hard of hearing and/or have a speech impairment, call **133 677** or visit the **National Relay Service** at: <https://nrschat.nrscall.gov.au/nrs/internetrelay>

**Write to us:** ANZ Complaint Resolution Team  
Locked Bag 4050,  
South Melbourne VIC 3205  
or **ANZ online complaints form:**  
<https://www.anz.com.au/support/contact-us/compliments-suggestions-complaints/feedback/>

**Visit us:** At your nearest ANZ branch.  
If you have a Relationship Manager, please feel free to contact them.

If an issue has not been resolved to your satisfaction, you can lodge a complaint with the Australian Financial Complaints Authority (AFCA). AFCA provides fair and independent financial services complaint resolution that is free to consumers.

**Call:** 1800 931 678 (free call within Australia), or +61 1800 931 678 (International)  
**Write to:** Australian Financial Complaints Authority Limited  
GPO Box 3,  
Melbourne VIC 3001  
**Online:** Email: [info@afca.org.au](mailto:info@afca.org.au)  
Web: [www.afca.org.au](http://www.afca.org.au)





# PREMIUM CASH MANAGEMENT STATEMENT

STATEMENT NUMBER 194

16 JUNE 2023 TO 18 JULY 2023

028/981



THE TRUSTEE  
IKIN VIVIANI SUPERANNUATION FUND  
1/20 BOONGARRY AVE  
BLACKBURN VIC 3130

## WELCOME TO YOUR ANZ ACCOUNT AT A GLANCE

### Account Details

IKIN VIVIANI PTY LTD  
ACN 125069767 AS TRUSTEE FOR  
IKIN VIVIANI SUPERANNUATION FUND

### Branch Number (BSB)

013-328

### Account Number

4892-39614

### Account Descriptor

SUPER FUND CMA

Opening Balance:

**\$43,495.92**

Total Deposits:

**\$1.78**

Total Withdrawals:

**\$0.00**

Closing Balance:

**\$43,497.70**

## NEED TO GET IN TOUCH?



**ANZ Internet Banking**  
anz.com

OR



**Enquiries: 13 13 14**  
**Lost/Stolen Cards: 1800 033 844**



# PREMIUM CASH MANAGEMENT STATEMENT

Account Number 4892-39614

## Transaction Details

Please retain this statement for taxation purposes

Date	Transaction Details	Withdrawals (\$)	Deposits (\$)	Balance (\$)
<b>2023</b>				
<b>16 JUN</b>	<b>OPENING BALANCE</b>			<b>43,495.92</b>
<b>30 JUN</b>	<b>CREDIT INTEREST PAID</b>		1.78 ✓	43,497.70
	<b>TOTALS AT END OF PAGE</b>	<b>\$0.00</b>	<b>\$1.78</b>	
	<b>TOTALS AT END OF PERIOD</b>	<b>\$0.00</b>	<b>\$1.78</b>	<b>\$43,497.70</b>

### This Statement Includes

Interest earned on deposits	\$1.78
-----------------------------	--------

### Yearly Summary

Previous Year to 30/06/2023 (\$)

Interest earned on deposits	21.59
-----------------------------	-------

### We're introducing BPAY® daily limits in ANZ Phone Banking

We'll soon be making changes to ANZ Phone Banking to introduce a daily limit for BPAY® payments. For more information about making payments online and the different limits available, visit [www.anz.com/support/make-payments](http://www.anz.com/support/make-payments)

## Audit Trail

As at 30 June 2023

Date	Account Number	Cash/ Journal	Batch	Details	Debit \$	Credit \$
1/07/2022	290 0002	C	12	misc rebate	0.01	-
1/07/2022	300 0001	C	23	misc rebate	-	0.01
22/07/2022	290 0002	C	10	SD	11,289.13	-
22/07/2022	300 0001	C	22	SD	-	11,289.13
18/05/2023	290 0001	C	3	tax	-	17,732.76
18/05/2023	801 0019	C	24	super levy	259.00	-
18/05/2023	450 0009	C	25	ato	17,473.76	-
19/05/2023	290 0001	C	5	ASIC	-	59.00
19/05/2023	825 0003	C	17	ASIC	59.00	-
8/06/2023	290 0001	C	2	walkers	-	3,285.70
8/06/2023	801 0011	C	21	walkers	3,285.70	-
30/06/2023	290 0001	C	4	interest	21.59	-
30/06/2023	290 0003	C	6	interest	19.25	-
30/06/2023	290 0002	C	7	WMP fees	-	36,401.74
30/06/2023	290 0002	C	8	SD 2 treasury bond settle 04/07/23	49,669.15	-
30/06/2023	290 0002	C	9	SD 1	-	7,072.42
30/06/2023	290 0002	C	11	S Units 937854.6915	973,253.72	-
30/06/2023	290 0002	C	13	misc rcap	0.50	-
30/06/2023	290 0002	C	14	Dist Trust	13,417.78	-
30/06/2023	290 0002	C	15	B Units 957846.0515	-	952,359.86
30/06/2023	290 0002	C	16	A Dist Non Trust	80,295.19	-
30/06/2023	690 0001	C	19	interest	-	21.59
30/06/2023	690 0003	C	20	interest	-	19.25
30/06/2023	802 0007	C	26	WMP fees	36,401.74	-
30/06/2023	500 0001	C	27	SD 2 treasury bond settle 04/07/23	-	49,669.15
30/06/2023	300 0001	C	28	SD 1	7,072.42	-
30/06/2023	636 0001	C	29	misc rcap	-	0.50
30/06/2023	226 0001	C	30	S Units 937854.6915	-	973,253.72
30/06/2023	226 0001	C	31	B Units 957846.0515	952,359.86	-
30/06/2023	626 0001	C	32	A Dist Non Trust	-	80,295.19
30/06/2023	626 0001	C	33	Dist Trust	-	13,417.78
30/06/2023	860 0004	J	1	Current year tax expense	(12,329.21)	-
30/06/2023	450 0009	J	1	Current year tax expense	-	(12,329.21)
30/06/2023	860 0008	J	1	Deferred tax expense	45,387.19	-
30/06/2023	450 0006	J	1	Provision for deferred tax	-	45,387.19
30/06/2023	226 0001	J	1	Realised market movement	33,135.96	-
30/06/2023	226 0001	J	1	Unrealised market movement	374,565.53	-
30/06/2023	785 0007	J	1	Realised market movement - Other Investmen	-	33,135.96
30/06/2023	780 0007	J	1	Unrealised market movement - Other Investm	-	374,565.53

Transactions that have been reconciled to each other within the Master Clearing Account in the selected report period have not been included in this report.