

Financial Report

for the year ended
30 June 2022

NATOLI Super Fund




g.w. o.w.

Statement of Financial Position

As at 30 June 2022

	Note	2022	2021
		\$	\$
Assets			
Investments			
Managed Investments & ETFs	2	190,228.92	203,544.83
Total Investments		<u>190,228.92</u>	<u>203,544.83</u>
Other Assets			
Distributions Receivable		0.00	14,702.44
Macq *8686		9,597.56	0.00
Total Other Assets		<u>9,597.56</u>	<u>14,702.44</u>
Total Assets		<u>199,826.48</u>	<u>218,247.27</u>
Less:			
Liabilities			
Income Tax Payable		288.00	1,579.42
Total Liabilities		<u>288.00</u>	<u>1,579.42</u>
Net assets available to pay benefits		<u>199,538.48</u>	<u>216,667.85</u>
Represented by:			
Liability for accrued benefits allocated to members' accounts	4		
Winsley, Oliver - Accumulation		76,075.79	82,567.13
Winsley, Natasha - Accumulation		123,462.69	134,100.72
Total Liability for accrued benefits allocated to members' accounts		<u>199,538.48</u>	<u>216,667.85</u>



Operating Statement

For the year ended 30 June 2022

	Note	2022 \$	2021 \$
Income			
Investment Income			
Trust Distributions		5,611.66	14,702.44
Interest Received		0.98	0.00
Transfers In		13,000.00	200,000.00
Total Income		<u>18,612.64</u>	<u>214,702.44</u>
Expenses			
Accountancy Fees		855.00	0.00
ATO Supervisory Levy		518.00	0.00
Auditor's Remuneration		395.00	0.00
ASIC Fees		56.00	0.00
		<u>1,824.00</u>	<u>0.00</u>
Investment Losses			
Changes in Market Values			
Unrealised Movements in Market Value		33,630.01	(3,544.83)
Total Expenses		<u>35,454.01</u>	<u>(3,544.83)</u>
Benefits accrued as a result of operations before income tax		<u>(16,841.37)</u>	<u>218,247.27</u>
Income Tax Expense		288.00	1,579.42
Benefits accrued as a result of operations		<u>(17,129.37)</u>	<u>216,667.85</u>



Note 1: Summary of Significant Accounting Policies

The trustees have prepared the financial statements on the basis that the Superannuation Fund is not a reporting entity because it is not publicly accountable and is not required by law or governing document to prepare financial statements that comply with Australian Accounting Standards. The financial statements are therefore special purpose financial statements that have been prepared in order to meet the requirements of the Superannuation Industry (Supervision) Act 1993 and associated Regulations, the trust deed of the Fund and the needs of members.

The financial statements have been prepared on a cash basis and are based on historical costs, except for investments which have been measured at market value.

The following significant accounting policies, which are consistent with the policies applied in the previous period unless otherwise stated, have been adopted in the preparation of the financial statements.

The financial statements were authorised for issue by the Director(s).

a. Measurement of Investments

The Fund initially recognises:

- (i) an investment when it controls the future economic benefits expected to flow from the asset. For financial assets, the trade date is considered to be the date on which control of the future economic benefits attributable to the asset passes to the Fund; and
- (ii) a financial liability on the date it becomes a party to the contractual provisions of the instrument.

Investments of the Fund have been measured at market value, which refers to the amount that a willing buyer could reasonably be expected to pay to acquire an asset from a willing seller if the following assumptions were made:

- that the buyer and the seller deal with each other at arm's length in relation to the sale;
- that the sale occurred after proper marketing of the asset; and
- that the buyer and the seller acted knowledgeably and prudentially in relation to the sale.

Market value has been determined as follows:

- (i) shares and other securities listed on the Australian Securities Exchange by reference to the relevant market quotations at the end of the reporting period;
- (ii) units in managed funds by reference to the unit redemption price at the end of the reporting period;
- (iii) fixed-interest securities by reference to the redemption price at the end of the reporting period;
- (iv) unlisted investments are stated at trustees' assessment based on estimated market value at balance date or where necessary, an external valuer's opinion; and
- (v) investment properties at the trustees' assessment of the market value or where necessary a qualified independent valuer's opinion at the end of reporting period.

Financial liabilities, such as trade creditors and other payables, are measured at the gross value of the outstanding balance at the end of the reporting period. The trustees have determined that the gross values of the Fund's financial liabilities is equivalent to their market values. Any remeasurement changes in the gross values of non-current financial liabilities (including liabilities for members' accrued benefits) are recognised in the operating statement in the periods in which they occur.

b. Cash and Cash Equivalents

Cash and cash equivalents include cash on hand and at call, deposits with banks and short-term, highly liquid investments that are readily convertible to cash and subject to an insignificant risk of change in value.

c. Revenue

Revenue is recognised to the extent that it is probable that the economic benefits will flow to the Fund and the revenue can be reliably measured. Revenue is recognised at the fair value of the consideration received or receivable.



Interest revenue

Interest revenue is recognised in respect of fixed-interest securities, and cash and cash equivalent balances. Interest revenue is recognised upon receipt.

Dividend revenue

Dividend revenue is recognised when the dividend has been paid or, in the case of dividend reinvestment schemes, when the dividend is credited to the benefit of the fund.

Rental revenue

Rental revenue arising from operating leases on investment properties is recognised upon receipt.

Distribution revenue

Distributions from unit trusts and managed funds are recognised as at the date the unit value is quoted ex-distribution and if not received at the end of the reporting period, are reflected in the statement of financial position as a receivable at market value.

Remeasurement changes in market values

Remeasurement changes in the market values of assets are recognised as income and determined as the difference between the market value at year-end or consideration received (if sold during the year) and the market value as at the prior year-end or cost (if acquired during the period).

Contributions

Contributions and transfers in are recognised when the control and the benefits from the revenue have been attained and are recorded by the Fund, gross of any taxes, in the period to which they relate.

d. Liability for Accrued Benefits

The liability for accrued benefits represents the Fund's present obligation to pay benefits to members and beneficiaries, and has been calculated as the difference between the carrying amount of the assets and the carrying amount of the other payables and income tax liabilities as at the end of the reporting period.

e. Critical Accounting Estimates and Judgements

The preparation of financial statements requires the trustees to make judgements, estimates and assumptions that affect the application of accounting policies and the reported amounts of assets and liabilities, income and expenses. Actual results may differ from these estimates.

Estimates and underlying assumptions are reviewed on an ongoing basis. Revisions to accounting estimates are recognised in the period in which the estimate is revised and in any future period affected.

Note 2: Managed Investments & ETFs

	2022 \$	2021 \$
1851 Emerging Companies Fund	190,228.92	203,544.83
	190,228.92	203,544.83

Note 3: Banks and Term Deposits

	2022 \$	2021 \$
Banks		



Notes to the Financial Statements

For the year ended 30 June 2022

Macq *8686	9,597.56	0.00
	<hr/>	<hr/>
	9,597.56	0.00
	<hr/>	<hr/>

Note 4: Liability for Accrued Benefits

	2022	2021
	\$	\$
Liability for accrued benefits at beginning of year	216,667.85	0.00
Benefits accrued as a result of operations	(17,129.37)	216,667.85
Current year member movements	0.00	0.00
	<hr/>	<hr/>
Liability for accrued benefits at end of year	199,538.48	216,667.85
	<hr/>	<hr/>

Note 5: Subsequent Event - COVID-19

The Coronavirus (Covid-19) pandemic is expected to cause material decline in the market value of the fund investments. The trustees are aware of the uncertainty surrounding the global markets during this time and the effects it will have on the value of the fund investments after the reporting date.



Trustees Declaration

The directors of the trustee company have determined that the fund is not a reporting entity and that this special purpose financial statements should be prepared in accordance with the accounting policies described in Note 1 to the financial statements.

In the opinion of the directors of the trustee company:

- (i) the financial statements and notes to the financial statements for the year ended 30 June 2022 present fairly, in all material respects, the financial position of the superannuation fund at 30 June 2022 and the results of its operations for the year then ended in accordance with the accounting policies described in Note 1 to the financial statements;
- (ii) the financial statements and notes to the financial statements have been prepared in accordance with the requirements of the trust deed; and
- (iii) the operation of the superannuation fund has been carried out in accordance with its trust deed and in compliance with the requirements of the Superannuation Industry (Supervision) Act 1993 and associated Regulations during the year ended 30 June 2022.

Signed in accordance with a resolution of the directors of the trustee company by:

.....
Natasha Winsley
Winsley Investments Pty Ltd
Director

.....
Oliver Winsley
Winsley Investments Pty Ltd
Director

DATED:

NW OW

Statement of Taxable Income

For the year ended 30 June 2022

	2022
	\$
Benefits accrued as a result of operations	(16,841.37)
Less	
Non Taxable Transfer In	13,000.00
Accounting Trust Distributions	5,611.66
	<u>18,611.66</u>
Add	
Decrease in MV of investments	33,630.01
Net Capital Gains	3,745.00
	<u>37,375.01</u>
SMSF Annual Return Rounding	(1.98)
Taxable Income or Loss	<u>1,920.00</u>
Income Tax on Taxable Income or Loss	<u>288.00</u>
CURRENT TAX OR REFUND	<u>288.00</u>
Supervisory Levy	<u>259.00</u>
AMOUNT DUE OR REFUNDABLE	<u>547.00</u>



NATOLI Super Fund

Members Statement



Oliver James Edwin Winsley
19 Valentia Avenue
Lugarno, New South Wales, 2210, Australia

Your Details

Date of Birth : Provided
Age: 37
Tax File Number: Provided
Date Joined Fund: 22/01/2021
Service Period Start Date: 01/04/2003
Date Left Fund:
Member Code: WINOLI00001A
Account Start Date: 22/01/2021
Account Phase: Accumulation Phase
Account Description: Accumulation

Nominated Beneficiaries: N/A
Nomination Type: N/A
Vested Benefits: 76,075.79
Total Death Benefit: 76,075.79

Your Balance

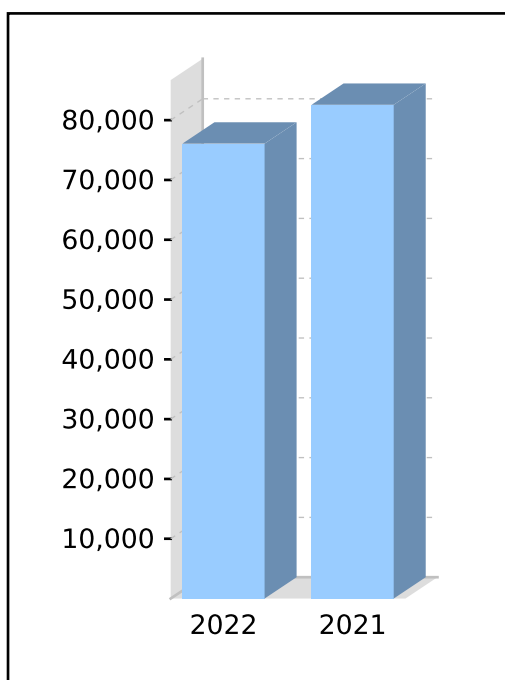
Total Benefits 76,075.79

Preservation Components

Preserved 76,075.79
Unrestricted Non Preserved
Restricted Non Preserved

Tax Components

Tax Free
Taxable 76,075.79



Your Detailed Account Summary

	This Year	Last Year
Opening balance at 01/07/2021	82,567.13	
<u>Increases to Member account during the period</u>		
Employer Contributions		
Personal Contributions (Concessional)		
Personal Contributions (Non Concessional)		
Government Co-Contributions		
Other Contributions		
Proceeds of Insurance Policies		
Transfers In	5,000.00	76,000.00
Net Earnings	(11,381.50)	7,473.90
Internal Transfer In		
<u>Decreases to Member account during the period</u>		
Pensions Paid		
Contributions Tax		
Income Tax	109.84	906.77
No TFN Excess Contributions Tax		
Excess Contributions Tax		
Refund Excess Contributions		
Division 293 Tax		
Insurance Policy Premiums Paid		
Management Fees		
Member Expenses		
Benefits Paid/Transfers Out		
Superannuation Surcharge Tax		
Internal Transfer Out		
Closing balance at 30/06/2022	76,075.79	82,567.13

q.w. o.w.

NATOLI Super Fund

Members Statement



Natasha Carly Winsley
19 Valentia Avenue
Lugarno, New South Wales, 2210, Australia

Your Details

Date of Birth : Provided
Age: 39
Tax File Number: Provided
Date Joined Fund: 22/01/2021
Service Period Start Date: 06/11/1997
Date Left Fund:
Member Code: WINNAT00001A
Account Start Date: 22/01/2021
Account Phase: Accumulation Phase
Account Description: Accumulation

Nominated Beneficiaries: N/A
Nomination Type: N/A
Vested Benefits: 123,462.69
Total Death Benefit: 123,462.69

Your Balance

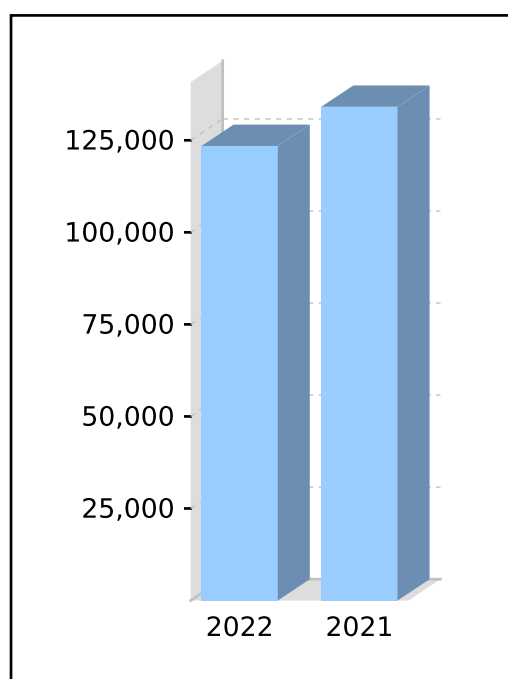
Total Benefits 123,462.69

Preservation Components

Preserved 123,462.69
Unrestricted Non Preserved
Restricted Non Preserved

Tax Components

Tax Free
Taxable 123,462.69



Your Detailed Account Summary

	This Year	Last Year
Opening balance at 01/07/2021	134,100.72	
<u>Increases to Member account during the period</u>		
Employer Contributions		
Personal Contributions (Concessional)		
Personal Contributions (Non Concessional)		
Government Co-Contributions		
Other Contributions		
Proceeds of Insurance Policies		
Transfers In	8,000.00	124,000.00
Net Earnings	(18,459.87)	11,495.40
Internal Transfer In		
<u>Decreases to Member account during the period</u>		
Pensions Paid		
Contributions Tax		
Income Tax	178.16	1,394.68
No TFN Excess Contributions Tax		
Excess Contributions Tax		
Refund Excess Contributions		
Division 293 Tax		
Insurance Policy Premiums Paid		
Management Fees		
Member Expenses		
Benefits Paid/Transfers Out		
Superannuation Surcharge Tax		
Internal Transfer Out		
Closing balance at 30/06/2022	123,462.69	134,100.72

g.w. c.w.

NATOLI Super Fund

Members Summary

As at 30 June 2022



Opening Balances	Increases				Decreases						Closing Balance
	Contributions	Transfers In	Net Earnings	Insurance Proceeds	Pensions Paid	Contributions Tax	Taxes Paid	Benefits Paid/ Transfers Out	Insurance Premiums	Member Expenses	
Oliver James Edwin Winsley (Age: 37)											
WINOLI00001A - Accumulation											
82,567.13		5,000.00	(11,381.50)				109.84				76,075.79
82,567.13		5,000.00	(11,381.50)				109.84				76,075.79
Natasha Carly Winsley (Age: 39)											
WINNAT00001A - Accumulation											
134,100.72		8,000.00	(18,459.87)				178.16				123,462.69
134,100.72		8,000.00	(18,459.87)				178.16				123,462.69
216,667.85		13,000.00	(29,841.37)				288.00				199,538.48

g.w. c.w.

NATOLI Super Fund

Investment Summary Report

As at 30 June 2022



Investment	Units	Market Price	Market Value	Average Cost	Accounting Cost	Unrealised Gain/(Loss)	Gain/(Loss)%	Portfolio Weight%
Cash/Bank Accounts								
Macq *8686		9,597.560000	9,597.56	9,597.56	9,597.56			4.80 %
			9,597.56		9,597.56			4.80 %
Managed Investments & ETFs								
PIM5565AU 1851 Emerging Companies Fund	164,515.19	1.156300	190,228.92	1.34	220,314.10	(30,085.18)	(13.66) %	95.20 %
			190,228.92		220,314.10	(30,085.18)	(13.66) %	95.20 %
			199,826.48		229,911.66	(30,085.18)	(13.09) %	100.00 %

g.w. c.w.

Investment Income Report

As at 30 June 2022



Investment	Total Income	Franked	Unfranked	Interest/ Other	Franking Credits	Foreign Income	Foreign Credits * 1	Assessable Income (Excl. Capital Gains) * 2	TFN Credits	Other Deductions	Distributed Capital Gains	Non- Assessable Payments
Bank Accounts												
Macq *8686	0.98			0.98	0.00	0.00	0.00	0.98			0.00	0.00
	0.98			0.98	0.00	0.00	0.00	0.98			0.00	0.00
Managed Investments & ETFs												
PIM5565AU 1851 Emerging Companies Fund	5,611.66				0.00	0.00	0.00	0.00		0.00	5,611.65	0.01
	5,611.66				0.00	0.00	0.00	0.00		0.00	5,611.65	0.01
	5,612.64			0.98	0.00	0.00	0.00	0.98		0.00	5,611.65	0.01

Assessable Income (Excl. Capital Gains) **0.98**Net Capital Gain **3,744.86****Total Assessable Income 3,745.84**

* 1 Includes foreign credits from foreign capital gains.

* 2 Assessable Income in the SMSF Annual Return will be different as capital gains and losses from disposals of assets have not been included.

For a breakdown of Distributed Capital Gains and Non-Assessable Payments refer to Distributions Reconciliation Report.

Document electronically signed



www.fusesign.com

Document Details

Document ID	60a72373-c5d4-4036-b6e1-97da5d031cfc
Document Bundle ID	c526809d-f218-4818-931f-b19519311701
Uploaded to FuseSign	2023-02-28 16:02 +10:00
FuseSign subscriber	Green Frog Super
Initiator email	support@greenfrogsuper.com.au
Signed by	Natasha Winsley (n.sindicich@icloud.com +61 xxxxxxx 870), Oliver Winsley (owinsley@icloud.com +61 xxxxxxx 007)
System finalisation	2023-02-28 20:19 +10:00
Verify URL	https://app.fuse.work/fusesign/verify/60a72373-c5d4-4036-b6e1-97da5d031cfc

Document Signers

Signer 1

Name Natasha Winsley
Email n.sindicich@icloud.com
Mobile +61 xxxxxxx 870
IP Address 110.150.55.254
Verification Mode SMS Code


CLARION-000-408-WATTS-INDUSTRIAL

Signer 2

Name Oliver Winsley
Email owinsley@icloud.com
Mobile +61 xxxxxxx 007
IP Address 110.150.55.254
Verification Mode SMS Code


11008716-200F-482C-A77F-9A82418F8E07

DOCUMENT AUDIT LOG

DATE TIME	USER	TRANSACTION
2023-02-28 16:02 +10:00	SUPPORT@GREENFROGSUPER.COM.AU	DOCUMENT BUNDLE CREATED BY KAREN BARNES (SUPPORT@GREENFROGSUPER.COM.AU) (SOURCE IP ADDRESS: 120.88.174.97)
2023-02-28 16:02 +10:00	SYSTEM	EMAILS SENT TO: N.SINDICICH@ICLOUD.COM (6 DOCUMENTS - 4 ACTIONS) OWINSLEY@ICLOUD.COM (6 DOCUMENTS - 4 ACTIONS) SMSS SENT TO: NATASHA WINSLEY - +61 XXXXXXX 870 (6 DOCUMENTS - 4 ACTIONS) OLIVER WINSLEY - +61 XXXXXXX 007 (6 DOCUMENTS - 4 ACTIONS)
2023-02-28 16:03 +10:00	OLIVER WINSLEY	SMS VERIFICATION REQUESTED TO MOBILE ENDING IN 007
2023-02-28 16:03 +10:00	OLIVER WINSLEY	CODE ENTERED AND VERIFIED
2023-02-28 16:03 +10:00	OLIVER WINSLEY	LINK OPENED FROM IP 110.150.55.254
2023-02-28 16:04 +10:00	OLIVER WINSLEY	DOCUMENT SIGNED: 2022 FINANCIAL STATEMENTS
2023-02-28 16:04 +10:00	OLIVER WINSLEY	OLIVER WINSLEY HAS COMPLETED BUNDLE C526809D-F218-4818-931F-B19519311701
2023-02-28 20:17 +10:00	NATASHA WINSLEY	SMS VERIFICATION REQUESTED TO MOBILE ENDING IN 870
2023-02-28 20:18 +10:00	NATASHA WINSLEY	CODE ENTERED AND VERIFIED
2023-02-28 20:18 +10:00	NATASHA WINSLEY	LINK OPENED FROM IP 110.150.55.254
2023-02-28 20:18 +10:00	NATASHA WINSLEY	DOCUMENT SIGNED: 2022 FINANCIAL STATEMENTS
2023-02-28 20:18 +10:00	NATASHA WINSLEY	NATASHA WINSLEY HAS COMPLETED BUNDLE C526809D-F218-4818-931F-B19519311701
2023-02-28 20:19 +10:00	SYSTEM	FINALISING DOCUMENT (60A72373-C5D4-4036-B6E1-97DA5D031CFC)

More Information

For more information on electronic signatures and to validate this document was signed by the parties listed above, please visit www.fusesign.com