



# CLIENT ACCOUNTING CHECKLIST

## SUPER FUND

Client Name: The Evans Superannuation Fund Period Ended: 30 June 2017  
 Client Code: \_\_\_\_\_ Accountant: Melinda Timms

GENERAL INDEX	WP Ref	N/A	Completed	Reviewed
Points Carried Forward	1			
Financial Statements	2		✓	ML
Depreciation Schedule	3		✓	ML
Income Tax Return	4		✓	ML
Members Annual Statements	5		✓	ML
Section 290-170 Notices	6			
Investment Strategy	7			
Minutes	8		✓	ML
Trial Balance	9		✓	ML
Review Notes	10			
Query Sheet	11			

Description	WP Ref	N/A	Completed	Reviewed
Bank Reconciliations	12		✓	ML
Trust Tax Statements	13			
Dividend Statements	14			
Capital Gains Tax Reports - BGL	15			
End of Period Closing Figures - Cash on Hand, Debtors and Creditors	16		✓	ML
GST - Complete Worksheet - Note Variances	17		✓	ML
Other Source Documents	18		✓	ML
Tax Reconciliation	19		✓	ML
General Ledger	20		✓	ML
Create Entries Report	21		✓	ML
Tax Agent Portal Reports	22		✓	ML
Market Value of Investments	23			
Actuarial Certificate	24			
Pension Documents	25			
ETP Roll-In Documents	26			
Rental Property Summary	27			
LRBA Documentation	28			
	29			

Completed By: <u>MLT</u>	Date: <u>25/05/2021</u>
Reviewed By: <u>[Signature]</u>	Date: <u>29/05/2021</u>

---

Financial statements and reports for the year ended  
30 June 2017

The Evans Superannuation Fund

---

Prepared for: Equity Expectations Pty Ltd

# **The Evans Superannuation Fund**

## **Reports Index**

---

Detailed Statement of Financial Position

Detailed Operating Statement

Investment Summary

Investment Summary with Market Movement

Trustees Declaration

Compilation Report

Members Summary

Members Statement

Trustee Minute / Resolution

Trial Balance

General Ledger

Create Entries

Statement of Taxable Income

The Evans Superannuation Fund

**Detailed Statement of Financial Position**

As at 30 June 2017

	Note	2017 \$	2016 \$
<b>Assets</b>			
<b>Investments</b>			
Water Scheme & Dam Works (Murrays Bridge)	2		
Water Scheme & Dam Works (Murrays Bridge)		17,500.00	0.00
Real Estate Properties ( Australian - Residential)	3		
Capital Works Write Off		(15,248.00)	(11,720.00)
Murrays Bridge		787,500.00	787,500.00
<b>Total Investments</b>		<u>789,752.00</u>	<u>775,780.00</u>
<b>Other Assets</b>			
Bank Accounts	4		
Commonwealth Bank Direct Investment Account		23,294.29	13,351.24
Macquarie Cash Management Account		508.97	506.62
Sundry Debtors		721.95	22.68
GST Refundable		1,257.97	0.00
Income Tax Refundable		0.00	669.90
<b>Total Other Assets</b>		<u>25,783.18</u>	<u>14,550.44</u>
<b>Total Assets</b>		<u>815,535.18</u>	<u>790,330.44</u>
Less:			
<b>Liabilities</b>			
GST Payable		0.00	437.68
Income Tax Payable		2,840.85	0.00
Sundry Creditors		1,246.82	859.82
<b>Total Liabilities</b>		<u>4,087.67</u>	<u>1,297.50</u>
<b>Net assets available to pay benefits</b>		<u>811,447.51</u>	<u>789,032.94</u>
Represented By :			
<b>Liability for accrued benefits allocated to members' accounts</b>	5, 6		
Evans, Roger Ernest - Accumulation		811,447.51	789,032.94
<b>Total Liability for accrued benefits allocated to members' accounts</b>		<u>811,447.51</u>	<u>789,032.94</u>

# The Evans Superannuation Fund

## Detailed Operating Statement

For the year ended 30 June 2017

	2017	2016
	\$	\$
<b>Income</b>		
Interest Received		
ATO	0.00	22.68
Commonwealth Bank Direct Investment Account	152.96	0.55
Macquarie Cash Management Account	7.35	10.00
	<u>160.31</u>	<u>33.23</u>
Property Income		
Murrays Bridge	13,200.00	6,000.00
	<u>13,200.00</u>	<u>6,000.00</u>
<b>Contribution Income</b>		
Employer Contributions - Concessional		
Roger Ernest Evans	24,912.21	9,071.58
	<u>24,912.21</u>	<u>9,071.58</u>
Personal Contributions - Non Concessional		
Roger Ernest Evans	2,792.00	0.00
	<u>2,792.00</u>	<u>0.00</u>
Other Contributions		
Roger Ernest Evans	311.05	0.00
	<u>311.05</u>	<u>0.00</u>
<b>Total Income</b>	<u>41,375.57</u>	<u>15,104.81</u>
<b>Expenses</b>		
Administration Costs	0.00	46.00
ASIC Fees	47.00	0.00
ATO Supervisory Levy	259.00	259.00
Auditor's Remuneration	0.00	330.00
Bank Charges	20.00	2.50
Insurance	0.00	923.18
	<u>326.00</u>	<u>1,560.68</u>
Depreciation		
Depreciation - Capital Works Murray Bridge	3,528.00	3,558.00
	<u>3,528.00</u>	<u>3,558.00</u>
Investment Expenses		
Murrays Bridge	0.00	3,131.74
	<u>0.00</u>	<u>3,131.74</u>
Property Expenses - Council Rates		
Murrays Bridge	3,017.20	0.00
	<u>3,017.20</u>	<u>0.00</u>
Property Expenses - Insurance Premium		
Murrays Bridge	2,515.95	0.00
	<u>2,515.95</u>	<u>0.00</u>
Property Expenses - Repairs Maintenance		

**The Evans Superannuation Fund**  
**Detailed Operating Statement**

For the year ended 30 June 2017

	<b>2017</b>	<b>2016</b>
	<b>\$</b>	<b>\$</b>
Murrays Bridge	6,166.00	0.00
	<u>6,166.00</u>	<u>0.00</u>
<b>Investment Losses</b>		
Unrealised Movements in Market Value		
Real Estate Properties ( Australian - Residential)		
Capital Works Write Off	0.00	3,558.00
Casuarina Beach	0.00	(30,375.00)
Murrays Bridge	0.00	(37,500.00)
Wamuran	0.00	(212,518.48)
	<u>0.00</u>	<u>(276,835.48)</u>
Shares in Listed Companies (Australian)		
Australia & New Zealand Banking Group Limited	0.00	0.01
BHP Group Limited	0.00	0.01
National Australia Bank Limited	0.00	(0.01)
Telstra Corporation Limited.	0.00	(0.01)
Wesfarmers Limited	0.00	(0.01)
	<u>0.00</u>	<u>(0.01)</u>
Units in Unlisted Unit Trusts (Australian)		
Macquarie Cash Management Trust	0.00	(259,844.41)
	<u>0.00</u>	<u>(259,844.41)</u>
<b>Changes in Market Values</b>	<u>0.00</u>	<u>(536,679.90)</u>
<b>Total Expenses</b>	<u>15,553.15</u>	<u>(528,429.48)</u>
<b>Benefits accrued as a result of operations before income tax</b>	<u>25,822.42</u>	<u>543,534.29</u>
<b>Income Tax Expense</b>		
Income Tax Expense	3,407.85	1,028.10
<b>Total Income Tax</b>	<u>3,407.85</u>	<u>1,028.10</u>
<b>Benefits accrued as a result of operations</b>	<u>22,414.57</u>	<u>542,506.19</u>

# The Evans Superannuation Fund

## Investment Summary Report

As at 30 June 2017

Investment	Units	Market Price	Market Value	Average Cost	Accounting Cost	Unrealised Gain/(Loss)	Gain/(Loss)%	Portfolio Weight%
<b>Cash/Bank Accounts</b>								
Commonwealth Bank Direct Investment Account		23,294.290000	23,294.29	23,294.29	23,294.29			2.81 %
Macquarie Cash Management Account		508.970000	508.97	508.97	508.97			0.06 %
			<b>23,803.26</b>		<b>23,803.26</b>		<b>0.00 %</b>	<b>2.87 %</b>
<b>Real Estate Properties ( Australian - Residential)</b>								
MURRAYBRI Murrays Bridge D	1.00	787,500.000000	787,500.00	488,292.21	488,292.21	299,207.79	61.28 %	95.02 %
			<b>787,500.00</b>		<b>488,292.21</b>	<b>299,207.79</b>	<b>61.28 %</b>	<b>95.02 %</b>
<b>Water Scheme &amp; Dam Works (Murrays Bridge)</b>								
Water Scheme & Dam Works (Murrays Bridge)		17,500.000000	17,500.00	17,500.00	17,500.00			2.11 %
			<b>17,500.00</b>		<b>17,500.00</b>		<b>0.00 %</b>	<b>2.11 %</b>
			<b>828,803.26</b>		<b>529,595.47</b>	<b>299,207.79</b>	<b>56.50 %</b>	<b>100.00 %</b>

The Evans Superannuation Fund

# Investment Summary with Market Movement

As at 30 June 2017

Investment	Units	Market Price	Market Value	Average Cost	Accounting Cost	Unrealised		Realised Movement
						Overall	Current Year	
<b>Cash/Bank Accounts</b>								
Commonwealth Bank Direct Investment Account		23,294.290000	23,294.29	23,294.29	23,294.29			
Macquarie Cash Management Account		508.970000	508.97	508.97	508.97			
			<b>23,803.26</b>		<b>23,803.26</b>			
<b>Real Estate Properties ( Australian - Residential)</b>								
EVANS_CAP Capital Works Write Off ITALWORKS WR	0.00	0.000000	0.00	0.00	0.00	0.00	(3,528.00)	0.00
MURRAYBRI Murrays Bridge D	1.00	787,500.000000	787,500.00	488,292.21	488,292.21	299,207.79	0.00	0.00
			<b>787,500.00</b>		<b>488,292.21</b>	<b>299,207.79</b>	<b>(3,528.00)</b>	<b>0.00</b>
<b>Units in Unlisted Unit Trusts (Australian)</b>								
EVANS_ANZ ANZ Etrade Australia Limited ETRADEAUS TR	0.00	0.000000	0.00	0.00	1,456,461.64	(1,456,461.64)	0.00	0.00
			<b>0.00</b>		<b>1,456,461.64</b>	<b>(1,456,461.64)</b>	<b>0.00</b>	<b>0.00</b>
<b>Water Scheme &amp; Dam Works (Murrays Bridge)</b>								
Water Scheme & Dam Works (Murrays Bridge)		17,500.000000	17,500.00	17,500.00	17,500.00			
			<b>17,500.00</b>		<b>17,500.00</b>			
			<b>828,803.26</b>		<b>1,986,057.11</b>	<b>(1,157,253.85)</b>	<b>(3,528.00)</b>	<b>0.00</b>



## The Evans Superannuation Fund

# Trustees Declaration

Equity Expectations Pty Ltd ACN: 085960694

---

The directors of the trustee company have determined that the Fund is not a reporting entity and that these special purpose financial statements should be prepared in accordance with the accounting policies described in Note 1 to the financial statements.

The directors of the trustee company declare that:

- (i) the financial statements and notes to the financial statements for the year ended 30 June 2017 present fairly, in all material respects, the financial position of the Superannuation Fund at 30 June 2017 and the results of its operations for the year ended on that date in accordance with the accounting policies described in Note 1 to the financial statements;
- (ii) the financial statements and notes to the financial statements have been prepared in accordance with the requirements of the trust deed; and
- (iii) the operation of the superannuation fund has been carried out in accordance with its trust deed and in compliance with the requirements of the Superannuation Industry (Supervision) Act 1993 and associated Regulations during the year ended 30 June 2017.

Specifically, the directors of the trustee company declare that:

- in accordance with s120 of the Superannuation Industry (Supervision) Act 1993, no individual trustee has been or is a disqualified person;
- the Fund has satisfactory title to all assets, all assets are unencumbered and free from charge as prescribed by s50 of the Superannuation Industry (Supervision) Act 1993 and reg13.14 of the Superannuation Industry (Supervision) Regulations 1994; and
- to the knowledge of the directors of the trustee company, there have been no events or transactions subsequent to the balance date which could have a material impact on the Fund. Where such events have occurred, the effect of such events has been accounted and noted in the Fund's financial statements.

Signed in accordance with a resolution of the directors of the trustee company by:

.....  
Roger Ernest Evans  
Equity Expectations Pty Ltd  
Director

16 March 2021

# The Evans Superannuation Fund Compilation Report

---

We have compiled the accompanying special purpose financial statements of the The Evans Superannuation Fund which comprise the statement of financial position as at 30/06/2017 the operating statement for the year then ended, a summary of significant accounting policies and other explanatory notes. The specific purpose for which the special purpose financial statements have been prepared is set out in Note 1 to the financial statements.

## **The Responsibility of the Trustee(s)**

The Trustee(s) of The Evans Superannuation Fund are solely responsible for the information contained in the special purpose financial statements, the reliability, accuracy and completeness of the information and for the determination that the financial reporting framework used is appropriate to meet their needs and for the purpose that the financial statements were prepared.

## **Our Responsibility**

On the basis of information provided by the Trustee(s), we have compiled the accompanying special purpose financial statements in accordance with the financial reporting framework as described in Note 1 to the financial statements and APES 315: Compilation of Financial Information.

We have applied our expertise in accounting and financial reporting to compile these financial statements in accordance with the financial reporting framework described in Note 1 to the financial statements. We have complied with the relevant ethical requirements of APES 110: Code of Ethics for Professional Accountants.

## **Assurance Disclaimer**

Since a compilation engagement is not an assurance engagement, we are not required to verify the reliability, accuracy or completeness of the information provided to us by management to compile these financial statements. Accordingly, we do not express an audit opinion or a review conclusion on these financial statements.

The special purpose financial statements were compiled exclusively for the benefit of the directors of the trustee company who are responsible for the reliability, accuracy and completeness of the information used to compile them. We do not accept responsibility for the contents of the special purpose financial statements.

of

Signed:

Dated: 10/03/2021

**Evans Superannuation Fund**  
**Depreciation Schedule for the year ended 30 June, 2017**

		Total	Priv	OWDV	DISPOSAL		ADDITION		DEPRECIATION			Priv	CWDV	PROFIT			LOSS		Priv
					Date	Consid	Date	Cost	Value	T	Rate			Deprec	Upto	+	Above	Total	
<b>Murrays Bridge Property</b>																			
Shed	18,800.00	02/11/12	18,800	0.00	17,079	0	0	17,079	P	2.50	470	0	16,609	0	0	0	0	0	0
Fencing	6,334.00	25/10/12	6,334	0.00	5,751	0	0	5,751	P	2.20	139	0	5,612	0	0	0	0	0	0
Fencing	6,494.00	01/11/12	6,494	0.00	5,899	0	0	5,899	P	2.50	162	0	5,737	0	0	0	0	0	0
Fencing Materials	1,281.00	09/11/12	1,281	0.00	1,164	0	0	1,164	P	2.50	32	0	1,132	0	0	0	0	0	0
Fencing Materials	2,838.00	10/11/12	2,838	0.00	2,580	0	0	2,580	P	2.50	71	0	2,509	0	0	0	0	0	0
Fencing Materials	4,118.00	22/11/12	4,118	0.00	3,747	0	0	3,747	P	2.50	103	0	3,644	0	0	0	0	0	0
Fencing	2,140.00	30/11/12	2,140	0.00	1,947	0	0	1,947	P	2.50	53	0	1,894	0	0	0	0	0	0
Fencing	2,956.00	07/12/12	2,956	0.00	2,692	0	0	2,692	P	2.50	74	0	2,618	0	0	0	0	0	0
Fencing	2,211.00	18/12/12	2,211	0.00	2,016	0	0	2,016	P	2.50	55	0	1,961	0	0	0	0	0	0
Fencing	1,577.00	20/12/12	1,577	0.00	1,438	0	0	1,438	P	2.50	39	0	1,399	0	0	0	0	0	0
Fencing	3,343.00	21/12/12	3,343	0.00	3,047	0	0	3,047	P	2.50	84	0	2,963	0	0	0	0	0	0
Fencing	2,005.00	21/03/13	2,005	0.00	1,841	0	0	1,841	P	2.50	50	0	1,791	0	0	0	0	0	0
Electrical Connections - Shed	2,664.00	27/11/12	2,664	0.00	2,424	0	0	2,424	P	2.50	67	0	2,357	0	0	0	0	0	0
Electrical Work	4,506.00	27/03/13	4,506	0.00	4,137	0	0	4,137	P	2.50	113	0	4,024	0	0	0	0	0	0
Plumbing Costs (Reece)	1,342.00	25/10/12	1,342	0.00	1,217	0	0	1,217	P	2.50	34	0	1,183	0	0	0	0	0	0
Plumbing	1,585.00	30/10/12	1,585	0.00	1,439	0	0	1,439	P	2.50	40	0	1,399	0	0	0	0	0	0
Fencing Materials	7,091.00	05/11/12	7,091	0.00	6,443	0	0	6,443	P	2.50	177	0	6,266	0	0	0	0	0	0
Septic System	3,195.00	10/11/12	3,195	0.00	2,904	0	0	2,904	P	2.50	80	0	2,824	0	0	0	0	0	0
Concrete Slab	7,220.00	12/11/12	7,220	0.00	6,563	0	0	6,563	P	2.50	181	0	6,382	0	0	0	0	0	0
Septic System Design	400.00	23/11/12	400	0.00	364	0	0	364	P	2.50	10	0	354	0	0	0	0	0	0
Fencing Materials	2,191.00	20/12/12	2,191	0.00	1,997	0	0	1,997	P	2.50	55	0	1,942	0	0	0	0	0	0
Electrical Connections - Shed	250.00	04/01/13	250	0.00	229	0	0	229	P	2.50	6	0	223	0	0	0	0	0	0
Fencing Work	3,921.00	23/01/13	3,921	0.00	3,584	0	0	3,584	P	2.50	98	0	3,486	0	0	0	0	0	0
Fencing Work	3,400.00	10/04/13	3,400	0.00	3,126	0	0	3,126	P	2.50	85	0	3,041	0	0	0	0	0	0
Fencing Materials	9,850.00	19/07/13	9,850	0.00	9,123	0	0	9,123	P	2.50	246	0	8,877	0	0	0	0	0	0
Fencing Labour	867.00	19/07/13	867	0.00	802	0	0	802	P	2.50	22	0	780	0	0	0	0	0	0
Fencing Costd	5,968.00	26/07/13	5,968	0.00	5,530	0	0	5,530	P	2.50	149	0	5,381	0	0	0	0	0	0
Fencing Labour Costs	1,317.00	27/08/13	1,317	0.00	1,223	0	0	1,223	P	2.50	33	0	1,190	0	0	0	0	0	0
Fencing Materials	14,130.00	24/09/13	14,130	0.00	13,152	0	0	13,152	P	2.50	353	0	12,799	0	0	0	0	0	0
Fencing	1,274.00	04/10/13	1,274	0.00	1,186	0	0	1,186	P	2.50	32	0	1,154	0	0	0	0	0	0
Fencing	3,058.00	14/10/13	3,058	0.00	2,851	0	0	2,851	P	2.50	76	0	2,775	0	0	0	0	0	0
Fencing	5,455.00	07/11/13	5,455	0.00	5,094	0	0	5,094	P	2.50	136	0	4,958	0	0	0	0	0	0
Fencing	4,953.00	13/11/13	4,953	0.00	4,627	0	0	4,627	P	2.50	124	0	4,503	0	0	0	0	0	0



ABN 38 570 797 119

Asset Code	Description Start Date	Original Cost	Priv. Use%	Opening Adj. Value	Date	Additions Amt	Bal.Chrg.	Value	Depreciation Meth.	Rate%	Amount	Closing Adj. Val.
Group: 1 <u>Murrays Bridge Property</u>												
1	Shed 02/11/2012	18800		17550				18800	P	2.50	471	17079
2	Fencing 25/10/2012	6334		5910				6334	P	2.50	159	5751
3	Fencing 01/11/2012	6494		6062				6494	P	2.50	163	5899
4	Fencing Materials 09/11/2012	1281		1196				1281	P	2.50	32	1164
5	Fencing Materials 10/11/2012	2838		2651				2838	P	2.50	71	2580
6	Fencing Materials 22/11/2012	4118		3850				4118	P	2.50	103	3747
7	Fencing 30/11/2012	2140		2001				2140	P	2.50	54	1947
8	Fencing 07/12/2012	2956		2766				2956	P	2.50	74	2692
9	Fencing 18/12/2012	2211		2071				2211	P	2.50	55	2016
10	Fencing 20/12/2012	1577		1478				1577	P	2.50	40	1438
11	Fencing 21/12/2012	3343		3131				3343	P	2.50	84	3047
12	Fencing 21/03/2013	2005		1891				2005	P	2.50	50	1841
13	Electrical Connections - Shed 27/11/2012	2664		2491				2664	P	2.50	67	2424
14	Electrical Work 27/03/2013	4506		4250				4506	P	2.50	113	4137
15	Plumbing Costs (Reece) 25/10/2012	1342		1251				1342	P	2.50	34	1217
16	Plumbing 30/10/2012	1585		1479				1585	P	2.50	40	1439
17	Fencing Materials 05/11/2012	7091		6621				7091	P	2.50	178	6443
18	Septic System 10/11/2012	3195		2984				3195	P	2.50	80	2904
19	Concrete Slab 12/11/2012	7220		6744				7220	P	2.50	181	6563

ABN 38 570 797 119

Asset Code	Description Start Date	Original Cost	Priv. Use%	Opening Adj. Value	Date	Additions		Depreciation			Closing Adj. Val.	
						Amt	Bal.Chrg.	Value	Meth.	Rate%		Amount
20	Septic System Design 23/11/2012	400		374				400	P	2.50	10	364
21	Fencing Materials 20/12/2012	2191		2052				2191	P	2.50	55	1997
22	Electrical Connections - Shed 04/01/2013	250		235				250	P	2.50	6	229
23	Fencing Work 23/01/2013	3921		3682				3921	P	2.50	98	3584
24	Fencing Work 10/04/2013	3400		3211				3400	P	2.50	85	3126
25	Fencing Materials 19/07/2013	9850		9370				9850	P	2.50	247	9123
26	Fencing Labour 19/07/2013	867		824				867	P	2.50	22	802
27	Fencing Costs 26/07/2013	5968		5680				5968	P	2.50	150	5530
28	Fencing Labour Costs 27/08/2013	1317		1256				1317	P	2.50	33	1223
29	Fencing Materials 24/09/2013	14130		13506				14130	P	2.50	354	13152
30	Fencing 04/10/2013	1274		1218				1274	P	2.50	32	1186
31	Fencing 14/10/2013	3058		2928				3058	P	2.50	77	2851
32	Fencing 07/11/2013	5455		5231				5455	P	2.50	137	5094
33	Fencing 13/11/2013	4953		4751				4953	P	2.50	124	4627
34	Fencing 05/12/2013	2281		2192				2281	P	2.50	57	2135
35	Dozer Hire for Fence Work 17/12/2013	875		841				875	P	2.50	22	819



**SMSF Tax Return****2017**

1 Jul 2016—30 Jun 2017

TFN Recorded

**PART A ELECTRONIC LODGMENT DECLARATION (FORM P, T, F, SMSF OR EX)**

This declaration is to be completed where the tax return is to be lodged via the Tax Office's electronic lodgment service (ELS). It is the responsibility of the taxpayer to retain this declaration for a period of five years after the declaration is made, penalties may apply for failure to do so.

**Privacy**

The ATO is authorised by the *Taxation Administration Act 1953* to request the provision of tax file numbers (TFNs). The ATO will use the TFNs to identify each partner or beneficiary or entity in our records. It is not an offence not to provide the TFNs. However, you cannot lodge your tax return electronically if you do not quote your TFN.

Taxation law authorises the ATO to collect information and to disclose it to other government agencies. For information about your privacy go to [ato.gov.au/privacy](http://ato.gov.au/privacy)

**The Australian Business Register**

The Commissioner of Taxation, as Registrar of the Australian Business Register, may use the ABN and business details which you provide on this tax return to maintain the integrity of the register.

Please refer to the privacy statement on the Australian Business Register (ABR) website ([www.abr.gov.au](http://www.abr.gov.au)) for further information – it outlines our commitment to safeguarding your details.

**Electronic Funds Transfer – Direct Debit**

Where you have requested an EFT direct debit some of your details will be provided to your financial institution and the Tax Office's sponsor bank to facilitate the payment of your taxation liability from your nominated account.

Tax File Number	Name of partnership, trust, fund or entity	Year
TFN Recorded	The Evans Superannuation Fund	2017

I authorise my tax agent to electronically transmit this tax return via the electronic lodgment service.

**Important**

Before making this declaration please check to ensure that all income has been disclosed and the tax return is true and correct in every detail. If you are in doubt about any aspect of the tax return, place all the facts before the Tax Office. The tax law provides heavy penalties for false or misleading statements on tax returns.

**Declaration - I declare that:**

- the information provided to my registered tax agent for the preparation of this tax return, including any applicable schedules is true and correct, and
- the agent is authorised to lodge this tax return.

Signature of partner, trustee or director	Date
---	------



**PART B ELECTRONIC FUNDS TRANSFER CONSENT**

This declaration is to be completed when an electronic funds transfer EFT of a refund is requested and the tax return is being lodged through the electronic lodgment service ELS.

This declaration must be signed by the taxpayer prior to the EFT details being transmitted to the Tax Office. If you elect for an EFT, all details below must be completed.

**Important**

Care should be taken when completing EFT details as the payment of any refund, including any family tax benefit, will be made to the account specified.

<b>Agent Ref No.</b>	<b>Account Name</b>
25970447	Evans Superannuation Fund

I authorise the refund to be deposited directly to the account specified.

<b>Signature</b>	<b>Date</b>
------------------	-------------

**PART D TAX AGENTS CERTIFICATE (SHARED FACILITIES USERS ONLY)**

<b>Client Ref</b>	<b>Agent Ref No.</b>	<b>Contact Name</b>	<b>Contact No.</b>
	25970447	Melinda Timms	0428226982

**Declaration - I declare that:**

- I have prepared this tax return and/or family tax benefit tax claim in accordance with the information supplied by the taxpayer
- I have received a declaration made by the taxpayer that the information provided to me for the preparation of this document is true and correct, and
- I am authorised by the taxpayer to lodge this tax return and any applicable schedules that are attached.

<b>Agent's Signature</b>	<b>Date</b>
--------------------------	-------------

## Section A: Fund information

Period start				01/07/2016
Period end				30/06/2017
<b>1</b> TAX FILE NUMBER				TFN Recorded
<b>2</b> NAME OF SELF-MANAGED SUPERANNUATION FUND (SMSF)				The Evans Superannuation Fund
<b>3</b> AUSTRALIAN BUSINESS NUMBER				38 570 797 119
<b>4</b> CURRENT POSTAL ADDRESS				
Address	Town/City	State	Postcode	
PO Box 448	KALLANGUR	QLD	4503	
<b>5</b> ANNUAL RETURN STATUS				
Is this the first required return for a newly registered SMSF?				No
<b>6</b> SMSF AUDITOR				
Title				Mr
First name				Tony
Family name				Boys
SMSF auditor number				100014140
Contact number				04-10712708
Auditor Address	Town/City	State	Postcode	
PO Box 3376	RUNDLE MALL	SA	5000	
<b>7</b> ELECTRONIC FUNDS TRANSFER (EFT)				
<b>A. Financial institution details for super payments and tax refunds</b>				
Type				Client Account
BSB number				064185
Account number				10180812
Account name				Evans Superannuation Fund
<b>B. Financial institution details for tax refunds only</b>				
Type				Client Account
<b>8</b> STATUS OF SMSF				
Australian superannuation fund?	<input checked="" type="radio"/>	A	Yes	
Fund benefit structure	<input checked="" type="radio"/>	B	A	
Does the fund trust deed allow acceptance of the Government's Super Co-contribution and Low Income Super Contribution?	<input checked="" type="radio"/>	C	Yes	

## Section B: Income

<b>11</b> INCOME				
<b>Prior year losses brought forward</b>				
Did you have a CGT event during the year?	<input checked="" type="radio"/>	G	No	
Net capital gain	<input checked="" type="radio"/>	A	\$0.00	

**Losses carried forward**

Other Net Capital Losses			\$200,338.00
Gross rent and other leasing and hiring	B		\$13,200.00
Gross interest income	C		\$160.00
Tax file number amounts withheld from gross interest			\$0.00
<b>Assessable contributions</b>		(R1 + R2 + R3 less R6)	<b>R</b> \$24,912.00
Assessable employer contributions	R1		\$24,912.00
No-TFN-quoted contributions	R3		\$0.00
<b>Gross income</b>			<b>W</b> \$38,272.00
<b>Total assessable income</b>			<b>V</b> \$38,272.00

**Section C: Deductions and non-deductible expenses****12 DEDUCTIONS**

		Deductions		Non-Deductible Expenses
Capital works expenditure	D1	\$3,528.00	D2	
Investment expenses	I1	\$11,699.00	I2	\$0.00
Management and administration expenses	J1	\$326.00	J2	\$0.00
<b>Totals</b>		<b>N</b> \$15,553.00	<b>Y</b>	<b>\$0.00</b>
<b>Total SMSF expenses</b>		(N + Y)	<b>Z</b>	<b>\$15,553.00</b>
<b>Taxable income or loss</b>		(TOTAL ASSESSABLE INCOME less TOTAL DEDUCTIONS)	<b>O</b>	<b>\$22,719.00</b>

## Section D: Income tax calculation statement

### 13 CALCULATION STATEMENT

Taxable income		<b>A</b>	\$22,719.00
Tax on taxable income		<b>T1</b>	\$3,407.85
Tax on no-TFN-quoted contributions		<b>J</b>	\$0.00
Gross tax		<b>B</b>	\$3,407.85
<b>Subtotal</b>	<b>(B less C – cannot be less than zero)</b>	<b>T2</b>	<b>\$3,407.85</b>
<b>Subtotal</b>	<b>(T2 less D – cannot be less than zero)</b>	<b>T3</b>	<b>\$3,407.85</b>
<b>REFUNDABLE TAX OFFSETS</b>	<b>(E1 + E2 + E3 + E4)</b>	<b>E</b>	\$0.00
Complying fund's franking credits tax offset		<b>E1</b>	\$0.00
Tax Payable		<b>T5</b>	\$3,407.85
<b>Eligible credits</b>	<b>(H1 + H2 + H3 + H5 + H6 + H8)</b>	<b>H</b>	\$0.00
Credit for tax withheld – where ABN or TFN not quoted (non-individual)		<b>H3</b>	\$0.00
Tax offset refunds (Remainder of refundable tax offsets)		<b>I</b>	\$0.00
PAYG instalments raised		<b>K</b>	\$567.00
Supervisory levy		<b>L</b>	\$259.00
Supervisory levy adjustment for wound up funds		<b>M</b>	\$0.00
Supervisory levy adjustment for new funds		<b>N</b>	\$0.00
<b>Amount payable</b>		<b>S</b>	<b>\$3,099.85</b>

## Section E: Losses

### 14 LOSSES

Net capital losses carried forward to later income years		<b>V</b>	\$200,338.00
--	--	----------	--------------

## Section H: Assets and liabilities

### 15 ASSETS

#### 15b Australian direct investments

Cash and term deposits		<b>E</b>	\$23,803.00
Residential real property		<b>L</b>	\$789,752.00
Other assets		<b>O</b>	\$1,980.00

#### 15c Overseas direct investments

Total Australian and overseas assets		<b>U</b>	\$815,535.00
--------------------------------------	--	----------	--------------

**16** LIABILITIES

Total member closing account balances	<b>W</b>	\$811,447.00
Other liabilities	<b>Y</b>	\$4,088.00
<b>Total liabilities</b>	<b>Z</b>	<b>\$815,535.00</b>

**Section K : Declarations****PREFERRED TRUSTEE OR DIRECTOR CONTACT DETAILS**

Title	Mr
First name	Roger
Family name	Evans
Non-individual trustee name	Equity Expectations Pty Ltd
Contact number	04 08722166

**TAX AGENT'S CONTACT DETAILS**

Practice name	Inferno Accounting
Title	Mrs
First name	Melinda
Family name	Timms
Contact number	04 28226982

**Member 1 — Evans, Roger Ernest (TFN Recorded)**

Account status		Open
Tax File Number		TFN Recorded
<b>INDIVIDUAL NAME</b>		
Title		Mr
Given name		Roger
Other given names		Ernest
Family name		Evans
Suffix		
Date of birth		2 May 1956
Date of death		
<b>CONTRIBUTIONS</b>		
Opening account balance		\$789,032.94
Employer contributions	A	\$24,912.21
Principal Employer ABN	A1	
Personal contributions	B	\$2,792.00
CGT small business retirement exemption	C	
CGT small business 15 year exemption	D	
Personal injury election	E	
Spouse and child contributions	F	
Other third party contributions	G	
Assessable foreign superannuation fund amount	I	
Non-assessable foreign superannuation fund amount	J	
Transfer from reserve: assessable amount	K	
Transfer from reserve: non-assessable amount	L	
Contributions from non-complying funds and previously non-complying funds	T	
Any other contributions (including Super Co-contributions and Low Income Super Contributions)	M	\$311.05
<b>Total Contributions</b>	<b>N</b>	<b>\$28,015.26</b>
<b>OTHER TRANSACTIONS</b>		
Allocated earnings or losses	O	(\$5,600.69)
Inward rollovers and transfers	P	
Outward rollovers and transfers	Q	
Lump Sum payment	R1	
Income stream payment	R2	
<b>Closing account balance</b>	<b>S</b>	<b>\$811,447.51</b>

# Capital Gains Tax Schedule

1 CURRENT YEAR CAPITAL GAINS AND CAPITAL LOSSES	Capital gains	Capital losses
Shares in companies listed on an Australian securities exchange	A	K
Other shares	B	L
Units in unit trusts listed on an Australian securities exchange	C	M
Other units	D	N
Real estate situated in Australia	E	O
Other real estate	F	P
Amount of capital gains from a trust (including a managed fund)	G	
Collectables	H	Q
Other CGT assets and any other CGT events	I	R
Total current year	J	A
<b>2 CAPITAL LOSSES</b>		
Total current year capital losses applied		B
Total prior year net capital losses applied		C
Total capital losses transferred in applied (only for transfers involving a foreign bank branch or permanent establishment of a foreign financial entity)		D
Total capital losses applied		E
<b>3 UNAPPLIED NET CAPITAL LOSSES CARRIED FORWARD</b>		
Net capital losses from collectables carried forward to later income years		A
Other net capital losses carried forward to later income years		B
		\$200,338.00
<b>4 CGT DISCOUNT</b>		
Total CGT discount applied		A
<b>5 CGT CONCESSIONS FOR SMALL BUSINESS</b>		
Small business active asset reduction		A
Small business retirement exemption		B
Small business rollover		C
Total small business concessions applied		D
		\$0.00
<b>6 NET CAPITAL GAIN</b>		
		A
		\$0.00
1J less 2E less 4A less 5D (cannot be less than zero). Amount will appear at label A, Net capital gain on your tax return		
<b>7 EARNOUT ARRANGEMENTS</b>		
Income year earnout right created		F
Amended net capital gain or capital losses carried forward		G

**8 OTHER CGT INFORMATION REQUIRED (IF APPLICABLE)**

Small business 15 year exemption – exempt capital gains

**A**

Capital gains disregarded by a foreign resident

**B**

Capital gains disregarded as a result of a scrip for scrip rollover

**C**

Capital gains disregarded as a result of an inter-company asset rollover

**D**

Capital gains disregarded by a demerging entity

**E**

Have you chosen to apply the transitional CGT relief for superannuation funds?

**F**

Notional capital gain amount deferred

**G**



# Losses schedule

## Part A Losses carried forward to the 2017-18 income year

<b>1 TAX LOSSES CARRIED FORWARD TO LATER INCOME YEARS</b>	
2016-2017	<b>B</b>
2015-2016	<b>C</b>
2014-2015	<b>D</b>
2013-2014	<b>E</b>
2012-2013	<b>F</b>
2011-2012 and earlier years	<b>G</b>
<b>Total</b>	<b>U</b>

<b>2 NET CAPITAL LOSSES CARRIED FORWARD TO LATER INCOME YEARS</b>	
2016-2017	<b>H</b>
2015-2016	<b>I</b>
2014-2015	<b>J</b>
2013-2014	<b>K</b>
2012-2013	<b>L</b>
2011-2012 and earlier years	<b>M</b> \$200,338.00
<b>Total</b>	<b>V</b> \$200,338.00

## Part B Ownership and same business test

<b>1 WHETHER CONTINUITY OF MAJORITY OWNERSHIP TEST PASSED</b>	
2016-2017	<b>A</b>
2015-2016	<b>B</b>
2014-2015	<b>C</b>
2013-2014	<b>D</b>
2012-2013	<b>E</b>
2011-2012 and earlier years	<b>F</b>

<b>2 AMOUNT OF LOSSES DEDUCTED FOR WHICH THE CONTINUITY OF MAJORITY OWNERSHIP TEST IS NOT PASSED BUT THE BUSINESS CONTINUITY TEST IS SATISFIED - EXCLUDES FILM LOSSES</b>	
Tax losses	<b>G</b>
Net capital losses	<b>H</b>

<b>3 LOSSES CARRIED FORWARD FOR WHICH THE BUSINESS CONTINUITY TEST MUST BE SATISFIED BEFORE THEY CAN BE DEDUCTED IN LATER YEARS - EXCLUDES FILM LOSSES</b>	
Tax losses	<b>I</b>
Net capital losses	<b>J</b>

<b>4 DO CURRENT YEAR LOSS PROVISIONS APPLY?</b>	
Is the company required to calculate its taxable income or tax loss for the year under Subdivision 165-B or its net capital gain or net capital loss for the year under Subdivision 165-CB of the <i>Income Tax Assessment Act 1997</i> (ITAA 1997)?	<b>K</b>

**Part C Unrealised losses**

Has a changeover time occurred in relation to the company after 1.00pm by legal time in the Australian Capital Territory on 11 November 1999?	L
At the changeover time did the company satisfy the maximum net asset value test under section 152-15 of ITAA 1997?	M
If you selected No at M, has the company determined it had an unrealised net loss at the changeover time?	N
If you selected Yes at N, what was the amount of unrealised net loss calculated under section 165-115E of ITAA 1997?	O

**Part D Life insurance companies**

Complying superannuation class tax losses carried forward to later income years	P
Complying superannuation net capital losses carried forward to later income years	Q

**Part E Controlled foreign company losses**

Current year CFC losses	M
CFC losses deducted	N
CFC losses carried forward	O

**Part F Tax losses reconciliation statement**

Balance of tax losses brought forward from the prior income year	A	
ADD Uplift of tax losses of designated infrastructure project entities	B	
SUBTRACT Net forgiven amount of debt	C	
ADD Tax loss incurred (if any) during current year	D	
SUBTRACT Tax losses carried back	K	
ADD Tax loss amount from conversion of excess franking offsets	E	
SUBTRACT Net exempt income	F	
SUBTRACT Tax losses forgone	G	
SUBTRACT Tax losses deducted	H	
SUBTRACT Tax losses transferred out under Subdivision 170-A (only for transfers involving a foreign bank branch or a PE of a foreign financial entity)	I	
<b>Total tax losses carried forward to later income years</b>	<b>J</b>	<b>\$0.00</b>

# Worksheets

## 11 INCOME

### C Gross interest income

Description	Tax Withheld	Interest
CBA CDIA	\$0.00	\$153.00
Macquarie	\$0.00	\$7.00
<b>Total</b>	<b>\$0.00</b>	<b>\$160.00</b>

## 12 DEDUCTIONS

### I Investment Expenses

Description	Deductible	Non deductible
Rates	\$3,017.00	\$0.00
Insurance	\$2,516.00	\$0.00
Repairs & Maintenance	\$6,166.00	\$0.00
<b>Total</b>	<b>\$11,699.00</b>	<b>\$0.00</b>

### J Management and administration expenses

Description	Deductible	Non deductible
ASIC	\$47.00	\$0.00
ATO Supervisory Levy	\$259.00	\$0.00
Bank Fees	\$20.00	\$0.00
<b>Total</b>	<b>\$326.00</b>	<b>\$0.00</b>

The Evans Superannuation Fund

# Members Summary

As at 30 June 2017

Opening Balances	Increases				Decreases					Closing Balance	
	Contributions	Transfers In	Net Earnings	Insurance Proceeds	Pensions Paid	Contributions Tax	Taxes Paid	Benefits Paid/ Transfers Out	Insurance Premiums		Member Expenses
<b>Roger Ernest Evans (Age: 61)</b>											
EVAROG00001A - Accumulation											
789,032.94	28,015.26		(2,192.84)			3,736.88	(329.03)				811,447.51
<b>789,032.94</b>	<b>28,015.26</b>		<b>(2,192.84)</b>			<b>3,736.88</b>	<b>(329.03)</b>				<b>811,447.51</b>
<b>789,032.94</b>	<b>28,015.26</b>		<b>(2,192.84)</b>			<b>3,736.88</b>	<b>(329.03)</b>				<b>811,447.51</b>

# The Evans Superannuation Fund

## Members Statement

Roger Ernest Evans  
 6 Alambi Court  
 Rothwell, Queensland, 4022, Australia

### Your Details

Date of Birth :	Provided	Vested Benefits	811,447.51
Age:	61	Total Death Benefit	811,447.51
Tax File Number:	Provided	Current Salary	0.00
Date Joined Fund:	16/02/1999	Previous Salary	0.00
Service Period Start Date:	10/11/1983	Disability Benefit	0.00
Date Left Fund:			
Member Code:	EVAROG00001A		
Account Start Date	16/02/1999		
Account Type:	Accumulation		
Account Description:	Accumulation		

### Your Balance

<b>Total Benefits</b>	811,447.51
<u>Preservation Components</u>	
Preserved	99,480.58
Unrestricted Non Preserved	711,966.73
Restricted Non Preserved	0.20
<u>Tax Components</u>	
Tax Free	50,670.17
Taxable	760,777.34

### Your Detailed Account Summary

	This Year	Last Year
Opening balance at 01/07/2016	789,032.94	745,706.65
<u>Increases to Member account during the period</u>		
Employer Contributions	24,912.21	9,071.58
Personal Contributions (Concessional)		
Personal Contributions (Non Concessional)	2,792.00	
Government Co-Contributions		
Other Contributions	311.05	
Proceeds of Insurance Policies		
Transfers In		
Net Earnings	(2,192.84)	35,282.81
Internal Transfer In		
<u>Decreases to Member account during the period</u>		
Pensions Paid		
Contributions Tax	3,736.88	1,360.74
Income Tax	(329.03)	(332.64)
No TFN Excess Contributions Tax		
Excess Contributions Tax		
Refund Excess Contributions		
Division 293 Tax		
Insurance Policy Premiums Paid		
Management Fees		
Member Expenses		
Benefits Paid/Transfers Out		
Superannuation Surcharge Tax		
Internal Transfer Out		
Closing balance at 30/06/2017	811,447.51	789,032.94

# The Evans Superannuation Fund

## Members Statement

---

### Trustee's Disclaimer

This statement has been prepared by the Trustee for the member whose name appears at the top of this statement. Every effort has been made by the Trustee to ensure the accuracy and completeness of this Statement. The Trustee does not accept any liability for any error, omission or misprint. All amounts shown in relation to benefits do not take into account any amounts which may be withheld to satisfy the requirements imposed by the Income Tax Assessment Act 1936.

Signed by all the trustees of the fund

---

Roger Ernest Evans  
Director

# Minutes of a meeting of the Director(s)

held on 16 March 2021 at Unit 22, 42 Wattlebird Street, Mango Hill, Queensland 4509

---

<b>PRESENT:</b>	Roger Ernest Evans
<b>MINUTES:</b>	The Chair reported that the minutes of the previous meeting had been signed as a true record.
<b>FINANCIAL STATEMENTS OF SUPERANNUATION FUND:</b>	<p>It was resolved that the financial statements would be prepared as special purpose financial statements as, in the opinion of the trustee(s), the Superannuation Fund is a non-reporting entity and therefore is not required to comply with all Australian Accounting Standards.</p> <p>The Chair tabled the financial statements and notes to the financial statements of the Superannuation Fund in respect of the year ended 30 June 2017 and it was resolved that such statements be and are hereby adopted as tabled.</p>
<b>TRUSTEE'S DECLARATION:</b>	It was resolved that the trustee's declaration of the Superannuation Fund be signed.
<b>ANNUAL RETURN:</b>	Being satisfied that the Fund had complied with the requirements of the Superannuation Industry (Supervision) Act 1993 (SISA) and Regulations during the year ended 30 June 2017, it was resolved that the annual return be approved, signed and lodged with the Australian Taxation Office.
<b>TRUST DEED:</b>	The Chair tabled advice received from the Fund's legal adviser confirming that the fund's trust deed is consistent with all relevant superannuation and trust law.
<b>INVESTMENT STRATEGY:</b>	The allocation of the Fund's assets and the Fund's investment performance over the financial year were reviewed and found to be within the acceptable ranges outlined in the investment strategy. After considering the risk, rate of return, diversification and liquidity of the investments and the ability of the Fund to discharge its existing liabilities, it was resolved that the investment strategy continues to reflect the purposes and circumstances of the Fund and its members. Accordingly, no changes in the investment strategy were required.
<b>INSURANCE COVER:</b>	The trustee(s) reviewed the current life and total and permanent disability insurance coverage on offer to the members and resolved that the current insurance arrangements were appropriate for the Fund.
<b>ALLOCATION OF INCOME:</b>	It was resolved that the income of the Fund would be allocated to the members based on their average daily balance (an alternative allocation basis may be percentage of opening balance).
<b>INVESTMENT ACQUISITIONS:</b>	It was resolved to ratify the investment acquisitions throughout the financial year ended 30 June 2017.
<b>INVESTMENT DISPOSALS:</b>	It was resolved to ratify the investment disposals throughout the financial year ended 30 June 2017.
<b>AUDITORS:</b>	<p>It was resolved that</p> <p>Tony Boys</p> <p>of</p> <p>PO Box 3376, Rundle Mall, South Australia 5000</p> <p>act as auditors of the Fund for the next financial year.</p>
<b>TAX AGENTS:</b>	It was resolved that

# Minutes of a meeting of the Director(s)

held on 16 March 2021 at Unit 22, 42 Wattlebird Street, Mango Hill, Queensland 4509

---

act as tax agents of the Fund for the next financial year.

**TRUSTEE STATUS:**

Each of the trustee(s) confirmed that they are qualified to act as trustee(s) of the Fund and that they are not disqualified persons as defined by s 120 of the SISA.

**CONTRIBUTIONS RECEIVED:**

It was resolved that the contributions during the year be allocated to members on the basis of the schedule provided by the principal Fund employer.

**ACCEPTANCE OF ROLLOVERS:**

The trustee has ensured that any rollover made to the Fund, meets the requirements of the Fund's deed and does not breach the superannuation laws in relation to:

1. making rollover between Funds; and,
2. breaching the Fund or the member investment strategy.

The trustee has reviewed the rollover and received advice that the rollover is in accordance with the Trust Deed and the rules of the Fund and the superannuation laws. As such the trustee has resolved to accept the rollover on behalf of the member.

**PAYMENT OF BENEFITS:**

The trustee has ensured that any payment of benefits made from the Fund, meets the requirements of the Fund's deed and does not breach the superannuation laws in relation to:

1. making payments to members; and,
2. breaching the Fund or the member investment strategy.

The trustee has reviewed the payment of the benefit and received advice that the transfer is in accordance with the Deed and the superannuation laws. As such the trustee has resolved to allow the payment of the benefits on behalf of the member.

**CLOSURE:**

All resolutions for this meeting were made in accordance with the SISA and Regulations.

There being no further business the meeting then closed.

Signed as a true record –

.....

Roger Ernest Evans

Chairperson



The Evans Superannuation Fund

**Trial Balance**

As at 30 June 2017

Last Year	Code	Account Name	Units	Debits \$	Credits \$
	<b>24200</b>	<b>Contributions</b>			
(9,071.58)	24200/EVAROG00001 A	(Contributions) Evans, Roger Ernest - Accumulation			28,015.26
(37,500.00)	24700	Changes in Market Values of Investments			
	<b>25000</b>	<b>Interest Received</b>			
(22.68)	25000/00001	ATO			
(0.55)	25000/Commonwealth Bank	Commonwealth Bank Direct Investment Account			152.96
(10.00)	25000/MacquarieCM	Macquarie Cash Management Account			7.35
	<b>28000</b>	<b>Property Income</b>			
(6,000.00)	28000/MURRAYBRID	Murrays Bridge			13,200.00
46.00	30200	Administration Costs			
259.00	30400	ATO Supervisory Levy		259.00	
330.00	30700	Auditor's Remuneration			
	30800	ASIC Fees		47.00	
2.50	31500	Bank Charges		20.00	
	<b>33400</b>	<b>Depreciation</b>			
3,558.00	33400/00001	Depreciation - Capital Works Murray Bridge		3,528.00	
	<b>37500</b>	<b>Investment Expenses</b>			
3,131.74	37500/MURRAYBRID	Murrays Bridge			
923.18	38000	Insurance			
	<b>41960</b>	<b>Property Expenses - Council Rates</b>			
	41960/MURRAYBRID	Murrays Bridge		3,017.20	
	<b>41980</b>	<b>Property Expenses - Insurance Premium</b>			
	41980/MURRAYBRID	Murrays Bridge		2,515.95	
	<b>42060</b>	<b>Property Expenses - Repairs Maintenance</b>			
	42060/MURRAYBRID	Murrays Bridge		6,166.00	
1,028.10	48500	Income Tax Expense		3,407.85	
43,326.29	49000	Profit/Loss Allocation Account		22,414.57	
	<b>50010</b>	<b>Opening Balance</b>			
(745,706.65)	50010/EVAROG00001 A	(Opening Balance) Evans, Roger Ernest - Accumulation			789,032.94

The Evans Superannuation Fund

**Trial Balance**

As at 30 June 2017

Last Year	Code	Account Name	Units	Debits	Credits
				\$	\$
	<b>52420</b>	<b>Contributions</b>			
(9,071.58)	52420/EVAROG00001 A	(Contributions) Evans, Roger Ernest - Accumulation			28,015.26
	<b>53100</b>	<b>Share of Profit/(Loss)</b>			
(35,282.81)	53100/EVAROG00001 A	(Share of Profit/(Loss)) Evans, Roger Ernest - Accumulation		2,192.84	
	<b>53330</b>	<b>Income Tax</b>			
(332.64)	53330/EVAROG00001 A	(Income Tax) Evans, Roger Ernest - Accumulation			329.03
	<b>53800</b>	<b>Contributions Tax</b>			
1,360.74	53800/EVAROG00001 A	(Contributions Tax) Evans, Roger Ernest - Accumulation		3,736.88	
	<b>60400</b>	<b>Bank Accounts</b>			
13,351.24	60400/Commonwealth Bank	Commonwealth Bank Direct Investment Account		23,294.29	
506.62	60400/MacquarieCM	Macquarie Cash Management Account		508.97	
22.68	68000	Sundry Debtors		721.95	
	<b>76001</b>	<b>Water Scheme &amp; Dam Works (Murrays Bridge)</b>			
	76001/00133	Water Scheme & Dam Works (Murrays Bridge)		17,500.00	
	<b>77200</b>	<b>Real Estate Properties ( Australian - Residential)</b>			
(11,720.00)	77200/EVANS_CAPIT ALWORKSWR	Capital Works Write Off			15,248.00
787,500.00	77200/MURRAYBRID	Murrays Bridge	1.0000	787,500.00	
(437.68)	84000	GST Payable/Refundable		1,257.97	
669.90	85000	Income Tax Payable/Refundable			2,840.85
(859.82)	88000	Sundry Creditors			1,246.82
				<b>878,088.47</b>	<b>878,088.47</b>

**Current Year Profit/(Loss): 25,822.42**





042

THE TRUSTEE  
 PO BOX 1020  
 WARWICK QLD 4370

Statement 17 (Page 1 of 2)

Account Number 06 4185 101808 2

Statement Period 27 Feb 2016 - 26 Aug 2016

Closing Balance \$5,359.92 CR

Enquiries 13 1998  
 (24 hours a day, 7 days a week)

*↓ 8105-90*

## Direct Investment Account

Your SMSF Commonwealth Direct Investment Account specifically designed for your Self Managed Super Fund can grow your savings while you plan your next investment. Earn a competitive rate of interest on balances over \$10,000. You can enjoy instant access to your money through ATMs, NetBank, EFTPOS, telephone banking and bank branches.

Name: EQUITY EXPECTATIONS PTY LTD ITF THE EVAN  
 S SUPERANNUATION FUND

Note: Please check that the entries listed on this statement are correct. For further information on your account including; details of features, fees, any errors or complaints, please contact us on the details above. Proceeds of cheques are not available until cleared.

\*# 3633.9637.1.1 ZZ258R3 0303AR.R3.S131.D239.L V06.00.15

Date	Transaction	Debit	Credit	Balance
27 Feb 2016	OPENING BALANCE			\$7,807.49 CR
01 Mar	Credit Interest		0.06	\$7,807.55 CR
01 Apr	Credit Interest		0.07	\$7,807.62 CR
23 Apr	Direct Credit 012721 ATO ATO38570797119R117		554.00	\$8,361.62 CR
26 Apr	Chq 000062 presented Warwick <i>SDRC - ADAMS</i>	1,568.12		\$6,793.50 CR
01 May	Credit Interest		0.06	\$6,793.56 CR
03 May	Direct Credit 080260 BANK OF QLD HERRON SUPERANNUAT		1,519.05	\$8,312.61 CR
18 May	Direct Credit 080260 BANK OF QLD HERRON SUPERANNUAT		480.00	\$8,792.61 CR
25 May	Direct Credit 080260 BANK OF QLD HERRON SUPERANNUAT		480.00	\$9,272.61 CR
01 Jun	Credit Interest		0.01	\$9,272.62 CR
01 Jun	Direct Credit 080260 BANK OF QLD HERRON SUPERANNUAT		480.00	\$9,752.62 CR
02 Jun	Direct Credit 012721 ATO ATO006000007031687 <i>ATO - ITA</i>		87.90	\$9,840.52 CR
09 Jun	Direct Credit 080260 BANK OF QLD HERRON SUPERANNUAT		480.00	\$10,320.52 CR
13 Jun	Chq 000063 presented <i>HERRON AC - ADAMS FEE</i>	330.00		\$9,990.52 CR
20 Jun	Direct Credit 080260 BANK OF QLD HERRON SUPERANNUAT		480.00	\$10,470.52 CR
24 Jun	Direct Credit 080260 BANK OF QLD HERRON SUPERANNUAT		480.00	\$10,950.52 CR
28 Jun	Chq Dep Branch North Lakes <i>E-Z PRODUCE RENT (6 MONTHS) (GAT 600.00)</i>	6,600.00		\$17,550.52 CR





Account Number 06 4185 10180812

Statement Period 27 Aug 2016 - 26 Feb 2017

Closing Balance \$17,035.85 CR

Enquiries 13 1998  
 (24 hours a day, 7 days a week)



042

THE TRUSTEE  
 PO BOX 1020  
 WARWICK QLD 4370


## Direct Investment Account

Your SMSF Commonwealth Direct Investment Account specifically designed for your Self Managed Super Fund can grow your savings while you plan your next investment. Earn a competitive rate of interest on balances over \$10,000. You can enjoy instant access to your money through ATMs, NetBank, EFTPOS, telephone banking and bank branches.

Name: EQUITY EXPECTATIONS PTY LTD TR THE EVAN  
 S SUPERANNUATION FUND

Note: Please check that the entries listed on this statement are correct. For further information on your account including details of features, fees, any errors or complaints, please contact us on the details above. Proceeds of cheques are not available until cleared.

Date	Transaction	Debit	Credit	Balance
27 Aug 2016	OPENING BALANCE			\$5,359.92 CR
02 Sep	Direct Credit 080260 BANK OF QLD HERRON SUPERANNUAT		480.84	\$5,840.76 CR
08 Sep	Direct Credit 080260 BANK OF QLD HERRON SUPERANNUAT		480.84	\$6,321.60 CR
15 Sep	Direct Credit 080260 BANK OF QLD HERRON SUPERANNUAT		480.84	\$6,802.44 CR
22 Sep	Direct Credit 080260 BANK OF QLD HERRON SUPERANNUAT		480.84	\$7,283.28 CR
30 Sep	Direct Credit 080260 BANK OF QLD HERRON SUPERANNUAT		480.84	\$7,764.12 CR
05 Oct	Direct Credit 080260 BANK OF QLD HERRON SUPERANNUAT		480.84	\$8,244.96 CR
12 Oct	Direct Credit 080260 BANK OF QLD HERRON SUPERANNUAT		480.84	\$8,725.80 CR
16 Oct	Chq 000069 presented <i>ATO</i>	577.32		\$8,148.48 CR
20 Oct	Direct Credit 080260 BANK OF QLD HERRON SUPERANNUAT		480.84	\$8,629.32 CR
27 Oct	Direct Credit 080260 BANK OF QLD HERRON SUPERANNUAT		480.84	\$9,110.16 CR
03 Nov	Direct Credit 080260 BANK OF QLD HERRON SUPERANNUAT		480.84	\$9,591.00 CR
09 Nov	Direct Credit 080260 BANK OF QLD HERRON SUPERANNUAT		480.84	\$10,071.84 CR
16 Nov	Direct Credit 080260 BANK OF QLD HERRON SUPERANNUAT		480.84	\$10,552.68 CR



Date	Transaction	Debit	Credit	Balance
23 Nov	Direct Credit 080260 BANK OF QLD HERRON SUPERANNUAT		480.84	\$11,033.52 CR
29 Nov	Direct Credit 080260 BANK OF QLD HERRON SUPERANNUAT		480.84	\$11,514.36 CR
01 Dec	Credit Interest		9.60	\$11,523.96 CR
08 Dec	Direct Credit 080260 BANK OF QLD HERRON SUPERANNUAT		451.61	\$11,975.57 CR
14 Dec	Direct Credit 080260 BANK OF QLD HERRON SUPERANNUAT		451.61	\$12,427.18 CR
20 Dec	Direct Credit 080260 BANK OF QLD HERRON SUPERANNUAT		451.61	\$12,878.79 CR
23 Dec	Direct Credit 080260 BANK OF QLD HERRON SUPERANNUAT		480.84	\$13,359.63 CR
01 Jan	Credit Interest		15.86	\$13,375.49 CR
06 Jan	Direct Credit 080260 BANK OF QLD HERRON SUPERANNUAT		451.61	\$13,827.10 CR
13 Jan	Direct Credit 080260 BANK OF QLD HERRON SUPERANNUAT		451.61	\$14,278.71 CR
19 Jan	Direct Credit 080260 BANK OF QLD HERRON SUPERANNUAT		451.61	\$14,730.32 CR
25 Jan	Direct Credit 080260 BANK OF QLD HERRON SUPERANNUAT		451.61	\$15,181.93 CR
01 Feb	Credit Interest		18.25	\$15,200.18 CR
02 Feb	Direct Credit 080260 BANK OF QLD HERRON SUPERANNUAT		451.61	\$15,651.79 CR
10 Feb	Direct Credit 080260 BANK OF QLD HERRON SUPERANNUAT		480.84	\$16,132.63 CR
17 Feb	Direct Credit 080260 BANK OF QLD HERRON SUPERANNUAT		451.61	\$16,584.24 CR
24 Feb	Direct Credit 080260 BANK OF QLD HERRON SUPERANNUAT		451.61	\$17,035.85 CR
26 Feb	2017 CLOSING BALANCE			\$17,035.85 CR

<b>Opening balance</b>	-	<b>Total debits</b>	+	<b>Total credits</b>	=	<b>Closing balance</b>
\$5,359.92 CR		\$577.32		\$12,253.25		\$17,035.85 CR



042

THE TRUSTEE  
PO BOX 1020  
WARWICK QLD 4370

Statement 19 (Page 1 of 3)

Account Number 06 4185 10180812

Statement  
Period 27 Feb 2017 - 26 Aug 2017

Closing Balance \$9,460.73 CR

Enquiries 13 1998  
(24 hours a day, 7 days a week)

## Direct Investment Account

Your SMSF Commonwealth Direct Investment Account specifically designed for your Self Managed Super Fund can grow your savings while you plan your next investment. Earn a competitive rate of interest on balances over \$10,000. You can enjoy instant access to your money through ATMs, NetBank, EFTPOS, telephone banking and bank branches.

Name: EQUITY EXPECTATIONS PTY LTD ITF THE EVAN  
S SUPERANNUATION FUND

Note: Please check that the entries listed on this statement are correct. For further information on your account including; details of features, fees, any errors or complaints, please contact us on the details above. Proceeds of cheques are not available until cleared.


Date	Transaction	Debit	Credit	Balance
27 Feb 2017	OPENING BALANCE			\$17,035.85 CR
01 Mar	Credit Interest		18.68	\$17,054.53 CR
02 Mar	Direct Credit 080260 BANK OF QLD HERRON SUPERANNUAT		451.61	\$17,506.14 CR
09 Mar	Direct Credit 080260 BANK OF QLD HERRON SUPERANNUAT		451.61	\$17,957.75 CR
17 Mar	Direct Credit 080260 BANK OF QLD HERRON SUPERANNUAT		451.61	\$18,409.36 CR
23 Mar	Direct Credit 080260 BANK OF QLD HERRON SUPERANNUAT		451.61	\$18,860.97 CR
30 Mar	Direct Credit 080260 BANK OF QLD HERRON SUPERANNUAT		451.61	\$19,312.58 CR
01 Apr	Credit Interest		23.19	\$19,335.77 CR
06 Apr	Direct Credit 080260 BANK OF QLD HERRON SUPERANNUAT		509.16	\$19,844.93 CR
06 Apr	Direct Credit 080260 BANK OF QLD HERRON SUPERANNUAT		451.61	\$20,296.54 CR
21 Apr	Direct Credit 080260 BANK OF QLD HERRON SUPERANNUAT		394.06	\$20,690.60 CR
26 Apr	Direct Credit 080260 BANK OF QLD HERRON SUPERANNUAT		451.61	\$21,142.21 CR
01 May	Credit Interest		25.08	\$21,167.29 CR
04 May	Direct Credit 080260 BANK OF QLD HERRON SUPERANNUAT		451.61	\$21,618.90 CR
11 May	Direct Credit 080260 BANK OF QLD HERRON SUPERANNUAT		451.61	\$22,070.51 CR





Account Number

06 4185 10180812



Date	Transaction	Debit	Credit	Balance
18 May	Direct Credit 080260 BANK OF QLD HERRON SUPERANNUAT		451.61	\$22,522.12 CR
24 May	Direct Credit 080260 BANK OF QLD HERRON SUPERANNUAT		451.61	\$22,973.73 CR
01 Jun	Credit Interest		28.28	\$23,002.01 CR
02 Jun	Direct Credit 080260 BANK OF QLD HERRON SUPERANNUAT		480.84	\$23,482.85 CR
08 Jun	Direct Credit 080260 BANK OF QLD HERRON SUPERANNUAT		451.61	\$23,934.46 CR
14 Jun	Direct Credit 080260 BANK OF QLD HERRON SUPERANNUAT		451.61	\$24,386.07 CR
20 Jun	Direct Credit 080260 BANK OF QLD HERRON SUPERANNUAT		451.61	\$24,837.68 CR
26 Jun	Wdl Branch North Lakes <i>BANK FEE 15.00</i> <i>E-Z PROSERS 16500.00</i>	16,515.00		\$8,322.68 CR
26 Jun	Chq Dep Branch North Lakes <i>RENT (MAY)</i>		3,300.00	\$11,622.68 CR
27 Jun	Direct Credit 080260 BANK OF QLD HERRON SUPERANNUAT		451.61	\$12,074.29 CR
30 Jun	Chq Dep Branch North Lakes <i>RENT (JUNE)</i>		11,220.00	<b>\$23,294.29 CR</b>
01 Jul	CREDIT INTEREST EARNED on this account to June 30, 2017 is \$152.96			
01 Jul	Credit Interest		27.70	\$23,321.99 CR
06 Jul	Direct Credit 080260 BANK OF QLD HERRON SUPERANNUAT <i>BANK FEE 15.00</i>		451.61	\$23,773.60 CR
13 Jul	Wdl Branch North Lakes <i>E-Z PROSERS 17500.00</i>	17,515.00		\$6,258.60 CR
14 Jul	Direct Credit 080260 BANK OF QLD HERRON SUPERANNUAT		451.61	\$6,710.21 CR
21 Jul	Direct Credit 080260 BANK OF QLD HERRON SUPERANNUAT		451.61	\$7,161.82 CR
27 Jul	Direct Credit 080260 BANK OF QLD HERRON SUPERANNUAT		451.61	\$7,613.43 CR
01 Aug	Credit Interest		11.63	\$7,625.06 CR
04 Aug	Direct Credit 080260 BANK OF QLD HERRON SUPERANNUAT		480.84	\$8,105.90 CR
10 Aug	Direct Credit 080260 BANK OF QLD HERRON SUPERANNUAT		451.61	\$8,557.51 CR
16 Aug	Direct Credit 080260 BANK OF QLD HERRON SUPERANNUAT		451.61	\$9,009.12 CR



### Bank Reconciliation - Super Fund

Client Name: The Evans Superannuation Func Period Ended: 30 June 2017  
 Client Code: \_\_\_\_\_ Accountant: Melinda Timms

Bank: Macquarie Cash Management Account No: 118502483  
 BGL Code: 604/Macquarie

AS AT

**30/06/2017**

Balance as per bank statement \$508.97

add: Outstanding deposits

0.00
0.00
0.00

0.00  
508.97

less: Outstanding cheques

	Chq No	Code	Amount	
			0.00	
			0.00	
			0.00	
			0.00	
			0.00	
			0.00	
			0.00	
			0.00	
			0.00	
			0.00	
			0.00	
			0.00	
			0.00	
			0.00	
			0.00	
			0.00	
			0.00	0.00

**Reconciled Balance** \$508.97

1



MACQUARIE

## Macquarie Cash Management Account

MACQUARIE BANK LIMITED  
ABN 46 008 583 542 AFSL 237502enquiries 1800 806 310  
fax 1800 550 140  
www.macquarie.com.auGPO Box 1459  
Brisbane, QLD 4001

042

126291

EQUITY EXPECTATIONS PTY LTD  
PO BOX 1020  
WARWICK QLD 4370Level 16A  
345 Queen St  
Brisbane, QLD 4000account balance **\$506.62**  
as at 30 Jun 16account name EQUITY EXPECTATIONS PTY LTD  
ATF EVANS SUPERANNUATION FUND  
account no. 118502483

transactions	debits	credits	balance
31.12.15			504.36
04.01.16	2.50		501.86
29.01.16		0.87	502.73
29.02.16		0.83	503.56
31.03.16		0.88	504.44
29.04.16		0.84	505.28
31.05.16		0.70	505.98
30.06.16		0.64	506.62

## how to make a transaction

## online

Log in to [www.macquarie.com.au/personal](http://www.macquarie.com.au/personal)

## by phone

Call 133 275 to make a phone transaction

## transfers from another bank account

Transfer funds from another bank to this account:  
BSB 184 446  
ACCOUNT NO. 118502483

## deposits using BPay

From another bank

Biller code: 20206  
Ref: 118 502 483

continued on next



## Macquarie Cash Management Account

enquiries 1800 806 310

account name EQUITY EXPECTATIONS PTY LTD  
ATF EVANS SUPERANNUATION FUND  
account no. 118502483

transactions	debits	credits	balance
CLOSING BALANCE AS AT 30 JUN 16	2.50	4.76	506.62

\* Interest rate for the period 1 January to 4 May: 1.90%pa (125 days); 5 May to 30 June: 1.65%pa (57 days)

## annual interest summary 2015/2016

INTEREST PAID	10.00
TOTAL INCOME PAID	10.00

## about your account

- The interest rate is variable and may change at any time without prior notice.
- If you need further information about your account or the fees and charges, please read the current Product Information Statement or call the enquiries number at the top right of this statement.

## viewing your statements online

- From 1 September 2015 paper statements will incur a fee of \$2.50 per statement. You can elect to switch to free online statements by updating your preference online.

## resolving disputes

- If you have a complaint we will try to resolve the matter within 45 business days of receiving it. Macquarie Bank Limited is a member of the Financial Ombudsman Service (FOS) ABN 67 131 124 448, an independent external complaints resolution scheme.
- If you are not satisfied with our resolution, phone FOS on 1300 780 808 (within Australia) or +61 3 9613 7366 and quote our membership number 10019.


## changing your personal details

- Please let us know if your personal details change. Log in to our website to change your details online.

Bal 30/6/15 499.12  
 Interest Rec 10.00  
 BANK FEE (2.50)  


---

 BALANCE 30/6/16 506.62



MACQUARIE

# Macquarie Cash Management Account

MACQUARIE BANK LIMITED  
ABN 46 008 583 542 AFSL 237502

**enquiries 1800 806 310**  
**fax 1800 550 140**  
www.macquarie.com.au

GPO Box 1459  
Brisbane, QLD 4001

Level 16A  
345 Queen St  
Brisbane, QLD 4000



EQUITY EXPECTATIONS PTY LTD  
PO BOX 1020  
WARWICK QLD 4370

**account balance \$507.85**  
as at 31 Dec 16

account name EQUITY EXPECTATIONS PTY LTD  
ATF EVANS SUPERANNUATION FUND  
account no. 118502483

	transactions	debits	credits	balance
30.06.16	OPENING BALANCE			506.62
01.07.16	PAPER STATEMENT FEE	2.50		504.12
29.07.16	MACQUARIE CMA INTEREST PAID*		0.67	504.79
31.08.16	MACQUARIE CMA INTEREST PAID*		0.62	505.41
30.09.16	MACQUARIE CMA INTEREST PAID*		0.60	506.01
31.10.16	MACQUARIE CMA INTEREST PAID*		0.62	506.63
30.11.16	MACQUARIE CMA INTEREST PAID*		0.60	507.23
30.12.16	MACQUARIE CMA INTEREST PAID*		0.62	507.85

## how to make a transaction

**online**  
Log in to [www.macquarie.com.au/personal](http://www.macquarie.com.au/personal)

**by phone**  
Call 133 275 to make a phone transaction

**transfers from another bank account**  
Transfer funds from another bank to this account:  
BSB 184 446  
ACCOUNT NO. 118502483

**deposits using BPay**  
From another bank



Bill code: 20206  
Ref: 118 502 483

continued on next



## Macquarie Cash Management Account

enquiries 1800 806 310

**account name** EQUITY EXPECTATIONS PTY LTD  
ATF EVANS SUPERANNUATION FUND  
**account no.** 118502483

transactions	debits	credits	balance
CLOSING BALANCE AS AT 31 DEC 16	2.50	3.73	507.85

\* Interest rate for the period 1 July to 3 August: 1.65%pa (34 days); 4 August to 31 December: 1.40%pa (150 days)

### about your account

- The interest rate is variable and may change at any time without prior notice.
- If you need further information about your account or the fees and charges, please read the current Product Information Statement or call the enquiries number at the top right of this statement.

### viewing your statements online

- From 1 September 2015 paper statements will incur a fee of \$2.50 per statement. You can elect to switch to free online statements by updating your preference online.

### resolving disputes

- If you have a complaint we will try to resolve the matter within 45 business days of receiving it. Macquarie Bank Limited is a member of the Financial Ombudsman Service (FOS) ABN 67 131 124 448, an independent external complaints resolution scheme.
- If you are not satisfied with our resolution, phone FOS on 1300 780 808 (within Australia) or +61 3 9613 7366 and quote our membership number 10019.

### changing your personal details

- Please let us know if your personal details change. Log in to our website to change your details online.



MACQUARIE

## Macquarie Cash Management Account

MACQUARIE BANK LIMITED  
ABN 46 008 583 542 AFSL 237502enquiries 1800 806 310  
fax 1800 550 140  
www.macquarie.com.auGPO Box 1459  
Brisbane, QLD 4001

042 119264

EQUITY EXPECTATIONS PTY LTD  
PO BOX 1020  
WARWICK QLD 4370Level 16A  
345 Queen St  
Brisbane, QLD 4000account balance **\$508.97**  
as at 30 Jun 17account name EQUITY EXPECTATIONS PTY LTD  
ATF EVANS SUPERANNUATION FUND  
account no. 118502483

transactions	debits	credits	balance
31.12.16 OPENING BALANCE			507.85
03.01.17 PAPER STATEMENT FEE	2.50		505.35
31.01.17 MACQUARIE CMA INTEREST PAID*		0.62	505.97
28.02.17 MACQUARIE CMA INTEREST PAID*		0.56	506.53
31.03.17 MACQUARIE CMA INTEREST PAID*		0.62	507.15
28.04.17 MACQUARIE CMA INTEREST PAID*		0.60	507.75
31.05.17 MACQUARIE CMA INTEREST PAID*		0.62	508.37
30.06.17 MACQUARIE CMA INTEREST PAID*		0.60	508.97

## how to make a transaction

online  
Log in to [www.macquarie.com.au/personal](http://www.macquarie.com.au/personal)by phone  
Call 133 275 to make a phone transactiontransfers from another bank account  
Transfer funds from another bank to this account:  
BSB 184 446  
ACCOUNT NO. 118502483deposits using BPay  
From another bankBillers code: 20206  
Ref: 118 502 483

continued on next

## Macquarie Cash Management Account

enquiries 1800 806 310

account name EQUITY EXPECTATIONS PTY LTD  
ATF EVANS SUPERANNUATION FUND  
account no. 118502483

transactions	debits	credits	balance
CLOSING BALANCE AS AT 30 JUN 17	2.50	3.62	508.97

\* Interest rate for the period 1 January to 30 June: 1.40%pa (181 days)

**annual interest summary 2016/2017**

INTEREST PAID	7.35
TOTAL INCOME PAID	7.35

continued on next



## End of Period Closing Figures - Super Fund

Client Name: The Evans Superannuation Fund      Period Ended: 30 June 2017  
 Client Code: 0      Accountant: Melinda Timms

**Cash on Hand:**

**Debtors:**

311.05	LISC - ATO - Roger
<u>410.90</u>	2016 Tax Refund
<b>721.95</b>	<b>680 Sundry Debtors</b>

**Creditors:**

859.82	Funds owed to E-Z Family Trust
<u>387.00</u>	June 2017 BAS
<b>1,246.82</b>	<b>880 Sundry Creditors</b>

### GST Reconciliation

Client Name: Evans Superannuation Period Ended: 30 June 2017  
 Client Code: \_\_\_\_\_ Accountant: Melinda Timms

**Details from BAS:**

Period	GST Collected	GST Paid	PAYG Withholding	PAYG Instalment	FBT Instalment	Deferred Coy Instal	Payment / Refund
July							
August							
September							
October							
November							
December							
January							
February							
March							
April							
May							
June	1,320	1,500		567			387
	<u>1,320</u>	<u>1,500</u>	<u>0</u>	<u>567</u>	<u>0</u>	<u>0</u>	<u>387</u>

**Details from Accounts:**

	1B	1A
GST Per Accounts	2,595.65	1,320.00
BASs Lodged		
GST on Debtors/Creditors	1,500.00	1,320.00
GST Variance	<u>\$1,095.65</u> underclaimed	<u>\$0.00</u> overpaid
<b>Total BAS Adjustments Required</b>		<u>(\$1,095.65) refundable</u>
Add: Amounts Overpaid/Underclaimed		
GST underclaimed on insurance, repairs and maintenance etc		1,095.65
Total		<u>\$1,095.65</u>
Less: Amounts Underpaid/Overclaimed		
Total		<u>\$0.00</u>
<b>Variance (should always be 0)</b>		<u>\$0.00</u>

The Evans Superannuation Fund

**Detailed Activity Statement Preparation Report**

For The Period 01 July 2016 - 30 June 2017

Description	Reference	Gross(Inc GST)	GST Rate	GST
<b>Income</b>				
<b>Sales</b>				
<b>Property Income</b>				
Murrays Bridge				
26/06/2017	Murrays Bridge	3,300.00	100%	300.00
30/06/2017	Murrays Bridge	11,220.00	100%	1,020.00
		<u>14,520.00</u>		<u>1,320.00</u>
		14,520.00		1,320.00
<b>Total Sales</b>	G1	<u>14,520.00</u>		
<b>Total GST collected on Sales</b>	1A			<u>1,320.00</u>
<b>Expenses</b>				
<b>Capital Purchases</b>				
<b>Total Capital Purchases</b>	G10	<u>0.00</u>		
<b>Non Capital Purchases</b>				
<b>ASIC Fees</b>				
ASIC Fees				
21/03/2017	ASIC Fees	47.00	GST Free	
		<u>47.00</u>		<u>0.00</u>
		47.00		0.00
<b>Property Expenses - Council Rates</b>				
Murrays Bridge				
12/08/2016	Murrays Bridge	3,017.20	GST Free	0.00
		<u>3,017.20</u>		<u>0.00</u>
		3,017.20		0.00
<b>Property Expenses - Insurance Premium</b>				
Murrays Bridge				
25/02/2017	Murrays Bridge	2,745.00	100%	229.05
		<u>2,745.00</u>		<u>229.05</u>
		2,745.00		229.05
<b>Property Expenses - Repairs Maintenance</b>				
Murrays Bridge				

Description	Reference	Gross(Inc GST)	GST Rate	GST
11/07/2016	Murrays Bridge	4,046.90	100%	367.90
18/07/2016	Murrays Bridge	2,735.70	100%	248.70
		<u>6,782.60</u>		<u>616.60</u>
		6,782.60		616.60

**Water Scheme & Dam Works (Murrays Bridge)**

Water Scheme & Dam Works (Murrays Bridge)

04/07/2016	Water Scheme & Dam Works (Murrays Bridge)	2,750.00	100%	250.00
26/06/2017	Water Scheme & Dam Works (Murrays Bridge)	16,500.00	100%	1,500.00
		<u>19,250.00</u>		<u>1,750.00</u>
		19,250.00		1,750.00

**Total Non Capital Purchases** G11 31,841.80

**Total GST Paid on Purchases** 1B 2,595.65

**BAS Summary**

<b>Total Sales</b>	<b>G1</b>	14,520.00	<b>Total GST Collected on Sales</b>	<b>1A</b>	1,320.00
<b>Total Capital Purchases</b>	<b>G10</b>	0.00	<b>Total GST Paid on Purchases</b>	<b>1B</b>	2,595.65
<b>Total Non Capital Purchases</b>	<b>G11</b>	31,841.80	<b>GST Payable / (Refundable)</b>		(1,275.65)



**Australian Government**  
**Australian Taxation Office**

**Agent** INFERNO ACCOUNTING  
**Client** THE TRUSTEE FOR THE EVANS  
SUPERANNUATION FUND  
**ABN** 38 570 797 119

## Print activity statement

Account	Period	Document ID	GST accounting method
Activity statement – 001 – THE TRUSTEE FOR THE EVANS SUPERANNUATION FUND	Jul 2016 – Sep 2016	34895366999	Cash
<b>Receipt ID</b>	6581450274		
<b>Date lodged</b>	28 November 2016		
<b>Payment due date</b>	25 November 2016		

## Statement summary

Description	Reported Value	Owed to ATO	Owed by ATO
<b>Goods and services tax (GST)</b>			
1A Owed to ATO		\$0.00	
1B Owed by ATO			\$0.00
G1 Total sales	\$0.00		
Does this include GST?	Yes		
G2 Export sales	\$0.00		
G3 Other GST-free sales	\$0.00		
G10 Capital purchases	\$0.00		
G11 Non-capital purchases	\$0.00		
<b>PAYG income tax instalment</b>			
5A Owed to ATO		\$0.00	
5B Owed by ATO			\$0.00
T1 PAYG instalment income	\$0.00		
T2 Multiplied by rate – Based on the notional tax \$ 605.10 from the 2015 assessment.	4.30%		
T3 Or new varied rate	0.00%		

## No amount payable

\$0.00



**Australian Government**  
**Australian Taxation Office**

**Agent** INFERNO ACCOUNTING  
**Client** THE TRUSTEE FOR THE EVANS  
SUPERANNUATION FUND  
**ABN** 38 570 797 119

## Print activity statement

Account	Period	Document ID	GST accounting method
Activity statement – 001 – THE TRUSTEE FOR THE EVANS SUPERANNUATION FUND	Oct 2016 – Dec 2016	34934413741	Cash

<b>Receipt ID</b>	1313432573
<b>Date lodged</b>	28 February 2017
<b>Payment due date</b>	28 February 2017

## Statement summary

Description	Reported Value	Owed to ATO	Owed by ATO
<b>Goods and services tax (GST)</b>			
1A Owed to ATO		\$0.00	
1B Owed by ATO			\$0.00
G1 Total sales	\$0.00		
Does this include GST?	Yes		
G2 Export sales	\$0.00		
G3 Other GST-free sales	\$0.00		
G10 Capital purchases	\$0.00		
G11 Non-capital purchases	\$0.00		
<b>PAYG income tax instalment</b>			
5A Owed to ATO		\$0.00	
5B Owed by ATO			\$0.00
T1 PAYG instalment income	\$0.00		
T2 Multiplied by rate – Based on the notional tax \$ 605.10 from the 2015 assessment.	4.30%		
T3 Or new varied rate	0.00%		

## No amount payable

\$0.00



**Australian Government**  
**Australian Taxation Office**

**Agent** INFERNO ACCOUNTING  
**Client** THE TRUSTEE FOR THE EVANS  
SUPERANNUATION FUND  
**ABN** 38 570 797 119

## Print activity statement

Account	Period	Document ID	GST accounting method
Activity statement – 001 – THE TRUSTEE FOR THE EVANS SUPERANNUATION FUND	Jan 2017 – Mar 2017	34972576751	Cash

<b>Receipt ID</b>	1374564345
<b>Date lodged</b>	24 May 2017
<b>Payment due date</b>	29 May 2017

## Statement summary

Description	Reported Value	Owed to ATO	Owed by ATO
<b>Goods and services tax (GST)</b>			
1A Owed to ATO		\$0.00	
1B Owed by ATO			\$0.00
G1 Total sales	\$0.00		
Does this include GST?	Yes		
G2 Export sales	\$0.00		
G3 Other GST-free sales	\$0.00		
G10 Capital purchases	\$0.00		
G11 Non-capital purchases	\$0.00		
<b>PAYG income tax instalment</b>			
5A Owed to ATO		\$0.00	
5B Owed by ATO			\$0.00
T1 PAYG instalment income	\$0.00		
T2 Multiplied by rate – Based on the notional tax \$ 605.10 from the 2015 assessment.	4.30%		
T3 Or new varied rate	0.00%		

## No amount payable

\$0.00



**Australian Government**  
**Australian Taxation Office**

**Agent** INFERNO ACCOUNTING  
**Client** THE TRUSTEE FOR THE EVANS  
SUPERANNUATION FUND  
**ABN** 38 570 797 119

## Print activity statement

Account	Period	Document ID	GST accounting method
Activity statement – 001 – THE TRUSTEE FOR THE EVANS SUPERANNUATION FUND	Apr 2017 – Jun 2017	35009894428	Cash

<b>Receipt ID</b>	9547704451
<b>Date lodged</b>	31 August 2017
<b>Payment due date</b>	25 August 2017

## Statement summary

Description	Reported Value	Owed to ATO	Owed by ATO
<b>Goods and services tax (GST)</b>			
1A Owed to ATO		\$1,320.00	
1B Owed by ATO			\$1,500.00
G1 Total sales	\$14,520.00		
Does this include GST?	Yes		
G2 Export sales	\$0.00		
G3 Other GST-free sales	\$0.00		
G10 Capital purchases	\$16,500.00		
G11 Non-capital purchases	\$0.00		
<b>PAYG income tax instalment</b>			
5A Owed to ATO		\$567.00	
5B Owed by ATO			\$0.00
T1 PAYG instalment income	\$13,200.00		
T2 Multiplied by rate – Based on the notional tax \$ 605.10 from the 2015 assessment.	4.30%		
T3 Or new varied rate	0.00%		

## Amount owing to ATO

\$387.00



18

Created: 19/04/2021 8:41 PM

E-Z Projects P/ L ATF E-Z Family Trust

Lot 10  
147 Wildash School Road  
Murray's Bridge QLD 4370

### Account Transactions [Accrual]

1/07/2017 To 19/04/2021

ABN: 57 080 878 813

Email: roger@ezprojects.com.au

ID No.	Src	Date	Memo/Payee	Debit	Credit	Job No.
<b>1-1320</b>			<b>Loan - Evans Superfund</b>			
200978	CD	21/08/2017	DUNCAN LC, DM, AL & KE	\$3,443.00		
200989	CD	31/08/2017	DUNCAN LC, DM, AL & KE	\$2,013.00		
CR000361	CR	19/09/2017	Equity Expectations P/L		\$5,456.00	
201024	CD	25/09/2017	Australian Tax Office	\$387.00		
201337	CD	21/03/2018	ASIC Filing Fees	\$48.00		
				<b>\$5,891.00</b>	<b>\$5,456.00</b>	

This report includes Year-End Adjustments.



**DARLING DOWNS  
INSURANCE BROKERS**

AFS Licence No. 241423

**'Willow Glen Centre'**  
4 / 833 Ruthven Street  
Toowoomba Qld 4350  
PO Box 7956  
Toowoomba South Qld 4350  
Telephone 07 4635 0777  
Facsimilie 07 4636 6863

**Warwick Office**  
70 Grafton Street  
Warwick Qld 4370  
PO Box 968  
Warwick Qld 4370  
Telephone 07 4661 7244  
Facsimile 07 4661 7387

Your policy is due for renewal on 28/03/2017. We invite you to renew this policy by payment of the total due to ensure your continuity of cover. If you would like to talk to us about this renewal or any other insurance matter please contact us.

MR ROGER EVANS  
EZ PROJECTS PTY LTD  
PO BOX 1020  
WARWICK QLD 4370

**TAX INVOICE**

This document will be a tax invoice for GST when you make payment

Invoice Date: 25/02/2017  
Invoice No: 37901  
Our Reference: EVANS ROGE

Should you have any queries in relation to this account, please contact your Account Manager  
Brad Millard

**Class of Policy:** Farm Combined  
**Insurer:** ALLIANZ AUSTRALIA INSURANCE LIMITED  
BRISBANE  
ABN: 15 000 122 850  
**The Insured:** EQUITY EXPECTATIONS PTY LTD ATF THE EVANS SUPERANN

**RENEWAL**  
**Policy No:** 42-R004812-AFC  
**Period of Cover:**  
From 28/03/2017  
to 28/03/2018 at 4:00 pm

**Details:** See attached schedule for a description of the risk(s) insured

**Direct Credit option:**  
NATIONAL AUSTRALIA BANK LIMITED  
Acct Name: DARLING DOWNS INSURANCE BROKERS PTY LTD  
BSB No: 084983  
Acct No: 609085622  
**Please use reference:**  
EVANS ROGE 37901

**YOUR DUTY OF DISCLOSURE**

PLEASE READ IMPORTANT NOTICE OVERLEAF

**Your Premium:**

Premium	UW Levy	Fire Levy	GST	Stamp Duty	Special Fee	Admin Fee
\$2,276.37	\$0.00	\$0.00	\$229.05	\$225.36	\$0.00	\$14.22
<b>TOTAL</b>						<b>\$2,745.00</b>

Clients who are not fully satisfied with our services should contact our customer relations/complaints officer.  
DARLING DOWNS INSURANCE BROKERS PTY LTD also subscribe to the Financial Ombudsman Service (FOS), a free customer service and the General Insurance Brokers Code of Practice. Further information is available from this office, or contact the FOS on 1300 780 808.

Thank you for your custom - We appreciate your business

**REMITTANCE ADVICE**

Please detach and return with your payment or Credit Card authority to:  
DARLING DOWNS INSURANCE BROKERS PTY LTD  
PO BOX 968  
WARWICK Q 4370  
Please charge \$2,745.00 to my  Mastercard  Visa Card

Card No:                  
Cardholder Name: \_\_\_\_\_  
Expiry: \_\_\_\_/\_\_\_\_ Signature: \_\_\_\_\_

Our Ref: EVANS ROGE RENEWAL  
Invoice No: 37901  
Due Date: 28/03/2017  
Policy No: 42-R004812-AFC  
Acct Man: BRAD  
In accordance with standard business practices, receipts will not be issued unless requested.

**AMOUNT DUE \$2,745.00**

**Schedule of Insurance**

<b>Class of Policy:</b> Farm Combined	<b>Policy No:</b> 42-R004812-AFC
<b>The Insured:</b> EQUITY EXPECTATIONS PTY LTD ATF THE EVANS SUPERANN EZ PROJECTS PTY LTD ATF THE EZ FAMILY TRUST	<b>Invoice No:</b> 37901

RURAL

Insured: EQUITY EXPECTATIONS PTY LTD ATF THE EVANS SUPERANNUATION FUND (LANDLORD)  
EZ PROJECTS PTY LTD ATF THE EZ FAMILY TRUST (TENANT)

Location: 147 WILDASH SCHOOL ROAD, MURRAYS BRIDGE QLD 4370

Interested Party: N/A

HOME PROPERTY - NOT REQUIRED

FARM PROPERTY

	SUM INSURED
	-----
1. MACHINERY SHED/LIVING QUARTERS	Building \$ 40,000
2. HAY SHED	Building \$ 10,000
FARM CONTENTS	\$ 10,000
PUMPS/ENGINES UNSPECIFIED FARM MACHINERY	\$ 5,000
YARDS	\$ 20,000
FENCING	
FIRST LOSS FENCING ENDORSEMENT	\$ 50,000

DEFINED EVENTS AS PER POLICY, EXCLUDING FLOOD.  
BASIS OF SETTLEMENT: REPLACEMENT  
EXCESS: \$ 100

Premium: \$ 1135.31  
 Base: \$ 946.88    Gst: \$ 94.69    S/D: \$ 93.74

BURGLARY/THEFT

	SUM INSURED
	-----
FARM PROPERTY	\$ 5,000
EXCESS: \$ 150	

Premium: \$ 116.71  
 Base: \$ 97.34    Gst: \$ 9.73    S/D: \$ 9.64

LIABILITY

LEGAL LIABILITY for bodily injury or damage to property  
arising from Insured's rural operations  
at and from the Situation within Australia.  
EXCLUDING ANY PRIVATE AIRCRAFT LANDING AREA.

chedule of Insurance

Class of Policy:	Farm Combined	Policy No:	42-R004812-AFC
The Insured:	EQUITY EXPECTATIONS PTY LTD ATF THE EVANS SUPERANN EZ PROJECTS PTY LTD ATF THE EZ FAMILY TRUST	Invoice No:	37901

LIMIT OF LIABILITY ..... \$ 5,000,000  
 EXCESS: \$ 500

420 ACRES - CATTLE FARMING

Premium: \$ 564.20  
 Base: \$ 457.52    Gst: \$ 47.17    S/D: \$ 45.29    B/Fee: \$ 14.22

MACHINERY BREAKDOWN - NOT TAKEN

FARM VEHICLES & MOBILE MACHINERY  
 ITEM

SUM INSURED

Sum Insured or Market Value whichever is the lesser

- |   |           |
|---|-----------|
| 1. 2013 MAZDA BT50 4X4 EXTRA CAB UTILITY<br>Reg No. 509SXF<br>Vin No. MMOUPOYF100152307<br>Cover: COMPREHENSIVE<br>Excess \$ 350 (Windscreen Extension) | \$ 43,000 |
| 2. 2013 YAMAHA 350 ATV & ACCESSORIES<br>Reg No. NA<br>Cover: COMPREHENSIVE<br>Excess \$ 200   | \$ 9,000  |

Premium: \$ 928.78  
 Base: \$ 774.63    Gst: \$ 77.46    S/D: \$ 76.69 .

# E-Z Projects P/ L ATF E-Z Family Trust

Lot 10  
147 Wildash School Road  
Murray's Bridge QLD 4370

ABN: 57 080 878 813

Email: roger@ezprojects.com.au

	Date Memo	Debit	Credit Job No.	Net Activity	Ending Balance
<b>Clearing Account</b>					
	Total :	\$0.00	\$0.00	\$0.00	\$0.00
<b>Trade Debtors- Evans S/F</b>					
	Total :	\$0.00	\$0.00	\$0.00	\$0.00
<b>Loan - Evans Superfund</b>					
	Balance: \$859.82				\$906.82
	CD 21/03/2017 ASIC Filing Fees	\$47.00			\$1,000.56
	0036 GJ 28/03/2017 DDIB Farm Policy	\$93.74			\$2,042.13
	0036 GJ 28/03/2017 DDIB Farm Policy	\$1,041.57			\$702.87cr
	00036 GJ 28/03/2017 DDIB Farm Policy		\$2,745.00		\$2,042.13
	00763 CD 30/03/2017 Darling Downs Insurance	\$2,745.00			\$2,042.13
	Total :	\$3,927.31	\$2,745.00	\$1,182.31	\$2,042.13
<b>1-1330 Deposits - Ergon Energy</b>					
	Beginning Balance: \$170.00				\$170.00
	Total :	\$0.00	\$0.00	\$0.00	\$170.00
<b>1-1340 Voluntary Withholding Credits</b>					
	Beginning Balance: \$0.00				\$0.00
	Total :	\$0.00	\$0.00	\$0.00	\$0.00
<b>1-1350 ABN Withholding Credits</b>					
	Beginning Balance: \$0.00				\$0.00
	Total :	\$0.00	\$0.00	\$0.00	\$0.00
<b>1-1400 Livestock at Cost</b>					
	Beginning Balance: \$12,335.00				\$0.00
	GJ000039 GJ 30/06/2017 year end cattle accountin		\$12,335.00		\$0.00
	Total :	\$0.00	\$12,335.00	\$12,335.00cr	\$0.00
<b>1-2110 Plant &amp; Equipment At Cost</b>					
	Beginning Balance: \$42,326.88				\$0.00
	GJ000041 GJ 30/06/2017		\$42,326.88		\$0.00
	Total :	\$0.00	\$42,326.88	\$42,326.88cr	\$0.00
<b>1-2120 Accum. Depr. Plant &amp; Equipment</b>					
	Beginning Balance: \$42,326.88cr				\$0.00
	GJ000041 GJ 30/06/2017	\$42,326.88			\$0.00
	Total :	\$42,326.88	\$0.00	\$42,326.88	\$0.00
<b>1-2210 Water Reticulation At Cost</b>					
	Beginning Balance: \$49,839.94				\$34,839.94
	CR000342 CR 26/06/2017		\$15,000.00		\$34,839.94
	Total :	\$0.00	\$15,000.00	\$15,000.00cr	\$34,839.94
<b>1-2220 Accum. Depr. Water Reticulation</b>					
	Beginning Balance: \$0.00				\$0.00
	Total :	\$0.00	\$0.00	\$0.00	\$0.00
<b>1-2230 Yards / Fences at Cost</b>					
	Beginning Balance: \$36,696.85				\$36,696.85
	Total :	\$0.00	\$0.00	\$0.00	\$36,696.85
<b>1-2240 Accum Dep, Yards / Fences</b>					
	Beginning Balance: \$0.00				\$0.00

Top trace to 45h appears to be

---

Approx thickness 500 to 600 ft  
on section at 500m & 400m  
Ostracods:

Bay P. & - Frances

Extensive traces

Concave traces & shells

Trilobite casts

Maxillary box / H. are

Sp. are all are

All fossils &  
Sed with heavy

---

**General Ledger [Detail]**

**1/07/2013 To 30/06/2014**

1/11/2014  
9:45:43 AM

Page 16

ID#	Src	Date	Memo	Debit	Credit	Job No.	Net Activity	Ending Balance
<b>1-3410 Yards / Fences at Cost</b>								
<b>Beginning Balance:</b>								<b>\$7,317.44</b>
MC	CD	27/09/2013	Metalcorp	\$1,158.82				\$21,810.42
MC	CD	27/09/2013	Metalcorp	\$1,483.14				\$23,293.56
MC	CD	21/10/2013	Killarney Co - O	\$960.00				\$24,253.56
MC	CD	21/10/2013	Metalcorp	\$1,057.60				\$25,311.16
MC	CD	23/10/2013	Hanson Constru	\$524.55				\$25,835.71
MC	CD	25/10/2013	Landmark	\$1,472.35				\$27,308.06
MC	CD	3/11/2013	Hanson Constru	\$524.55				\$27,832.61
MC	CD	4/12/2013	Metalcorp	\$360.00				\$28,192.61
MC	CD	4/12/2013	Metalcorp	\$1,298.59				\$29,491.20
MC	CD	11/12/2013	Hanson Constru	\$536.00				\$30,027.20
MC	CD	12/12/2013	Metalcorp	\$72.67				\$30,099.87
MC	CD	14/12/2013	Killarney Co - O	\$98.82				\$30,198.69
MC	CD	4/01/2014	Killarney Co - O	\$400.00				\$30,598.69
MC	CD	10/01/2014	Metalcorp	\$448.44				\$31,047.13
MC	CD	13/01/2014	Metalcorp	\$803.05				\$31,850.18
MC	CD	13/01/2014	Shelleys Industr	\$155.00				\$32,005.18
MC	CD	14/01/2014	Metalcorp	\$73.26				\$32,078.44
MC	CD	15/01/2014	Hanson Constru	\$563.00				\$32,641.44
MC	CD	17/01/2014	Killarney Co - O	\$1,712.05				\$34,353.49
MC	CD	3/05/2014	Killarney Co - O	\$1,077.45				\$35,430.94
MC	CD	6/05/2014	Metalcorp	\$1,265.91				\$36,696.85
<b>Total:</b>				<b>\$29,379.41</b>	<b>\$0.00</b>		<b>\$29,379.41</b>	<b>\$36,696.85</b>
<b>1-3420 Yards / Fences Accum Dep</b>								
<b>Beginning Balance:</b>								<b>\$0.00</b>
GJ000040	GJ	30/06/2014			\$1,834.84			\$1,834.84cr
<b>Total:</b>				<b>\$0.00</b>	<b>\$1,834.84</b>		<b>\$1,834.84cr</b>	<b>\$1,834.84cr</b>
<b>1-3510 Water Reticulation at Cost</b>								
<b>Beginning Balance:</b>								<b>\$5,595.68</b>
200030	CD	28/11/2013	Evan's Rural Co	\$2,727.27				\$8,322.95
MC	CD	20/12/2013	Listers Irrigation	\$4,415.84				\$12,738.79
200032	CD	31/12/2013	ABC Bobcat Hir	\$1,142.60				\$13,881.39
MC	CD	14/01/2014	Total Eden	\$450.00				\$14,331.39
200033	CD	15/01/2014	Evan's Rural Co	\$6,363.64				\$20,695.03
MC	CD	17/01/2014	Killarney Co - O	\$859.09				\$21,554.12
200037	CD	18/02/2014	Hardy	\$400.00				\$21,954.12
200039	CD	26/02/2014	Pearce Crane H	\$1,500.00				\$23,454.12



**E-Z PROJECTS P/L ATF E-Z FAMILY TRUST**

**General Ledger [Detail]**

**1/07/2013 To 30/06/2014**

1/11/2014  
9:45:43 AM

Page 17

<u>ID#</u>	<u>Src</u>	<u>Date</u>	<u>Memo</u>	<u>Debit</u>	<u>Credit</u>	<u>Job No.</u>	<u>Net Activity</u>	<u>Ending Balance</u>
<b>1-3510 Water Reticulation at Cost</b>								
<b>Beginning Balance:</b>				<b>\$5,595.68</b>				
99	CD	3/03/2014	Listers Irrigation	\$2,420.00				\$25,874.12
MC	CD	3/03/2014	Listers Irrigation	\$7,012.32				\$32,886.44
200042	CD	12/03/2014	Evan's Rural Co	\$5,044.77				\$37,931.21
MC	CD	1/05/2014	Listers Irrigation	\$1,705.04				\$39,636.25
200046	CD	7/05/2014	Darling Downs	\$550.00				\$40,186.25
MC	CR	10/06/2014	Listers Irrigation		\$678.69			\$39,507.56
200051	CD	23/06/2014	Evan's Rural Co	\$4,545.45				\$44,053.01
GJ000037	GJ	30/06/2014		\$678.69				\$44,731.70
GJ000037	GJ	30/06/2014			\$616.99			\$44,114.71
GJ000039	GJ	30/06/2014		\$1,300.45				\$45,415.16
GJ000039	GJ	30/06/2014			\$5,595.68			\$39,819.48
<b>Total:</b>				<b>\$41,115.16</b>	<b>\$6,891.36</b>		<b>\$34,223.80</b>	<b>\$39,819.48</b>
<b>1-3520 Water Reticulation Accum Dep</b>								
<b>Beginning Balance:</b>				<b>\$5,595.68cr</b>				
GJ000039	GJ	30/06/2014		\$5,595.68				\$0.00
GJ000040	GJ	30/06/2014			\$13,273.16			\$13,273.16cr
<b>Total:</b>				<b>\$5,595.68</b>	<b>\$13,273.16</b>		<b>\$7,677.48cr</b>	<b>\$13,273.16cr</b>
<b>1-3610 Employees Amenities at Cost</b>								
<b>Beginning Balance:</b>				<b>\$5,746.17</b>				
GJ000038	GJ	30/06/2014			\$5,746.17			\$0.00
<b>Total:</b>				<b>\$0.00</b>	<b>\$5,746.17</b>		<b>\$5,746.17cr</b>	<b>\$0.00</b>
<b>1-3620 Employees Amenities Accum Dep</b>								
<b>Beginning Balance:</b>				<b>\$5,746.17cr</b>				
GJ000038	GJ	30/06/2014		\$5,746.17				\$0.00
<b>Total:</b>				<b>\$5,746.17</b>	<b>\$0.00</b>		<b>\$5,746.17</b>	<b>\$0.00</b>
<b>2-1110 Mastercard (*****3064)</b>								
<b>Beginning Balance:</b>				<b>\$3,283.83cr</b>				
DD	CD	1/07/2013	CBA Card Pay	\$2,372.29				\$911.54cr
MC	CD	1/07/2013	Fuel		\$97.25			\$1,008.79cr
MC	CD	2/07/2013	Metalcorp		\$6,455.57			\$7,464.36cr
MC	CD	5/07/2013	Toyota Expense		\$232.96			\$7,697.32cr



# Customer Receipt



Office Use: 034073:F059507:1127:01      Date: 26/06/2017

Account No.	Transaction Type	Amount
Seq: 573111125 #####8744	Deposit	\$16,500.00

*[Handwritten signatures and notes]*

PPF 000 081  
PPF 000 081

Transactions followed by an asterisk (\*) include a GST component

Westpac Banking Corporation ABN 33 007 457 141. AFSL 233714.      ROT001 (2/12) 259227

**Customer's Record of Bank C**  
Please detach this portion before

DATE : 26 June 2017  
PAYEE : E-Z PROJEC  
AMOUNT : \$16500.00

020Jan2017

0201Jan2017

41, Act 23/14

Strike (\*) include a GST compon


1000P N2 J2A  
D 150 0044

*[Handwritten signature]*

**Customer's Record of Bank Cheque**  
Please detach this portion before forwarding cheque to payee

743891

Branch Number 3978



DATE : 26 June 2017  
PAYEE : E-Z PROJECTS PTY LTD AS TRUSTEE FOR THE E-Z FAMILY TRUST  
AMOUNT : \$16500.00

Seq: 31  
#####

Date: 26/06/2017  
Amount: \$16,500.00



**Commonwealth Bank**



Commonwealth Bank of Australia Ltd  
ABN 48 629 661 221

Branch: NORTH LAKES SC  
BSB: 1185

**Deposit Receipt: 177 405 46621**

Date: 26/06/2017

Time: 12:15:02

WS ID: W42

Teller ID: 42

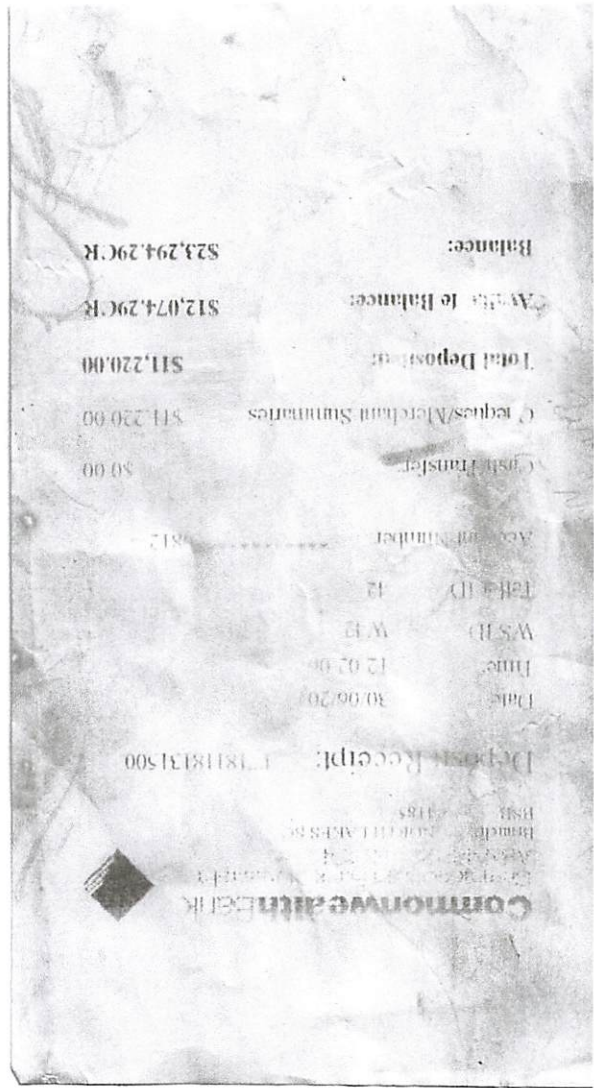
Account Number: \*\*\*\*\*0812

Cash Transfer: \$0.00

Cheques/Merchant Summaries: \$3,300.00

**Total Deposited: \$3,300.00** ✓

*26/6/17*



**CommonwealtheBank**

2000 Bank Street, Suite 1000, Boston, MA 02114

Branch: North Market Street

BSB: 01185

Deposit Receipt: 118118131500

Date: 30.09.20

Time: 12.02.00

W/SID: W43

Tell. ID: 42

Account Number: 812

Post-transfer: 50.00

Request/Merchandise Summaries: 511.220.00

Total Deposit of: 511.220.00

Available Balance: 512.074.290.00

Balance: 523.294.290.00





ASIC  
Australian Securities & Investments Commission

ABN 86 768 265 615

Inquiries  
www.asic.gov.au/invoices  
1300 300 630

EQUITY EXPECTATIONS PTY LTD  
HERRON ACCOUNTANTS  
PO BOX 504 NORTH LAKES QLD 4509

INVOICE STATEMENT

Issue date 21 Jan 17

EQUITY EXPECTATIONS PTY LTD

ACN 085 960 694

Account No. 22 085960694

Summary

Balance outstanding	\$0.00
New items	\$47.00
Payments & credits	\$0.00
<b>TOTAL DUE</b>	<b>\$47.00</b>

- Amounts are not subject to GST. (Treasurer's determination - exempt taxes, fees and charges).
- Payment of your annual review fee will maintain your registration as an Australian company.

Transaction details are listed on the back of this page

Please pay

Immediately	\$0.00 ✓
By 21 Mar 17	\$47.00

If you have already paid please ignore this invoice statement.

- Late fees will apply if you do NOT
  - tell us about a change during the period that the law allows
  - bring your company or scheme details up to date within 28 days of the date of issue of the annual statement, or
  - pay your review fee within 2 months of the annual review date.
- Information on late fee amounts can be found on the ASIC website.

*contribution*

✕

<b>TOTAL DUE</b>	<b>\$47.00</b>
<b>Immediately</b>	<b>\$0.00</b>
<b>By 21 Mar 17</b>	<b>\$47.00</b>

Payment options are listed on the back of this payment slip



Biller Code: 17301  
Ref: 2290859606944



ASIC  
Australian Securities & Investments Commission

PAYMENT SLIP

EQUITY EXPECTATIONS PTY LTD

ACN 085 960 694 Account No: 22 085960694



22 085960694



\*814 129 0002290859606944 58

## Confirmation

### Processing

Your payment will be received within our standard [cut-off times](#).

Looking for a transaction?

Use transaction search to find up to 3 years of history.

### Payment summary

BPAY® receipt number                      3952446

[Learn more](#)

### Payer

From    Family Trust 034-073 xx8744

Description                                    ASIC E E

### Payee

To     ASIC 2290859606944  
ASIC - Biller code 17301

Customer reference number                2290859606944

### Payment details

Amount                                         \$47.00

Scheduled payment date                  21 Mar 2017

Payment ID                                    dd17b441-7f39-409f-b25e-9c6bebde191a

Inquires 1300 300 630

Issue date 22 Jan 17

# Company Statement

Extract of particulars - s346A(1) Corporations Act 2001

CORPORATE KEY: 09449383

## Check this statement carefully

You are legally obligated to ensure that all your company details listed on this company statement are complete and correct. This is required under s346C (1) and/or s346B and s346C (2) of the *Corporations Act 2001*.

You must check this statement carefully and inform ASIC of any changes or corrections immediately. **Do not return this statement.** You must notify ASIC within 28 days after the date of change, and within 28 days after the date of issue of your annual company statement. Late lodgement of changes will result in late fees. These requirements do not apply to the **Additional company information**.

ACN 085 960 694  
FOR EQUITY EXPECTATIONS PTY LTD

REVIEW DATE: 21 January 17

## You must notify ASIC of any changes to company details — Do not return this statement



To make changes to company details or amend incorrect information

- go to [www.asic.gov.au/changes](http://www.asic.gov.au/changes)
- log in to our online services and make the required updates
- first time users will need to use the corporate key provided on this company statement



Phone if you've already notified ASIC of changes but they are not shown correctly in this statement.  
Ph: 1300 300 630



Use your agent.

## Company Statement

These are the current company details held by ASIC. You must check this statement carefully and inform ASIC of any changes or corrections immediately. Late fees apply. **Do not return this statement.**

1 **Registered office**  
HERRON ACCOUNTANTS 'NORWINN CENTRE' OFFICE 3 LEVEL 1 15 DISCOVERY DRIVE NORTH LAKES QLD 4509

2 **Principal place of business**  
'NORWINN CENTRE' OFFICE 3 LEVEL 1 15 DISCOVERY DRIVE NORTH LAKES QLD 4509

3 **Officeholders**

Name:	ROGER ERNEST EVANS
Born:	SYDNEY NSW
Date of birth:	02/05/1956
Address:	6 ALAMBI COURT ROTHWELL QLD 4022
Office(s) held:	DIRECTOR, APPOINTED 21/01/1999; SECRETARY, APPOINTED 21/01/1999

### 4 **Company share structure**

Share class	Shares description	Number issued	Total amount paid on these shares	Total amount unpaid on these shares
ORD	ORDINARY	2	\$2.00	\$0.00

### 5 **Members**

These details continue on the next page

EQUITY EXPECTATIONS PTY LTD ACN 085 960 694

Page 1 of 2



036

ACORNS TO OAK TREES PTY LTD  
PO BOX 504  
NORTH LAKES QLD 4509

Statement period	01 JUL 16 to 22 AUG 16
Tax file number	44 862 567
Date of issue	25 AUG 16
Statement number	1
Our reference	7104459505131

Account enquiries: 13 10 20  
Internet: www.ato.gov.au

**Statement of account**

This statement has been issued to provide account information in relation to THE TRUSTEE FOR THE EVANS SUPERANNUATION FUND, Superannuation account.

**Transaction list - Superannuation - LISC Remittance**

This statement shows transactions for the period 01 JUL 16 to 22 AUG 16 (inclusive)

Process date	Effective date	Description of transaction	Debit \$	Credit \$	Balance \$
01 JUL 16		STATEMENT OPENING BALANCE			0.00
20 AUG 16	20 AUG 16	Aggregated transfer from individual		311.05	311.05 CR
22 AUG 16	25 AUG 16	Cheque refund for LISC Remittance for the period from 20 Aug 16 to 31 Dec 99	311.05		0.00
22 AUG 16		STATEMENT CLOSING BALANCE			0.00

Your LISC Remittance refund of \$311.05 is provided in the attached cheque.

Robert Ravello  
Deputy Commissioner of Taxation

Please see over for important information about your statement

E00919-S00001-F130433

Page 1 of 4

This cheque is protected with ultra violet fluorescent ink which can be verified under an ultra violet light, the absence of this could indicate a fraudulent cheque.



Australian Government  
Australian Taxation Office

Reserve Bank of Australia  
Canberra, ACT

Australian Taxation Office, Official  
Administered Payments  
Cheque Account

ABN: 51 824 753 556

45300541 5  
25 AUG 16

Pay to the order of: THE TRUSTEE FOR THE EVANS SUPERANNUATION FUND

**\*\*\$311.05\*\***

The sum of: **\*\*Three Hundred and Eleven Dollars and Five Cents\*\***

NOT NEGOTIABLE  
A/C PAYEE ONLY

For and on behalf of ATO Cheque Account

Endorsement of Payee .....

Signing Officer..... *Frances A. Carter*





ACORNS TO OAK TREES PTY LTD  
PO BOX 504  
NORTH LAKES QLD 4509

Our reference: 7105605092780  
Phone: 13 10 20  
ABN: 38 570 797 119

7 August 2017

**SUPERANNUATION**

**Repayment of overpaid low income superannuation contributions**

Dear Sir/Madam

We recently reviewed the low income superannuation contribution payments we made to your members and found that we've overpaid by \$311.05.

We've listed the member account details in the superannuation overpayment member list, which may have been sent to you either electronically or included with this letter.

Please repay the above amount to us by **6 September 2017** either by cheque, using the payment slip below, or electronically via the BPAY® and direct credit details overleaf.

If you can't repay this, you'll need to complete either a paper or electronic *Superannuation payment variation advice* form (NAT 8451), available at [www.ato.gov.au](http://www.ato.gov.au) and lodge it with us on or before **4 September 2017**.

Accompanying notes for the superannuation overpayment member list are set out overleaf. If you have any questions, please phone **13 10 20** between 8.00am and 6.00pm, Monday to Friday, and quote your organisation's tax file number or Australian business number and 'Our reference' at the top of this letter.

Yours faithfully

David Diment  
Deputy Commissioner of Taxation  
E00085-S00002-F148193

7105605092780 JS 38063

Australian Taxation Office

**PAYMENT SLIP - 55**  
THE TRUSTEE FOR THE EVANS  
SUPERANNUATION FUND

ABN 38 570 797 119/00552

Amount due \$311.05

Australian Taxation Office  
Locked Bag 1793  
PENRITH NSW 1793

PRN 552 00044 862 567 2355



\*171 552000448625672355

<44862567>552< > < 000000> 550< >



ACORNS TO OAK TREES PTY LTD  
PO BOX 504  
NORTH LAKES QLD 4509

Our reference: 7105605092748  
ABN: 38 570 797 119

7 August 2017

### Superannuation overpayment member list

Provider:	THE TRUSTEE FOR THE EVANS SUPERANNUATION FUND
Tax file number:	44 862 567
Account type:	Low Income Superannuation contribution

Recovery for	Account/ Other ID	TFN	Date of birth	Recovery ref no.	Financial Year	Amount overpaid
Roger Evans	1	121 101 510	02 May 1956	7022 9937 1775 1	2015	\$311.05 DR
<b>Total amount overpaid</b>					<b>\$311.05 DR</b>	

Yours faithfully

James O'Halloran  
Deputy Commissioner of Taxation



L.C. D.M. A.L. & K.E. Duncan

PO Box 1250

Warwick. QLD 4370

Phone: 07 4664 8617 Fax: 07 4664 8620

Andrew Mobile: 0427 483 531

Laurie Mobile: 0438 106 190

Email: alkeduncan@gmail.com

# Tax Invoice

Date	Invoice No
1/07/2016	20256

Invoice To:
Equity Expectations PTY LTD As trustee for H.R. Evans superannuation Fund PO Box 1020 Warwick QLD 4370

P.O. Number	Terms	Due Date
	Due on receipt	1/07/2016

ABN:	89 896 264 232
------	----------------

Item	Description	Quantity	Price	TAX	TAX AMT	Amount
111	For building of dam on cherebah Property	1	2,500.00	GST	250.00	2,500.00

<b>Banking Details: LC, DM, AL &amp; KE Duncan</b> <b>Westpac: BSB 034 226 Account Number: 223130</b>  <b>Please Make Cheques Payable To: LC, DM, AL &amp; KE Duncan</b>	<b>Subtotal</b>	\$2,500.00
	<b>Tax</b>	\$250.00
<div style="border: 1px solid black; padding: 10px; text-align: center;"> <b>We Appreciate Your Business</b> </div>	<b>TOTAL</b>	\$2,750.00
	<b>Payments/Credits</b>	\$0.00
	<b>Balance Due</b>	\$2,750.00 ✓

NEW.



L.C. D.M. A.L. & K.E. Duncan

PO Box 1250  
Warwick. QLD 4370

Phone: 07 4664 8617 Fax: 07 4664 8620  
Andrew Mobile: 0427 483 531  
Laurie Mobile: 0438 106 190  
Email: alkeduncan@gmail.com

# Tax Invoice

Date	Invoice No
9/07/2016	20257

Invoice To:
Equity Expectations PTY LTD As trustee for H.R. Evans superannuation Fund PO Box 1020 Warwick QLD 4370

P.O. Number	Terms	Due Date
	Due on receipt	9/07/2016

ABN:	89 896 264 232
------	----------------

Item	Description	Quantity	Price	TAX	TAX AMT	Amount
	For fence annd property manitenance on Cherrabah property.					
1	Andrew Labour	52	30.00	GST	156.00	1,560.00
2	Laurie Labour	48	30.00	GST	144.00	1,440.00
3	Bobcat use	3	55.00	GST	16.50	165.00
4	Excavator use	3	150.00	GST	45.00	450.00
5	Plant hire	4	16.00	GST	6.40	64.00

<p><b>Banking Details: LC, DM, AL &amp; KE Duncan</b> Westpac: BSB 034 226 Account Number: 223130</p> <p>Please Make Cheques Payable To: LC, DM, AL &amp; KE Duncan</p>	<b>Subtotal</b>	\$3,679.00
	<b>Tax</b>	\$367.90
	<b>TOTAL</b>	<b>\$4,046.90</b>
	<b>Payments/Credits</b>	\$0.00
	<b>Balance Due</b>	\$4,046.90 ✓

We Appreciate Your Business
-----------------------------

*RM*



L.C. D.M. A.L. & K.E. Duncan

PO Box 1250

Warwick. QLD 4370

Phone: 07 4664 8617 Fax: 07 4664 8620

Andrew Mobile: 0427 483 531

Laurie Mobile: 0438 106 190

Email: alkeduncan@gmail.com

# Tax Invoice

Date	Invoice No
16/07/2016	20258

Invoice To:
Equity Expectations PTY LTD As trustee for H.R. Evans superannuation Fund PO Box 1020 Warwick QLD 4370

P.O. Number	Terms	Due Date
	Due on receipt	16/07/2016

ABN:	89 896 264 232
------	----------------

Item	Description	Quantity	Price	TAX	TAX AMT	Amount
	For Property repairs and maintenance on cherrabah property.					
1	Andrew Labour	34	30.00	GST	102.00	1,020.00
2	Laurie Labour	36	30.00	GST	108.00	1,080.00
3	Bobcat hire	5	55.00	GST	27.50	275.00
5	Plant hire	7	16.00	GST	11.20	112.00

<b>Banking Details: LC, DM, AL &amp; KE Duncan</b> <b>Westpac: BSB 034 226 Account Number: 223130</b>  <b>Please Make Cheques Payable To: LC, DM, AL &amp; KE Duncan</b>	<b>Subtotal</b>	\$2,487.00
	<b>Tax</b>	\$248.70
	<b>TOTAL</b>	\$2,735.70
	<b>Payments/Credits</b>	\$0.00
	<b>Balance Due</b>	\$2,735.70 ✓

We Appreciate Your Business

*AM*



# RECEIPT

## Southern Downs Regional Council

ABN: 59 786 792 651

Phone: 1300 69 7372  
Fax: (07) 4661 0333

Email: mail@sdrc.qld.gov.au  
Web: www.sdrc.qld.gov.au

Mailing Address: PO Box 26, Warwick QLD 4370.  
Warwick Office: 64 Fitzroy Street, Warwick QLD 4370  
Stanthorpe Office: 61 Marsh Street, Stanthorpe QLD 4380

Southern Downs  
REGIONAL COUNCIL

Receipt No.: 653892

Receipt Date: Thursday, August 11, 2016

From: Equity Expectations Pty Ltd

To: PO Box 1020  
WARWICK QLD 4370

Property	Application	Narrative/Qty	Reference	Amount
129935	Rates	129935		\$0.20
129935	Rates			\$12.97
129935	Rates			\$6.22
129935	Rates			\$2,997.81

To Rates: 147 Wildash School Road MURRAYS BRIDGE  
QLD 4370

**TOTAL AMOUNT PAID: \$3,017.20**

# RATE NOTICE

By given notice that the below rates and charges  
made and levied by the Southern Downs Regional  
Council for the year as shown below on the land described herein,  
are payable by the due date and may be recovered by legal  
action if not paid further notice. E. & O.E.

IN  
THE PRESENCE OF  
THE RECEIVING OFFICER

VALUATION

220,000

\*\*

19.39  
99.60  
37.00  
3,093.20

### Amounts Tendered

Cash	Cheque	Db/Cr Card	Money Order	Agency	Total
\$0.00	\$3,017.20	\$0.00	\$0.00	-\$0.00	\$3,017.20

Rounding: \$0.00

Change: \$0.00

\*If GST is applicable the amount will be specified.

Nett: \$3,017.20

Joint date or in the two instalments listed  
is the due date nominated below.

AMOUNT	NET TOTAL PAYABLE
3,017.20	\$3,017.20

Cheques are accepted subject to clearance by your bank

Please recycle your waste

No discount allowed.

DUE DATE  
12/08/2016

AMOUNT  
\$1,634.19

2nd INSTALMENT  
DUE DATE  
10/02/2017

AMOUNT  
\$1,615.00

Payments made after the 05/07/2016 are not shown on this notice.



Billers Code: 1909  
Ref: 288099



Billpay Code: 2443  
Ref: 2880995

BPAY\* this payment via internet or phone banking.  
BPAY View\* - View and pay this bill using internet banking.  
BPAY View Registration No.: 288099

In person at any Post Office, by phone 13 18 16, or go  
to postbillpay.com.au



\*2443 288099 5

Property ID: 129935

Name: Equity Expectations Pty Ltd

If payment is made in person or sent via mail please indicate by placing a ✓ beside which option you are choosing to pay your rates and  
enclose this tear off portion with your payment.

Option 1 - Full Payment of Rates if Paid by Discount Date  \$3,017.20

Option 2 - 1st Instalment Payment  \$1,634.19

FURTHER IMPORTANT READING MATTER IS MENTIONED ON THE REVERSE



1.4527 129935 042  
**Equity Expectations Pty Ltd**  
PO Box 1020  
WARWICK QLD 4370

You are hereby given notice that the below rates and charges have been made and levied by the Southern Downs Regional Council for the year as shown below on the land described herein, and are payable by the due date and may be recovered by legal process without further notice. E. & O.E.

DAVID KEENAN  
CHIEF EXECUTIVE OFFICER

PROPERTY ID	BILLING No.	RATING YEAR	ISSUE DATE	VALUATION
129935	288099	01/07/16 - 30/06/17	13/07/2016	220,000

DESCRIPTION AND LOCATION OF PROPERTY

**Property Address:** 147 Wildash School Road MURRAYS BRIDGE QLD 4370  
**Legal Description:** Lot 10 SP 254631 Par Wildash  
**Property Size:** 171.2 Ha **Land Use:** 65 Cattle Grazing Breeding

RATING DETAILS

\*\*\*\*\* 2016 - 2017 ANNUAL RATE NOTICE \*\*\*\*\*

Arrears and Interest Brought Forward (Payable Immediately)		19.39
Emergency Management Levy E02	Annual Charge	99.60
Rural Fire Brigades Special Charge	Annual Charge	37.00
Other Agricultural and Farming - Category 1	1.406 cents in the \$	3,093.20

All rates and charges in arrears are due and payable immediately. This notice may be paid either in full by the discount date or in the two instalments listed below. If you elect to pay your rates by instalments then the total amount of each instalment is due for payment by the due date nominated below.

OPTION 1 - FULL PAYMENT	DISCOUNT DATE	GROSS TOTAL	DISCOUNT AMOUNT	NET TOTAL PAYABLE
Discount will only be allowed if full payment is received by discount date.	12/08/2016	\$3,249.19	\$231.99CR	\$3,017.20
OR ↓				
OPTION 2 - PAYMENT BY INSTALMENT	1st INSTALMENT		2nd INSTALMENT	
No discount allowed.	DUE DATE	AMOUNT	DUE DATE	AMOUNT
	12/08/2016	\$1,634.19	10/02/2017	\$1,615.00

Payments made after the 05/07/2016 are not shown on this notice.



Billers Code: 1909  
Ref: 288099

BPAY\* this payment via internet or phone banking.  
BPAY View\* - View and pay this bill using internet banking.  
BPAY View Registration No.: 288099



Billpay Code: 2443  
Ref: 2880995

In person at any Post Office, by phone 13 18 16, or go to postbillpay.com.au



\*2443 288099 5

**Property ID:** 129935 **Name:** Equity Expectations Pty Ltd

If payment is made in person or sent via mail please indicate by placing a ✓ beside which option you are choosing to pay your rates and enclose this tear off portion with your payment.

**Option 1 - Full Payment of Rates if Paid by Discount Date**  \$3,017.20 **Option 2 - 1st Instalment Payment**  \$1,634.19

E Z Projects Pty Ltd

ATF E Z Family Trust

147 Wildash School Road

Murrays Bridge QLD 4370

ABN 57 080 878 813

1<sup>st</sup> July 2017

TAX INVOICE TO:

Equity Expectations Pty Ltd

ATF Evans Superannuation Fund

147 Wildash School Road

Murrays Bridge QLD 4370

**Stock Water Scheme 147 Wildash School Road Murrays Bridge QLD 4370**

**To reimbursement of costs for structural property improvements. Stock water scheme now in operation and completed.**

Supplier	Date	Invoice No	Amount
Lister Irrigation	28/11/2013	54834	11,943.47
Lister Irrigation	28/11/2013	54835	(11,943.47) Adjust Inv 54834
Lister Irrigation	11/12/2013	54961	3,140.00
Lister Irrigation	16/12/2013	54929	2,734.41
Lister Irrigation	19/12/2013	55054	314.00
Lister Irrigation	10/01/2014	55037	437.18
Lister Irrigation	10/01/2014	55360	1,121.63
Lister irrigation	13/01/2014	55400	252.66
Lister Irrigation	16/01/2014	55462	408.88
Lister Irrigation	17/01/2014	55491	374.29
Lister Irrigation	28/01/2014	55467	993.00
Lister Irrigation	28/01/2014	55495	1,077.47
Lister Irrigation	16/12/2013	54995	(3,139.97) Adjust Inv 54961.



Lister Irrigation	16/12/2013	54879	4,332.32
Lister Irrigation	17/12/2013	54950	525.10
Lister Irrigation	10/03/2014	55322	2,662.00
Lister Irrigation	01/05/2014	56647	1,875.54
Lister Irrigation	01/11/2013	54406	800.93
Lister Irrigation	01/11/2013	54403	960.00
Lister Irrigation	10/06/2014	Credit note	(678.69) Subtotal \$18190.75 GST 1653.71
Total Eden	13/01/2014	6964722	495.00 Subtotal \$ 495.00 GST 45.00
Pearce Crane Hire	31/12/2013	4661	1650.00 Subtotal \$ 1,650.00 GST 150.00
DDS & CT Hire	15/04/2014	31	605.00 Subtotal \$ 605.00 GST 55.00
RA & PK Hardy	08/01/2014	6260	440.00 Subtotal \$ 440.00 GST 40.00
Killarney Co-Op Ltd	16/01/2014	39028	945.00 Subtotal \$ 945.00 GST 85.90
ABC Bobcat Hire	31/12/2013	617	2336.86 Subtotal \$2336.86 GST 212.44
Evan's Rural	17/12/2013	218	2,527.85
Evan's Rural	02/02/2014	223	10,021.40
Evan's Rural	23/06/2014	270	6,430.50 Subtotal \$ 18979.75 GST 1725.45

TOTAL INVOICE

\$ 43,642.36 GST 3967.48

Banking Details

E Z Projects Pty Ltd ATF Evans Family Trust

Westpac: BSB:034-073

ACC: 158744

↓ part payment  
26/06/2017  
of \$16,500

The Evans Superannuation Fund  
**Statement of Taxable Income**

For the year ended 30 June 2017

	2017
	\$
Benefits accrued as a result of operations	25,822.42
<b>Less</b>	
Non Taxable Contributions	3,103.05
	<u>3,103.05</u>
SMSF Annual Return Rounding	(0.37)
<b>Taxable Income or Loss</b>	<u>22,719.00</u>
Income Tax on Taxable Income or Loss	3,407.85
 <b>CURRENT TAX OR REFUND</b>	 <u>3,407.85</u>
Supervisory Levy	259.00
Income Tax Instalments Paid	(567.00)
<b>AMOUNT DUE OR REFUNDABLE</b>	<u>3,099.85</u>

20

# The Evans Superannuation Fund

## General Ledger

As at 30 June 2017

Transaction Date	Description	Units	Debit	Credit	Balance \$
<b>Contributions (24200)</b>					
<u>(Contributions) Evans, Roger Ernest - Accumulation (EVAROG00001A)</u>					
05/07/2016	Herron Superannuation			480.00	480.00 CR
06/07/2016	Herron Superannuation			701.10	1,181.10 CR
14/07/2016	Herron Superannuation			480.00	1,661.10 CR
21/07/2016	Herron Superannuation			480.00	2,141.10 CR
27/07/2016	Herron Superannuation			480.00	2,621.10 CR
05/08/2016	Herron Superannuation			480.84	3,101.94 CR
11/08/2016	Herron Superannuation			480.84	3,582.78 CR
19/08/2016	Herron Superannuation			480.84	4,063.62 CR
20/08/2016	Accrue LISC - Roger (cheque refund)			311.05	4,374.67 CR
24/08/2016	Herron Superannuation			480.84	4,855.51 CR
02/09/2016	Herron Superannuation			480.84	5,336.35 CR
08/09/2016	Herron Superannuation			480.84	5,817.19 CR
15/09/2016	Herron Superannuation			480.84	6,298.03 CR
22/09/2016	Herron Superannuation			480.84	6,778.87 CR
30/09/2016	Herron Superannuation			480.84	7,259.71 CR
05/10/2016	Herron Superannuation			480.84	7,740.55 CR
12/10/2016	Herron Superannuation			480.84	8,221.39 CR
20/10/2016	Herron Superannuation			480.84	8,702.23 CR
27/10/2016	Herron Superannuation			480.84	9,183.07 CR
03/11/2016	Herron Superannuation			480.84	9,663.91 CR
09/11/2016	Herron Superannuation			480.84	10,144.75 CR
16/11/2016	Herron Superannuation			480.84	10,625.59 CR
23/11/2016	Herron Superannuation			480.84	11,106.43 CR
29/11/2016	Herron Superannuation			480.84	11,587.27 CR
08/12/2016	Herron Superannuation			451.61	12,038.88 CR
14/12/2016	Herron Superannuation			451.61	12,490.49 CR
20/12/2016	Herron Superannuation			451.61	12,942.10 CR
23/12/2016	Herron Superannuation			480.84	13,422.94 CR
06/01/2017	Herron Superannuation			451.61	13,874.55 CR
13/01/2017	Herron Superannuation			451.61	14,326.16 CR
19/01/2017	Herron Superannuation			451.61	14,777.77 CR
25/01/2017	Herron Superannuation			451.61	15,229.38 CR
02/02/2017	Herron Superannuation			451.61	15,680.99 CR
10/02/2017	Herron Superannuation			480.84	16,161.83 CR
17/02/2017	Herron Superannuation			451.61	16,613.44 CR
24/02/2017	Herron Superannuation			451.61	17,065.05 CR
25/02/2017	DIBB Insurance			2,745.00	19,810.05 CR
02/03/2017	Herron Superannuation			451.61	20,261.66 CR
09/03/2017	Herron Superannuation			451.61	20,713.27 CR
17/03/2017	Herron Superannuation			451.61	21,164.88 CR
21/03/2017	ASIC Fee paid by family trust			47.00	21,211.88 CR
23/03/2017	Herron Superannuation			451.61	21,663.49 CR
30/03/2017	Herron Superannuation			451.61	22,115.10 CR
06/04/2017	Herron Superannuation			509.16	22,624.26 CR
06/04/2017	Herron Superannuation			451.61	23,075.87 CR

# The Evans Superannuation Fund

## General Ledger

As at 30 June 2017

Transaction Date	Description	Units	Debit	Credit	Balance \$
21/04/2017	Herron Superannuation			394.06	23,469.93 CR
26/04/2017	Herron Superannuation			451.61	23,921.54 CR
04/05/2017	Herron Superannuation			451.61	24,373.15 CR
11/05/2017	Herron Superannuation			451.61	24,824.76 CR
18/05/2017	Herron Superannuation			451.61	25,276.37 CR
24/05/2017	Herron Superannuation			451.61	25,727.98 CR
02/06/2017	Herron Superannuation			480.84	26,208.82 CR
08/06/2017	Herron Superannuation			451.61	26,660.43 CR
14/06/2017	Herron Superannuation			451.61	27,112.04 CR
20/06/2017	Herron Superannuation			451.61	27,563.65 CR
27/06/2017	Herron Superannuation			451.61	28,015.26 CR
				<b>28,015.26</b>	<b>28,015.26 CR</b>

### Interest Received (25000)

#### Commonwealth Bank Direct Investment Account (CommonwealthBank)

01/07/2016	Credit Interest			8.23	8.23 CR
01/08/2016	Credit Interest			5.79	14.02 CR
01/12/2016	Credit Interest			9.60	23.62 CR
01/01/2017	Credit Interest			15.86	39.48 CR
01/02/2017	Credit Interest			18.25	57.73 CR
01/03/2017	Credit Interest			18.68	76.41 CR
01/04/2017	Credit Interest			23.19	99.60 CR
01/05/2017	Credit Interest			25.08	124.68 CR
01/06/2017	Credit Interest			28.28	152.96 CR
				<b>152.96</b>	<b>152.96 CR</b>

#### Macquarie Cash Management Account (MacquarieCM)

29/07/2016	Macquarie CMA Interest Paid			0.67	0.67 CR
31/08/2016	Macquarie CMA Interest Paid			0.62	1.29 CR
30/09/2016	Macquarie CMA Interest Paid			0.60	1.89 CR
31/10/2016	Macquarie CMA Interest Paid			0.62	2.51 CR
30/11/2016	Macquarie CMA Interest Paid			0.60	3.11 CR
30/12/2016	Macquarie CMA Interest Paid			0.62	3.73 CR
31/01/2017	Macquarie CMA Interest Paid			0.62	4.35 CR
28/02/2017	Macquarie CMA Interest Paid			0.56	4.91 CR
31/03/2017	Macquarie CMA Interest Paid			0.62	5.53 CR
28/04/2017	Macquarie CMA Interest Paid			0.60	6.13 CR
31/05/2017	Macquarie CMA Interest Paid			0.62	6.75 CR
30/06/2017	Macquarie CMA Interest Paid			0.60	7.35 CR
				<b>7.35</b>	<b>7.35 CR</b>

### Property Income (28000)

#### Murrays Bridge (MURRAYBRID)

26/06/2017	Rent (part payment)			3,000.00	3,000.00 CR
30/06/2017	Rent (balance)			10,200.00	13,200.00 CR
				<b>13,200.00</b>	<b>13,200.00 CR</b>

### ATO Supervisory Levy (30400)

#### ATO Supervisory Levy (30400)

30/06/2017	Accrue 2016 Tax		259.00		259.00 DR
------------	-----------------	--	--------	--	-----------

The Evans Superannuation Fund

**General Ledger**

As at 30 June 2017

Transaction Date	Description	Units	Debit	Credit	Balance \$
			<b>259.00</b>		<b>259.00 DR</b>
<b>ASIC Fees (30800)</b>					
<u>ASIC Fees (30800)</u>					
21/03/2017	ASIC Fee paid by family trust		47.00		47.00 DR
			<b>47.00</b>		<b>47.00 DR</b>
<b>Bank Charges (31500)</b>					
<u>Bank Charges (31500)</u>					
01/07/2016	Paper Smt Fee		2.50		2.50 DR
03/01/2017	Paper Statement Fee		2.50		5.00 DR
26/06/2017	E-Z Projects		15.00		20.00 DR
			<b>20.00</b>		<b>20.00 DR</b>
<b>Depreciation (33400)</b>					
<u>Depreciation - Capital Works Murray Bridge (00001)</u>					
30/06/2017	Depreciation per schedule		3,528.00		3,528.00 DR
			<b>3,528.00</b>		<b>3,528.00 DR</b>
<b>Property Expenses - Council Rates (41960)</b>					
<u>Murrays Bridge (MURRAYBRID)</u>					
12/08/2016	SDRC Rates		3,017.20		3,017.20 DR
			<b>3,017.20</b>		<b>3,017.20 DR</b>
<b>Property Expenses - Insurance Premium (41980)</b>					
<u>Murrays Bridge (MURRAYBRID)</u>					
25/02/2017	DIBB Insurance		2,515.95		2,515.95 DR
			<b>2,515.95</b>		<b>2,515.95 DR</b>
<b>Property Expenses - Repairs Maintenance (42060)</b>					
<u>Murrays Bridge (MURRAYBRID)</u>					
11/07/2016	Duncan Inv 20257 - fencing & property maintenance		3,679.00		3,679.00 DR
18/07/2016	Duncan Inv 20258 - repairs & maintenance		2,487.00		6,166.00 DR
			<b>6,166.00</b>		<b>6,166.00 DR</b>
<b>Income Tax Expense (48500)</b>					
<u>Income Tax Expense (48500)</u>					
30/06/2017	Create Entries - Income Tax Expense - 30/06/2017		3,407.85		3,407.85 DR
			<b>3,407.85</b>		<b>3,407.85 DR</b>
<b>Profit/Loss Allocation Account (49000)</b>					
<u>Profit/Loss Allocation Account (49000)</u>					
05/07/2016	System Member Journals		408.00		408.00 DR
06/07/2016	System Member Journals		595.93		1,003.93 DR
14/07/2016	System Member Journals		408.00		1,411.93 DR
21/07/2016	System Member Journals		408.00		1,819.93 DR
27/07/2016	System Member Journals		408.00		2,227.93 DR
05/08/2016	System Member Journals		408.71		2,636.64 DR
11/08/2016	System Member Journals		408.71		3,045.35 DR
19/08/2016	System Member Journals		408.71		3,454.06 DR
20/08/2016	System Member Journals		311.05		3,765.11 DR

The Evans Superannuation Fund

**General Ledger**

As at 30 June 2017

Transaction Date	Description	Units	Debit	Credit	Balance \$
24/08/2016	System Member Journals		408.71		4,173.82 DR
02/09/2016	System Member Journals		408.71		4,582.53 DR
08/09/2016	System Member Journals		408.71		4,991.24 DR
15/09/2016	System Member Journals		408.71		5,399.95 DR
22/09/2016	System Member Journals		408.71		5,808.66 DR
30/09/2016	System Member Journals		408.71		6,217.37 DR
05/10/2016	System Member Journals		408.71		6,626.08 DR
12/10/2016	System Member Journals		408.71		7,034.79 DR
20/10/2016	System Member Journals		408.71		7,443.50 DR
27/10/2016	System Member Journals		408.71		7,852.21 DR
03/11/2016	System Member Journals		408.71		8,260.92 DR
09/11/2016	System Member Journals		408.71		8,669.63 DR
16/11/2016	System Member Journals		408.71		9,078.34 DR
23/11/2016	System Member Journals		408.71		9,487.05 DR
29/11/2016	System Member Journals		408.71		9,895.76 DR
08/12/2016	System Member Journals		383.87		10,279.63 DR
14/12/2016	System Member Journals		383.87		10,663.50 DR
20/12/2016	System Member Journals		383.87		11,047.37 DR
23/12/2016	System Member Journals		408.71		11,456.08 DR
06/01/2017	System Member Journals		383.87		11,839.95 DR
13/01/2017	System Member Journals		383.87		12,223.82 DR
19/01/2017	System Member Journals		383.87		12,607.69 DR
25/01/2017	System Member Journals		383.87		12,991.56 DR
02/02/2017	System Member Journals		383.87		13,375.43 DR
10/02/2017	System Member Journals		408.71		13,784.14 DR
17/02/2017	System Member Journals		383.87		14,168.01 DR
24/02/2017	System Member Journals		383.87		14,551.88 DR
25/02/2017	System Member Journals		2,745.00		17,296.88 DR
02/03/2017	System Member Journals		383.87		17,680.75 DR
09/03/2017	System Member Journals		383.87		18,064.62 DR
17/03/2017	System Member Journals		383.87		18,448.49 DR
21/03/2017	System Member Journals		47.00		18,495.49 DR
23/03/2017	System Member Journals		383.87		18,879.36 DR
30/03/2017	System Member Journals		383.87		19,263.23 DR
06/04/2017	System Member Journals		432.79		19,696.02 DR
06/04/2017	System Member Journals		383.87		20,079.89 DR
21/04/2017	System Member Journals		334.95		20,414.84 DR
26/04/2017	System Member Journals		383.87		20,798.71 DR
04/05/2017	System Member Journals		383.87		21,182.58 DR
11/05/2017	System Member Journals		383.87		21,566.45 DR
18/05/2017	System Member Journals		383.87		21,950.32 DR
24/05/2017	System Member Journals		383.87		22,334.19 DR
02/06/2017	System Member Journals		408.71		22,742.90 DR
08/06/2017	System Member Journals		383.87		23,126.77 DR
14/06/2017	System Member Journals		383.87		23,510.64 DR
20/06/2017	System Member Journals		383.87		23,894.51 DR
27/06/2017	System Member Journals		383.87		24,278.38 DR

The Evans Superannuation Fund

**General Ledger**

As at 30 June 2017

Transaction Date	Description	Units	Debit	Credit	Balance \$
30/06/2017	Create Entries - Profit/Loss Allocation - 30/06/2017			2,192.84	22,085.54 DR
30/06/2017	Create Entries - Income Tax Expense Allocation - 30/06/2017		329.03		22,414.57 DR
			<b>24,607.41</b>	<b>2,192.84</b>	<b>22,414.57 DR</b>

**Opening Balance (50010)**

(Opening Balance) Evans, Roger Ernest - Accumulation (EVAROG00001A)

01/07/2016	Opening Balance				745,706.65 CR
01/07/2016	Fund ledger balance forward at 01/07/2016			43,326.29	789,032.94 CR
				<b>43,326.29</b>	<b>789,032.94 CR</b>

**Contributions (52420)**

(Contributions) Evans, Roger Ernest - Accumulation (EVAROG00001A)

01/07/2016	Opening Balance				9,071.58 CR
01/07/2016	Fund ledger balance forward at 01/07/2016		9,071.58		0.00 DR
05/07/2016	System Member Journals			480.00	480.00 CR
06/07/2016	System Member Journals			701.10	1,181.10 CR
14/07/2016	System Member Journals			480.00	1,661.10 CR
21/07/2016	System Member Journals			480.00	2,141.10 CR
27/07/2016	System Member Journals			480.00	2,621.10 CR
05/08/2016	System Member Journals			480.84	3,101.94 CR
11/08/2016	System Member Journals			480.84	3,582.78 CR
19/08/2016	System Member Journals			480.84	4,063.62 CR
20/08/2016	System Member Journals			311.05	4,374.67 CR
24/08/2016	System Member Journals			480.84	4,855.51 CR
02/09/2016	System Member Journals			480.84	5,336.35 CR
08/09/2016	System Member Journals			480.84	5,817.19 CR
15/09/2016	System Member Journals			480.84	6,298.03 CR
22/09/2016	System Member Journals			480.84	6,778.87 CR
30/09/2016	System Member Journals			480.84	7,259.71 CR
05/10/2016	System Member Journals			480.84	7,740.55 CR
12/10/2016	System Member Journals			480.84	8,221.39 CR
20/10/2016	System Member Journals			480.84	8,702.23 CR
27/10/2016	System Member Journals			480.84	9,183.07 CR
03/11/2016	System Member Journals			480.84	9,663.91 CR
09/11/2016	System Member Journals			480.84	10,144.75 CR
16/11/2016	System Member Journals			480.84	10,625.59 CR
23/11/2016	System Member Journals			480.84	11,106.43 CR
29/11/2016	System Member Journals			480.84	11,587.27 CR
08/12/2016	System Member Journals			451.61	12,038.88 CR
14/12/2016	System Member Journals			451.61	12,490.49 CR
20/12/2016	System Member Journals			451.61	12,942.10 CR
23/12/2016	System Member Journals			480.84	13,422.94 CR
06/01/2017	System Member Journals			451.61	13,874.55 CR
13/01/2017	System Member Journals			451.61	14,326.16 CR
19/01/2017	System Member Journals			451.61	14,777.77 CR
25/01/2017	System Member Journals			451.61	15,229.38 CR
02/02/2017	System Member Journals			451.61	15,680.99 CR

The Evans Superannuation Fund

**General Ledger**

As at 30 June 2017

Transaction Date	Description	Units	Debit	Credit	Balance \$
10/02/2017	System Member Journals			480.84	16,161.83 CR
17/02/2017	System Member Journals			451.61	16,613.44 CR
24/02/2017	System Member Journals			451.61	17,065.05 CR
25/02/2017	System Member Journals			2,745.00	19,810.05 CR
02/03/2017	System Member Journals			451.61	20,261.66 CR
09/03/2017	System Member Journals			451.61	20,713.27 CR
17/03/2017	System Member Journals			451.61	21,164.88 CR
21/03/2017	System Member Journals			47.00	21,211.88 CR
23/03/2017	System Member Journals			451.61	21,663.49 CR
30/03/2017	System Member Journals			451.61	22,115.10 CR
06/04/2017	System Member Journals			509.16	22,624.26 CR
06/04/2017	System Member Journals			451.61	23,075.87 CR
21/04/2017	System Member Journals			394.06	23,469.93 CR
26/04/2017	System Member Journals			451.61	23,921.54 CR
04/05/2017	System Member Journals			451.61	24,373.15 CR
11/05/2017	System Member Journals			451.61	24,824.76 CR
18/05/2017	System Member Journals			451.61	25,276.37 CR
24/05/2017	System Member Journals			451.61	25,727.98 CR
02/06/2017	System Member Journals			480.84	26,208.82 CR
08/06/2017	System Member Journals			451.61	26,660.43 CR
14/06/2017	System Member Journals			451.61	27,112.04 CR
20/06/2017	System Member Journals			451.61	27,563.65 CR
27/06/2017	System Member Journals			451.61	28,015.26 CR
			<b>9,071.58</b>	<b>28,015.26</b>	<b>28,015.26 CR</b>

**Share of Profit/(Loss) (53100)**

(Share of Profit/(Loss)) Evans, Roger Ernest - Accumulation (EVAROG00001A)

01/07/2016	Opening Balance				35,282.81 CR
01/07/2016	Fund ledger balance forward at 01/07/2016		35,282.81		0.00 DR
30/06/2017	Create Entries - Profit/Loss Allocation - 30/06/2017		2,192.84		2,192.84 DR
			<b>37,475.65</b>		<b>2,192.84 DR</b>

**Income Tax (53330)**

(Income Tax) Evans, Roger Ernest - Accumulation (EVAROG00001A)

01/07/2016	Opening Balance				332.64 CR
01/07/2016	Fund ledger balance forward at 01/07/2016		332.64		0.00 DR
30/06/2017	Create Entries - Income Tax Expense Allocation - 30/06/2017			329.03	329.03 CR
			<b>332.64</b>	<b>329.03</b>	<b>329.03 CR</b>

**Contributions Tax (53800)**

(Contributions Tax) Evans, Roger Ernest - Accumulation (EVAROG00001A)

01/07/2016	Opening Balance				1,360.74 DR
01/07/2016	Fund ledger balance forward at 01/07/2016			1,360.74	0.00 DR
05/07/2016	System Member Journals		72.00		72.00 DR
06/07/2016	System Member Journals		105.17		177.17 DR
14/07/2016	System Member Journals		72.00		249.17 DR
21/07/2016	System Member Journals		72.00		321.17 DR



The Evans Superannuation Fund

**General Ledger**

As at 30 June 2017

Transaction Date	Description	Units	Debit	Credit	Balance \$
27/07/2016	System Member Journals		72.00		393.17 DR
05/08/2016	System Member Journals		72.13		465.30 DR
11/08/2016	System Member Journals		72.13		537.43 DR
19/08/2016	System Member Journals		72.13		609.56 DR
24/08/2016	System Member Journals		72.13		681.69 DR
02/09/2016	System Member Journals		72.13		753.82 DR
08/09/2016	System Member Journals		72.13		825.95 DR
15/09/2016	System Member Journals		72.13		898.08 DR
22/09/2016	System Member Journals		72.13		970.21 DR
30/09/2016	System Member Journals		72.13		1,042.34 DR
05/10/2016	System Member Journals		72.13		1,114.47 DR
12/10/2016	System Member Journals		72.13		1,186.60 DR
20/10/2016	System Member Journals		72.13		1,258.73 DR
27/10/2016	System Member Journals		72.13		1,330.86 DR
03/11/2016	System Member Journals		72.13		1,402.99 DR
09/11/2016	System Member Journals		72.13		1,475.12 DR
16/11/2016	System Member Journals		72.13		1,547.25 DR
23/11/2016	System Member Journals		72.13		1,619.38 DR
29/11/2016	System Member Journals		72.13		1,691.51 DR
08/12/2016	System Member Journals		67.74		1,759.25 DR
14/12/2016	System Member Journals		67.74		1,826.99 DR
20/12/2016	System Member Journals		67.74		1,894.73 DR
23/12/2016	System Member Journals		72.13		1,966.86 DR
06/01/2017	System Member Journals		67.74		2,034.60 DR
13/01/2017	System Member Journals		67.74		2,102.34 DR
19/01/2017	System Member Journals		67.74		2,170.08 DR
25/01/2017	System Member Journals		67.74		2,237.82 DR
02/02/2017	System Member Journals		67.74		2,305.56 DR
10/02/2017	System Member Journals		72.13		2,377.69 DR
17/02/2017	System Member Journals		67.74		2,445.43 DR
24/02/2017	System Member Journals		67.74		2,513.17 DR
02/03/2017	System Member Journals		67.74		2,580.91 DR
09/03/2017	System Member Journals		67.74		2,648.65 DR
17/03/2017	System Member Journals		67.74		2,716.39 DR
23/03/2017	System Member Journals		67.74		2,784.13 DR
30/03/2017	System Member Journals		67.74		2,851.87 DR
06/04/2017	System Member Journals		76.37		2,928.24 DR
06/04/2017	System Member Journals		67.74		2,995.98 DR
21/04/2017	System Member Journals		59.11		3,055.09 DR
26/04/2017	System Member Journals		67.74		3,122.83 DR
04/05/2017	System Member Journals		67.74		3,190.57 DR
11/05/2017	System Member Journals		67.74		3,258.31 DR
18/05/2017	System Member Journals		67.74		3,326.05 DR
24/05/2017	System Member Journals		67.74		3,393.79 DR
02/06/2017	System Member Journals		72.13		3,465.92 DR
08/06/2017	System Member Journals		67.74		3,533.66 DR
14/06/2017	System Member Journals		67.74		3,601.40 DR

The Evans Superannuation Fund

**General Ledger**

As at 30 June 2017

Transaction Date	Description	Units	Debit	Credit	Balance \$
20/06/2017	System Member Journals		67.74		3,669.14 DR
27/06/2017	System Member Journals		67.74		3,736.88 DR
			<b>3,736.88</b>	<b>1,360.74</b>	<b>3,736.88 DR</b>

**Bank Accounts (60400)**

Commonwealth Bank Direct Investment Account (CommonwealthBank)

01/07/2016	Opening Balance				13,351.24 DR
01/07/2016	Credit Interest		8.23		13,359.47 DR
04/07/2016	Duncan Inv 20256 - Dam Construction			2,750.00	10,609.47 DR
05/07/2016	Herron Superannuation		480.00		11,089.47 DR
06/07/2016	Herron Superannuation		701.10		11,790.57 DR
11/07/2016	Duncan Inv 20257 - fencing & property maintenance			4,046.90	7,743.67 DR
14/07/2016	Herron Superannuation		480.00		8,223.67 DR
18/07/2016	Duncan Inv 20258 - repairs & maintenance			2,735.70	5,487.97 DR
21/07/2016	Herron Superannuation		480.00		5,967.97 DR
27/07/2016	Herron Superannuation		480.00		6,447.97 DR
01/08/2016	Credit Interest		5.79		6,453.76 DR
05/08/2016	Herron Superannuation		480.84		6,934.60 DR
11/08/2016	Herron Superannuation		480.84		7,415.44 DR
12/08/2016	SDRC Rates			3,017.20	4,398.24 DR
19/08/2016	Herron Superannuation		480.84		4,879.08 DR
24/08/2016	Herron Superannuation		480.84		5,359.92 DR
02/09/2016	Herron Superannuation		480.84		5,840.76 DR
08/09/2016	Herron Superannuation		480.84		6,321.60 DR
15/09/2016	Herron Superannuation		480.84		6,802.44 DR
22/09/2016	Herron Superannuation		480.84		7,283.28 DR
30/09/2016	Herron Superannuation		480.84		7,764.12 DR
05/10/2016	Herron Superannuation		480.84		8,244.96 DR
12/10/2016	Herron Superannuation		480.84		8,725.80 DR
18/10/2016	ATO			577.32	8,148.48 DR
20/10/2016	Herron Superannuation		480.84		8,629.32 DR
27/10/2016	Herron Superannuation		480.84		9,110.16 DR
03/11/2016	Herron Superannuation		480.84		9,591.00 DR
09/11/2016	Herron Superannuation		480.84		10,071.84 DR
16/11/2016	Herron Superannuation		480.84		10,552.68 DR
23/11/2016	Herron Superannuation		480.84		11,033.52 DR
29/11/2016	Herron Superannuation		480.84		11,514.36 DR
01/12/2016	Credit Interest		9.60		11,523.96 DR
08/12/2016	Herron Superannuation		451.61		11,975.57 DR
14/12/2016	Herron Superannuation		451.61		12,427.18 DR
20/12/2016	Herron Superannuation		451.61		12,878.79 DR
23/12/2016	Herron Superannuation		480.84		13,359.63 DR
01/01/2017	Credit Interest		15.86		13,375.49 DR
06/01/2017	Herron Superannuation		451.61		13,827.10 DR
13/01/2017	Herron Superannuation		451.61		14,278.71 DR
19/01/2017	Herron Superannuation		451.61		14,730.32 DR
25/01/2017	Herron Superannuation		451.61		15,181.93 DR

The Evans Superannuation Fund

General Ledger

As at 30 June 2017

Transaction Date	Description	Units	Debit	Credit	Balance \$
01/02/2017	Credit Interest		18.25		15,200.18 DR
02/02/2017	Herron Superannuation		451.61		15,651.79 DR
10/02/2017	Herron Superannuation		480.84		16,132.63 DR
17/02/2017	Herron Superannuation		451.61		16,584.24 DR
24/02/2017	Herron Superannuation		451.61		17,035.85 DR
01/03/2017	Credit Interest		18.68		17,054.53 DR
02/03/2017	Herron Superannuation		451.61		17,506.14 DR
09/03/2017	Herron Superannuation		451.61		17,957.75 DR
17/03/2017	Herron Superannuation		451.61		18,409.36 DR
23/03/2017	Herron Superannuation		451.61		18,860.97 DR
30/03/2017	Herron Superannuation		451.61		19,312.58 DR
01/04/2017	Credit Interest		23.19		19,335.77 DR
06/04/2017	Herron Superannuation		509.16		19,844.93 DR
06/04/2017	Herron Superannuation		451.61		20,296.54 DR
21/04/2017	Herron Superannuation		394.06		20,690.60 DR
26/04/2017	Herron Superannuation		451.61		21,142.21 DR
01/05/2017	Credit Interest		25.08		21,167.29 DR
04/05/2017	Herron Superannuation		451.61		21,618.90 DR
11/05/2017	Herron Superannuation		451.61		22,070.51 DR
18/05/2017	Herron Superannuation		451.61		22,522.12 DR
24/05/2017	Herron Superannuation		451.61		22,973.73 DR
01/06/2017	Credit Interest		28.28		23,002.01 DR
02/06/2017	Herron Superannuation		480.84		23,482.85 DR
08/06/2017	Herron Superannuation		451.61		23,934.46 DR
14/06/2017	Herron Superannuation		451.61		24,386.07 DR
20/06/2017	Herron Superannuation		451.61		24,837.68 DR
26/06/2017	E-Z Projects			16,515.00	8,322.68 DR
26/06/2017	Rent (part payment)		3,300.00		11,622.68 DR
27/06/2017	Herron Superannuation		451.61		12,074.29 DR
30/06/2017	Rent (balance)		11,220.00		23,294.29 DR
			<b>39,585.17</b>	<b>29,642.12</b>	<b>23,294.29 DR</b>

Macquarie Cash Management Account (MacquarieCM)

01/07/2016	Opening Balance				506.62 DR
01/07/2016	Paper Smt Fee			2.50	504.12 DR
29/07/2016	Macquarie CMA Interest Paid		0.67		504.79 DR
31/08/2016	Macquarie CMA Interest Paid		0.62		505.41 DR
30/09/2016	Macquarie CMA Interest Paid		0.60		506.01 DR
31/10/2016	Macquarie CMA Interest Paid		0.62		506.63 DR
30/11/2016	Macquarie CMA Interest Paid		0.60		507.23 DR
30/12/2016	Macquarie CMA Interest Paid		0.62		507.85 DR
03/01/2017	Paper Statement Fee			2.50	505.35 DR
31/01/2017	Macquarie CMA Interest Paid		0.62		505.97 DR
28/02/2017	Macquarie CMA Interest Paid		0.56		506.53 DR
31/03/2017	Macquarie CMA Interest Paid		0.62		507.15 DR
28/04/2017	Macquarie CMA Interest Paid		0.60		507.75 DR
31/05/2017	Macquarie CMA Interest Paid		0.62		508.37 DR
30/06/2017	Macquarie CMA Interest Paid		0.60		508.97 DR

The Evans Superannuation Fund

**General Ledger**

As at 30 June 2017

Transaction Date	Description	Units	Debit	Credit	Balance \$
			7.35	5.00	508.97 DR
<b>Sundry Debtors (68000)</b>					
<u>Sundry Debtors (68000)</u>					
01/07/2016	Opening Balance				22.68 DR
20/08/2016	Accrue LISC - Roger (cheque refund)		311.05		333.73 DR
18/10/2016	ATO			22.68	311.05 DR
30/06/2017	Accrue 2016 Tax		410.90		721.95 DR
			721.95	22.68	721.95 DR
<b>Water Scheme &amp; Dam Works (Murrays Bridge) (76001)</b>					
<u>Water Scheme &amp; Dam Works (Murrays Bridge) (00133)</u>					
04/07/2016	Duncan Inv 20256 - Dam Construction		2,500.00		2,500.00 DR
26/06/2017	E-Z Projects		15,000.00		17,500.00 DR
		0.00	17,500.00		17,500.00 DR
<b>Real Estate Properties ( Australian - Residential) (77200)</b>					
<u>Capital Works Write Off (EVANS_CAPITALWORKSWR)</u>					
01/07/2016	Opening Balance				11,720.00 CR
30/06/2017	Depreciation per schedule			3,528.00	15,248.00 CR
		0.00		3,528.00	15,248.00 CR
<u>Murrays Bridge (MURRAYBRID)</u>					
01/07/2016	Opening Balance	1.00			787,500.00 DR
		1.00			787,500.00 DR
<b>GST Payable/Refundable (84000)</b>					
<u>GST Payable/Refundable (84000)</u>					
01/07/2016	Opening Balance				437.68 CR
04/07/2016	Duncan Inv 20256 - Dam Construction		250.00		187.68 CR
11/07/2016	Duncan Inv 20257 - fencing & property maintenance		367.90		180.22 DR
18/07/2016	Duncan Inv 20258 - repairs & maintenance		248.70		428.92 DR
18/10/2016	ATO		600.00		1,028.92 DR
25/02/2017	DIBB Insurance		229.05		1,257.97 DR
26/06/2017	Rent (part payment)			300.00	957.97 DR
26/06/2017	E-Z Projects		1,500.00		2,457.97 DR
30/06/2017	Rent (balance)			1,020.00	1,437.97 DR
30/06/2017	Accrue June 2017 BAS			180.00	1,257.97 DR
			3,195.65	1,500.00	1,257.97 DR
<b>Income Tax Payable/Refundable (85000)</b>					
<u>Income Tax Payable/Refundable (85000)</u>					
01/07/2016	Opening Balance				669.90 DR
01/07/2016	Fund ledger balance forward at 01/07/2016		1,698.00		2,367.90 DR
01/07/2016	Fund ledger balance forward at 01/07/2016			1,698.00	669.90 DR
30/06/2017	Accrue 2016 Tax			669.90	0.00 DR
30/06/2017	Accrue June 2017 BAS		567.00		567.00 DR
30/06/2017	Create Entries - Income Tax Expense - 30/06/2017			3,407.85	2,840.85 CR

# The Evans Superannuation Fund

## General Ledger

As at 30 June 2017

Transaction Date	Description	Units	Debit	Credit	Balance \$
			2,265.00	5,775.75	2,840.85 CR
<b>Sundry Creditors (88000)</b>					
<u>Sundry Creditors (88000)</u>					
01/07/2016	Opening Balance				859.82 CR
30/06/2017	Accrue June 2017 BAS			387.00	1,246.82 CR
				387.00	1,246.82 CR
<b>Total Debits:</b>		<b>157,460.28</b>			
<b>Total Credits:</b>			<b>157,460.28</b>		

# The Evans Superannuation Fund

## Create Entries Report

21

For the period 01 July 2016 to 30 June 2017

### Create Entries Financial Year Summary 01 July 2016 - 30 June 2017

<b>Total Profit</b>	<b>Amount</b>
Income	41,375.57
Less Expense	15,553.15
<b>Total Profit</b>	<b>25,822.42</b>
<b>Tax Summary</b>	
<b>Fund Tax Rate</b>	<b>15.00 %</b>
Total Profit	25,822.42
Less Permanent Differences	0.00
Less Timing Differences	0.00
Less Exempt Pension Income	0.00
Less Other Non Taxable Income	3,103.05
Less LIC Deductions	0.00
Add SMSF Non Deductible Expenses	0.00
Add Other Non Deductible Expenses	0.00
Add Total Franking/Foreign/TFN/FRW Credits	0.00
Less Realised Accounting Capital Gains	0.00
Less Tax Losses Deducted	0.00
Add SMSF Annual Return Rounding	(0.37)
<b>Taxable Income</b>	<b>22,719.00</b>
<b>Income Tax on Taxable Income or Loss</b>	<b>3,407.85</b>
<b>Profit(Loss) Available for Allocation</b>	
<b>Total Available Profit</b>	<b>(2,192.84)</b>
Franking Credits	0.00
TFN Credits	0.00
Foreign Credits	0.00
FRW Credits	0.00
<b>Total</b>	<b>(2,192.84)</b>
<b>Income Tax Expense Available for Allocation</b>	
<b>Income Tax on Taxable Income or Loss</b>	<b>3,407.85</b>
Member Specific Income Tax	(3,736.88)
<b>Total Income Tax Expense Allocation</b>	<b>(329.03)</b>

## Final Segment 1 from 01 July 2016 to 30 June 2017

Pool Name Unsegregated Pool

Total Profit	Amount
Income	41,375.57
Less Expense	15,553.15
<b>Total Profit</b>	<b>25,822.42</b>

Create Entries Summary	Amount
Fund Tax Rate	15.00 %
Total Profit	25,822.42
Less Permanent Differences	0.00
Less Timing Differences	0.00
Less Exempt Pension Income	0.00
Less Other Non Taxable Income	3,103.05
Add SMSF Non Deductible Expenses	0.00
Add Other Non Deductible Expenses	0.00
Add Total Franking/Foreign/TFN/FRW Credits	0.00
Less Realised Accounting Capital Gains	0.00
Less Tax Losses Deducted	0.00
Add Taxable Income Adjustment	(0.37)
<b>Taxable Income</b>	<b>22,719.00</b>
<b>Income Tax on Taxable Income or Loss</b>	<b>3,407.85</b>

Member Weighted Balance Summary	Weighting%	Amount
Roger Ernest Evans(EVAROG00001A)	100.00	801,197.01

Profit/(Loss) Available for Allocation	Amount
Total Available Profit	(2,192.84)
Franking Credits	0.00
TFN Credits	0.00
FRW Credits	0.00
<b>Total</b>	<b>(2,192.84)</b>

Allocation to Members	Weighting%	Amount
Roger Ernest Evans(EVAROG00001A)	100.00	(2,192.84)

Accumulation Weighted Balance Summary	Weighting%	Amount
Roger Ernest Evans(EVAROG00001A)	100.00	801,197.01

Income Tax Expense Available for Allocation	Amount
Income Tax on Taxable Income or Loss	3,407.85
Member Specific Income Tax	(3,736.88)
<b>Total Income Tax Expense Allocation</b>	<b>(329.03)</b>

Allocation to Members	Weighting%	Amount
Roger Ernest Evans(EVAROG00001A)	100.00	(329.03)

Calculation of daily member weighted balances

**Calculation of daily member weighted balances****Roger Ernest Evans (EVAROG00001A)**Member Balance

01/07/2016	50010	Opening Balance	789,032.94	789,032.94
05/07/2016	52420	Contributions	480.00	474.74
05/07/2016	53800	Contributions Tax	(72.00)	(71.21)
06/07/2016	52420	Contributions	701.10	691.50
06/07/2016	53800	Contributions Tax	(105.17)	(103.73)
14/07/2016	52420	Contributions	480.00	462.90
14/07/2016	53800	Contributions Tax	(72.00)	(69.44)
21/07/2016	52420	Contributions	480.00	453.70
21/07/2016	53800	Contributions Tax	(72.00)	(68.05)
27/07/2016	52420	Contributions	480.00	445.81
27/07/2016	53800	Contributions Tax	(72.00)	(66.87)
05/08/2016	52420	Contributions	480.84	434.73
05/08/2016	53800	Contributions Tax	(72.13)	(65.21)
11/08/2016	52420	Contributions	480.84	426.83
11/08/2016	53800	Contributions Tax	(72.13)	(64.03)
19/08/2016	52420	Contributions	480.84	416.29
19/08/2016	53800	Contributions Tax	(72.13)	(62.45)
20/08/2016	52420	Contributions	311.05	268.44
24/08/2016	52420	Contributions	480.84	409.70
24/08/2016	53800	Contributions Tax	(72.13)	(61.46)
02/09/2016	52420	Contributions	480.84	397.85
02/09/2016	53800	Contributions Tax	(72.13)	(59.68)
08/09/2016	52420	Contributions	480.84	389.94
08/09/2016	53800	Contributions Tax	(72.13)	(58.49)
15/09/2016	52420	Contributions	480.84	380.72
15/09/2016	53800	Contributions Tax	(72.13)	(57.11)
22/09/2016	52420	Contributions	480.84	371.50
22/09/2016	53800	Contributions Tax	(72.13)	(55.73)
30/09/2016	52420	Contributions	480.84	360.96
30/09/2016	53800	Contributions Tax	(72.13)	(54.15)
05/10/2016	52420	Contributions	480.84	354.37
05/10/2016	53800	Contributions Tax	(72.13)	(53.16)
12/10/2016	52420	Contributions	480.84	345.15
12/10/2016	53800	Contributions Tax	(72.13)	(51.78)
20/10/2016	52420	Contributions	480.84	334.61
20/10/2016	53800	Contributions Tax	(72.13)	(50.19)
27/10/2016	52420	Contributions	480.84	325.39
27/10/2016	53800	Contributions Tax	(72.13)	(48.81)
03/11/2016	52420	Contributions	480.84	316.17
03/11/2016	53800	Contributions Tax	(72.13)	(47.43)
09/11/2016	52420	Contributions	480.84	308.26
09/11/2016	53800	Contributions Tax	(72.13)	(46.24)
16/11/2016	52420	Contributions	480.84	299.04
16/11/2016	53800	Contributions Tax	(72.13)	(44.86)



**Calculation of daily member weighted balances**

23/11/2016	52420	Contributions	480.84	289.82
23/11/2016	53800	Contributions Tax	(72.13)	(43.48)
29/11/2016	52420	Contributions	480.84	281.92
29/11/2016	53800	Contributions Tax	(72.13)	(42.29)
08/12/2016	52420	Contributions	451.61	253.64
08/12/2016	53800	Contributions Tax	(67.74)	(38.05)
14/12/2016	52420	Contributions	451.61	246.22
14/12/2016	53800	Contributions Tax	(67.74)	(36.93)
20/12/2016	52420	Contributions	451.61	238.80
20/12/2016	53800	Contributions Tax	(67.74)	(35.82)
23/12/2016	52420	Contributions	480.84	250.30
23/12/2016	53800	Contributions Tax	(72.13)	(37.55)
06/01/2017	52420	Contributions	451.61	217.76
06/01/2017	53800	Contributions Tax	(67.74)	(32.66)
13/01/2017	52420	Contributions	451.61	209.10
13/01/2017	53800	Contributions Tax	(67.74)	(31.36)
19/01/2017	52420	Contributions	451.61	201.68
19/01/2017	53800	Contributions Tax	(67.74)	(30.25)
25/01/2017	52420	Contributions	451.61	194.25
25/01/2017	53800	Contributions Tax	(67.74)	(29.14)
02/02/2017	52420	Contributions	451.61	184.36
02/02/2017	53800	Contributions Tax	(67.74)	(27.65)
10/02/2017	52420	Contributions	480.84	185.75
10/02/2017	53800	Contributions Tax	(72.13)	(27.86)
17/02/2017	52420	Contributions	451.61	165.80
17/02/2017	53800	Contributions Tax	(67.74)	(24.87)
24/02/2017	52420	Contributions	451.61	157.14
24/02/2017	53800	Contributions Tax	(67.74)	(23.57)
25/02/2017	52420	Contributions	2,745.00	947.59
02/03/2017	52420	Contributions	451.61	149.71
02/03/2017	53800	Contributions Tax	(67.74)	(22.46)
09/03/2017	52420	Contributions	451.61	141.05
09/03/2017	53800	Contributions Tax	(67.74)	(21.16)
17/03/2017	52420	Contributions	451.61	131.15
17/03/2017	53800	Contributions Tax	(67.74)	(19.67)
21/03/2017	52420	Contributions	47.00	13.13
23/03/2017	52420	Contributions	451.61	123.73
23/03/2017	53800	Contributions Tax	(67.74)	(18.56)
30/03/2017	52420	Contributions	451.61	115.07
30/03/2017	53800	Contributions Tax	(67.74)	(17.26)
06/04/2017	52420	Contributions	509.16	119.97
06/04/2017	52420	Contributions	451.61	106.41
06/04/2017	53800	Contributions Tax	(76.37)	(17.99)
06/04/2017	53800	Contributions Tax	(67.74)	(15.96)
21/04/2017	52420	Contributions	394.06	76.65
21/04/2017	53800	Contributions Tax	(59.11)	(11.50)

**Calculation of daily member weighted balances**

26/04/2017	52420	Contributions	451.61	81.66
26/04/2017	53800	Contributions Tax	(67.74)	(12.25)
04/05/2017	52420	Contributions	451.61	71.76
04/05/2017	53800	Contributions Tax	(67.74)	(10.76)
11/05/2017	52420	Contributions	451.61	63.10
11/05/2017	53800	Contributions Tax	(67.74)	(9.47)
18/05/2017	52420	Contributions	451.61	54.44
18/05/2017	53800	Contributions Tax	(67.74)	(8.17)
24/05/2017	52420	Contributions	451.61	47.02
24/05/2017	53800	Contributions Tax	(67.74)	(7.05)
02/06/2017	52420	Contributions	480.84	38.20
02/06/2017	53800	Contributions Tax	(72.13)	(5.73)
08/06/2017	52420	Contributions	451.61	28.46
08/06/2017	53800	Contributions Tax	(67.74)	(4.27)
14/06/2017	52420	Contributions	451.61	21.03
14/06/2017	53800	Contributions Tax	(67.74)	(3.16)
20/06/2017	52420	Contributions	451.61	13.61
20/06/2017	53800	Contributions Tax	(67.74)	(2.04)
27/06/2017	52420	Contributions	451.61	4.95
27/06/2017	53800	Contributions Tax	(67.74)	(0.74)
<b>Total Amount (Weighted)</b>				<b>801,197.01</b>

**Calculation of Net Capital Gains**

Capital gains from Unsegregated Pool	0.00
Capital gains from Unsegregated Pool - Collectables	0.00
Capital Gain Adjustment from prior segments	0.00
Realised Notional gains	0.00
Carried forward losses from prior years	167,835.00
Current year capital losses from Unsegregated Pool	0.00
Current year capital losses from Unsegregated Pool - Collectables	0.00
Total CGT Discount Applied	0.00
<b>Capital Gain /(Losses carried forward)</b>	<b>0.00</b>
<b>CGT allocated in prior segments</b>	<b>0.00</b>
<b>Allocations of Net Capital Gains to Pools</b>	
Capital Gain Proportion - Unsegregated Pool (0/0)=100.00%	0.00

**Foreign Tax Offset Calculations****Segment 01 July 2016 to 30 June 2017**

Claimable FTO - Unsegregated Pool	0.00
<b>Claimable FTO</b>	<b>0.00</b>
<b>Total Claimable Foreign Credits for the Year</b>	<b>0.00</b>
<b>Foreign Tax Offset (Label C1)</b>	<b>0.00</b>
<b>Applied/Claimed FTO</b>	<b>0.00</b>

**Allocations of Foreign Tax Offset to Members**

Roger Ernest Evans(EVAROG00001A) - 100.00 %

0.00

**Total Foreign Tax Offset Allocated to Members**

0.00



**Australian Government**  
**Australian Taxation Office**

**Agent** INFERNO ACCOUNTING  
**Client** THE TRUSTEE FOR THE EVANS  
SUPERANNUATION FUND  
**ABN** 38 570 797 119  
**TFN** 44 862 567

## Income tax 551

---

<b>Date generated</b>	14/05/2021
<b>Overdue</b>	\$0.00
<b>Not yet due</b>	\$0.00
<b>Balance</b>	\$0.00

## Transactions

---

0 results found - from 01 July 2016 to 30 June 2017 sorted by processed date ordered oldest to newest



**Australian Government**  
**Australian Taxation Office**

**Agent** INFERNO ACCOUNTING  
**Client** THE TRUSTEE FOR THE EVANS  
SUPERANNUATION FUND  
**ABN** 38 570 797 119  
**TFN** 44 862 567

## Activity statement 001

<b>Date generated</b>	20/05/2021
<b>Overdue</b>	\$783.00 DR
<b>Not yet due</b>	\$257.00 DR
<b>Balance</b>	\$1,040.00 DR

## Transactions

23 results found - from 01 July 2015 to 30 June 2017 sorted by processed date ordered oldest to newest

Processed date	Effective date	Description	Debit (DR)	Credit (CR)	Balance
2 Jul 2015	1 Jul 2015	General interest charge			\$47.00 DR
2 Jul 2015	8 Jul 2015	Credit transferred in from Income tax account		\$47.00	\$0.00
25 Jul 2015	25 Jul 2015	General interest charge			\$0.00
24 Aug 2015	25 Aug 2015	Original Activity Statement for the period ending 30 Jun 15 - PAYG Instalments	\$238.00		\$238.00 DR
29 Aug 2015	29 Aug 2015	General interest charge			\$238.00 DR
25 Nov 2015	25 Nov 2015	Original Activity Statement for the period ending 30 Sep 15 - PAYG Instalments	\$566.00		\$804.00 DR
28 Nov 2015	28 Nov 2015	General interest charge			\$804.00 DR
10 Feb 2016	9 Feb 2016	Payment		\$804.00	\$0.00
24 Feb 2016	29 Feb 2016	Original Activity Statement for the period ending 31 Dec 15 - PAYG Instalments	\$566.00		\$566.00 DR
27 Feb 2016	27 Feb 2016	General interest charge			\$566.00 DR

Processed date	Effective date	Description	Debit (DR)	Credit (CR)	Balance
7 Apr 2016	26 May 2016	Original Activity Statement for the period ending 31 Mar 16 - PAYG Instalments	\$566.00		\$1,132.00 DR
15 Apr 2016	14 Apr 2016	Payment		\$1,132.00	\$0.00
20 Apr 2016	25 Aug 2015	Client initiated amended Activity Statement for the period ending 30 Jun 15 - GST		\$554.00	\$554.00 CR
20 Apr 2016	20 Apr 2016	General interest charge			\$554.00 CR
20 Apr 2016	26 Apr 2016	EFT refund	\$554.00		\$0.00
23 Apr 2016	20 Apr 2016	Amended general interest charge (GIC)		\$22.68	\$22.68 CR
25 Aug 2016	25 Aug 2016	Original Activity Statement for the period ending 30 Jun 16 - GST	\$600.00		\$577.32 DR
27 Aug 2016	27 Aug 2016	General interest charge			\$577.32 DR
18 Oct 2016	17 Oct 2016	Payment		\$577.32	\$0.00
29 Oct 2016	29 Oct 2016	General interest charge			\$0.00
28 Nov 2016	25 Nov 2016	Original Activity Statement for the period ending 30 Sep 16		\$0.00	\$0.00
28 Feb 2017	28 Feb 2017	Original Activity Statement for the period ending 31 Dec 16		\$0.00	\$0.00
24 May 2017	29 May 2017	Original Activity Statement for the period ending 31 Mar 17		\$0.00	\$0.00



**Australian Government**  
**Australian Taxation Office**

**Agent** INFERNO ACCOUNTING  
**Client** THE TRUSTEE FOR THE EVANS  
 SUPERANNUATION FUND  
**ABN** 38570797119

**COVID-19**

Access ATO stimulus measures such as JobKeeper wage subsidy and JobMaker Hiring Credit

Your client has 1 notifications

## For action

### Lodgments

Account	Description	Due date		
Income tax 551	Jul 2019 - Jun 2020 Annual Return	02/11/2020	Overdue	<a href="#">View &gt;</a>
Income tax 551	Jul 2018 - Jun 2019 Annual Return	31/10/2019	Overdue	<a href="#">View &gt;</a>
Income tax 551	Jul 2017 - Jun 2018 Annual Return	31/10/2018	Overdue	<a href="#">View &gt;</a>
Income tax 551	Jul 2016 - Jun 2017 Annual Return	02/07/2018	Overdue	<a href="#">View &gt;</a>

### Payments

Account	Balance		
Activity statement 001	\$1,040.00	Overdue	<a href="#">Payment options &gt;</a>