

Brennan Family Super Fund

Trial Balance

As at 30 June 2023

Last Year	Code	Account Name	Units	Debits	Credits
				\$	\$
	23800	Distributions Received			
(154.35)	23800/ASIA.AX	Betashares ASIA Technology Tigers Etf			65.94
	23800/DXS.AX	Dexus Property Group - Units Fully Paid Stapled			363.86
(797.87)	23800/ESTX.AX	Etf Euro Stoxx 50 Etf			1,046.13
(1,201.16)	23800/FANG.AX	Etf Fang+ Etf			
(275.07)	23800/IVV.AX1	Ishares S&p 500 Etf			343.28
(120.29)	23800/RBTZ.AX	Betashares Global Robotics And Artificial Intelligence Etf			9.40
(220.00)	23800/VAE.AX	Vanguard Ftse Asia Ex Japan Shares Index Etf			256.97
(718.11)	23800/VEU.AX21	Vanguard All-world Ex-us Shares Index Etf			616.41
(513.35)	23800/VTS.AX1	Vanguard Us Total Market Shares Index Etf			618.91
	23900	Dividends Received			
(857.66)	23900/AMC.AX1	Amtor Plc			
	23900/AN3PG.AX	Australia And New Zealand Banking Group Limited.			531.98
	23900/AN3PI.AX	Australia And New Zealand Banking Group Limited.			1,651.92
(2,683.80)	23900/ANZ.AX	Australia And New Zealand Banking Group Limited			2,852.64
(342.92)	23900/ANZPD.AX	Australia And New Zealand Banking Group Limited			
(333.10)	23900/ANZPG.AX	Australia And New Zealand Banking Group Limited			
(818.00)	23900/ANZPI.AX	Australia And New Zealand Banking Group Limited			
(283.50)	23900/BAP.AX	Bapcor Limited			155.25
(22,526.76)	23900/BHP.AX	BHP Group Limited			8,672.77
(299.00)	23900/BLX.AX	Beacon Lighting Group Limited			
(2,025.00)	23900/CBA.AX	Commonwealth Bank Of Australia.			2,268.00
(918.00)	23900/CIM.AX	Cimic Group Limited			
(579.50)	23900/COL.AX	Coles Group Limited.			627.00
	23900/DMP.AX	Domino's Pizza Enterprises Limited - Ordinary Fully Paid			107.84
(232.13)	23900/EDV.AX	Endeavour Group Limited			401.28
(522.00)	23900/GNC.AX	Graincorp Limited			1,566.00
(167.35)	23900/ICLN.NAS	iShares Global Clean Energy ETF			105.26
	23900/JBH.AX	Jb Hi-fi Limited			965.30
(121.00)	23900/LNK.AX	Link Administration Holdings Limited			
(910.00)	23900/MFF.AX	Magellan Flagship Fund Limited			1,105.00
(342.30)	23900/MFG.AX	Magellan Financial Group Limited			

Brennan Family Super Fund

Trial Balance

As at 30 June 2023

Last Year	Code	Account Name	Units	Debits	Credits
				\$	\$
(1,972.75)	23900/MQG.AX	Macquarie Group Limited			2,645.50
(550.00)	23900/MTO.AX	Motorcycle Holdings Limited			400.00
(532.13)	23900/NAB.AX	National Australia Bank Limited			632.69
(1,138.36)	23900/NABPF.AX	National Australia Bank Limited			1,936.08
(172.51)	23900/OSH.AX	Oil Search Limited			
(6,178.12)	23900/RIO.AX	RIO Tinto Limited			3,728.50
(1,125.92)	23900/S32.AX	South32 Limited			1,883.03
(285.30)	23900/STO.AX	Santos Limited			804.29
	23900/SUL.AX	Super Retail Group Limited			1,424.50
(1,633.00)	23900/SUN.AX	Suncorp Group Limited			1,150.00
(250.00)	23900/SXY.AX	Senex Energy Limited			
(1,488.00)	23900/TLS.AX	Telstra Corporation Limited.			1,581.00
(2,855.60)	23900/WBC.AX	Westpac Banking Corporation			3,162.40
(1,390.83)	23900/WDS.AX	Woodside Energy Group Ltd			4,290.74
(512.00)	23900/WHC.AX	Whitehaven Coal Limited			4,096.00
(32.45)	23900/WOW.AX	Woolworths Group Limited			
55,819.51	24700	Changes in Market Values of Investments			131,609.09
	25000	Interest Received			
(0.59)	25000/BREN0001_ATOGI C	ATO GIC			179.90
(125.97)	25000/morgansacc	Morgans Cash Acc			669.30
2,295.00	30100	Accountancy Fees		2,405.00	
518.00	30400	ATO Supervisory Levy		259.00	
330.00	30700	Auditor's Remuneration		330.00	
56.00	30800	ASIC Fees		59.00	
	37500	Investment expenses			
7,874.13	37500/00005	Investment Expenses		7,766.59	
	41600	Pensions Paid			
30,300.00	41600/BREMIC00001P	(Pensions Paid) Brennan, Micheal Arthur - Pension (Pension)		91,680.00	
6,400.00	41600/BREMIC00002P	(Pensions Paid) Brennan, Micheal Arthur - Pension (Pension No. 2)		6,280.00	
10,100.00	41600/BREMIC00005P	(Pensions Paid) Brennan, Micheal Arthur - Pension (Account Based Pension 4)		9,910.00	
1,200.00	41600/BREMIC00006P	(Pensions Paid) Brennan, Micheal Arthur - Pension (Account Based Pension 4)		1,130.00	
(21,441.55)	48500	Income Tax Expense			19,802.12

Brennan Family Super Fund

Trial Balance

As at 30 June 2023

Last Year	Code	Account Name	Units	Debits \$	Credits \$
(35,245.34)	49000	Profit/Loss Allocation Account		84,506.69	
	50010	Opening Balance			
(437,089.62)	50010/BREMIC00001P	(Opening Balance) Brennan, Micheal Arthur - Pension (Pension)			411,674.66
(254,862.87)	50010/BREMIC00002P	(Opening Balance) Brennan, Micheal Arthur - Pension (Pension No. 2)			251,308.43
(24,616.97)	50010/BREMIC00003A	(Opening Balance) Brennan, Micheal Arthur - Accumulation			0.00
(401,925.83)	50010/BREMIC00005P	(Opening Balance) Brennan, Micheal Arthur - Pension (Account Based Pension 4)			396,337.15
	50010/BREMIC00006P	(Opening Balance) Brennan, Micheal Arthur - Pension (Account Based Pension 4)			45,179.71
	52420	Contributions			
(25,000.00)	52420/BREMIC00003A	(Contributions) Brennan, Micheal Arthur - Accumulation			0.00
	53100	Share of Profit/(Loss)			
(4,885.04)	53100/BREMIC00001P	(Share of Profit/(Loss)) Brennan, Micheal Arthur - Pension (Pension)			66,566.30
(2,845.56)	53100/BREMIC00002P	(Share of Profit/(Loss)) Brennan, Micheal Arthur - Pension (Pension No. 2)			46,054.59
(4,511.32)	53100/BREMIC00005P	(Share of Profit/(Loss)) Brennan, Micheal Arthur - Pension (Account Based Pension 4)			72,603.71
(512.74)	53100/BREMIC00006P	(Share of Profit/(Loss)) Brennan, Micheal Arthur - Pension (Account Based Pension 4)			8,282.09
	53800	Contributions Tax			
3,750.00	53800/BREMIC00003A	(Contributions Tax) Brennan, Micheal Arthur - Accumulation			0.00
	54160	Pensions Paid			
30,300.00	54160/BREMIC00001P	(Pensions Paid) Brennan, Micheal Arthur - Pension (Pension)		91,680.00	
6,400.00	54160/BREMIC00002P	(Pensions Paid) Brennan, Micheal Arthur - Pension (Pension No. 2)		6,280.00	
10,100.00	54160/BREMIC00005P	(Pensions Paid) Brennan, Micheal Arthur - Pension (Account Based Pension 4)		9,910.00	
1,200.00	54160/BREMIC00006P	(Pensions Paid) Brennan, Micheal Arthur - Pension (Account Based Pension 4)		1,130.00	
	56100	Internal Transfers In			
(45,866.97)	56100/BREMIC00006P	(Internal Transfers In) Brennan, Micheal Arthur - Pension (Account Based Pension 4)			0.00
	57100	Internal Transfers Out			
45,866.97	57100/BREMIC00003A	(Internal Transfers Out) Brennan, Micheal Arthur - Accumulation			0.00
	60400	Bank Accounts			
65,422.70	60400/morgansacc	Morgans Cash Acc		78,728.09	
	61800	Distributions Receivable			
154.35	61800/ASIA.AX1	Betashares ASIA Technology Tigers Etf		6.67	

Brennan Family Super Fund

Trial Balance

As at 30 June 2023

Last Year	Code	Account Name	Units	Debits	Credits
				\$	\$
	61800/DXS.AX	Dexus Property Group - Units Fully Paid Stapled		363.86	
677.75	61800/ESTX.AX	Efts Euro Stoxx 50 Etf		876.39	
1,201.16	61800/FANG.AX1	Efts Fang+ Etf			0.00
77.12	61800/IVV.AX1	Ishares S&p 500 Etf		105.01	
120.29	61800/RBTZ.AX	Betashares Global Robotics And Artificial Intelligence Etf		9.40	
51.71	61800/VAE.AX2	Vanguard Ftse Asia Ex Japan Shares Index Etf		64.90	
	77600	Shares in Listed Companies (Australian)			
5,794.80	77600/A2M.AX	The A2 Milk Company Limited	1,320.0000	6,454.80	
64,953.00	77600/AKE.AX	Allkem Limited	4,250.0000	68,085.00	
	77600/AN3PG.AX	Australia And New Zealand Banking Group Limited.	100.0000	10,195.00	
	77600/AN3PI.AX	Australia And New Zealand Banking Group Limited.	400.0000	40,428.00	
41,636.70	77600/ANZ.AX	Australia And New Zealand Banking Group Limited	2,016.0000	47,799.36	
10,338.00	77600/ANZPG.AX	Australia And New Zealand Banking Group Limited	0.0000		0.00
39,504.00	77600/ANZPI.AX	Australia And New Zealand Banking Group Limited	0.0000		0.00
3,800.00	77600/ATL.AX	Apollo Tourism & Leisure Ltd	0.0000		0.00
8,208.00	77600/BAP.AX	Bapcor Limited	0.0000		0.00
91,368.75	77600/BHP.AX	BHP Group Limited	2,215.0000	99,652.85	
48,805.20	77600/CBA.AX	Commonwealth Bank Of Australia.	540.0000	54,145.80	
16,919.50	77600/COL.AX	Coles Group Limited.	950.0000	17,499.00	
	77600/DMP.AX	Domino's Pizza Enterprises Limited - Ordinary Fully Paid	160.0000	7,428.80	
13,807.68	77600/EDV.AX	Endeavour Group Limited	1,824.0000	11,509.44	
19,167.75	77600/ESTX.AX	Efts Euro Stoxx 50 Etf	315.0000	25,300.80	
20,737.50	77600/FANG.AX	Efts Fang+ Etf	1,750.0000	32,865.00	
27,579.00	77600/GNC.AX	Graincorp Limited	0.0000		0.00
	77600/JBH.AX	Jb Hi-fi Limited	490.0000	21,437.50	
28,730.00	77600/MFF.AX	Magellan Flagship Fund Limited	13,000.0000	34,580.00	
66,955.57	77600/MQG.AX	Macquarie Group Limited	407.0000	72,291.34	
5,200.00	77600/MTO.AX	Motorcycle Holdings Limited	2,500.0000	3,625.00	
11,476.41	77600/NAB.AX	National Australia Bank Limited	419.0000	11,049.03	
41,364.00	77600/NABPF.AX	National Australia Bank Limited	400.0000	41,579.20	
	77600/PPE.AX	Peoplein Limited	4,900.0000	11,515.00	
53,917.50	77600/RIO.AX	RIO Tinto Limited	525.0000	60,212.25	

Brennan Family Super Fund

Trial Balance

As at 30 June 2023

Last Year	Code	Account Name	Units	Debits	Credits
				\$	\$
22,852.00	77600/S32.AX	South32 Limited	5,800.0000	21,808.00	
9,765.00	77600/SGR.AX	The Star Entertainment Group Limited	3,500.0000	4,042.50	
17,926.72	77600/STO.AX	Santos Limited	2,416.0000	18,168.32	
15,706.50	77600/SUL.AX	Super Retail Group Limited	1,850.0000	21,145.50	
25,254.00	77600/SUN.AX	Suncorp Group Limited	1,150.0000	15,513.50	
35,805.00	77600/TLS.AX	Telstra Corporation Limited.	9,300.0000	39,990.00	
10,904.00	77600/URW.AX	Unibail-rodamco-westfield	0.0000		0.00
11,254.65	77600/VAE.AX	Vanguard Ftse Asia Ex Japan Shares Index Etf	165.0000	11,216.70	
46,020.00	77600/WBC.AX	Westpac Banking Corporation	2,360.0000	50,362.40	
36,393.12	77600/WDS.AX	Woodside Energy Group Ltd	850.0000	29,274.00	
30,976.00	77600/WHC.AX	Whitehaven Coal Limited	4,800.0000	32,208.00	
748.00	77600/ZIP.AX	ZIP Co Limited..	0.0000		0.00
	77700	Shares in Listed Companies (Overseas)			
17,366.36	77700/ICLN.NAS	iShares Global Clean Energy ETF	638.0000	17,366.36	
20,384.41	77700/IVV.AX1	Ishares S&p 500 Etf	555.0000	24,669.75	
13,530.00	77700/RBTZ.AX	Betashares Global Robotics And Artificial Intelligence Etf	1,500.0000	19,515.00	
24,626.20	77700/VEU.AX	Vanguard All-world Ex-us Shares Index Etf	340.0000	27,655.60	
41,028.00	77700/VTS.AX	Vanguard Us Total Market Shares Index Etf	150.0000	49,401.00	
	78200	Units in Listed Unit Trusts (Australian)			
14,550.00	78200/ASIA.AX	Betashares ASIA Technology Tigers Etf	1,940.0000	14,084.40	
	78200/DXS.AX	Dexus Property Group - Units Fully Paid Stapled	1,920.0000	14,976.00	
21,441.55	85000	Income Tax Payable/Refundable		19,802.12	
				1,502,332.92	1,502,332.92

Current Year Profit/(Loss): 64,704.57

Brennan Family Super Fund
Interest Reconciliation Report

For The Period 01 July 2022 - 30 June 2023

Date	Payment Amount	Gross Interest	TFN Withheld	Foreign Income	Foreign Credits
Bank Accounts					
morgansacc Morgans Cash Acc					
29/07/2022	27.68	27.68			
31/08/2022	55.43	55.43			
30/09/2022	61.45	61.45			
31/10/2022	45.62	45.62			
30/11/2022	29.81	29.81			
30/12/2022	23.75	23.75			
31/01/2023	24.55	24.55			
28/02/2023	16.81	16.81			
31/03/2023	62.44	62.44			
28/04/2023	103.72	103.72			
31/05/2023	94.18	94.18			
30/06/2023	123.86	123.86			
	669.30	669.30			
	669.30	669.30			
Other Assets					
BREN001_ATOGIC ATO GIC					
29/03/2023	179.90	179.90			
	179.90	179.90			
	179.90	179.90			

Brennan Family Super Fund
Interest Reconciliation Report

For The Period 01 July 2022 - 30 June 2023

Date	Payment Amount	Gross Interest	TFN Withheld	Foreign Income	Foreign Credits
TOTAL	849.20	849.20			

Tax Return Reconciliation

	Totals	Tax Return Label
Gross Interest	849.20	11C

Brennan Family Super Fund

Dividend Reconciliation Report

For The Period 01 July 2022 - 30 June 2023

Date	Net Payment Received	Australian Income			Foreign Income			Withheld		
		Unfranked	Franked	Franking Credits	Foreign Income	Foreign Credits	NZ Credits	TFN Withheld	Non-Resident	LIC Deduction
Shares in Listed Companies (Australian)										
AN3PG.AX Australia And New Zealand Banking Group Limited.										
20/09/2022	115.32	0.00	115.32	49.42		0.00				
20/12/2022	132.17	0.00	132.17	56.64		0.00				
20/03/2023	136.48	0.00	136.48	58.49		0.00				
20/06/2023	148.01	0.00	148.01	63.43		0.00				
	531.98	0.00	531.98	227.98		0.00				
AN3PI.AX Australia And New Zealand Banking Group Limited.										
20/09/2022	341.32	0.00	341.32	146.28		0.00				
20/12/2022	410.00	0.00	410.00	175.71		0.00				
20/03/2023	428.56	0.00	428.56	183.67		0.00				
20/06/2023	472.04	0.00	472.04	202.30		0.00				
	1,651.92	0.00	1,651.92	707.96		0.00				
ANZ.AX Australia And New Zealand Banking Group Limited										
01/07/2022	1,360.80	0.00	1,360.80	583.20		0.00				
15/12/2022	1,491.84	0.00	1,491.84	639.36		0.00				
	2,852.64	0.00	2,852.64	1,222.56		0.00				

Brennan Family Super Fund

Dividend Reconciliation Report

For The Period 01 July 2022 - 30 June 2023

Date	Net Payment Received	Australian Income			Foreign Income			Withheld		
		Unfranked	Franked	Franking Credits	Foreign Income	Foreign Credits	NZ Credits	TFN Withheld	Non-Resident	LIC Deduction
BAP.AX Bapcor Limited										
16/09/2022	155.25	0.00	155.25	66.54		0.00				
	155.25	0.00	155.25	66.54		0.00				
BHP.AX BHP Group Limited										
23/09/2022	5,652.32	0.00	5,652.32	2,422.42		0.00				
30/03/2023	3,020.45	0.00	3,020.45	1,294.48		0.00				
	8,672.77	0.00	8,672.77	3,716.90		0.00				
CBA.AX Commonwealth Bank Of Australia.										
29/09/2022	1,134.00	0.00	1,134.00	486.00		0.00				
30/03/2023	1,134.00	0.00	1,134.00	486.00		0.00				
	2,268.00	0.00	2,268.00	972.00		0.00				
COL.AX Coles Group Limited.										
28/09/2022	285.00	0.00	285.00	122.14		0.00				
30/03/2023	342.00	0.00	342.00	146.57		0.00				
	627.00	0.00	627.00	268.71		0.00				
DMP.AX Domino's Pizza Enterprises Limited - Ordinary Fully Paid										
16/03/2023	107.84	43.14	64.70	27.73		0.00				

Brennan Family Super Fund

Dividend Reconciliation Report

For The Period 01 July 2022 - 30 June 2023

Date	Net Payment Received	Australian Income			Foreign Income			Withheld		
		Unfranked	Franked	Franking Credits	Foreign Income	Foreign Credits	NZ Credits	TFN Withheld	Non-Resident	LIC Deduction
	107.84	43.14	64.70	27.73		0.00				
EDV.AX Endeavour Group Limited										
16/09/2022	140.45	0.00	140.45	60.19		0.00				
20/03/2023	260.83	0.00	260.83	111.79		0.00				
	401.28	0.00	401.28	171.98		0.00				
GNC.AX Graincorp Limited										
21/07/2022	696.00	0.00	696.00	298.29		0.00				
14/12/2022	870.00	0.00	870.00	372.86		0.00				
	1,566.00	0.00	1,566.00	671.15		0.00				
JBH.AX Jb Hi-fi Limited										
10/03/2023	965.30	0.00	965.30	413.70		0.00				
	965.30	0.00	965.30	413.70		0.00				
MFF.AX Magellan Flagship Fund Limited										
04/11/2022	520.00	0.00	520.00	222.86		0.00				
12/05/2023	585.00	0.00	585.00	250.71		0.00				
	1,105.00	0.00	1,105.00	473.57		0.00				
MQG.AX Macquarie Group Limited										

Brennan Family Super Fund

Dividend Reconciliation Report

For The Period 01 July 2022 - 30 June 2023

Date	Net Payment Received	Australian Income			Foreign Income			Withheld		
		Unfranked	Franked	Franking Credits	Foreign Income	Foreign Credits	NZ Credits	TFN Withheld	Non-Resident	LIC Deduction
04/07/2022	1,424.50	854.70	569.80	244.20		0.00				
13/12/2022	1,221.00	732.60	488.40	209.31		0.00				
	2,645.50	1,587.30	1,058.20	453.51		0.00				
MTO.AX Motorcycle Holdings Limited										
04/10/2022	200.00	0.00	200.00	85.71		0.00				
06/04/2023	200.00	0.00	200.00	85.71		0.00				
	400.00	0.00	400.00	171.42		0.00				
NAB.AX National Australia Bank Limited										
05/07/2022	305.87	0.00	305.87	131.09		0.00				
14/12/2022	326.82	0.00	326.82	140.07		0.00				
	632.69	0.00	632.69	271.16		0.00				
NABPF.AX National Australia Bank Limited										
19/09/2022	418.16	0.00	418.16	179.21		0.00				
19/12/2022	477.56	0.00	477.56	204.67		0.00				
17/03/2023	486.16	0.00	486.16	208.35		0.00				
19/06/2023	554.20	0.00	554.20	237.51		0.00				
	1,936.08	0.00	1,936.08	829.74		0.00				

Brennan Family Super Fund

Dividend Reconciliation Report

For The Period 01 July 2022 - 30 June 2023

Date	Net Payment Received	Australian Income			Foreign Income			Withheld		
		Unfranked	Franked	Franking Credits	Foreign Income	Foreign Credits	NZ Credits	TFN Withheld	Non-Resident	LIC Deduction
RIO.AX RIO Tinto Limited										
21/09/2022	2,014.43	0.00	2,014.43	863.33		0.00				
20/04/2023	1,714.07	0.00	1,714.07	734.60		0.00				
	3,728.50	0.00	3,728.50	1,597.93		0.00				
S32.AX South32 Limited										
13/10/2022	1,457.60	0.00	1,457.60	624.68		0.00				
06/04/2023	425.43	0.00	425.43	182.33		0.00				
	1,883.03	0.00	1,883.03	807.01		0.00				
STO.AX Santos Limited										
21/09/2022	263.99	263.99	0.00	0.00		0.00				
29/03/2023	540.30	540.30	0.00	0.00		0.00				
	804.29	804.29	0.00	0.00		0.00				
SUL.AX Super Retail Group Limited										
17/10/2022	795.50	0.00	795.50	340.93		0.00				
14/04/2023	629.00	0.00	629.00	269.57		0.00				
	1,424.50	0.00	1,424.50	610.50		0.00				
SUN.AX Suncorp Group Limited										

Brennan Family Super Fund

Dividend Reconciliation Report

For The Period 01 July 2022 - 30 June 2023

Date	Net Payment Received	Australian Income			Foreign Income			Withheld		
		Unfranked	Franked	Franking Credits	Foreign Income	Foreign Credits	NZ Credits	TFN Withheld	Non-Resident	LIC Deduction
21/09/2022	391.00	0.00	391.00	167.57		0.00				
31/03/2023	759.00	0.00	759.00	325.29		0.00				
	1,150.00	0.00	1,150.00	492.86		0.00				
TLS.AX Telstra Corporation Limited.										
21/09/2022	790.50	0.00	790.50	338.79		0.00				
31/03/2023	790.50	0.00	790.50	338.79		0.00				
	1,581.00	0.00	1,581.00	677.58		0.00				
WBC.AX Westpac Banking Corporation										
20/12/2022	1,510.40	0.00	1,510.40	647.31		0.00				
27/06/2023	1,652.00	0.00	1,652.00	708.00		0.00				
	3,162.40	0.00	3,162.40	1,355.31		0.00				
WDS.AX Woodside Energy Group Ltd										
06/10/2022	1,828.26	0.00	1,828.26	783.54		0.00				
05/04/2023	2,462.48	0.00	2,462.48	1,055.35		0.00				
	4,290.74	0.00	4,290.74	1,838.89		0.00				
WHC.AX Whitehaven Coal Limited										
16/09/2022	2,560.00	0.00	2,560.00	1,097.14		0.00				

Brennan Family Super Fund
Dividend Reconciliation Report

For The Period 01 July 2022 - 30 June 2023

Date	Net Payment Received	Australian Income			Foreign Income			Withheld		
		Unfranked	Franked	Franking Credits	Foreign Income	Foreign Credits	NZ Credits	TFN Withheld	Non-Resident	LIC Deduction
10/03/2023	1,536.00	0.00	1,536.00	658.29						
	4,096.00	0.00	4,096.00	1,755.43						
	48,639.71	2,434.73	46,204.98	19,802.12		0.00				

Shares in Listed Companies (Overseas)

ICLN.NAS iShares Global Clean Energy ETF

23/12/2022	23.90				23.90	10.25		0.00		
16/06/2023	81.36				81.36	34.87		0.00		
	105.26				105.26	45.12		0.00		
	105.26				105.26	45.12		0.00		

Brennan Family Super Fund
Dividend Reconciliation Report

For The Period 01 July 2022 - 30 June 2023

Date	Net Payment Received	Australian Income			Foreign Income			Withheld		
		Unfranked	Franked	Franking Credits	Foreign Income	Foreign Credits	NZ Credits	TFN Withheld	Non-Resident	LIC Deduction
TOTAL	48,744.97	2,434.73	46,204.98	19,802.12	105.26	45.12		0.00		

Tax Return Reconciliation

	Totals	Tax Return Label
Unfranked	2,434.73	J
Franked Dividends	46,204.98	K
Franking Credits	19,802.12	L

Brennan Family Super Fund

Distribution Reconciliation Report

For The Period 01 July 2022 - 30 June 2023

Date	Non Primary Production Income (A) * ₁					Distributed Capital Gains (B) * ₂					Foreign Income * ₃		Non-Assessable			Taxable Income
	Payment Received	Franked	Unfranked	Interest/ Other	Franking Credits	Discounted (After Discount)	Rate * ₅	CGT Concession	Indexed	Other	Foreign Income	Foreign Credits	Tax Exempt	Tax Free	Tax Deferred / AMIT * ₆	
Shares in Listed Companies (Australian)																
ESTX.AX Etf Euro Stoxx 50 Etf																
17/01/2023	169.74	0.00	0.00	0.00	0.00	0.00	S		0.00	0.00	0.00	0.00	0.00	0.00	0.00	0.00
30/06/2023	876.39	0.00	0.00	0.07	0.00	229.97	S		0.00	0.00	701.10	139.96		114.99	0.00	1,071.10
	1,046.13	0.00	0.00	0.07	0.00	229.97			0.00	0.00	701.10	139.96	0.00	114.99	0.00	1,071.10
	<i>Net Cash Distribution:</i>		1,046.13													
VAE.AX Vanguard Ftse Asia Ex Japan Shares Index Etf																
18/10/2022	150.83	0.00	0.00	0.00	0.00	0.00	S		0.00	0.00	0.00	0.00	0.00	0.00	5.64	0.00
18/01/2023	30.98	0.00	0.00	0.00	0.00	0.00	S		0.00	0.00	0.00	0.00	0.00	0.00	1.16	0.00
20/04/2023	10.26	0.00	0.00	0.00	0.00	0.00	S		0.00	0.00	0.00	0.00	0.00	0.00	0.38	0.00
30/06/2023	64.90	0.00	0.00	8.64	0.00	0.00	S		0.00	0.00	238.73	37.14	0.00	0.00	2.42	284.51
	256.97	0.00	0.00	8.64	0.00	0.00			0.00	0.00	238.73	37.14	0.00	0.00	9.60	284.51
	<i>Net Cash Distribution:</i>		256.97													
VEU.AX Vanguard All-world Ex-us Shares Index Etf																
20/07/2022	246.30			0.00	0.00	0.00	S		0.00	0.00	246.30	43.46	0.00	0.00	0.00	289.76
18/10/2022	119.86			0.00	0.00	0.00	S		0.00	0.00	119.86	21.15	0.00	0.00	0.00	141.01
20/01/2023	210.07			0.00	0.00	0.00	S		0.00	0.00	210.07	90.03	0.00	0.00	0.00	300.10
20/04/2023	40.18			0.00	0.00	0.00	S		0.00	0.00	40.18	17.22	0.00	0.00	0.00	57.40
	616.41			0.00	0.00	0.00			0.00	0.00	616.41	171.86	0.00	0.00	0.00	788.27

Brennan Family Super Fund

Distribution Reconciliation Report

For The Period 01 July 2022 - 30 June 2023

Date	Payment Received	Non Primary Production Income (A) * ₁				Distributed Capital Gains (B) * ₂					Foreign Income * ₃		Non-Assessable			Taxable Income
		Franked	Unfranked	Interest/ Other	Franking Credits	Discounted (After Discount)	Rate * ₅	CGT Concession	Indexed	Other	Foreign Income	Foreign Credits	Tax Exempt	Tax Free	Tax Deferred / AMIT * ₆	
<i>Net Cash Distribution:</i>		616.41														
VTS.AX Vanguard Us Total Market Shares Index Etf																
22/07/2022	140.02			0.00	0.00	0.00	S		0.00	0.00	140.02	24.71	0.00	0.00	0.00	164.73
24/10/2022	160.39			0.00	0.00	0.00	S		0.00	0.00	160.39	28.30	0.00	0.00	0.00	188.69
25/01/2023	170.22			0.00	0.00	0.00	S		0.00	0.00	170.22	30.04	0.00	0.00	0.00	200.26
26/04/2023	148.28			0.00	0.00	0.00	S		0.00	0.00	148.28	26.17	0.00	0.00	0.00	174.45
	618.91			0.00	0.00	0.00			0.00	0.00	618.91	109.22	0.00	0.00	0.00	728.13
<i>Net Cash Distribution:</i>		618.91														
	2,538.42	0.00	0.00	8.71	0.00	229.97			0.00	0.00	2,175.15	458.18	0.00	114.99	9.60	2,872.01
Shares in Listed Companies (Overseas)																
IVV.AX Ishares S&p 500 Etf																
13/10/2022	89.30	0.00	0.00	0.00	0.00	0.00	S		0.00	0.00	0.00	0.00	0.00	0.00	0.00	0.00
05/01/2023	70.06	0.00	0.00	0.00	0.00	0.00	S		0.00	0.00	0.00	0.00	0.00	0.00	0.00	0.00
17/04/2023	78.91	0.00	0.00	0.00	0.00	0.00	S		0.00	0.00	0.00	0.00	0.00	0.00	0.00	0.00
30/06/2023	105.01	0.00	0.00	0.04	0.00	34.48	S		0.00	0.00	308.76	54.92		0.00	0.00	398.20
	343.28	0.00	0.00	0.04	0.00	34.48			0.00	0.00	308.76	54.92	0.00	0.00	0.00	398.20
<i>Net Cash Distribution:</i>		343.28														
RBTZ.AX Betashares Global Robotics And Artificial Intelligence Etf																
30/06/2023	9.40	0.00	0.00	0.00	0.00	0.00	S		0.00	0.00	9.40	14.85	0.00	0.00	0.00	24.25

Brennan Family Super Fund

Distribution Reconciliation Report

For The Period 01 July 2022 - 30 June 2023

Date	Non Primary Production Income (A) * ₁					Distributed Capital Gains (B) * ₂					Foreign Income * ₃		Non-Assessable			Taxable Income
	Payment Received	Franked	Unfranked	Interest/ Other	Franking Credits	Discounted (After Discount)	Rate * ₅	CGT Concession	Indexed	Other	Foreign Income	Foreign Credits	Tax Exempt	Tax Free	Tax Deferred / AMIT * ₆	
	9.40	0.00	0.00	0.00	0.00	0.00			0.00	0.00	9.40	14.85	0.00	0.00	0.00	24.25
<i>Net Cash Distribution:</i>	<i>9.40</i>															
	352.68	0.00	0.00	0.04	0.00	34.48			0.00	0.00	318.16	69.77	0.00	0.00	0.00	422.45

Units in Listed Unit Trusts (Australian)

ASIA.AX Betashares ASIA Technology Tigers Etf

18/01/2023	59.27						S									0.00
30/06/2023	6.67						S									0.00
30/06/2023	0.00	0.00	0.00	0.29	0.00	0.00	I	0.00	0.00	0.00	65.65	29.66	0.00	0.00	0.00	95.60
	65.94	0.00	0.00	0.29	0.00	0.00		0.00	0.00	0.00	65.65	29.66	0.00	0.00	0.00	95.60
<i>Net Cash Distribution:</i>	<i>65.94</i>															

DXS.AX Dexus Property Group - Units Fully Paid Stapled

30/06/2023	363.86						S									0.00
30/06/2023	0.00	0.00	0.00	200.72	0.00	179.71	I	179.71	0.00	0.00	0.00	0.00	0.00	0.00	(196.28)	380.43
	363.86	0.00	0.00	200.72	0.00	179.71		179.71	0.00	0.00	0.00	0.00	0.00	0.00	(196.28)	380.43
<i>Net Cash Distribution:</i>	<i>363.86</i>															
	429.80	0.00	0.00	201.01	0.00	179.71		179.71	0.00	0.00	65.65	29.66	0.00	0.00	(196.28)	476.03

Brennan Family Super Fund

Distribution Reconciliation Report

For The Period 01 July 2022 - 30 June 2023

Date	Non Primary Production Income (A) * ₁				Distributed Capital Gains (B) * ₂				Foreign Income * ₃		Non-Assessable			Taxable Income		
	Payment Received	Franked	Unfranked	Interest/ Other	Franking Credits	Discounted (After Discount)	Rate * ₅	CGT Concession	Indexed	Other	Foreign Income	Foreign Credits	Tax Exempt		Tax Free	Tax Deferred / AMIT * ₆
TOTAL	3,320.90	0.00	0.00	209.76	0.00	444.16		179.71	0.00	0.00	2,558.96	557.61	0.00	114.99	(186.68)	3,770.49

Total Distributed Gains

Discount Rate	Discounted	Gross
Superfund 1/3	264.45	396.67
Individual 50%(I)	179.71	359.42
Total	444.16	756.09

*₁ Summary of Non Primary Production Income (A)

Tax Label	Franked	Unfranked	Interest/Other	Less Other Deduction	Income Before Credits * ₇	Franking Credits	Total Including Credits
11M Gross trust distributions	0.00	0.00	209.76	0.00	209.76	0.00	209.76

*₂ Forms part of the Net Capital Gains calculation for Tax Label 11A.

*₃ Forms part of the Foreign Credits calculation for Tax Label 11D, D1, 13C1.

*₄ Taxable Income is designed to match Tax Statement provided by Fund Manager.

Taxable Income in the SMSF Annual Return will be different due to application of Capital Losses in Net Capital Gain calculation and application of different discount method.

*₅ This is the discount rate selected for the transaction. "S" being Super Funds at 1/3 and "I" being Individual at 50%.

*₆ AMIT cost base net increase is reflected as negative amount i.e. negative tax deferred and AMIT cost base net decrease is reflected as positive amount i.e. positive tax deferred.

*₇ Sum of Income Before Credits reconciles with Taxable Trust Distributions in Statement of Taxable Income.

^ Variance between Payment Received and Net Cash Distribution.

Brennan Family Super Fund

Contributions Breakdown Report

For The Period 01 July 2022 - 30 June 2023

Summary

Member	D.O.B	Age (at 30/06/2022)	Total Super Balance (at 30/06/2022) *1	Concessional	Non-Concessional	Other	Reserves	Total
Brennan, Lucas Micheal	05/05/1993	29	0.00	0.00	0.00	0.00	0.00	0.00
Brennan, Micheal Arthur	23/11/1954	67	1,104,499.95	0.00	0.00	0.00	0.00	0.00
All Members				0.00	0.00	0.00	0.00	0.00

*1 TSB can include information external to current fund's transaction records. The amount is per individual across all funds.

Contribution Caps

Member	Contribution Type	Contributions	Cap	Current Position
Brennan, Lucas Micheal	Concessional	0.00	130,000.00	130,000.00 Below Cap
	(5 year carry forward cap available)			
	Non-Concessional	0.00	110,000.00	110,000.00 Below Cap
Brennan, Micheal Arthur	Concessional	0.00	27,500.00	27,500.00 Below Cap
	Non-Concessional	0.00	110,000.00	110,000.00 Below Cap

Carry Forward Unused Concessional Contribution Cap

Member	2018	2019	2020	2021	2022	2023	Current Position
Brennan, Lucas Micheal							
Concessional Contribution Cap	25,000.00	25,000.00	25,000.00	25,000.00	27,500.00	27,500.00	
Concessional Contribution	0.00	0.00	0.00	0.00	0.00	0.00	
Unused Concessional Contribution	0.00	25,000.00	25,000.00	25,000.00	27,500.00	27,500.00	
Cumulative Carry Forward Unused	N/A	0.00	25,000.00	50,000.00	75,000.00	102,500.00	
Maximum Cap Available	25,000.00	25,000.00	50,000.00	75,000.00	102,500.00	130,000.00	130,000.00 Below Cap
Total Super Balance	0.00	0.00	0.00	0.00	0.00	0.00	
Brennan, Micheal Arthur							
Concessional Contribution Cap	25,000.00	25,000.00	25,000.00	25,000.00	27,500.00	27,500.00	
Concessional Contribution	25,000.00	25,000.00	0.00	25,000.00	25,000.00	0.00	
Unused Concessional Contribution	0.00	0.00	25,000.00	0.00	2,500.00	27,500.00	
Cumulative Carry Forward Unused	N/A	0.00	0.00	0.00	0.00	0.00	
Maximum Cap Available	25,000.00	25,000.00	25,000.00	25,000.00	27,500.00	27,500.00	27,500.00 Below Cap
Total Super Balance	858,184.89	998,146.08	1,048,162.11	888,307.74	1,118,495.29	1,104,499.95	

NCC Bring Forward Caps

Member	Bring Forward Cap	2020	2021	2022	2023	Total	Current Position
Brennan, Lucas Micheal	N/A	0.00	0.00	0.00	0.00	N/A	Bring Forward Not Triggered
Brennan, Micheal Arthur	N/A	0.00	1,491.91	0.00	0.00	N/A	Bring Forward Not Triggered
Total for All Members		0.00	0.00	0.00	0.00		

Brennan Family Super Fund

Investment Summary Report

As at 30 June 2023

Investment	Units	Market Price ¹	Market Value	Average Cost	Accounting Cost	Unrealised Gain/(Loss)	Gain/(Loss)%	Portfolio Weight%	
Cash/Bank Accounts									
Morgans Cash Acc		78,728.090000	78,728.09	78,728.09	78,728.09			6.74 %	
			78,728.09		78,728.09			6.74 %	
Shares in Listed Companies (Australian)									
AKE.AX	Allkem Limited	4,250.00	16.020000	68,085.00	4.77	20,258.15	47,826.85	236.09 %	5.83 %
ANZ.AX	Australia And New Zealand Banking Group Limited	2,016.00	23.710000	47,799.36	23.80	47,988.21	(188.85)	(0.39) %	4.09 %
AN3PG.AX	Australia And New Zealand Banking Group Limited.	100.00	101.950000	10,195.00	100.00	10,000.00	195.00	1.95 %	0.87 %
AN3PI.AX	Australia And New Zealand Banking Group Limited.	400.00	101.070000	40,428.00	100.00	40,000.00	428.00	1.07 %	3.46 %
BHP.AX	BHP Group Limited	2,215.00	44.990000	99,652.85	23.89	52,923.76	46,729.09	88.30 %	8.53 %
COL.AX	Coles Group Limited.	950.00	18.420000	17,499.00	15.98	15,184.72	2,314.28	15.24 %	1.50 %
CBA.AX	Commonwealth Bank Of Australia.	540.00	100.270000	54,145.80	63.39	34,231.72	19,914.08	58.17 %	4.64 %
DMP.AX	Domino's Pizza Enterprises Limited - Ordinary Fully Paid	160.00	46.430000	7,428.80	62.85	10,056.51	(2,627.71)	(26.13) %	0.64 %
EDV.AX	Endeavour Group Limited	1,824.00	6.310000	11,509.44	7.13	12,999.02	(1,489.58)	(11.46) %	0.99 %
ESTX.AX	Etfs Euro Stoxx 50 Etf	315.00	80.320000	25,300.80	63.96	20,146.61	5,154.19	25.58 %	2.17 %
FANG.AX	Etfs Fang+ Etf	1,750.00	18.780000	32,865.00	11.50	20,116.38	12,748.62	63.37 %	2.81 %
JBH.AX	Jb Hi-fi Limited	490.00	43.750000	21,437.50	40.83	20,008.80	1,428.70	7.14 %	1.84 %
MQG.AX	Macquarie Group Limited	407.00	177.620000	72,291.34	125.17	50,942.91	21,348.43	41.91 %	6.19 %
MFF.AX	Magellan Flagship Fund Limited	13,000.00	2.660000	34,580.00	0.62	8,039.04	26,540.96	330.15 %	2.96 %
MTO.AX	Motorcycle Holdings Limited	2,500.00	1.450000	3,625.00	3.96	9,903.51	(6,278.51)	(63.40) %	0.31 %
NAB.AX	National Australia Bank Limited	419.00	26.370000	11,049.03	14.15	5,928.85	5,120.18	86.36 %	0.95 %
NABPF.AX	National Australia Bank Limited	400.00	103.948000	41,579.20	100.00	40,000.00	1,579.20	3.95 %	3.56 %
PPE.AX	Peoplein Limited	4,900.00	2.350000	11,515.00	3.07	15,059.86	(3,544.86)	(23.54) %	0.99 %
RIO.AX	RIO Tinto Limited	525.00	114.690000	60,212.25	81.44	42,758.42	17,453.83	40.82 %	5.16 %
STO.AX	Santos Limited	2,416.00	7.520000	18,168.32	5.63	13,604.59	4,563.73	33.55 %	1.56 %
S32.AX	South32 Limited	5,800.00	3.760000	21,808.00	2.60	15,069.97	6,738.03	44.71 %	1.87 %

Brennan Family Super Fund Investment Summary Report

As at 30 June 2023

Investment	Units	Market Price ¹	Market Value	Average Cost	Accounting Cost	Unrealised Gain/(Loss)	Gain/(Loss)%	Portfolio Weight%	
SUN.AX	Suncorp Group Limited	1,150.00	13.490000	15,513.50	13.08	15,039.93	473.57	3.15 %	1.33 %
SUL.AX	Super Retail Group Limited	1,850.00	11.430000	21,145.50	10.72	19,825.71	1,319.79	6.66 %	1.81 %
TLS.AX	Telstra Corporation Limited.	9,300.00	4.300000	39,990.00	4.38	40,715.01	(725.01)	(1.78) %	3.42 %
A2M.AX	The A2 Milk Company Limited	1,320.00	4.890000	6,454.80	10.32	13,625.45	(7,170.65)	(52.63) %	0.55 %
SGR.AX	The Star Entertainment Group Limited	3,500.00	1.155000	4,042.50	4.97	17,409.42	(13,366.92)	(76.78) %	0.35 %
VAE.AX	Vanguard Ftse Asia Ex Japan Shares Index Etf	165.00	67.980000	11,216.70	60.86	10,041.14	1,175.56	11.71 %	0.96 %
WBC.AX	Westpac Banking Corporation	2,360.00	21.340000	50,362.40	26.84	63,337.12	(12,974.72)	(20.49) %	4.31 %
WHC.AX	Whitehaven Coal Limited	4,800.00	6.710000	32,208.00	3.33	15,963.36	16,244.64	101.76 %	2.76 %
WDS.AX	Woodside Energy Group Ltd	850.00	34.440000	29,274.00	31.13	26,461.88	2,812.12	10.63 %	2.51 %
				921,382.09		727,640.05	193,742.04	26.63 %	78.90 %
Shares in Listed Companies (Overseas)									
RBTZ.AX	Betashares Global Robotics And Artificial Intelligence Etf	1,500.00	13.010000	19,515.00	13.34	20,002.64	(487.64)	(2.44) %	1.67 %
ICLN.NAS	iShares Global Clean Energy ETF	638.00	27.220000*	17,366.36	31.39	20,027.27	(2,660.91)	(13.29) %	1.49 %
IVV.AX	Ishares S&p 500 Etf	555.00	44.450000	24,669.75	36.21	20,095.04	4,574.71	22.77 %	2.11 %
VEU.AX	Vanguard All-world Ex-us Shares Index Etf	340.00	81.340000	27,655.60	57.91	19,689.43	7,966.17	40.46 %	2.37 %
VTS.AX	Vanguard Us Total Market Shares Index Etf	150.00	329.340000	49,401.00	147.50	22,125.74	27,275.26	123.27 %	4.23 %
				138,607.71		101,940.12	36,667.59	35.97 %	11.87 %
Units in Listed Unit Trusts (Australian)									
ASIA.AX	Betashares ASIA Technology Tigers Etf	1,940.00	7.260000	14,084.40	7.74	15,023.86	(939.46)	(6.25) %	1.21 %
DXS.AX	Dexus Property Group - Units Fully Paid Stapled	1,920.00	7.800000	14,976.00	7.84	15,043.68	(67.68)	(0.45) %	1.28 %
				29,060.40		30,067.54	(1,007.14)	(3.35) %	2.49 %
				1,167,778.29		938,375.80	229,402.49	24.45 %	100.00 %

¹Market Prices as at Reporting Date. Note: Where prices unavailable, system will use last known price

*** Investments using last known price**

<u>Investment</u>	<u>Market Price</u>	<u>Market Price Date</u>
iShares Global Clean Energy ETF	27.220000	30/06/2022

Brennan Family Super Fund

Investment Summary with Market Movement

As at 30 June 2023

Investment		Units	Market Price	Market Value	Average Cost	Accounting Cost	Overall	Unrealised Current Year	Realised Movement
Cash/Bank Accounts									
	Morgans Cash Acc		78,728.090000	78,728.09	78,728.09	78,728.09			
				78,728.09		78,728.09			
Shares in Listed Companies (Australian)									
AKE.AX	Allkem Limited	4,250.00	16.020000	68,085.00	4.77	20,258.15	47,826.85	12,903.58	20,417.14
ATL.AX	Apollo Tourism & Leisure Ltd	0.00	1.030000	0.00	0.00	0.00	0.00	11,346.80	(7,964.30)
ANZ.AX	Australia And New Zealand Banking Group Limited	2,016.00	23.710000	47,799.36	23.80	47,988.21	(188.85)	3,781.26	0.00
ANZPG.AX	Australia And New Zealand Banking Group Limited	0.00	104.250000	0.00	0.00	0.00	0.00	(338.00)	0.00
ANZPI.AX	Australia And New Zealand Banking Group Limited	0.00	103.550000	0.00	0.00	0.00	0.00	496.00	0.00
AN3PG.AX	Australia And New Zealand Banking Group Limited.	100.00	101.950000	10,195.00	100.00	10,000.00	195.00	195.00	0.00
AN3PI.AX	Australia And New Zealand Banking Group Limited.	400.00	101.070000	40,428.00	100.00	40,000.00	428.00	428.00	0.00
BHP.AX	BHP Group Limited	2,215.00	44.990000	99,652.85	23.89	52,923.76	46,729.09	8,284.10	0.00
BAP.AX	Bapcor Limited	0.00	5.940000	0.00	0.00	0.00	0.00	(2,268.00)	2,618.31
COL.AX	Coles Group Limited.	950.00	18.420000	17,499.00	15.98	15,184.72	2,314.28	579.50	0.00
CBA.AX	Commonwealth Bank Of Australia.	540.00	100.270000	54,145.80	63.39	34,231.72	19,914.08	5,340.60	0.00
DMP.AX	Domino's Pizza Enterprises Limited - Ordinary Fully Paid	160.00	46.430000	7,428.80	62.85	10,056.51	(2,627.71)	(2,627.71)	0.00
EDV.AX	Endeavour Group Limited	1,824.00	6.310000	11,509.44	7.13	12,999.02	(1,489.58)	(2,298.24)	0.00
ESTX.AX	Etf Euro Stoxx 50 Etf	315.00	80.320000	25,300.80	63.96	20,146.61	5,154.19	6,133.05	0.00
FANG.AX	Etf Fang+ Etf	1,750.00	18.780000	32,865.00	11.50	20,116.38	12,748.62	12,127.50	0.00
GNC.AX	Graincorp Limited	0.00	7.830000	0.00	0.00	0.00	0.00	(12,391.76)	7,814.92
JBH.AX	Jb Hi-fi Limited	490.00	43.750000	21,437.50	40.83	20,008.80	1,428.70	1,428.70	0.00
MQG.AX	Macquarie Group Limited	407.00	177.620000	72,291.34	125.17	50,942.91	21,348.43	5,335.77	0.00
MFF.AX	Magellan Flagship Fund Limited	13,000.00	2.660000	34,580.00	0.62	8,039.04	26,540.96	5,850.00	0.00
MTO.AX	Motorcycle Holdings Limited	2,500.00	1.450000	3,625.00	3.96	9,903.51	(6,278.51)	(1,575.00)	0.00
NAB.AX	National Australia Bank Limited	419.00	26.370000	11,049.03	14.15	5,928.85	5,120.18	(427.38)	0.00
NABPF.AX	National Australia Bank Limited	400.00	103.948000	41,579.20	100.00	40,000.00	1,579.20	215.20	0.00
PPE.AX	Peoplein Limited	4,900.00	2.350000	11,515.00	3.07	15,059.86	(3,544.86)	(3,544.86)	0.00
RIO.AX	RIO Tinto Limited	525.00	114.690000	60,212.25	81.44	42,758.42	17,453.83	6,294.75	0.00
STO.AX	Santos Limited	2,416.00	7.520000	18,168.32	5.63	13,604.59	4,563.73	241.60	0.00

Brennan Family Super Fund

Investment Summary with Market Movement

As at 30 June 2023

Investment		Units	Market Price	Market Value	Average Cost	Accounting Cost	Overall	Unrealised Current Year	Realised Movement
S32.AX	South32 Limited	5,800.00	3.760000	21,808.00	2.60	15,069.97	6,738.03	(1,044.00)	0.00
SUN.AX	Suncorp Group Limited	1,150.00	13.490000	15,513.50	13.08	15,039.93	473.57	5,487.56	69.29
SUL.AX	Super Retail Group Limited	1,850.00	11.430000	21,145.50	10.72	19,825.71	1,319.79	5,439.00	0.00
TLS.AX	Telstra Corporation Limited.	9,300.00	4.300000	39,990.00	4.38	40,715.01	(725.01)	4,185.00	0.00
A2M.AX	The A2 Milk Company Limited	1,320.00	4.890000	6,454.80	10.32	13,625.45	(7,170.65)	660.00	0.00
SGR.AX	The Star Entertainment Group Limited	3,500.00	1.155000	4,042.50	4.97	17,409.42	(13,366.92)	(5,722.50)	0.00
URW.AX	Unibail-rodamco-westfield	0.00	3.850000	0.00	0.00	0.00	0.00	19,555.18	(20,162.70)
VAE.AX	Vanguard Ftse Asia Ex Japan Shares Index Etf	165.00	67.980000	11,216.70	60.86	10,041.14	1,175.56	(37.95)	0.00
WBC.AX	Westpac Banking Corporation	2,360.00	21.340000	50,362.40	26.84	63,337.12	(12,974.72)	4,342.40	0.00
WHC.AX	Whitehaven Coal Limited	4,800.00	6.710000	32,208.00	3.33	15,963.36	16,244.64	10,010.11	6,571.17
WDS.AX	Woodside Energy Group Ltd	850.00	34.440000	29,274.00	31.13	26,461.88	2,812.12	4,564.34	(1,880.30)
ZIP.AX	ZIP Co Limited..	0.00	0.410000	0.00	0.00	0.00	0.00	9,357.96	(9,321.46)
				921,382.09		727,640.05	193,742.04	112,307.56	(1,837.93)
Shares in Listed Companies (Overseas)									
RBTZ.AX	Betashares Global Robotics And Artificial Intelligence Etf	1,500.00	13.010000	19,515.00	13.34	20,002.64	(487.64)	5,985.00	0.00
IVV.AX	Ishares S&p 500 Etf	555.00	44.450000	24,669.75	36.21	20,095.04	4,574.71	4,285.34	0.00
VEU.AX	Vanguard All-world Ex-us Shares Index Etf	340.00	81.340000	27,655.60	57.91	19,689.43	7,966.17	3,029.40	0.00
VTS.AX	Vanguard Us Total Market Shares Index Etf	150.00	329.340000	49,401.00	147.50	22,125.74	27,275.26	8,373.00	0.00
ICLN.NAS	iShares Global Clean Energy ETF	638.00	27.220000	17,366.36	31.39	20,027.27	(2,660.91)	0.00	0.00
				138,607.71		101,940.12	36,667.59	21,672.74	0.00
Units in Listed Unit Trusts (Australian)									
ASIA.AX	Betashares ASIA Technology Tigers Etf	1,940.00	7.260000	14,084.40	7.74	15,023.86	(939.46)	(465.60)	0.00
DXS.AX	Dexus Property Group - Units Fully Paid Stapled	1,920.00	7.800000	14,976.00	7.84	15,043.68	(67.68)	(67.68)	0.00
				29,060.40		30,067.54	(1,007.14)	(533.28)	0.00
				1,167,778.29		938,375.80	229,402.49	133,447.02	(1,837.93)

Brennan Family Super Fund

Investment Movement Report

As at 30 June 2023

Investment	Opening Balance		Additions		Disposals			Closing Balance		Market Value
	Units	Cost	Units	Cost	Units	Cost	Accounting Profit/(Loss)	Units	Cost	
	165.00	10,041.14						165.00	10,041.14	11,216.70
WBC.AX - Westpac Banking Corporation	2,360.00	63,337.12						2,360.00	63,337.12	50,362.40
WHC.AX - Whitehaven Coal Limited	6,400.00	24,741.47			(1,600.00)	(8,778.11)	6,571.17	4,800.00	15,963.36	32,208.00
WDS.AX - Woodside Energy Group Ltd	1,143.00	38,145.34			(293.00)	(11,683.46)	(1,880.30)	850.00	26,461.88	29,274.00
ZIP.AX - ZIP Co Limited..	1,700.00	10,105.96			(1,700.00)	(10,105.96)	(9,321.46)		0.00	
		802,433.87		97,506.57		(172,300.39)	(1,837.93)		727,640.05	921,382.09

Shares in Listed Companies (Overseas)

RBTZ.AX - Betashares Global Robotics And Artificial Intelligence Etf	1,500.00	20,002.64						1,500.00	20,002.64	19,515.00
ICLN.NAS - iShares Global Clean Energy ETF	638.00	20,027.27						638.00	20,027.27	17,366.36
IVV.AX1 - Ishares S&p 500 Etf	37.00	20,095.04	518.00	0.00				555.00	20,095.04	24,669.75
VEU.AX - Vanguard All-world Ex-us Shares Index Etf	340.00	19,689.43						340.00	19,689.43	27,655.60
VTS.AX - Vanguard Us Total Market Shares Index Etf	150.00	22,125.74						150.00	22,125.74	49,401.00
		101,940.12		0.00					101,940.12	138,607.71

Units in Listed Unit Trusts (Australian)

Brennan Family Super Fund

Investment Movement Report

As at 30 June 2023

Investment	Opening Balance		Additions		Disposals			Closing Balance		Market Value
	Units	Cost	Units	Cost	Units	Cost	Accounting Profit/(Loss)	Units	Cost	
ASIA.AX - Betashares ASIA Technology Tigers Etf	1,940.00	15,023.86						1,940.00	15,023.86	14,084.40
DXS.AX - Dexus Property Group - Units Fully Paid Stapled			1,920.00	15,043.68				1,920.00	15,043.68	14,976.00
		15,023.86		15,043.68					30,067.54	29,060.40
	984,820.55			310,347.88		(356,792.63)	(1,837.93)		938,375.80	1,167,778.29

Brennan Family Super Fund

Realised Capital Gains Report

For The Period 01 July 2022 - 30 June 2023

Investment		Accounting Treatment				Tax Treatment						
Purchase Contract Date	Disposal Contract Date	Units	Cost	Proceeds	Accounting Profit/(Loss)	Adjusted Cost Base	Reduced Cost Base	Indexed Cost Base	Indexed Gains	Discounted Gains (Gross)	Other Gains	Capital Loss
Shares in Listed Companies (Australian)												
AKE.AX - Allkem Limited												
06/12/2021	16/05/2023	2,050.00	9,771.58	30,188.72	20,417.14	9,771.58	9,771.58	0.00	0.00	20,417.14	0.00	0.00
		2,050.00	9,771.58	30,188.72	20,417.14	9,771.58	9,771.58	0.00	0.00	20,417.14	0.00	0.00
ATL.AX - Apollo Tourism & Leisure Ltd												
04/09/2018	07/10/2022	10,000.00	15,146.80	7,182.50	(7,964.30)	15,146.80	15,146.80	0.00	0.00	0.00	0.00	(7,964.30)
		10,000.00	15,146.80	7,182.50	(7,964.30)	15,146.80	15,146.80	0.00	0.00	0.00	0.00	(7,964.30)
BAP.AX - Bapcor Limited												
27/05/2020	07/10/2022	1,350.00	5,940.00	8,558.31	2,618.31	5,940.00	5,940.00	0.00	0.00	2,618.31	0.00	0.00
		1,350.00	5,940.00	8,558.31	2,618.31	5,940.00	5,940.00	0.00	0.00	2,618.31	0.00	0.00
ESTX.AX - Etf's Euro Stoxx 50 Etf												
		0.00	0.00	0.00	0.00	0.00	0.00	0.00	0.00	344.95	0.00	0.00
		0.00	0.00	0.00	0.00	0.00	0.00	0.00	0.00	344.95	0.00	0.00
GNC.AX - Graincorp Limited												
07/05/2021	28/02/2023	2,900.00	15,187.24	23,002.16	7,814.92	15,187.24	15,187.24	0.00	0.00	7,814.92	0.00	0.00
		2,900.00	15,187.24	23,002.16	7,814.92	15,187.24	15,187.24	0.00	0.00	7,814.92	0.00	0.00
SUN.AX - Suncorp Group Limited												
18/11/2019	28/06/2023	1,134.00	15,018.81	15,084.52	65.71	15,018.81	15,018.81	0.00	0.00	65.71	0.00	0.00
03/05/2013	28/06/2023	16.00	209.25	212.83	3.58	209.25	209.25	0.00	0.00	3.58	0.00	0.00
		1,150.00	15,228.06	15,297.35	69.29	15,228.06	15,228.06	0.00	0.00	69.29	0.00	0.00
URW.AX - Unibail-rodamco-westfield												

Brennan Family Super Fund

Realised Capital Gains Report

For The Period 01 July 2022 - 30 June 2023

Investment		Accounting Treatment				Tax Treatment						
Purchase Contract Date	Disposal Contract Date	Units	Cost	Proceeds	Accounting Profit/(Loss)	Adjusted Cost Base	Reduced Cost Base	Indexed Cost Base	Indexed Gains	Discounted Gains (Gross)	Other Gains	Capital Loss
Shares in Listed Companies (Australian)												
24/09/2019	21/07/2022	1,450.00	15,435.40	5,148.24	(10,287.16)	15,435.40	15,435.40	0.00	0.00	0.00	0.00	(10,287.16)
18/07/2019	21/07/2022	1,450.00	15,023.78	5,148.24	(9,875.54)	15,023.78	15,023.78	0.00	0.00	0.00	0.00	(9,875.54)
		2,900.00	30,459.18	10,296.48	(20,162.70)	30,459.18	30,459.18	0.00	0.00	0.00	0.00	(20,162.70)
WDS.AX - Woodside Energy Group Ltd												
23/11/2010	28/06/2023	245.00	10,113.58	8,197.18	(1,916.40)	10,113.58	10,113.58	0.00	0.00	0.00	0.00	(1,916.40)
24/09/2019	28/06/2023	48.00	1,569.88	1,605.98	36.10	1,569.88	1,569.88	0.00	0.00	36.10	0.00	0.00
		293.00	11,683.46	9,803.16	(1,880.30)	11,683.46	11,683.46	0.00	0.00	36.10	0.00	(1,916.40)
WHC.AX - Whitehaven Coal Limited												
30/03/2012	07/10/2022	1,600.00	8,778.11	15,349.28	6,571.17	8,778.11	8,778.11	0.00	0.00	6,571.17	0.00	0.00
		1,600.00	8,778.11	15,349.28	6,571.17	8,778.11	8,778.11	0.00	0.00	6,571.17	0.00	0.00
ZIP.AX - ZIP Co Limited..												
16/11/2021	28/04/2023	1,700.00	10,105.96	784.50	(9,321.46)	10,105.96	10,105.96	0.00	0.00	0.00	0.00	(9,321.46)
		1,700.00	10,105.96	784.50	(9,321.46)	10,105.96	10,105.96	0.00	0.00	0.00	0.00	(9,321.46)
		23,943.00	122,300.39	120,462.46	(1,837.93)	122,300.39	122,300.39	0.00	0.00	37,871.88	0.00	(39,364.86)
Shares in Listed Companies (Overseas)												
IVV.AX1 - Ishares S&p 500 Etf												
		0.00	0.00	0.00	0.00	0.00	0.00	0.00	0.00	51.72	0.00	0.00
		0.00	0.00	0.00	0.00	0.00	0.00	0.00	0.00	51.72	0.00	0.00
		0.00	0.00	0.00	0.00	0.00	0.00	0.00	0.00	51.72	0.00	0.00
Units in Listed Unit Trusts (Australian)												

Brennan Family Super Fund
Realised Capital Gains Report

For The Period 01 July 2022 - 30 June 2023

Investment		Accounting Treatment				Tax Treatment						
Purchase Contract Date	Disposal Contract Date	Units	Cost	Proceeds	Accounting Profit/(Loss)	Adjusted Cost Base	Reduced Cost Base	Indexed Cost Base	Indexed Gains	Discounted Gains (Gross)	Other Gains	Capital Loss
Units in Listed Unit Trusts (Australian)												
DXS.AX - Dexus Property Group - Units Fully Paid Stapled												
		0.00	0.00	0.00	0.00	0.00	0.00	0.00	0.00	359.42	0.00	0.00
		0.00	0.00	0.00	0.00	0.00	0.00	0.00	0.00	359.42	0.00	0.00
		0.00	0.00	0.00	0.00	0.00	0.00	0.00	0.00	359.42	0.00	0.00
		23,943.00	122,300.39	120,462.46	(1,837.93)	122,300.39	122,300.39	0.00	0.00	38,283.02	0.00	(39,364.86)

Brennan Family Super Fund

Capital Gains Reconciliation Report

For The Period 01 July 2022 - 30 June 2023

	Total	Discounted	Indexed	Other	Notional
Losses available to offset					
Carried forward from prior losses	69,205.35				
Carried forward from prior losses - Collectables	0.00				
Current year capital losses	0.00				
Current year capital losses - Collectables	0.00				
Total Losses Available	69,205.35				
Total Losses Available - Collectables	0.00				
Capital Gains					
Capital gains from disposal of assets	0.00	0.00	0.00	0.00	0.00
Capital gains from disposal of assets - Collectables	0.00	0.00	0.00	0.00	0.00
Capital gains from trust distributions	0.00	0.00	0.00	0.00	0.00
Capital Gains Before Losses applied	0.00	0.00	0.00	0.00	0.00
Losses and discount applied					
Losses applied	0.00	0.00	0.00	0.00	0.00
Losses applied - Collectables	0.00	0.00	0.00	0.00	0.00
Capital gains after losses applied	0.00	0.00	0.00	0.00	0.00
Capital gains after losses applied - Collectables	0.00	0.00	0.00	0.00	0.00
CGT Discount applied	0.00				
CGT Discount applied - Collectables	0.00				

Brennan Family Super Fund

Capital Gains Reconciliation Report

For The Period 01 July 2022 - 30 June 2023

	Total	Discounted	Indexed	Other	Notional
Net Capital Gain					
Net capital gain	0.00				
Net capital gain - Collectables	0.00				
Total Net Capital Gain (11A)	0.00				
Net Capital Losses Carried Forward to later income					
Net Capital Losses Carried Forward to later income years	69,205.35				
Net Capital Losses Carried Forward to later income years - Collectables	0.00				
Total Net Capital Losses Carried Forward to later income years (14V)	69,205.35				

Note

Refer to Realised Gains Report for details of Disposals at a Security level

Refer to Distribution Reconciliation Report for Trust Distribution details at a Security level

Brennan Family Super Fund

Investment Income Comparison Report

As at 30 June 2023

Investment	Ledger Data				ASX & UUT Data						
	Transaction Date	Income Amount	Franking Credit	Date Payable	Ex Div/Dist Date	Units On Hand	45 Day Qualified	Amount per share/unit	Estimated Income	Estimated Franking*	
Reconciled											
Shares in Listed Companies (Australian)											
ANZ.AX	Australia And New Zealand Banking Group Limited	01/07/2022	1,360.80	583.20	01/07/2022	09/05/2022	1,890.00	1,890.00	0.7200	1,360.80	583.20
ANZ.AX	Australia And New Zealand Banking Group Limited	15/12/2022	1,491.84	639.36	15/12/2022	07/11/2022	2,016.00	2,016.00	0.7400	1,491.84	639.36
BAP.AX	Bapcor Limited	16/09/2022	155.25	66.54	16/09/2022	30/08/2022	1,350.00	1,350.00	0.1150	155.25	66.54
BHP.AX	BHP Group Limited	23/09/2022	5,652.32	2,422.42	22/09/2022	01/09/2022	2,215.00	2,215.00	2.5518	5,652.32	2,422.42
BHP.AX	BHP Group Limited	30/03/2023	3,020.45	1,294.48	30/03/2023	09/03/2023	2,215.00	2,215.00	1.3636	3,020.45	1,294.48
CBA.AX	Commonwealth Bank Of Australia.	29/09/2022	1,134.00	486.00	29/09/2022	17/08/2022	540.00	540.00	2.1000	1,134.00	486.00
CBA.AX	Commonwealth Bank Of Australia.	30/03/2023	1,134.00	486.00	30/03/2023	22/02/2023	540.00	540.00	2.1000	1,134.00	486.00
COL.AX	Coles Group Limited.	28/09/2022	285.00	122.14	28/09/2022	02/09/2022	950.00	950.00	0.3000	285.00	122.14
COL.AX	Coles Group Limited.	30/03/2023	342.00	146.57	30/03/2023	02/03/2023	950.00	950.00	0.3600	342.00	146.57
DMP.AX	Domino's Pizza Enterprises Limited - Ordinary Fully Paid	16/03/2023	107.84	27.73	16/03/2023	28/02/2023	160.00	160.00	0.6740	107.84	27.73
EDV.AX	Endeavour Group Limited	16/09/2022	140.45	60.19	16/09/2022	31/08/2022	1,824.00	1,824.00	0.0770	140.45	60.19
EDV.AX	Endeavour Group Limited	20/03/2023	260.83	111.79	20/03/2023	21/02/2023	1,824.00	1,824.00	0.1430	260.83	111.79
GNC.AX	Graincorp Limited	21/07/2022	696.00	298.29	21/07/2022	06/07/2022	2,900.00	2,900.00	0.2400	696.00	298.29
GNC.AX	Graincorp Limited	14/12/2022	870.00	372.86	14/12/2022	29/11/2022	2,900.00	2,900.00	0.3000	870.00	372.86
JBH.AX	Jb Hi-fi Limited	10/03/2023	965.30	413.70	10/03/2023	23/02/2023	490.00	490.00	1.9700	965.30	413.70
MFF.AX	Magellan Flagship Fund Limited	04/11/2022	520.00	222.86	04/11/2022	07/10/2022	13,000.00	13,000.00	0.0400	520.00	222.86
MFF.AX	Magellan Flagship Fund Limited	12/05/2023	585.00	250.71	12/05/2023	21/04/2023	13,000.00	13,000.00	0.0450	585.00	250.71
MQG.AX	Macquarie Group Limited	04/07/2022	1,424.50	244.20	04/07/2022	16/05/2022	407.00	407.00	3.5000	1,424.50	244.20
MQG.AX	Macquarie Group Limited	13/12/2022	1,221.00	209.31	13/12/2022	07/11/2022	407.00	407.00	3.0000	1,221.00	209.31
MTO.AX	Motorcycle Holdings Limited	04/10/2022	200.00	85.71	04/10/2022	12/09/2022	2,500.00	2,500.00	0.0800	200.00	85.71

Brennan Family Super Fund

Investment Income Comparison Report

As at 30 June 2023

Investment		Ledger Data			ASX & UUT Data						
		Transaction Date	Income Amount	Franking Credit	Date Payable	Ex Div/Dist Date	Units On Hand	45 Day Qualified	Amount per share/unit	Estimated Income	Estimated Franking*
MTO.AX	Motorcycle Holdings Limited	06/04/2023	200.00	85.71	06/04/2023	16/03/2023	2,500.00	2,500.00	0.0800	200.00	85.71
NAB.AX	National Australia Bank Limited	05/07/2022	305.87	131.09	05/07/2022	11/05/2022	419.00	419.00	0.7300	305.87	131.09
NAB.AX	National Australia Bank Limited	14/12/2022	326.82	140.07	14/12/2022	15/11/2022	419.00	419.00	0.7800	326.82	140.07
NABPF.AX	National Australia Bank Limited	19/09/2022	418.16	179.21	19/09/2022	06/09/2022	400.00	400.00	1.0454	418.16	179.21
NABPF.AX	National Australia Bank Limited	19/12/2022	477.56	204.67	19/12/2022	06/12/2022	400.00	400.00	1.1939	477.56	204.67
NABPF.AX	National Australia Bank Limited	17/03/2023	486.16	208.35	17/03/2023	02/03/2023	400.00	400.00	1.2154	486.16	208.35
NABPF.AX	National Australia Bank Limited	19/06/2023	554.20	237.51	19/06/2023	06/06/2023	400.00	400.00	1.3855	554.20	237.51
RIO.AX	RIO Tinto Limited	21/09/2022	2,014.43	863.33	22/09/2022	11/08/2022	525.00	525.00	3.8370	2,014.42	863.32
RIO.AX	RIO Tinto Limited	20/04/2023	1,714.07	734.60	20/04/2023	09/03/2023	525.00	525.00	3.2649	1,714.07	734.60
S32.AX	South32 Limited	13/10/2022	1,457.60	624.68	13/10/2022	15/09/2022	5,800.00	5,800.00	0.2513	1,457.60	624.68
S32.AX	South32 Limited	06/04/2023	425.43	182.33	06/04/2023	09/03/2023	5,800.00	5,800.00	0.0733	425.42	182.32
STO.AX	Santos Limited	21/09/2022	263.99	0.00	22/09/2022	22/08/2022	2,416.00	2,416.00	0.1093	263.99	0.00
STO.AX	Santos Limited	29/03/2023	540.30	0.00	29/03/2023	27/02/2023	2,416.00	2,416.00	0.2236	540.30	0.00
SUL.AX	Super Retail Group Limited	17/10/2022	795.50	340.93	17/10/2022	06/09/2022	1,850.00	1,850.00	0.4300	795.50	340.93
SUL.AX	Super Retail Group Limited	14/04/2023	629.00	269.57	14/04/2023	08/03/2023	1,850.00	1,850.00	0.3400	629.00	269.57
SUN.AX	Suncorp Group Limited	21/09/2022	391.00	167.57	21/09/2022	12/08/2022	2,300.00	2,300.00	0.1700	391.00	167.57
SUN.AX	Suncorp Group Limited	31/03/2023	759.00	325.29	31/03/2023	14/02/2023	2,300.00	2,300.00	0.3300	759.00	325.29
TLS.AX	Telstra Corporation Limited.	21/09/2022	790.50	338.79	21/09/2022	24/08/2022	9,300.00	9,300.00	0.0850	790.50	338.79
TLS.AX	Telstra Corporation Limited.	31/03/2023	790.50	338.79	31/03/2023	01/03/2023	9,300.00	9,300.00	0.0850	790.50	338.79
WBC.AX	Westpac Banking Corporation	20/12/2022	1,510.40	647.31	20/12/2022	17/11/2022	2,360.00	2,360.00	0.6400	1,510.40	647.31
WBC.AX	Westpac Banking Corporation	27/06/2023	1,652.00	708.00	27/06/2023	11/05/2023	2,360.00	2,360.00	0.7000	1,652.00	708.00
WDS.AX	Woodside Energy Group Ltd	06/10/2022	1,828.26	783.54	06/10/2022	08/09/2022	1,143.00	1,143.00	1.5995	1,828.26	783.54

Brennan Family Super Fund

Investment Income Comparison Report

As at 30 June 2023

Investment	Ledger Data				ASX & UUT Data						
	Transaction Date	Income Amount	Franking Credit	Date Payable	Ex Div/Dist Date	Units On Hand	45 Day Qualified	Amount per share/unit	Estimated Income	Estimated Franking*	
WDS.AX	Woodside Energy Group Ltd	05/04/2023	2,462.48	1,055.35	05/04/2023	08/03/2023	1,143.00	1,143.00	2.1544	2,462.48	1,055.35
WHC.AX	Whitehaven Coal Limited	16/09/2022	2,560.00	1,097.14	16/09/2022	01/09/2022	6,400.00	6,400.00	0.4000	2,560.00	1,097.14
WHC.AX	Whitehaven Coal Limited	10/03/2023	1,536.00	658.29	10/03/2023	23/02/2023	4,800.00	4,800.00	0.3200	1,536.00	658.29
ESTX.AX	Etf Euro Stoxx 50 Etf	17/01/2023	169.74	0.00	17/01/2023	30/12/2022	315.00	315.00	0.5389	169.74	0.00
ESTX.AX	Etf Euro Stoxx 50 Etf	30/06/2023	876.39	0.00							
ESTX.AX	Etf Euro Stoxx 50 Etf				17/07/2023	30/06/2023	315.00	315.00	2.7822	876.39	0.00
VAE.AX	Vanguard Ftse Asia Ex Japan Shares Index Etf	18/10/2022	150.83	0.00	18/10/2022	03/10/2022	165.00	165.00	0.9141	150.83	0.00
VAE.AX	Vanguard Ftse Asia Ex Japan Shares Index Etf	18/01/2023	30.98	0.00	18/01/2023	03/01/2023	165.00	165.00	0.1878	30.98	0.00
VAE.AX	Vanguard Ftse Asia Ex Japan Shares Index Etf	20/04/2023	10.26	0.00	20/04/2023	03/04/2023	165.00	165.00	0.0622	10.26	0.00
VAE.AX	Vanguard Ftse Asia Ex Japan Shares Index Etf	30/06/2023	64.90	0.00							
VAE.AX	Vanguard Ftse Asia Ex Japan Shares Index Etf				18/07/2023	03/07/2023	165.00	165.00	0.3933	64.90	0.00
			47,758.91	18,866.18					46.7415	47,758.91	18,866.16
Shares in Listed Companies (Overseas)											
IVV.AX	Ishares S&p 500 Etf	13/10/2022	89.30	0.00	13/10/2022	03/10/2022	37.00	37.00	2.4134	89.30	0.00
IVV.AX	Ishares S&p 500 Etf	05/01/2023	70.06	0.00	05/01/2023	21/12/2022	555.00	555.00	0.1262	70.06	0.00
IVV.AX	Ishares S&p 500 Etf	17/04/2023	78.91	0.00	17/04/2023	03/04/2023	555.00	555.00	0.1422	78.91	0.00
IVV.AX	Ishares S&p 500 Etf	30/06/2023	105.01	0.00							
IVV.AX	Ishares S&p 500 Etf				13/07/2023	03/07/2023	555.00	555.00	0.1892	105.01	0.00
RBTZ.AX	Betashares Global Robotics And Artificial Intelligence Etf	30/06/2023	9.40	0.00							
RBTZ.AX	Betashares Global Robotics And Artificial Intelligence Etf				18/07/2023	03/07/2023	1,500.00	1,500.00	0.0063	9.40	0.00
			352.68	0.00					2.8773	352.68	0.00

Brennan Family Super Fund

Investment Income Comparison Report

As at 30 June 2023

Investment	Ledger Data			ASX & UUT Data							
	Transaction Date	Income Amount	Franking Credit	Date Payable	Ex Div/Dist Date	Units On Hand	45 Day Qualified	Amount per share/unit	Estimated Income	Estimated Franking*	
Units in Listed Unit Trusts (Australian)											
ASIA.AX	Betashares ASIA Technology Tigers Etf	18/01/2023	59.27		18/01/2023	03/01/2023	1,940.00	1,940.00	0.0306	59.27	0.00
ASIA.AX	Betashares ASIA Technology Tigers Etf	30/06/2023	6.67	0.00							
ASIA.AX	Betashares ASIA Technology Tigers Etf				18/07/2023	03/07/2023	1,940.00	1,940.00	0.0034	6.67	0.00
			65.94	0.00					0.0340	65.94	0.00
Unreconciled											
Shares in Listed Companies (Australian)											
AN3PG.AX	Australia And New Zealand Banking Group Limited.	20/09/2022	115.32	49.42							
AN3PG.AX	Australia And New Zealand Banking Group Limited.	20/12/2022	132.17	56.64							
AN3PG.AX	Australia And New Zealand Banking Group Limited.	20/03/2023	136.48	58.49	20/03/2023	07/03/2023	100.00	100.00	1.3648	136.48	58.49
AN3PG.AX	Australia And New Zealand Banking Group Limited.	20/06/2023	148.01	63.43	20/06/2023	07/06/2023	100.00	100.00	1.4801	148.01	63.43
AN3PI.AX	Australia And New Zealand Banking Group Limited.	20/09/2022	341.32	146.28							
AN3PI.AX	Australia And New Zealand Banking Group Limited.	20/12/2022	410.00	175.71							
AN3PI.AX	Australia And New Zealand Banking Group Limited.	20/03/2023	428.56	183.67	20/03/2023	07/03/2023	400.00	400.00	1.0714	428.56	183.67
AN3PI.AX	Australia And New Zealand Banking Group Limited.	20/06/2023	472.04	202.30	20/06/2023	07/06/2023	400.00	400.00	1.1801	472.04	202.30
ANZPG.AX	Australia And New Zealand Banking Group Limited				20/09/2022	07/09/2022	100.00	100.00	1.1532	115.32	49.42
ANZPG.AX	Australia And New Zealand Banking Group Limited				20/12/2022	07/12/2022	100.00	100.00	1.3217	132.17	56.64
ANZPI.AX	Australia And New Zealand Banking Group Limited				20/09/2022	07/09/2022	400.00	400.00	0.8533	341.32	146.28
ANZPI.AX	Australia And New Zealand Banking Group Limited				20/12/2022	07/12/2022	400.00	400.00	1.0250	410.00	175.71
FANG.AX	Etf Fang+ Etf				15/07/2022	30/06/2022	1,750.00	1,750.00	0.6864	1,201.15	0.00

Brennan Family Super Fund
Investment Income Comparison Report

As at 30 June 2023

Investment	Ledger Data			ASX & UUT Data							
	Transaction Date	Income Amount	Franking Credit	Date Payable	Ex Div/Dist Date	Units On Hand	45 Day Qualified	Amount per share/unit	Estimated Income	Estimated Franking*	
VEU.AX	Vanguard All-world Ex-us Shares Index Etf	20/07/2022	246.30	0.00							
VEU.AX	Vanguard All-world Ex-us Shares Index Etf	18/10/2022	119.86	0.00							
VEU.AX	Vanguard All-world Ex-us Shares Index Etf	20/01/2023	210.07	0.00							
VEU.AX	Vanguard All-world Ex-us Shares Index Etf	20/04/2023	40.18	0.00							
VTS.AX	Vanguard Us Total Market Shares Index Etf	22/07/2022	140.02	0.00							
VTS.AX	Vanguard Us Total Market Shares Index Etf	24/10/2022	160.39	0.00							
VTS.AX	Vanguard Us Total Market Shares Index Etf	25/01/2023	170.22	0.00							
VTS.AX	Vanguard Us Total Market Shares Index Etf	26/04/2023	148.28	0.00							
			3,419.22	935.94				10.1360	3,385.05	935.94	
Shares in Listed Companies (Overseas)											
ICLN.NAS	iShares Global Clean Energy ETF	23/12/2022	23.90								
ICLN.NAS	iShares Global Clean Energy ETF	16/06/2023	81.36								
VEU.AX	Vanguard All-world Ex-us Shares Index Etf				20/07/2022	22/06/2022	340.00	340.00	0.7244	246.29	0.00
VEU.AX	Vanguard All-world Ex-us Shares Index Etf				18/10/2022	20/09/2022	340.00	340.00	0.3526	119.88	0.00
VEU.AX	Vanguard All-world Ex-us Shares Index Etf				20/01/2023	20/12/2022	340.00	340.00	0.7503	255.10	0.00
VEU.AX	Vanguard All-world Ex-us Shares Index Etf				20/04/2023	21/03/2023	340.00	340.00	0.1435	48.78	0.00
VTS.AX	Vanguard Us Total Market Shares Index Etf				22/07/2022	24/06/2022	150.00	150.00	0.9335	140.02	0.00
VTS.AX	Vanguard Us Total Market Shares Index Etf				24/10/2022	26/09/2022	150.00	150.00	1.0692	160.38	0.00
VTS.AX	Vanguard Us Total Market Shares Index Etf				25/01/2023	23/12/2022	150.00	150.00	1.1348	170.21	0.00
VTS.AX	Vanguard Us Total Market Shares Index Etf				26/04/2023	24/03/2023	150.00	150.00	0.9886	148.28	0.00

Brennan Family Super Fund
Investment Income Comparison Report

As at 30 June 2023

Investment	Ledger Data			ASX & UUT Data						
	Transaction Date	Income Amount	Franking Credit	Date Payable	Ex Div/Dist Date	Units On Hand	45 Day Qualified	Amount per share/unit	Estimated Income	Estimated Franking*
		105.26						6.0967	1,288.94	0.00
Units in Listed Unit Trusts (Australian)										
DXS.AX**	Dexus Property Group - Units Fully Paid Stapled	30/06/2023	363.86	0.00						
			363.86	0.00						
			52,065.87	19,802.12				65.8855	52,851.53	19,802.10

*Franking credit is estimated using 45 day qualified units. The estimation might not be accurate for preference shares and hedging arrangements.

**For stapled securities, income may be unreconciled due to ASX data including dividend and distribution components that are recognised in different financial years.

Brennan Family Super Fund
Members Summary Report
 As at 30 June 2023

Opening Balance	Increases				Decreases					Closing Balance	
	Contributions	Transfers In	Net Earnings	Insurance Proceeds	Pensions Paid	Contributions Tax	Taxes Paid	Benefits Paid/ Transfers Out	Insurance Premiums		Member Expenses
Micheal Arthur Brennan (Age: 68)											
BREMIC00001P - Pension - Tax Free: 0.01%											
411,674.66			66,566.30		91,680.00						386,560.96
BREMIC00002P - Pension No. 2 - Tax Free: 91.25%											
251,308.43			46,054.59		6,280.00						291,083.02
BREMIC00003A - Accumulation											
BREMIC00005P - Account Based Pension 4 - Tax Free: 69.27%											
396,337.15			72,603.71		9,910.00						459,030.86
BREMIC00006P - Account Based Pension 4 - Tax Free: 3.25%											
45,179.71			8,282.09		1,130.00						52,331.80
1,104,499.95			193,506.69		109,000.00						1,189,006.64
Lucas Micheal Brennan (Age: 30)											
BRELU00001A - Accumulation											
1,104,499.95			193,506.69		109,000.00						1,189,006.64

Brennan Family Super Fund

Members Statement

Micheal Arthur Brennan
 83 York Street
 Coorparoo, Queensland, 4151, Australia

Your Details

Date of Birth :	23/11/1954	Nominated Beneficiaries:	N/A
Age:	68	Nomination Type:	N/A
Tax File Number:	588473099	Vested Benefits:	386,560.96
Date Joined Fund:	08/09/2009	Total Death Benefit:	386,560.96
Service Period Start Date:	06/09/1985	Current Salary:	0.00
Date Left Fund:		Previous Salary:	0.00
Member Code:	BREMIC00001P	Disability Benefit:	0.00
Account Start Date:	01/07/2015		
Account Phase:	Retirement Phase		
Account Description:	Pension		

Your Balance

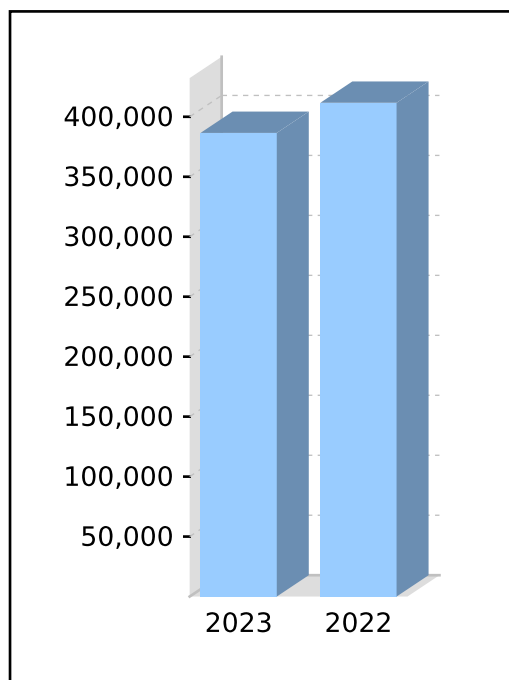
Total Benefits 386,560.96

Preservation Components

Preserved
 Unrestricted Non Preserved 386,560.96
 Restricted Non Preserved

Tax Components

Tax Free (0.01%) 38.63
 Taxable 386,522.33



Your Detailed Account Summary

	This Year
Opening balance at 01/07/2022	411,674.66
<u>Increases to Member account during the period</u>	
Employer Contributions	
Personal Contributions (Concessional)	
Personal Contributions (Non Concessional)	
Government Co-Contributions	
Other Contributions	
Proceeds of Insurance Policies	
Transfers In	
Net Earnings	66,566.30
Internal Transfer In	
<u>Decreases to Member account during the period</u>	
Pensions Paid	91,680.00
Contributions Tax	
Income Tax	
No TFN Excess Contributions Tax	
Excess Contributions Tax	
Refund Excess Contributions	
Division 293 Tax	
Insurance Policy Premiums Paid	
Management Fees	
Member Expenses	
Benefits Paid/Transfers Out	
Superannuation Surcharge Tax	
Internal Transfer Out	
Closing balance at 30/06/2023	386,560.96

Brennan Family Super Fund

Members Statement

Micheal Arthur Brennan
 83 York Street
 Coorparoo, Queensland, 4151, Australia

Your Details

Date of Birth :	23/11/1954	Nominated Beneficiaries:	N/A
Age:	68	Nomination Type:	N/A
Tax File Number:	588473099	Vested Benefits:	291,083.02
Date Joined Fund:	08/09/2009	Total Death Benefit:	291,083.02
Service Period Start Date:	06/09/1985	Current Salary:	0.00
Date Left Fund:		Previous Salary:	0.00
Member Code:	BREMIC00002P	Disability Benefit:	0.00
Account Start Date:	17/03/2016		
Account Phase:	Retirement Phase		
Account Description:	Pension No. 2		

Your Balance

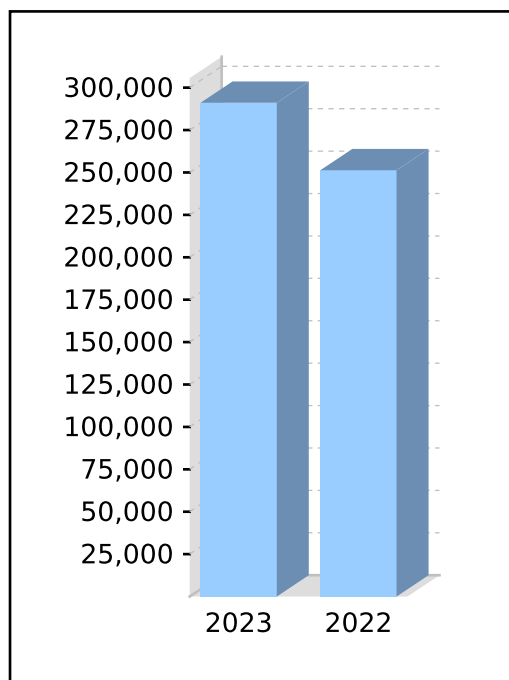
Total Benefits 291,083.02

Preservation Components

Preserved
 Unrestricted Non Preserved 291,083.02
 Restricted Non Preserved

Tax Components

Tax Free (91.25%) 265,613.24
 Taxable 25,469.78



Your Detailed Account Summary

	This Year
Opening balance at 01/07/2022	251,308.43
<u>Increases to Member account during the period</u>	
Employer Contributions	
Personal Contributions (Concessional)	
Personal Contributions (Non Concessional)	
Government Co-Contributions	
Other Contributions	
Proceeds of Insurance Policies	
Transfers In	
Net Earnings	46,054.59
Internal Transfer In	
<u>Decreases to Member account during the period</u>	
Pensions Paid	6,280.00
Contributions Tax	
Income Tax	
No TFN Excess Contributions Tax	
Excess Contributions Tax	
Refund Excess Contributions	
Division 293 Tax	
Insurance Policy Premiums Paid	
Management Fees	
Member Expenses	
Benefits Paid/Transfers Out	
Superannuation Surcharge Tax	
Internal Transfer Out	
Closing balance at 30/06/2023	291,083.02

Brennan Family Super Fund

Members Statement

Micheal Arthur Brennan
 83 York Street
 Coorparoo, Queensland, 4151, Australia

Your Details

Date of Birth : 23/11/1954
 Age: 68
 Tax File Number: 588473099
 Date Joined Fund: 08/09/2009
 Service Period Start Date:
 Date Left Fund:
 Member Code: BREMIC00003A
 Account Start Date: 08/09/2009
 Account Phase: Accumulation Phase
 Account Description: Accumulation

Nominated Beneficiaries: N/A
 Nomination Type: N/A
 Vested Benefits:

Your Balance

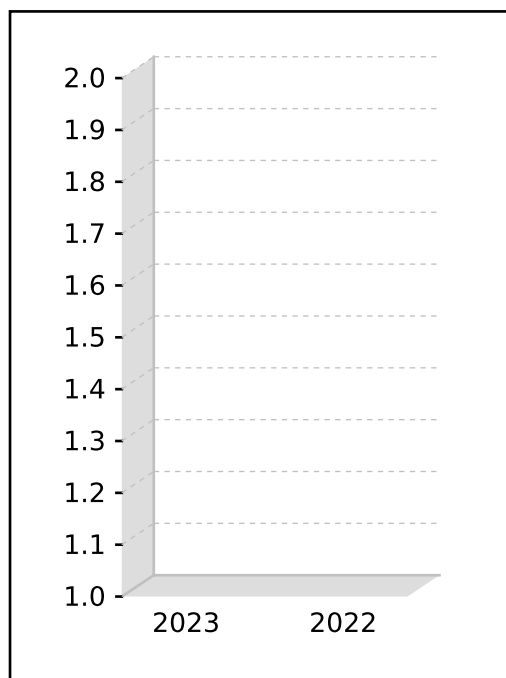
Total Benefits

Preservation Components

Preserved
 Unrestricted Non Preserved
 Restricted Non Preserved

Tax Components

Tax Free
 Taxable



Your Detailed Account Summary

This Year

Opening balance at 01/07/2022

Increases to Member account during the period

Employer Contributions
 Personal Contributions (Concessional)
 Personal Contributions (Non Concessional)
 Government Co-Contributions
 Other Contributions
 Proceeds of Insurance Policies
 Transfers In
 Net Earnings
 Internal Transfer In

Decreases to Member account during the period

Pensions Paid
 Contributions Tax
 Income Tax
 No TFN Excess Contributions Tax
 Excess Contributions Tax
 Refund Excess Contributions
 Division 293 Tax
 Insurance Policy Premiums Paid
 Management Fees
 Member Expenses
 Benefits Paid/Transfers Out
 Superannuation Surcharge Tax
 Internal Transfer Out

Closing balance at 30/06/2023

0.00

Brennan Family Super Fund

Members Statement

Micheal Arthur Brennan
 83 York Street
 Coorparoo, Queensland, 4151, Australia

Your Details

Date of Birth :	23/11/1954	Nominated Beneficiaries:	N/A
Age:	68	Nomination Type:	N/A
Tax File Number:	588473099	Vested Benefits:	459,030.86
Date Joined Fund:	08/09/2009		
Service Period Start Date:			
Date Left Fund:			
Member Code:	BREMIC00005P		
Account Start Date:	23/11/2019		
Account Phase:	Retirement Phase		
Account Description:	Account Based Pension 4		

Your Balance

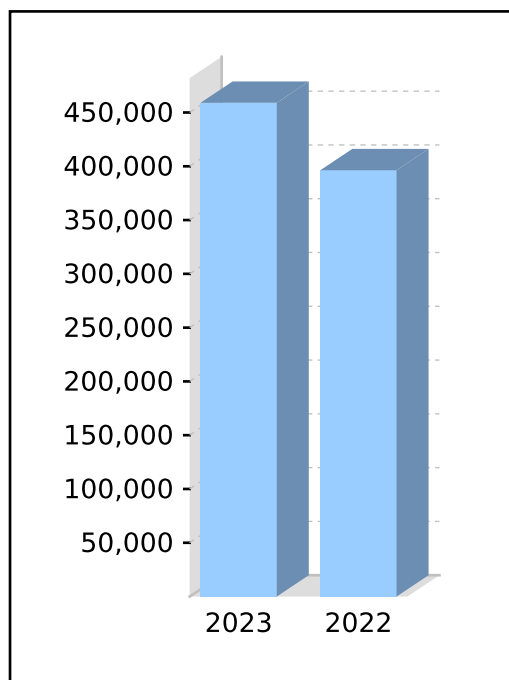
Total Benefits 459,030.86

Preservation Components

Preserved
 Unrestricted Non Preserved 459,030.86
 Restricted Non Preserved

Tax Components

Tax Free (69.27%) 317,976.66
 Taxable 141,054.20



Your Detailed Account Summary

	This Year
Opening balance at 01/07/2022	396,337.15
<u>Increases to Member account during the period</u>	
Employer Contributions	
Personal Contributions (Concessional)	
Personal Contributions (Non Concessional)	
Government Co-Contributions	
Other Contributions	
Proceeds of Insurance Policies	
Transfers In	
Net Earnings	72,603.71
Internal Transfer In	
<u>Decreases to Member account during the period</u>	
Pensions Paid	9,910.00
Contributions Tax	
Income Tax	
No TFN Excess Contributions Tax	
Excess Contributions Tax	
Refund Excess Contributions	
Division 293 Tax	
Insurance Policy Premiums Paid	
Management Fees	
Member Expenses	
Benefits Paid/Transfers Out	
Superannuation Surcharge Tax	
Internal Transfer Out	
Closing balance at 30/06/2023	459,030.86

Brennan Family Super Fund

Members Statement

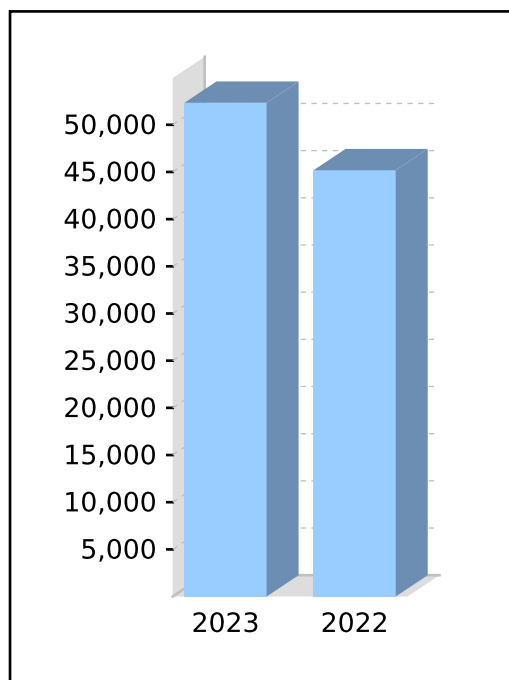
Micheal Arthur Brennan
 83 York Street
 Coorparoo, Queensland, 4151, Australia

Your Details

Date of Birth :	23/11/1954	Nominated Beneficiaries:	N/A
Age:	68	Nomination Type:	N/A
Tax File Number:	588473099	Vested Benefits:	52,331.80
Date Joined Fund:	08/09/2009		
Service Period Start Date:			
Date Left Fund:			
Member Code:	BREMIC00006P		
Account Start Date:	01/07/2021		
Account Phase:	Retirement Phase		
Account Description:	Account Based Pension 4		

Your Balance

Total Benefits	52,331.80
<u>Preservation Components</u>	
Preserved	
Unrestricted Non Preserved	52,331.80
Restricted Non Preserved	
<u>Tax Components</u>	
Tax Free (3.25%)	1,702.00
Taxable	50,629.80



Your Detailed Account Summary

	This Year
Opening balance at 01/07/2022	45,179.71
<u>Increases to Member account during the period</u>	
Employer Contributions	
Personal Contributions (Concessional)	
Personal Contributions (Non Concessional)	
Government Co-Contributions	
Other Contributions	
Proceeds of Insurance Policies	
Transfers In	
Net Earnings	8,282.09
Internal Transfer In	
<u>Decreases to Member account during the period</u>	
Pensions Paid	1,130.00
Contributions Tax	
Income Tax	
No TFN Excess Contributions Tax	
Excess Contributions Tax	
Refund Excess Contributions	
Division 293 Tax	
Insurance Policy Premiums Paid	
Management Fees	
Member Expenses	
Benefits Paid/Transfers Out	
Superannuation Surcharge Tax	
Internal Transfer Out	
Closing balance at 30/06/2023	52,331.80

Brennan Family Super Fund

Members Statement

Lucas Micheal Brennan
 29 Graymond Street
 West Chermshire, Queensland, 4032, Australia

Your Details

Date of Birth :	05/05/1993	Nominated Beneficiaries:	N/A
Age:	30	Nomination Type:	N/A
Tax File Number:	99999999	Vested Benefits:	
Date Joined Fund:	03/03/2015	Total Death Benefit:	0.00
Service Period Start Date:		Current Salary:	0.00
Date Left Fund:		Previous Salary:	0.00
Member Code:	BRELUC00001A	Disability Benefit:	0.00
Account Start Date:	03/03/2015		
Account Phase:	Accumulation Phase		
Account Description:	Accumulation		

Your Balance

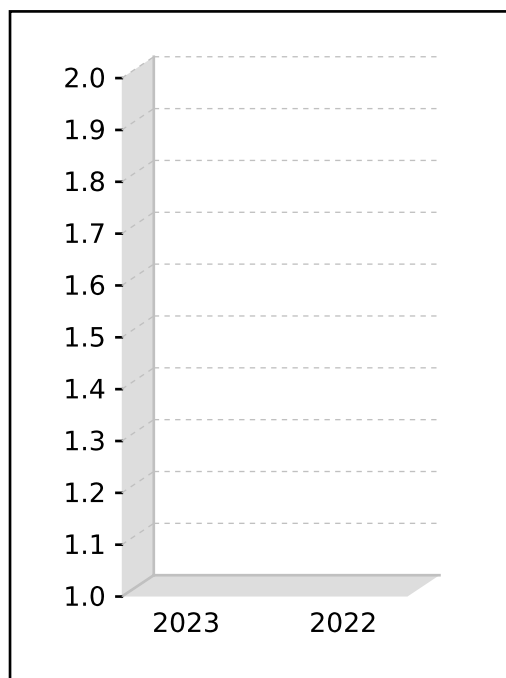
Total Benefits

Preservation Components

- Preserved
- Unrestricted Non Preserved
- Restricted Non Preserved

Tax Components

- Tax Free
- Taxable



Your Detailed Account Summary

This Year

Opening balance at 01/07/2022	
<u>Increases to Member account during the period</u>	
Employer Contributions	
Personal Contributions (Concessional)	
Personal Contributions (Non Concessional)	
Government Co-Contributions	
Other Contributions	
Proceeds of Insurance Policies	
Transfers In	
Net Earnings	
Internal Transfer In	
<u>Decreases to Member account during the period</u>	
Pensions Paid	
Contributions Tax	
Income Tax	
No TFN Excess Contributions Tax	
Excess Contributions Tax	
Refund Excess Contributions	
Division 293 Tax	
Insurance Policy Premiums Paid	
Management Fees	
Member Expenses	
Benefits Paid/Transfers Out	
Superannuation Surcharge Tax	
Internal Transfer Out	
Closing balance at 30/06/2023	0.00

Brennan Family Super Fund

Pension Summary

As at 30 June 2023

Member Name : Brennan, Micheal Arthur

Member Age : 67* (Date of Birth : 23/11/1954)

Member Code	Pension Type	Pension Start Date	Tax Free	Min / PF	Minimum	Maximum	Gross Pension Payments	PAYG	Net Pension Payment	Amount to reach Minimum
BREMICO0001P	Account Based Pension	01/07/2015	0.01%	2.50%	\$10,290.00*	N/A	\$91,680.00	\$0.00	\$91,680.00	NIL

*COVID-19 50% reduction has been applied to the minimum pension amount.

BREMICO0002P	Account Based Pension	17/03/2016	91.25%	2.50%	\$6,280.00*	N/A	\$6,280.00	\$0.00	\$6,280.00	\$0.00
--------------	-----------------------	------------	--------	-------	-------------	-----	------------	--------	------------	--------

*COVID-19 50% reduction has been applied to the minimum pension amount.

BREMICO0005P	Account Based Pension	23/11/2019	69.27%	2.50%	\$9,910.00*	N/A	\$9,910.00	\$0.00	\$9,910.00	\$0.00
--------------	-----------------------	------------	--------	-------	-------------	-----	------------	--------	------------	--------

*COVID-19 50% reduction has been applied to the minimum pension amount.

BREMICO0006P	Account Based Pension	01/07/2021	3.25%	2.50%	\$1,130.00*	N/A	\$1,130.00	\$0.00	\$1,130.00	\$0.00
--------------	-----------------------	------------	-------	-------	-------------	-----	------------	--------	------------	--------

*COVID-19 50% reduction has been applied to the minimum pension amount.

					\$27,610.00	\$0.00	\$109,000.00	\$0.00	\$109,000.00	\$0.00
--	--	--	--	--	--------------------	---------------	---------------------	---------------	---------------------	---------------

Total :

					\$27,610.00	\$0.00	\$109,000.00	\$0.00	\$109,000.00	\$0.00
--	--	--	--	--	--------------------	---------------	---------------------	---------------	---------------------	---------------

*Age as at 01/07/2022 or pension start date for new pensions.

Brennan Family Super Fund

Statement of Taxable Income

For the year ended 30 June 2023

	2023
	\$
Benefits accrued as a result of operations	64,704.57
Less	
Increase in MV of investments	133,447.02
Exempt current pension income	72,764.00
Realised Accounting Capital Gains	(1,837.93)
Accounting Trust Distributions	3,320.90
	<u>207,693.99</u>
Add	
SMSF non deductible expenses	10,819.00
Pension Payments	109,000.00
Franking Credits	19,802.12
Foreign Credits	602.73
Taxable Trust Distributions	209.76
Distributed Foreign income	2,558.96
	<u>142,992.57</u>
SMSF Annual Return Rounding	(3.15)
	<u>0.00</u>
Taxable Income or Loss	<u>0.00</u>
Income Tax on Taxable Income or Loss	0.00
Less	
Franking Credits	19,802.12
	<u>(19,802.12)</u>
CURRENT TAX OR REFUND	<u>(19,802.12)</u>
Supervisory Levy	259.00
	<u>(19,543.12)</u>
AMOUNT DUE OR REFUNDABLE	<u>(19,543.12)</u>

* Distribution tax components review process has not been completed for the financial year.

Brennan Family Super Fund

Create Entries Report

For the period 01 July 2022 to 30 June 2023

Create Entries Financial Year Summary 01 July 2022 - 30 June 2023

Total Profit	Amount
Income	184,524.16
Less Expense	119,819.59
Total Profit	64,704.57

Tax Summary	Amount
Fund Tax Rate	15.00 %
Total Profit	64,704.57
Less Permanent Differences	133,447.02
Less Timing Differences	0.00
Less Exempt Pension Income	72,764.00
Less Other Non Taxable Income	(109,000.00)
Less LIC Deductions	0.00
Add SMSF Non Deductible Expenses	10,819.00
Add Other Non Deductible Expenses	0.00
Add Total Franking/Foreign/TFN/FRW Credits	20,404.85
Less Realised Accounting Capital Gains	(1,837.93)
Less Accounting Trust Distributions	3,320.90
Add Taxable Trust Distributions	209.76
Add Distributed Foreign income	2,558.96
Less Tax Losses Deducted	0.00
Add SMSF Annual Return Rounding	(3.15)
Taxable Income	0.00
Income Tax on Taxable Income or Loss	0.00

Profit/(Loss) Available for Allocation	Amount
Total Available Profit	173,704.57
Franking Credits	19,802.12
TFN Credits	0.00
Foreign Credits	0.00
FRW Credits	0.00
Total	193,506.69

Income Tax Expense Available for Allocation	Amount
Total Income Tax Expense Allocation	0.00

Calculation of Non Deductible Expense Percentage(s)	Amount
--	---------------

Calculation of Non Deductible Expense Percentage(s)	Amount
General Expense Calculation	
Gross Interest	849.00
Gross Foreign Income	3,266.00
Unfranked Dividend	2,434.00
Franked Dividend	46,204.00
Dividend Franking Credit	19,802.00
Gross Trust Distributions	209.00
Less exempt pension income	72,764.00
Total Assessable Income (A)	0.00
Total Assessable Income	0.00
Exempt Pension Income	72,764.00
Total Income (B)	72,764.00
Non Deductible Gen Exp% = 1-(A/B)	
Non Deductible General Expense Percentage	100.000%
Investment Expense Calculation	
Gross Interest	849.00
Gross Foreign Income	3,266.00
Unfranked Dividend	2,434.00
Franked Dividend	46,204.00
Dividend Franking Credit	19,802.00
Gross Trust Distributions	209.00
Total Investment Income (B)	72,764.00
Less Non-Assessable Investment Income	72,764.00
Total Investment Assessable Income (A)	0.00
Non Deductible Inv Exp% = 1-(A/B)	
Non-Deductible Investment Expense Percentage	100.000%

Final Segment 1 from 01 July 2022 to 30 June 2023

Pool Name Deemed Segregation

Total Profit	Amount
Income	184,524.16
Less Expense	119,819.59
Total Profit	64,704.57

Create Entries Summary	Amount
Fund Tax Rate	15.00 %
Total Profit	64,704.57
Less Permanent Differences	133,447.02
Less Timing Differences	0.00
Less Exempt Pension Income	72,767.74
Less Other Non Taxable Income	(109,000.00)
Add SMSF Non Deductible Expenses	10,819.59
Add Other Non Deductible Expenses	0.00
Add Total Franking/Foreign/TFN/FRW Credits	20,404.85
Less Realised Accounting Capital Gains	(1,837.93)
Less Accounting Trust Distributions	3,320.90
Add Taxable Trust Distributions	209.76
Add Distributed Foreign income	2,558.96
Less Tax Losses Deducted	0.00
Taxable Income	0.00
Income Tax on Taxable Income or Loss	0.00

Member Weighted Balance Summary	Weighting%	Amount
Micheal Arthur Brennan(BREMIC00001P)	34.40	356,609.14
Micheal Arthur Brennan(BREMIC00002P)	23.80	246,680.16
Micheal Arthur Brennan(BREMIC00003A)	0.00	0.00
Micheal Arthur Brennan(BREMIC00005P)	37.52	389,033.62
Micheal Arthur Brennan(BREMIC00006P)	4.28	44,346.92
Lucas Micheal Brennan(BRELUC00001A)	0.00	0.00

Profit/(Loss) Available for Allocation

Total Available Profit	173,704.57
Franking Credits	19,802.12
TFN Credits	0.00
FRW Credits	0.00
Total	193,506.69

Allocation to Members	Weighting%	Amount
Micheal Arthur Brennan(BREMIC00001P)	34.40	66,566.30
Micheal Arthur Brennan(BREMIC00002P)	23.80	46,054.59
Micheal Arthur Brennan(BREMIC00003A)	0.00	0.00
Micheal Arthur Brennan(BREMIC00005P)	37.52	72,603.71
Micheal Arthur Brennan(BREMIC00006P)	4.28	8,282.09
Lucas Micheal Brennan(BRELUC00001A)	0.00	0.00

Accumulation Weighted Balance Summary	Weighting%	Amount
Micheal Arthur Brennan(BREMIC00001P)	34.39	356,609.14
Micheal Arthur Brennan(BREMIC00002P)	23.80	246,680.16
Micheal Arthur Brennan(BREMIC00003A)	0.00	0.00
Micheal Arthur Brennan(BREMIC00005P)	37.53	389,033.62
Micheal Arthur Brennan(BREMIC00006P)	4.28	44,346.92
Lucas Micheal Brennan(BRELUC00001A)	0.00	0.00

Income Tax Expense Available for Allocation	Amount
Total Income Tax Expense Allocation	0.00

Allocation to Members	Weighting%	Amount
Micheal Arthur Brennan(BREMIC00001P)	34.39	0.00
Micheal Arthur Brennan(BREMIC00002P)	23.80	0.00
Micheal Arthur Brennan(BREMIC00003A)	0.00	0.00
Micheal Arthur Brennan(BREMIC00005P)	37.53	0.00
Micheal Arthur Brennan(BREMIC00006P)	4.28	0.00
Lucas Micheal Brennan(BRELUC00001A)	0.00	0.00

Calculation of daily member weighted balances

Micheal Arthur Brennan (BREMIC00001P)

Member Balance

01/07/2022	50010	Opening Balance	411,674.66	411,674.66
15/07/2022	54160	Pensions Paid	(4,000.00)	(3,846.58)
15/08/2022	54160	Pensions Paid	(4,000.00)	(3,506.85)
15/09/2022	54160	Pensions Paid	(4,000.00)	(3,167.12)
05/10/2022	54160	Pensions Paid	(32,680.00)	(24,084.71)
14/10/2022	54160	Pensions Paid	(4,000.00)	(2,849.32)
15/11/2022	54160	Pensions Paid	(4,000.00)	(2,498.63)
15/11/2022	54160	Pensions Paid	(11,000.00)	(6,871.23)
15/12/2022	54160	Pensions Paid	(4,000.00)	(2,169.86)
13/01/2023	54160	Pensions Paid	(4,000.00)	(1,852.05)
15/02/2023	54160	Pensions Paid	(4,000.00)	(1,490.41)
15/03/2023	54160	Pensions Paid	(4,000.00)	(1,183.56)
14/04/2023	54160	Pensions Paid	(4,000.00)	(854.79)
15/05/2023	54160	Pensions Paid	(4,000.00)	(515.07)
15/06/2023	54160	Pensions Paid	(4,000.00)	(175.34)
Total Amount (Weighted)				356,609.14

Micheal Arthur Brennan (BREMIC00002P)

Member Balance

01/07/2022	50010	Opening Balance	251,308.43	251,308.43
05/10/2022	54160	Pensions Paid	(6,280.00)	(4,628.27)
Total Amount (Weighted)				246,680.16

Calculation of daily member weighted balances

Micheal Arthur Brennan (BREMIC00003A)

Member Balance

01/07/2022	50010	Opening Balance	0.00	0.00
Total Amount (Weighted)				0.00

Micheal Arthur Brennan (BREMIC00005P)

Member Balance

01/07/2022	50010	Opening Balance	396,337.15	396,337.15
05/10/2022	54160	Pensions Paid	(9,910.00)	(7,303.53)
Total Amount (Weighted)				389,033.62

Micheal Arthur Brennan (BREMIC00006P)

Member Balance

01/07/2022	50010	Opening Balance	45,179.71	45,179.71
05/10/2022	54160	Pensions Paid	(1,130.00)	(832.79)
Total Amount (Weighted)				44,346.92

Lucas Micheal Brennan (BRELU00001A)

Member Balance

01/07/2022	50010	Opening Balance	0.00	0.00
Total Amount (Weighted)				0.00

Calculation of Net Capital Gains

Capital gains from Unsegregated Pool	0.00
Capital gains from Unsegregated Pool - Collectables	0.00
Capital Gain Adjustment from prior segments	0.00
Realised Notional gains	0.00
Carried forward losses from prior years	69,205.35
Current year capital losses from Unsegregated Pool	0.00
Current year capital losses from Unsegregated Pool - Collectables	0.00
Total CGT Discount Applied	0.00
Capital Gain /(Losses carried forward)	0.00
CGT allocated in prior segments	0.00
Allocations of Net Capital Gains to Pools	
Capital Gain Proportion - Unsegregated Pool (0/0)=100.00%	0.00

Foreign Tax Offset Calculations

Segment 01 July 2022 to 30 June 2023

Claimable FTO - Deemed Segregation	0.00
Claimable FTO	0.00

Total Claimable Foreign Credits for the Year	0.00
Foreign Tax Offset (Label C1)	0.00
Applied/Claimed FTO	0.00
Allocations of Foreign Tax Offset to Members	
Micheal Arthur Brennan(BREMIC00001P) - 100.00 %	0.00
Micheal Arthur Brennan(BREMIC00002P) - 0.00 %	0.00
Micheal Arthur Brennan(BREMIC00003A) - 0.00 %	0.00
Micheal Arthur Brennan(BREMIC00005P) - 0.00 %	0.00
Micheal Arthur Brennan(BREMIC00006P) - 0.00 %	0.00
Lucas Micheal Brennan(BRELUC00001A) - 0.00 %	0.00
Total Foreign Tax Offset Allocated to Members	0.00

Self-managed superannuation fund annual return **2023**

Who should complete this annual return?

Only self-managed superannuation funds (SMSFs) can complete this annual return. All other funds must complete the *Fund income tax return 2023* (NAT 71287).

- ❗ The *Self-managed superannuation fund annual return instructions 2023* (NAT 71606) (the instructions) can assist you to complete this annual return.
- ⊖ The SMSF annual return cannot be used to notify us of a change in fund membership. You must update fund details via ABR.gov.au or complete the Change of details for superannuation entities form (NAT 3036).

To complete this annual return

- Print clearly, using a BLACK pen only.
- Use BLOCK LETTERS and print one character per box.

S M / T # S T

- Place in ALL applicable boxes.

- Postal address for annual returns:

Australian Taxation Office
GPO Box 9845
[insert the name and postcode
of your capital city]

For example;

Australian Taxation Office
GPO Box 9845
SYDNEY NSW 2001

Section A: Fund information

1 **Tax file number (TFN)**

- To assist processing, write the fund's TFN at the top of pages 3, 5, 7, 9 and 11.

- ❗ The ATO is authorised by law to request your TFN. You are not obliged to quote your TFN but not quoting it could increase the chance of delay or error in processing your annual return. See the Privacy note in the Declaration.

2 **Name of self-managed superannuation fund (SMSF)**

3 **Australian business number (ABN)** (if applicable)

4 **Current postal address**

Suburb/town

State/territory

Postcode

5 **Annual return status**

Is this an amendment to the SMSF's 2023 return?

A No Yes

Is this the first required return for a newly registered SMSF?

B No Yes

Tax File Number

6 SMSF auditor

Auditor's name

Title: Mr Mrs Miss Ms Other

Family name

First given name

Other given names

SMSF Auditor Number

Auditor's phone number

Postal address

Suburb/town

State/territory

Postcode

Date audit was completed **A** / /

Was Part A of the audit report qualified? **B** No Yes

Was Part B of the audit report qualified? **C** No Yes

If Part B of the audit report was qualified, have the reported issues been rectified? **D** No Yes

7 Electronic funds transfer (EFT)

We need your self-managed super fund's financial institution details to pay any super payments and tax refunds owing to you.

A Fund's financial institution account details

This account is used for super contributions and rollovers. Do not provide a tax agent account here.

Fund BSB number Fund account number

Fund account name

I would like my tax refunds made to this account. Go to C.

B Financial institution account details for tax refunds

This account is used for tax refunds. You can provide a tax agent account here.

BSB number Account number

Account name

C Electronic service address alias

Provide the electronic service address alias (ESA) issued by your SMSF messaging provider. (For example, SMSFdataESAAlias). See instructions for more information.

Tax File Number

8 Status of SMSF Australian superannuation fund **A** No Yes Fund benefit structure **B** Code
Does the fund trust deed allow acceptance of the Government's Super Co-contribution and Low Income Super Amounts? **C** No Yes

9 Was the fund wound up during the income year?

No Yes If yes, provide the date on which the fund was wound up Day / Month / Year Have all tax lodgment and payment obligations been met? No Yes

10 Exempt current pension income

Did the fund pay retirement phase superannuation income stream benefits to one or more members in the income year?

To claim a tax exemption for current pension income, you must pay at least the minimum benefit payment under the law. Record exempt current pension income at Label **A**.

No Go to Section B: Income.

Yes Exempt current pension income amount **A** \$

Which method did you use to calculate your exempt current pension income?

Segregated assets method **B**

Unsegregated assets method **C** Was an actuarial certificate obtained? **D** Yes

Did the fund have any other income that was assessable?

E Yes Go to Section B: Income.

No Choosing 'No' means that you do not have any assessable income, including no-TFN quoted contributions. Go to Section C: Deductions and non-deductible expenses. (Do **not** complete Section B: Income.)

If you are entitled to claim any tax offsets, you can list these at Section D: Income tax calculation statement.

Section B: Income

Do not complete this section if all superannuation interests in the SMSF were supporting superannuation income streams in the retirement phase for the **entire year**, there was **no** other income that was assessable, and you **have not** realised a deferred notional gain. If you are entitled to claim any tax offsets, you can record these at Section D: Income tax calculation statement.

11 Income

Did you have a capital gains tax (CGT) event during the year?

G No Yes

If the total capital loss or total capital gain is greater than \$10,000 or you elected to use the transitional CGT relief in 2017 and the deferred notional gain has been realised, complete and attach a *Capital gains tax (CGT) schedule 2023*.

Have you applied an exemption or rollover?

M No Yes

Code

Net capital gain **A** \$

Gross rent and other leasing and hiring income **B** \$

Gross interest **C** \$

Forestry managed investment scheme income **X** \$

Gross foreign income		Loss
D1 \$ <input type="text"/>	Net foreign income D \$ <input type="text"/>	<input type="checkbox"/>

Australian franking credits from a New Zealand company **E** \$

Transfers from foreign funds **F** \$ Number

Gross payments where ABN not quoted **H** \$

Gross distribution from partnerships **I** \$

Loss

*Unfranked dividend amount **J** \$

*Franked dividend amount **K** \$

*Dividend franking credit **L** \$

*Gross trust distributions **M** \$

Code

Calculation of assessable contributions

Assessable employer contributions

R1 \$

plus Assessable personal contributions

R2 \$

plus **No-TFN-quoted contributions

R3 \$
(an amount must be included even if it is zero)

less Transfer of liability to life insurance company or PST

R6 \$

Assessable contributions **R** \$
(R1 plus R2 plus R3 less R6)

Calculation of non-arm's length income

*Net non-arm's length private company dividends

U1 \$

plus *Net non-arm's length trust distributions

U2 \$

plus *Net other non-arm's length income

U3 \$

*Other income **S** \$

Code

*Assessable income due to changed tax status of fund **T** \$

Net non-arm's length income **U** \$
(subject to 45% tax rate) (U1 plus U2 plus U3)

#This is a mandatory label.

*If an amount is entered at this label, check the instructions to ensure the correct tax treatment has been applied.

GROSS INCOME (Sum of labels **A** to **U**) **W** \$ Loss

Exempt current pension income **Y** \$

TOTAL ASSESSABLE INCOME (**W** less **Y**) **V** \$ Loss

Section C: Deductions and non-deductible expenses

12 Deductions and non-deductible expenses

⊖ Under 'Deductions' list all expenses and allowances you are entitled to claim a deduction for. Under 'Non-deductible expenses', list all other expenses or normally allowable deductions that you cannot claim as a deduction (for example, all expenses related to exempt current pension income should be recorded in the 'Non-deductible expenses' column).

	DEDUCTIONS		NON-DEDUCTIBLE EXPENSES
Interest expenses within Australia	A1 \$ <input style="width: 150px;" type="text"/>		A2 \$ <input style="width: 150px;" type="text"/>
Interest expenses overseas	B1 \$ <input style="width: 150px;" type="text"/>		B2 \$ <input style="width: 150px;" type="text"/>
Capital works expenditure	D1 \$ <input style="width: 150px;" type="text"/>		D2 \$ <input style="width: 150px;" type="text"/>
Decline in value of depreciating assets	E1 \$ <input style="width: 150px;" type="text"/>		E2 \$ <input style="width: 150px;" type="text"/>
Insurance premiums – members	F1 \$ <input style="width: 150px;" type="text"/>		F2 \$ <input style="width: 150px;" type="text"/>
SMSF auditor fee	H1 \$ <input style="width: 150px;" type="text"/>		H2 \$ <input style="width: 150px;" type="text"/> 330
Investment expenses	I1 \$ <input style="width: 150px;" type="text"/>		I2 \$ <input style="width: 150px;" type="text"/> 7,766
Management and administration expenses	J1 \$ <input style="width: 150px;" type="text"/>		J2 \$ <input style="width: 150px;" type="text"/> 2,723
Forestry managed investment scheme expense	U1 \$ <input style="width: 150px;" type="text"/>		U2 \$ <input style="width: 150px;" type="text"/>
Other amounts	L1 \$ <input style="width: 150px;" type="text"/> Code <input style="width: 20px;" type="text"/>		L2 \$ <input style="width: 150px;" type="text"/> Code <input style="width: 20px;" type="text"/>
Tax losses deducted	M1 \$ <input style="width: 150px;" type="text"/>		

TOTAL DEDUCTIONS

N \$

(Total **A1** to **M1**)

TOTAL NON-DEDUCTIBLE EXPENSES

Y \$ 10,819

(Total **A2** to **L2**)

#TAXABLE INCOME OR LOSS Loss

O \$ 0

(**TOTAL ASSESSABLE INCOME** less **TOTAL DEDUCTIONS**)

TOTAL SMSF EXPENSES

Z \$ 10,819

(**N** plus **Y**)

#This is a mandatory label.

Section D: Income tax calculation statement

#Important:

Section B label **R3**, Section C label **O** and Section D labels **A, T1, J, T5** and **I** are mandatory. If you leave these labels blank, you will have specified a zero amount.

13 Calculation statement

Please refer to the *Self-managed superannuation fund annual return instructions 2023* on how to complete the calculation statement.

#Taxable income **A** \$ 0

(an amount must be included even if it is zero)

#Tax on taxable income **T1** \$ 0.00

(an amount must be included even if it is zero)

#Tax on no-TFN-quoted contributions **J** \$ 0.00

(an amount must be included even if it is zero)

Gross tax **B** \$ 0.00

(T1 plus J)

Foreign income tax offset

C1 \$

Rebates and tax offsets

C2 \$

Non-refundable non-carry forward tax offsets

C \$

(C1 plus C2)

SUBTOTAL 1

T2 \$

(B less C – cannot be less than zero)

Early stage venture capital limited partnership tax offset

D1 \$ 0.00

Early stage venture capital limited partnership tax offset carried forward from previous year

D2 \$ 0.00

Early stage investor tax offset

D3 \$ 0.00

Early stage investor tax offset carried forward from previous year

D4 \$ 0.00

Non-refundable carry forward tax offsets

D \$ 0.00

(D1 plus D2 plus D3 plus D4)

SUBTOTAL 2

T3 \$ 0.00

(T2 less D – cannot be less than zero)

Complying fund's franking credits tax offset

E1 \$ 19,802.12

No-TFN tax offset

E2 \$

National rental affordability scheme tax offset

E3 \$

Exploration credit tax offset

E4 \$ 0.00

Refundable tax offsets

E \$ 19,802.12

(E1 plus E2 plus E3 plus E4)

#TAX PAYABLE **T5** \$ 0.00

(T3 less E – cannot be less than zero)

Section 102AAM interest charge

G \$

H2	Credit for tax withheld – foreign resident withholding (excluding capital gains)	<input style="width: 90%;" type="text"/>	
H3	Credit for tax withheld – where ABN or TFN not quoted (non-individual)	<input style="width: 90%;" type="text"/>	
H5	Credit for TFN amounts withheld from payments from closely held trusts	<input style="width: 90%;" type="text" value="0.00"/>	
H6	Credit for interest on no-TFN tax offset	<input style="width: 90%;" type="text"/>	
H8	Credit for foreign resident capital gains withholding amounts	<input style="width: 90%;" type="text" value="0.00"/>	
			Eligible credits
			H \$ <input style="width: 90%;" type="text"/>
			<i>(H2 plus H3 plus H5 plus H6 plus H8)</i>

#Tax offset refunds <small>(Remainder of refundable tax offsets)</small>	I \$	<input style="width: 90%;" type="text" value="19,802.12"/>	
			<small>(unused amount from label E – an amount must be included even if it is zero)</small>

PAYG instalments raised

K \$

Supervisory levy

L \$

Supervisory levy adjustment for wound up funds

M \$

Supervisory levy adjustment for new funds

N \$

AMOUNT DUE OR REFUNDABLE <small>A positive amount at S is what you owe, while a negative amount is refundable to you.</small>	S \$	<input style="width: 90%;" type="text" value="-19,543.12"/>	
			<small>(T5 plus G less H less I less K plus L less M plus N)</small>

#This is a mandatory label.

Section E: Losses

14 Losses

! If total loss is greater than \$100,000, complete and attach a *Losses schedule 2023*.

Tax losses carried forward to later income years	U \$	<input style="width: 90%;" type="text"/>
Net capital losses carried forward to later income years	V \$	<input style="width: 90%;" type="text" value="69,205"/>

Section F: **Member information**

MEMBER 1

Title: Mr Mrs Miss Ms Other

Family name **Brennan**

First given name **Micheal Arthur** Other given names

Member's TFN **588473099** Date of birth **23/11/1954**

Contributions **OPENING ACCOUNT BALANCE \$ 1,104,499.95**

! Refer to instructions for completing these labels.

Employer contributions
A \$

ABN of principal employer
A1

Personal contributions
B \$

CGT small business retirement exemption
C \$

CGT small business 15-year exemption amount
D \$

Personal injury election
E \$

Spouse and child contributions
F \$

Other third party contributions
G \$

Proceeds from primary residence disposal
H \$

H1 Receipt date / /

Assessable foreign superannuation fund amount
I \$

Non-assessable foreign superannuation fund amount
J \$

Transfer from reserve: assessable amount
K \$

Transfer from reserve: non-assessable amount
L \$

Contributions from non-complying funds and previously non-complying funds
T \$

Any other contributions (including Super Co-contributions and Low Income Super Amounts)
M \$

TOTAL CONTRIBUTIONS N \$
(Sum of labels **A** to **M**)

Other transactions

Accumulation phase account balance
S1 \$ 0.00

Retirement phase account balance - Non CDBIS
S2 \$ 1,189,006.64

Retirement phase account balance - CDBIS
S3 \$ 0.00

TRIS Count

CLOSING ACCOUNT BALANCE S \$ 1,189,006.64
(**S1 plus S2 plus S3**)

Allocated earnings or losses
O \$ 193,506.69 Loss

Inward rollovers and transfers
P \$

Outward rollovers and transfers
Q \$

Lump Sum payments
R1 \$ Code

Income stream payments
R2 \$ 109,000.00 Code M

Accumulation phase value **X1 \$**

Retirement phase value **X2 \$**

Outstanding limited recourse borrowing arrangement amount **Y \$**

MEMBER 2

Title: Mr Mrs Miss Ms Other

Family name **Brennan**

First given name **Lucas Micheal** Other given names

Member's TFN **99999999** Date of birth **05/05/1993**

Contributions

OPENING ACCOUNT BALANCE \$

Refer to instructions for completing these labels.

Employer contributions
A \$

ABN of principal employer
A1

Personal contributions
B \$

CGT small business retirement exemption
C \$

CGT small business 15-year exemption amount
D \$

Personal injury election
E \$

Spouse and child contributions
F \$

Other third party contributions
G \$

Proceeds from primary residence disposal
H \$

H1 Receipt date / /

Assessable foreign superannuation fund amount
I \$

Non-assessable foreign superannuation fund amount
J \$

Transfer from reserve: assessable amount
K \$

Transfer from reserve: non-assessable amount
L \$

Contributions from non-complying funds and previously non-complying funds
T \$

Any other contributions (including Super Co-contributions and Low Income Super Amounts)
M \$

TOTAL CONTRIBUTIONS N \$
(Sum of labels **A** to **M**)

Other transactions

Accumulation phase account balance
S1 \$ 0.00

Retirement phase account balance - Non CDBIS
S2 \$ 0.00

Retirement phase account balance - CDBIS
S3 \$ 0.00

0 TRIS Count

CLOSING ACCOUNT BALANCE S \$
(**S1 plus S2 plus S3**)

Allocated earnings or losses
O \$ Loss

Inward rollovers and transfers
P \$

Outward rollovers and transfers
Q \$

Lump Sum payments
R1 \$ Code

Income stream payments
R2 \$ Code

Accumulation phase value **X1 \$**

Retirement phase value **X2 \$**

Outstanding limited recourse borrowing arrangement amount **Y \$**

Section H: Assets and liabilities

15 ASSETS

15a Australian managed investments

Listed trusts **A** \$ 14,976

Unlisted trusts **B** \$

Insurance policy **C** \$

Other managed investments **D** \$

15b Australian direct investments

<div style="border: 1px solid black; padding: 5px;"> <p>Limited recourse borrowing arrangements</p> <p>Australian residential real property J1 \$ </p> <p>Australian non-residential real property J2 \$ </p> <p>Overseas real property J3 \$ </p> <p>Australian shares J4 \$ </p> <p>Overseas shares J5 \$ </p> <p>Other J6 \$ </p> <p>Property count J7 </p> </div>	<p>Cash and term deposits E \$ 78,728</p> <p>Debt securities F \$ </p> <p>Loans G \$ </p> <p>Listed shares H \$ 926,701</p> <p>Unlisted shares I \$ </p> <p>Limited recourse borrowing arrangements J \$ </p> <p>Non-residential real property K \$ </p> <p>Residential real property L \$ </p> <p>Collectables and personal use assets M \$ </p> <p>Other assets O \$ 21,228</p>
---	---

15c Other investments

Crypto-Currency **N** \$

15d Overseas direct investments

Overseas shares **P** \$ 147,372

Overseas non-residential real property **Q** \$

Overseas residential real property **R** \$

Overseas managed investments **S** \$

Other overseas assets **T** \$

TOTAL AUSTRALIAN AND OVERSEAS ASSETS **U** \$ 1,189,005
(Sum of labels **A** to **T**)

15e In-house assets

Did the fund have a loan to, lease to or investment in, related parties (known as in-house assets) at the end of the income year? **A** No Yes \$

15f Limited recourse borrowing arrangements

If the fund had an LRBA were the LRBA borrowings from a licensed financial institution? **A** No Yes

Did the members or related parties of the fund use personal guarantees or other security for the LRBA? **B** No Yes

16 LIABILITIES

Borrowings for limited recourse borrowing arrangements	V1 \$	
Permissible temporary borrowings	V2 \$	
Other borrowings	V3 \$	
		Borrowings V \$
Total member closing account balances (total of all CLOSING ACCOUNT BALANCES from Sections F and G)		W \$ 1,189,005
		Reserve accounts X \$
		Other liabilities Y \$
TOTAL LIABILITIES		Z \$ 1,189,005

Section I: Taxation of financial arrangements

17 Taxation of financial arrangements (TOFA)

Total TOFA gains **H** \$

Total TOFA losses **I** \$

Section J: Other information

Family trust election status

If the trust or fund has made, or is making, a family trust election, write the four-digit **income year specified** of the election (for example, for the 2022–23 income year, write 2023). **A**

If revoking or varying a family trust election, print **R** for revoke or print **V** for variation, and complete and attach the *Family trust election, revocation or variation 2023*. **B**

Interposed entity election status

If the trust or fund has an existing election, write the earliest income year specified. If the trust or fund is making one or more elections this year, write the earliest income year being specified and complete an *Interposed entity election or revocation 2023* for each election. **C**

If revoking an interposed entity election, print **R**, and complete and attach the *Interposed entity election or revocation 2023*. **D**

Section K: Declarations

 Penalties may be imposed for false or misleading information in addition to penalties relating to any tax shortfalls.

Important

Before making this declaration check to ensure that all income has been disclosed and the annual return, all attached schedules and any additional documents are true and correct in every detail. If you leave labels blank, you will have specified a zero amount or the label was not applicable to you. If you are in doubt about any aspect of the annual return, place all the facts before the ATO.

Privacy

The ATO is authorised by the *Taxation Administration Act 1953* to request the provision of tax file numbers (TFNs). We will use the TFN to identify the entity in our records. It is not an offence not to provide the TFN. However if you do not provide the TFN, the processing of this form may be delayed.

Taxation law authorises the ATO to collect information and disclose it to other government agencies. For information about your privacy go to ato.gov.au/privacy

TRUSTEE'S OR DIRECTOR'S DECLARATION:

I declare that, the current trustees and directors have authorised this annual return and it is documented as such in the SMSF's records. I have received a copy of the audit report and are aware of any matters raised therein. The information on this annual return, including any attached schedules and additional documentation is true and correct.

Authorised trustee's, director's or public officer's signature

Date / /

Preferred trustee or director contact details:

Title: Mr Mrs Miss Ms Other

Family name

Brennan

First given name

Micheal Arthur

Other given names

Phone number **0738632734**

Email address

Non-individual trustee name (if applicable)

Graymond Super Fund Pty Ltd

ABN of non-individual trustee

Time taken to prepare and complete this annual return Hrs

 The Commissioner of Taxation, as Registrar of the Australian Business Register, may use the ABN and business details which you provide on this annual return to maintain the integrity of the register. For further information, refer to the instructions.

TAX AGENT'S DECLARATION:

I declare that the *Self-managed superannuation fund annual return 2023* has been prepared in accordance with information provided by the trustees, that the trustees have given me a declaration stating that the information provided to me is true and correct, and that the trustees have authorised me to lodge this annual return.

Tax agent's signature

Date / /

Tax agent's contact details

Title: Mr Mrs Miss Ms Other

Family name

Greco

First given name

Sam

Other given names

Tax agent's practice

Sam Greco & Co

Tax agent's phone number

07 32635200

Reference number

BREN001

Tax agent number

74856004

Capital gains tax (CGT) schedule

2023

When completing this form

- Print clearly, using a black or dark blue pen only.
- Use BLOCK LETTERS and print one character in each box.

S M I T H S T

- Do not use correction fluid or covering stickers.
- Sign next to any corrections with your **full signature** (not initials).

- Use in conjunction with company, trust, fund income tax return or the self-managed superannuation fund annual return.
- Refer to the *Guide to capital gains tax 2023* available on our website at ato.gov.au for instructions on how to complete this schedule.

Tax file number (TFN)

- !** We are authorised by law to request your TFN. You do not have to quote your TFN. However, if you don't it could increase the chance of delay or error in processing your form.

Australian business number (ABN)

Taxpayer's name

1 Current year capital gains and capital losses

	Capital gain		Capital loss
Shares in companies listed on an Australian securities exchange	A \$ <input type="text"/>	K \$	<input type="text"/>
Other shares	B \$ <input type="text"/>	L \$	<input type="text"/>
Units in unit trusts listed on an Australian securities exchange	C \$ <input type="text"/>	M \$	<input type="text"/>
Other units	D \$ <input type="text"/>	N \$	<input type="text"/>
Real estate situated in Australia	E \$ <input type="text"/>	O \$	<input type="text"/>
Other real estate	F \$ <input type="text"/>	P \$	<input type="text"/>
Amount of capital gains from a trust (including a managed fund)	G \$ <input type="text"/>		
Collectables	H \$ <input type="text"/>	Q \$	<input type="text"/>
Other CGT assets and any other CGT events	I \$ <input type="text"/>	R \$	<input type="text"/>
Amount of capital gain previously deferred under transitional CGT relief for superannuation funds	S \$ <input type="text"/>		
Total current year capital gains	J \$ <input type="text"/>		

Add the amounts at labels **K** to **R** and write the total in item 2 label **A – Total current year capital losses**.

Tax File Number **2 Capital losses**Total current year capital losses **A** \$ Total current year capital losses applied **B** \$ Total prior year net capital losses applied **C** \$ Total capital losses transferred in applied
(only for transfers involving a foreign bank branch or
permanent establishment of a foreign financial entity) **D** \$ Total capital losses applied **E** \$ Add amounts at **B**, **C** and **D**.**3 Unapplied net capital losses carried forward**Net capital losses from collectables carried forward to later income years **A** \$ Other net capital losses carried forward to later income years **B** \$ Add amounts at **A** and **B** and transfer the total
to label **V** – **Net capital losses carried forward
to later income years** on your tax return.**4 CGT discount**Total CGT discount applied **A** \$ **5 CGT concessions for small business**Small business active asset reduction **A** \$ Small business retirement exemption **B** \$ Small business rollover **C** \$ Total small business concessions applied **D** \$ **6 Net capital gain**Net capital gain **A** \$ **1J** less **2E** less **4A** less **5D** (cannot be less than
zero). Transfer the amount at **A** to label **A** – **Net
capital gain** on your tax return.

Tax File Number

7 Earnout arrangements

Are you a party to an earnout arrangement? **A** Yes, as a buyer Yes, as a seller No
 (Print in the appropriate box.)

! If you are a party to more than one earnout arrangement, copy and attach a separate sheet to this schedule providing the details requested here for each additional earnout arrangement.

How many years does the earnout arrangement run for? **B**

What year of that arrangement are you in? **C**

If you are the seller, what is the total estimated capital proceeds from the earnout arrangement? **D** \$

Amount of any capital gain or loss you made under your non-qualifying arrangement in the income year. **E** \$ / ^{LOSS}

! **Request for amendment**

If you received or provided a financial benefit under a look-through earnout right created in an earlier income year and you wish to seek an amendment to that earlier income year, complete the following:

Income year earnout right created **F**

Amended net capital gain or capital losses carried forward **G** \$ / ^{LOSS}

8 Other CGT information required (if applicable)

Small business 15 year exemption – exempt capital gains **A** \$ / ^{CODE}

Capital gains disregarded by a foreign resident **B** \$

Capital gains disregarded as a result of a scrip for scrip rollover **C** \$

Capital gains disregarded as a result of an inter-company asset rollover **D** \$

Capital gains disregarded by a demerging entity **E** \$

Tax File Number

Taxpayer's declaration

! If the schedule is not lodged with the income tax return you are required to sign and date the schedule.

Important

Before making this declaration check to ensure that all the information required has been provided on this form and any attachments to this form, and that the information provided is true and correct in every detail. If you are in doubt about any aspect of the tax return, place all the facts before the ATO. The income tax law imposes heavy penalties for false or misleading statements.

Privacy

Taxation law authorises the ATO to collect information and disclose it to other government agencies. This includes personal information of the person authorised to sign the declaration. For information about your privacy go to ato.gov.au/privacy

I declare that the information on this form is true and correct.

Signature

Date

Day	Month	Year
<input type="text"/>	<input type="text"/>	<input type="text"/>

Contact name

Daytime contact number (include area code)

Losses schedule

2023

Companies and trusts that do not join consolidated groups should complete and attach this schedule to their 2023 tax return. Superannuation funds should complete and attach this schedule to their 2023 tax return.

Print neatly in BLOCK LETTERS with a black or blue ballpoint pen only. Print one letter or number in each box. Do not use correction fluid or tape.

Place in all applicable boxes.

Refer to *Losses schedule instructions 2023*, available on our website ato.gov.au for instructions on how to complete this schedule.

Tax file number (TFN)

908943189

Name of entity

Brennan Family Super Fund

Australian business number

69553856896

Part A – Losses carried forward to the 2023–24 income year – excludes film losses

1 Tax losses carried forward to later income years

Year of loss	
2022–23	B <input type="text"/>
2021–22	C <input type="text"/>
2020–21	D <input type="text"/>
2019–20	E <input type="text"/>
2018–19	F <input type="text"/>
2017–18 and earlier income years	G <input type="text"/>
Total	U <input type="text"/>

Transfer the amount at **U** to the **Tax losses carried forward to later income years** label on your tax return.

2 Net capital losses carried forward to later income years

Year of loss	
2022–23	H <input type="text"/>
2021–22	I <input type="text"/>
2020–21	J <input type="text" value="33,452"/>
2019–20	K <input type="text" value="17,572"/>
2018–19	L <input type="text" value="18,180"/>
2017–18 and earlier income years	M <input type="text"/>
Total	V <input type="text" value="69,204"/>

Transfer the amount at **V** to the **Net capital losses carried forward to later income years** label on your tax return.

Tax File Number **908943189****Part B – Ownership and business continuity test** – company and listed widely held trust only

Complete item 3 of **Part B** if a loss is being carried forward to later income years and the business continuity test has to be satisfied in relation to that loss.

Do not complete items 1 or 2 of **Part B** if, in the 2022–23 income year, no loss has been claimed as a deduction, applied against a net capital gain or, in the case of companies, losses have not been transferred in or out.

1 Whether continuity of majority ownership test passed

Note: If the entity has deducted, applied, transferred in or transferred out (as applicable) in the 2022–23 income year a loss incurred in any of the listed years, print **X** in the **Yes** or **No** box to indicate whether the entity has satisfied the continuity of majority ownership test in respect of that loss.

Year of loss		Yes	No
2022–23	A	<input type="checkbox"/>	<input type="checkbox"/>
2021–22	B	<input type="checkbox"/>	<input type="checkbox"/>
2020–21	C	<input type="checkbox"/>	<input type="checkbox"/>
2019–20	D	<input type="checkbox"/>	<input type="checkbox"/>
2018–19	E	<input type="checkbox"/>	<input type="checkbox"/>
2017–18 and earlier income years	F	<input type="checkbox"/>	<input type="checkbox"/>

2 Amount of losses deducted/applied for which the continuity of majority ownership test is not passed but the business continuity test is satisfied – excludes film losses

Tax losses	G	<input style="width: 200px; height: 15px;" type="text"/>
Net capital losses	H	<input style="width: 200px; height: 15px;" type="text"/>

3 Losses carried forward for which the business continuity test must be satisfied before they can be deducted/applied in later years – excludes film losses

Tax losses	I	<input style="width: 200px; height: 15px;" type="text"/>
Net capital losses	J	<input style="width: 200px; height: 15px;" type="text"/>

4 Do current year loss provisions apply?

Is the company required to calculate its taxable income or tax loss for the year under Subdivision 165-B or its net capital gain or net capital loss for the year under Subdivision 165-CB of the *Income Tax Assessment Act 1997* (ITAA 1997)?

K Yes No

Part C – Unrealised losses – company only

Note: These questions relate to the operation of Subdivision 165-CC of ITAA 1997.

Has a changeover time occurred in relation to the company after 1.00pm by legal time in the Australian Capital Territory on 11 November 1999?

L Yes No

If you printed **X** in the **No** box at **L**, do not complete **M**, **N** or **O**.

At the changeover time did the company satisfy the maximum net asset value test under section 152-15 of ITAA 1997?

M Yes No

If you printed **X** in the **No** box at **M**, has the company determined it had an unrealised net loss at the changeover time?

N Yes No

If you printed **X** in the **Yes** box at **N**, what was the amount of unrealised net loss calculated under section 165-115E of ITAA 1997?

O

Tax File Number **Part D – Life insurance companies**Complying superannuation class tax losses carried forward to later income years **P** Complying superannuation net capital losses carried forward to later income years **Q** **Part E – Controlled foreign company losses**Current year CFC losses **M** CFC losses deducted **N** CFC losses carried forward **O** **Part F – Tax losses reconciliation statement**Balance of tax losses brought forward from the prior income year **A** **ADD** Uplift of tax losses of designated infrastructure project entities **B** **SUBTRACT** Net forgiven amount of debt **C** **ADD** Tax loss incurred (if any) during current year **D** **ADD** Tax loss amount from conversion of excess franking offsets **E** **SUBTRACT** Net exempt income **F** **SUBTRACT** Tax losses forgone **G** **SUBTRACT** Tax losses deducted **H** **SUBTRACT** Tax losses transferred out under Subdivision 170-A
(only for transfers involving a foreign bank branch or a PE of a foreign financial entity) **I** Total tax losses carried forward to later income years **J**

Tax File Number

If the schedule is not lodged with the income tax return you are required to sign and date the schedule.

Important

Before making this declaration check to ensure that all the information required has been provided on this form and any attachments to this form, and that the information provided is true and correct in every detail. If you are in doubt about any aspect of the tax return, place all the facts before the ATO. The income tax law imposes heavy penalties for false or misleading statements.

Privacy

Taxation law authorises the ATO to collect information and disclose it to other government agencies. This includes personal information of the person authorised to sign the declaration. For information about your privacy go to ato.gov.au/privacy

Taxpayer's declaration

I declare that the information on this form is true and correct.

Signature

Date / /

Contact person

Daytime contact number (include area code)

Brennan Family Super Fund

General Ledger

As at 30 June 2023

Transaction Date	Description	Units	Debit	Credit	Balance \$
Distributions Received (23800)					
<u>Betashares ASIA Technology Tigers Etf (ASIA.AX)</u>					
18/01/2023	BetaShares Asia Technology Tiger ETF - Income Credit [BetaShares Asia Technology Tiger ETF - Income Credit]			59.27	59.27 CR
30/06/2023	Accrual - BetaShares Asia Technology Tiger ETF - Income Credit			6.67	65.94 CR
30/06/2023	ASIA.AX - Betashares ASIA Technology Tigers Etf - Generate Tax Data - 30/06/2023				65.94 CR
			0.00	65.94	65.94 CR
<u>Dexus Property Group - Units Fully Paid Stapled (DXS.AX)</u>					
30/06/2023	Accrual - Dexus Stapled Security - STPDIST Stapled Security Distribution			363.86	363.86 CR
30/06/2023	DXS.AX - Dexus Property Group - Units Fully Paid Stapled - Generate Tax Data - 30/06/2023				363.86 CR
			0.00	363.86	363.86 CR
<u>Etf's Euro Stoxx 50 Etf (ESTX.AX)</u>					
17/01/2023	Global X EURO STOXX 50 ETF - Income Credit [Global X EURO STOXX 50 ETF - Income Credit]			169.74	169.74 CR
30/06/2023	Accrual - Global X EURO STOXX 50 ETF - Income Credit			876.39	1,046.13 CR
				1,046.13	1,046.13 CR
<u>Ishares S&p 500 Etf (IVV.AX1)</u>					
13/10/2022	iShares S&P 500 ETF Fully Paid Units - Income Credit [iShares S&P 500 ETF Fully Paid Units - Income Credit]			89.30	89.30 CR
05/01/2023	iShares S&P 500 ETF Fully Paid Units - Income Credit [iShares S&P 500 ETF Fully Paid Units - Income Credit]			70.06	159.36 CR
17/04/2023	iShares S&P 500 ETF Fully Paid Units - Income Credit [iShares S&P 500 ETF Fully Paid Units - Income Credit]			78.91	238.27 CR
30/06/2023	Accrual - iShares S&P 500 ETF Fully Paid Units - Income Credit			105.01	343.28 CR
				343.28	343.28 CR
<u>Betashares Global Robotics And Artificial Intelligence Etf (RBTZ.AX)</u>					
30/06/2023	Accrual - Betashares Global Robotics And A.I. ETF - Income Credit			9.40	9.40 CR
				9.40	9.40 CR
<u>Vanguard Ftse Asia Ex Japan Shares Index Etf (VAE.AX)</u>					
18/10/2022	Vanguard FTSE Asia Ex Japan ETF - Income Credit [Vanguard FTSE Asia Ex Japan ETF - Income Credit]			150.83	150.83 CR
18/01/2023	Vanguard FTSE Asia Ex Japan ETF - Income Credit [Vanguard FTSE Asia Ex Japan ETF - Income Credit]			30.98	181.81 CR
20/04/2023	Vanguard FTSE Asia Ex Japan ETF - Income Credit [Vanguard FTSE Asia Ex Japan ETF - Income Credit]			10.26	192.07 CR
30/06/2023	Accrual - Vanguard FTSE Asia Ex Japan ETF - Income Credit			64.90	256.97 CR
				256.97	256.97 CR
<u>Vanguard All-world Ex-us Shares Index Etf (VEU.AX21)</u>					
20/07/2022	Vanguard All-World ex-US Shares Index ETF CDI - Income Credit [Vanguard All-World ex-US Shares Index ETF CDI - Income Credit]			246.30	246.30 CR
18/10/2022	Vanguard All-World ex-US Shares Index			119.86	366.16 CR

Brennan Family Super Fund

General Ledger

As at 30 June 2023

Transaction Date	Description	Units	Debit	Credit	Balance \$
	ETF CDI - Income Credit [Vanguard All-World ex-US Shares Index ETF CDI - Income Credit]				
20/01/2023	Vanguard All-World ex-US Shares Index ETF CDI - Income Credit [Vanguard All-World ex-US Shares Index ETF CDI - Income Credit]			210.07	576.23 CR
20/04/2023	Vanguard All-World ex-US Shares Index ETF CDI - Income Credit [Vanguard All-World ex-US Shares Index ETF CDI - Income Credit]			40.18	616.41 CR
				616.41	616.41 CR
<u>Vanguard Us Total Market Shares Index Etf (VTS.AX1)</u>					
22/07/2022	Vanguard US Total Market Shares Index ETF CDI - Income Credit [Vanguard US Total Market Shares Index ETF CDI - Income Credit]			140.02	140.02 CR
24/10/2022	Vanguard US Total Market Shares Index ETF CDI - Income Credit [Vanguard US Total Market Shares Index ETF CDI - Income Credit]			160.39	300.41 CR
25/01/2023	Vanguard US Total Market Shares Index ETF CDI - Income Credit [Vanguard US Total Market Shares Index ETF CDI - Income Credit]			170.22	470.63 CR
26/04/2023	Vanguard US Total Market Shares Index ETF CDI - Income Credit [Vanguard US Total Market Shares Index ETF CDI - Income Credit]			148.28	618.91 CR
				618.91	618.91 CR
Dividends Received (23900)					
<u>Australia And New Zealand Banking Group Limited. (AN3PG.AX)</u>					
20/09/2022	ANZ Banking Group Limited Capital Notes 4 - Income Credit [ANZ Banking Group Limited Capital Notes 4 - Income Credit]			115.32	115.32 CR
20/12/2022	ANZ Banking Group Limited Capital Notes 4 - Income Credit [ANZ Banking Group Limited Capital Notes 4 - Income Credit]			132.17	247.49 CR
20/03/2023	ANZ Banking Group Limited Capital Notes 4 - Income Credit [ANZ Banking Group Limited Capital Notes 4 - Income Credit]			136.48	383.97 CR
20/06/2023	ANZ Banking Group Limited Capital Notes 4 - Income Credit [ANZ Banking Group Limited Capital Notes 4 - Income Credit]			148.01	531.98 CR
				531.98	531.98 CR
<u>Australia And New Zealand Banking Group Limited. (AN3PI.AX)</u>					
20/09/2022	ANZ Banking Group Limited Capital Notes 6 - Income Credit [ANZ Banking Group Limited Capital Notes 6 - Income Credit]			341.32	341.32 CR
20/12/2022	ANZ Banking Group Limited Capital Notes 6 - Income Credit [ANZ Banking Group Limited Capital Notes 6 - Income Credit]			410.00	751.32 CR
20/03/2023	ANZ Banking Group Limited Capital Notes 6 - Income Credit [ANZ Banking Group Limited Capital Notes 6 - Income Credit]			428.56	1,179.88 CR
20/06/2023	ANZ Banking Group Limited Capital Notes 6 - Income Credit [ANZ Banking Group Limited Capital Notes 6 - Income Credit]			472.04	1,651.92 CR

Brennan Family Super Fund

General Ledger

As at 30 June 2023

Transaction Date	Description	Units	Debit	Credit	Balance \$
	Credit]			1,651.92	1,651.92 CR
<u>Australia And New Zealand Banking Group Limited (ANZ.AX)</u>					
01/07/2022	ANZ Group Holdings Limited FPO - Income Credit [ANZ Group Holdings Limited FPO - Income Credit]			1,360.80	1,360.80 CR
15/12/2022	ANZ Group Holdings Limited FPO - Income Credit [ANZ Group Holdings Limited FPO - Income Credit]			1,491.84	2,852.64 CR
				2,852.64	2,852.64 CR
<u>Bapcor Limited (BAP.AX)</u>					
16/09/2022	Bapcor Limited FPO - Income Credit [Bapcor Limited FPO - Income Credit]			155.25	155.25 CR
				155.25	155.25 CR
<u>BHP Group Limited (BHP.AX)</u>					
23/09/2022	BHP Group Limited FPO - Income Credit [BHP Group Limited FPO - Income Credit]			5,652.32	5,652.32 CR
30/03/2023	BHP Group Limited FPO - Income Credit [BHP Group Limited FPO - Income Credit]			3,020.45	8,672.77 CR
				8,672.77	8,672.77 CR
<u>Commonwealth Bank Of Australia. (CBA.AX)</u>					
29/09/2022	Commonwealth Bank of Australia Limited FPO - Income Credit [Commonwealth Bank of Australia Limited FPO - Income Credit]			1,134.00	1,134.00 CR
30/03/2023	Commonwealth Bank of Australia Limited FPO - Income Credit [Commonwealth Bank of Australia Limited FPO - Income Credit]			1,134.00	2,268.00 CR
				2,268.00	2,268.00 CR
<u>Coles Group Limited. (COL.AX)</u>					
28/09/2022	Coles Group Limited FPO - Income Credit [Coles Group Limited FPO - Income Credit]			285.00	285.00 CR
30/03/2023	Coles Group Limited FPO - Income Credit [Coles Group Limited FPO - Income Credit]			342.00	627.00 CR
				627.00	627.00 CR
<u>Domino's Pizza Enterprises Limited - Ordinary Fully Paid (DMP.AX)</u>					
16/03/2023	Domino's Pizza Enterprises Ltd FPO - Income Credit [Domino's Pizza Enterprises Ltd FPO - Income Credit]			107.84	107.84 CR
				107.84	107.84 CR
<u>Endeavour Group Limited (EDV.AX)</u>					
16/09/2022	Endeavour Group Limited FPO - Income Credit [Endeavour Group Limited FPO - Income Credit]			140.45	140.45 CR
20/03/2023	Endeavour Group Limited FPO - Income Credit [Endeavour Group Limited FPO - Income Credit]			260.83	401.28 CR
				401.28	401.28 CR
<u>Graincorp Limited (GNC.AX)</u>					
21/07/2022	GrainCorp Limited FPO - Income Credit [GrainCorp Limited FPO - Income Credit]			696.00	696.00 CR
14/12/2022	GrainCorp Limited FPO - Income Credit [GrainCorp Limited FPO - Income Credit]			870.00	1,566.00 CR
				1,566.00	1,566.00 CR
<u>iShares Global Clean Energy ETF (ICLN.NAS)</u>					

Brennan Family Super Fund

General Ledger

As at 30 June 2023

Transaction Date	Description	Units	Debit	Credit	Balance \$
23/12/2022	iShares Global Clean Energy ETF (US Listed) - Income Credit [iShares Global Clean Energy ETF (US Listed) - Income Credit]			23.90	23.90 CR
16/06/2023	iShares Global Clean Energy ETF (US Listed) - Income Credit [iShares Global Clean Energy ETF (US Listed) - Income Credit]			81.36	105.26 CR
				105.26	105.26 CR
<u>Jb Hi-fi Limited (JBH.AX)</u>					
10/03/2023	JB Hi-Fi Limited FPO - Income Credit [JB Hi-Fi Limited FPO - Income Credit]			965.30	965.30 CR
				965.30	965.30 CR
<u>Magellan Flagship Fund Limited (MFF.AX)</u>					
04/11/2022	MFF Capital Investments Ltd FPO - Income Credit [MFF Capital Investments Ltd FPO - Income Credit]			520.00	520.00 CR
12/05/2023	MFF Capital Investments Ltd FPO - Income Credit [MFF Capital Investments Ltd FPO - Income Credit]			585.00	1,105.00 CR
				1,105.00	1,105.00 CR
<u>Macquarie Group Limited (MQG.AX)</u>					
04/07/2022	Macquarie Group Limited FPO - Income Credit [Macquarie Group Limited FPO - Income Credit]			1,424.50	1,424.50 CR
13/12/2022	Macquarie Group Limited FPO - Income Credit [Macquarie Group Limited FPO - Income Credit]			1,221.00	2,645.50 CR
				2,645.50	2,645.50 CR
<u>Motorcycle Holdings Limited (MTO.AX)</u>					
04/10/2022	MotorCycle Holdings Limited FPO - Income Credit [MotorCycle Holdings Limited FPO - Income Credit]			200.00	200.00 CR
06/04/2023	MotorCycle Holdings Limited FPO - Income Credit [MotorCycle Holdings Limited FPO - Income Credit]			200.00	400.00 CR
				400.00	400.00 CR
<u>National Australia Bank Limited (NAB.AX)</u>					
05/07/2022	National Australia Bank Ltd FPO - Income Credit [National Australia Bank Ltd FPO - Income Credit]			305.87	305.87 CR
14/12/2022	National Australia Bank Ltd FPO - Income Credit [National Australia Bank Ltd FPO - Income Credit]			326.82	632.69 CR
				632.69	632.69 CR
<u>National Australia Bank Limited (NABPF.AX)</u>					
19/09/2022	National Australia Bank Ltd Capital Notes 3 - Income Credit [National Australia Bank Ltd Capital Notes 3 - Income Credit]			418.16	418.16 CR
19/12/2022	National Australia Bank Ltd Capital Notes 3 - Income Credit [National Australia Bank Ltd Capital Notes 3 - Income Credit]			477.56	895.72 CR
17/03/2023	National Australia Bank Ltd Capital Notes 3 - Income Credit [National Australia Bank Ltd Capital Notes 3 - Income Credit]			486.16	1,381.88 CR
19/06/2023	National Australia Bank Ltd Capital Notes 3 - Income Credit [National Australia Bank Ltd Capital Notes 3 - Income Credit]			554.20	1,936.08 CR

Brennan Family Super Fund

General Ledger

As at 30 June 2023

Transaction Date	Description	Units	Debit	Credit	Balance \$
				1,936.08	1,936.08 CR
<u>RIO Tinto Limited (RIO.AX)</u>					
21/09/2022	Rio Tinto Limited FPO - Income Credit [Rio Tinto Limited FPO - Income Credit]			2,014.43	2,014.43 CR
20/04/2023	Rio Tinto Limited FPO - Income Credit [Rio Tinto Limited FPO - Income Credit]			1,714.07	3,728.50 CR
				3,728.50	3,728.50 CR
<u>South32 Limited (S32.AX)</u>					
13/10/2022	South32 Limited FPO - Income Credit [South32 Limited FPO - Income Credit]			1,457.60	1,457.60 CR
06/04/2023	South32 Limited FPO - Income Credit [South32 Limited FPO - Income Credit]			425.43	1,883.03 CR
				1,883.03	1,883.03 CR
<u>Santos Limited (STO.AX)</u>					
21/09/2022	Santos Limited FPO - Income Credit [Santos Limited FPO - Income Credit]			263.99	263.99 CR
29/03/2023	Santos Limited FPO - Income Credit [Santos Limited FPO - Income Credit]			540.30	804.29 CR
				804.29	804.29 CR
<u>Super Retail Group Limited (SUL.AX)</u>					
17/10/2022	Super Retail Group Limited FPO - Income Credit [Super Retail Group Limited FPO - Income Credit]			795.50	795.50 CR
14/04/2023	Super Retail Group Limited FPO - Income Credit [Super Retail Group Limited FPO - Income Credit]			629.00	1,424.50 CR
				1,424.50	1,424.50 CR
<u>Suncorp Group Limited (SUN.AX)</u>					
21/09/2022	Suncorp Group Limited FPO - Income Credit [Suncorp Group Limited FPO - Income Credit]			391.00	391.00 CR
31/03/2023	Suncorp Group Limited FPO - Income Credit [Suncorp Group Limited FPO - Income Credit]			759.00	1,150.00 CR
				1,150.00	1,150.00 CR
<u>Telstra Corporation Limited. (TLS.AX)</u>					
21/09/2022	Telstra Group Limited FPO - Income Credit [Telstra Group Limited FPO - Income Credit]			790.50	790.50 CR
31/03/2023	Telstra Group Limited FPO - Income Credit [Telstra Group Limited FPO - Income Credit]			790.50	1,581.00 CR
				1,581.00	1,581.00 CR
<u>Westpac Banking Corporation (WBC.AX)</u>					
20/12/2022	Westpac Banking Corporation FPO - Income Credit [Westpac Banking Corporation FPO - Income Credit]			1,510.40	1,510.40 CR
27/06/2023	Westpac Banking Corporation FPO - Income Credit [Westpac Banking Corporation FPO - Income Credit]			1,652.00	3,162.40 CR
				3,162.40	3,162.40 CR
<u>Woodside Energy Group Ltd (WDS.AX)</u>					
06/10/2022	Woodside Energy Group Ltd FPO - Income Credit [Woodside Energy Group Ltd FPO - Income Credit]			1,828.26	1,828.26 CR
05/04/2023	Woodside Energy Group Ltd FPO - Income Credit [Woodside Energy Group Ltd FPO - Income Credit]			2,462.48	4,290.74 CR
				4,290.74	4,290.74 CR

Brennan Family Super Fund

General Ledger

As at 30 June 2023

Transaction Date	Description	Units	Debit	Credit	Balance \$
<u>Whitehaven Coal Limited (WHC.AX)</u>					
16/09/2022	Whitehaven Coal Limited FPO - Income Credit [Whitehaven Coal Limited FPO - Income Credit]			2,560.00	2,560.00 CR
10/03/2023	Whitehaven Coal Limited FPO - Income Credit [Whitehaven Coal Limited FPO - Income Credit]			1,536.00	4,096.00 CR
				4,096.00	4,096.00 CR

Changes in Market Values of Investments (24700)

Changes in Market Values of Investments (24700)

21/07/2022	Sale URW - 2,900 [-2900.000000 URW - Sale URW - 2,900] (URW.AX)		20,162.70		20,162.70 DR
21/07/2022	Unrealised Gain writeback as at 21/07/2022 (URW.AX)			19,555.18	607.52 DR
07/10/2022	Sale WHC - 1,600 [-1600.000000 WHC - Sale WHC - 1,600] (WHC.AX)			6,571.17	5,963.65 CR
07/10/2022	Sale BAP - 1,350 [-1350.000000 BAP - Sale BAP - 1,350] (BAP.AX)			2,618.31	8,581.96 CR
07/10/2022	Sale ATL - 10,000 [-10000.000000 ATL - Sale ATL - 10,000] (ATL.AX)		7,964.30		617.66 CR
07/10/2022	Unrealised Gain writeback as at 07/10/2022 (ATL.AX)			11,346.80	11,964.46 CR
07/10/2022	Unrealised Gain writeback as at 07/10/2022 (WHC.AX)		1,558.63		10,405.83 CR
04/01/2023	Revaluation - 04/01/2023 @ \$74.770000 (System Price) - 340.000000 Units on hand (VEU.AX)			795.60	11,201.43 CR
04/01/2023	Revaluation - 04/01/2023 @ \$6.340000 (System Price) - 1,824.000000 Units on hand (EDV.AX)		2,243.52		8,957.91 CR
04/01/2023	Revaluation - 04/01/2023 @ \$0.000000 - 0.000000 Units on hand (BAP.AX)		2,268.00		6,689.91 CR
04/01/2023	Revaluation - 04/01/2023 @ \$10.960000 (System Price) - 1,850.000000 Units on hand (SUL.AX)			4,569.50	11,259.41 CR
04/01/2023	Revaluation - 04/01/2023 @ \$43.960000 (System Price) - 490.000000 Units on hand (JBH.AX)			1,531.60	12,791.01 CR
04/01/2023	Revaluation - 04/01/2023 @ \$280.040000 (System Price) - 150.000000 Units on hand (VTS.AX)			978.00	13,769.01 CR
04/01/2023	Revaluation - 04/01/2023 @ \$16.540000 (System Price) - 950.000000 Units on hand (COL.AX)		1,206.50		12,562.51 CR
04/01/2023	Revaluation - 04/01/2023 @ \$169.870000 (System Price) - 407.000000 Units on hand (MQG.AX)			2,181.52	14,744.03 CR
04/01/2023	Revaluation - 04/01/2023 @ \$12.040000 (System Price) - 2,300.000000 Units on hand (SUN.AX)			2,438.00	17,182.03 CR
04/01/2023	Revaluation - 04/01/2023 @ \$2.250000 (System Price) - 13,000.000000 Units on hand (MFF.AX)			520.00	17,702.03 CR
04/01/2023	Revaluation - 04/01/2023 @ \$0.000000 - 0.000000 Units on hand (ANZPI.AX)			496.00	18,198.03 CR
04/01/2023	Revaluation - 04/01/2023 @ \$7.050000 (System Price) - 1,940.000000 Units on hand (ASIA.AX)		873.00		17,325.03 CR
04/01/2023	Revaluation - 04/01/2023 @ \$0.555000 (System Price) - 1,700.000000 Units on hand (ZIP.AX)			195.50	17,520.53 CR
04/01/2023	Revaluation - 04/01/2023 @ \$23.440000 (System Price) - 2,360.000000 Units on hand (WBC.AX)			9,298.40	26,818.93 CR
04/01/2023	Revaluation - 04/01/2023 @ \$9.120000 (System Price) - 4,800.000000 Units on hand (WHC.AX)			23,136.74	49,955.67 CR

Brennan Family Super Fund

General Ledger

As at 30 June 2023

Transaction Date	Description	Units	Debit	Credit	Balance \$
04/01/2023	Revaluation - 04/01/2023 @ \$6.960000 (System Price) - 2,416.000000 Units on hand (STO.AX)		1,111.36		48,844.31 CR
04/01/2023	Revaluation - 04/01/2023 @ \$46.040000 (System Price) - 2,215.000000 Units on hand (BHP.AX)			10,609.85	59,454.16 CR
04/01/2023	Revaluation - 04/01/2023 @ \$7.050000 (System Price) - 1,320.000000 Units on hand (A2M.AX)			3,511.20	62,965.36 CR
04/01/2023	Revaluation - 04/01/2023 @ \$7.360000 (System Price) - 2,900.000000 Units on hand (GNC.AX)		6,235.00		56,730.36 CR
04/01/2023	Revaluation - 04/01/2023 @ \$37.480000 (System Price) - 555.000000 Units on hand (IVV.AX)			416.99	57,147.35 CR
04/01/2023	Revaluation - 04/01/2023 @ \$10.590000 (System Price) - 1,750.000000 Units on hand (FANG.AX)		2,205.00		54,942.35 CR
04/01/2023	Revaluation - 04/01/2023 @ \$34.500000 (System Price) - 1,143.000000 Units on hand (WDS.AX)			3,040.38	57,982.73 CR
04/01/2023	Revaluation - 04/01/2023 @ \$103.140000 (System Price) - 540.000000 Units on hand (CBA.AX)			6,890.40	64,873.13 CR
04/01/2023	Revaluation - 04/01/2023 @ \$103.350000 (System Price) - 400.000000 Units on hand (AN3PI.AX)			1,340.00	66,213.13 CR
04/01/2023	Revaluation - 04/01/2023 @ \$69.460000 (System Price) - 315.000000 Units on hand (ESTX.AX)			2,712.15	68,925.28 CR
04/01/2023	Revaluation - 04/01/2023 @ \$104.850000 (System Price) - 100.000000 Units on hand (AN3PG.AX)			485.00	69,410.28 CR
04/01/2023	Revaluation - 04/01/2023 @ \$29.700000 (System Price) - 419.000000 Units on hand (NAB.AX)			967.89	70,378.17 CR
04/01/2023	Revaluation - 04/01/2023 @ \$107.310000 (System Price) - 400.000000 Units on hand (NABPF.AX)			1,560.00	71,938.17 CR
04/01/2023	Revaluation - 04/01/2023 @ \$117.340000 (System Price) - 525.000000 Units on hand (RIO.AX)			7,686.00	79,624.17 CR
04/01/2023	Revaluation - 04/01/2023 @ \$9.250000 (System Price) - 1,500.000000 Units on hand (RBTZ.AX)			345.00	79,969.17 CR
04/01/2023	Revaluation - 04/01/2023 @ \$0.000000 - 0.000000 Units on hand (ANZPG.AX)		338.00		79,631.17 CR
04/01/2023	Revaluation - 04/01/2023 @ \$68.330000 (System Price) - 160.000000 Units on hand (DMP.AX)			876.29	80,507.46 CR
04/01/2023	Revaluation - 04/01/2023 @ \$66.440000 (System Price) - 165.000000 Units on hand (VAE.AX)		292.05		80,215.41 CR
04/01/2023	Revaluation - 04/01/2023 @ \$23.630000 (System Price) - 2,016.000000 Units on hand (ANZ.AX)			3,619.98	83,835.39 CR
04/01/2023	Revaluation - 04/01/2023 @ \$4.070000 (System Price) - 5,800.000000 Units on hand (S32.AX)			754.00	84,589.39 CR
04/01/2023	Revaluation - 04/01/2023 @ \$11.270000 (System Price) - 6,300.000000 Units on hand (AKE.AX)			6,048.00	90,637.39 CR
04/01/2023	Revaluation - 04/01/2023 @ \$2.340000 (System Price) - 2,500.000000 Units on hand (MTO.AX)			650.00	91,287.39 CR
04/01/2023	Revaluation - 04/01/2023 @ \$3.970000 (System Price) - 9,300.000000 Units on hand (TLS.AX)			1,116.00	92,403.39 CR
04/01/2023	Revaluation - 04/01/2023 @ \$1.815000 (System Price) - 3,500.000000 Units on hand (SGR.AX)		3,412.50		88,990.89 CR

Brennan Family Super Fund

General Ledger

As at 30 June 2023

Transaction Date	Description	Units	Debit	Credit	Balance \$
28/02/2023	Sale GNC - 2,900 [-2900.000000 GNC - Sale GNC - 2,900] (GNC.AX)			7,814.92	96,805.81 CR
28/02/2023	Unrealised Gain writeback as at 28/02/2023 (GNC.AX)		12,391.76		84,414.05 CR
28/04/2023	Sale ZIP - 1,700 [-1700.000000 ZIP - Sale ZIP - 1,700] (ZIP.AX)		9,321.46		75,092.59 CR
28/04/2023	Unrealised Gain writeback as at 28/04/2023 (ZIP.AX)			9,357.96	84,450.55 CR
16/05/2023	Sale AKE - 2,050 [-2050.000000 AKE - Sale AKE - 2,050] (AKE.AX)			20,417.14	104,867.69 CR
16/05/2023	Unrealised Gain writeback as at 16/05/2023 (AKE.AX)		6,939.04		97,928.65 CR
28/06/2023	Sale SUN - 1,150 [-1150.000000 SUN - Sale SUN - 1,150] (SUN.AX)			69.29	97,997.94 CR
28/06/2023	Sale WDS - 293 [-293.000000 WDS - Sale WDS - 293] (WDS.AX)		1,880.30		96,117.64 CR
28/06/2023	Unrealised Gain writeback as at 28/06/2023 (WDS.AX)			449.17	96,566.81 CR
28/06/2023	Unrealised Gain writeback as at 28/06/2023 (SUN.AX)			2,506.99	99,073.80 CR
30/06/2023	Revaluation - 30/06/2023 @ \$81.340000 (System Price) - 340.000000 Units on hand (VEU.AX)			2,233.80	101,307.60 CR
30/06/2023	Revaluation - 30/06/2023 @ \$6.310000 (System Price) - 1,824.000000 Units on hand (EDV.AX)		54.72		101,252.88 CR
30/06/2023	Revaluation - 30/06/2023 @ \$11.430000 (System Price) - 1,850.000000 Units on hand (SUL.AX)			869.50	102,122.38 CR
30/06/2023	Revaluation - 30/06/2023 @ \$43.750000 (System Price) - 490.000000 Units on hand (JBH.AX)		102.90		102,019.48 CR
30/06/2023	Revaluation - 30/06/2023 @ \$329.340000 (System Price) - 150.000000 Units on hand (VTS.AX)			7,395.00	109,414.48 CR
30/06/2023	Revaluation - 30/06/2023 @ \$18.420000 (System Price) - 950.000000 Units on hand (COL.AX)			1,786.00	111,200.48 CR
30/06/2023	Revaluation - 30/06/2023 @ \$177.620000 (System Price) - 407.000000 Units on hand (MQG.AX)			3,154.25	114,354.73 CR
30/06/2023	Revaluation - 30/06/2023 @ \$13.490000 (System Price) - 1,150.000000 Units on hand (SUN.AX)			542.57	114,897.30 CR
30/06/2023	Revaluation - 30/06/2023 @ \$2.660000 (System Price) - 13,000.000000 Units on hand (MFF.AX)			5,330.00	120,227.30 CR
30/06/2023	Revaluation - 30/06/2023 @ \$7.260000 (System Price) - 1,940.000000 Units on hand (ASIA.AX)			407.40	120,634.70 CR
30/06/2023	Revaluation - 30/06/2023 @ \$0.000000 - 0.000000 Units on hand (ZIP.AX)		195.50		120,439.20 CR
30/06/2023	Revaluation - 30/06/2023 @ \$21.340000 (System Price) - 2,360.000000 Units on hand (WBC.AX)		4,956.00		115,483.20 CR
30/06/2023	Revaluation - 30/06/2023 @ \$6.710000 (System Price) - 4,800.000000 Units on hand (WHC.AX)		11,568.00		103,915.20 CR
30/06/2023	Revaluation - 30/06/2023 @ \$7.520000 (System Price) - 2,416.000000 Units on hand (STO.AX)			1,352.96	105,268.16 CR
30/06/2023	Revaluation - 30/06/2023 @ \$44.990000 (System Price) - 2,215.000000 Units on hand (BHP.AX)		2,325.75		102,942.41 CR
30/06/2023	Revaluation - 30/06/2023 @ \$4.890000 (System Price) - 1,320.000000 Units on hand (A2M.AX)		2,851.20		100,091.21 CR
30/06/2023	Revaluation - 30/06/2023 @ \$0.000000 - 0.000000 Units on hand (GNC.AX)			6,235.00	106,326.21 CR
30/06/2023	Revaluation - 30/06/2023 @ \$44.450000 (System Price) - 555.000000 Units on			3,868.35	110,194.56 CR

Brennan Family Super Fund

General Ledger

As at 30 June 2023

Transaction Date	Description	Units	Debit	Credit	Balance \$
	hand (IVV.AX)				
30/06/2023	Revaluation - 30/06/2023 @ \$18.780000 (System Price) - 1,750.000000 Units on hand (FANG.AX)			14,332.50	124,527.06 CR
30/06/2023	Revaluation - 30/06/2023 @ \$34.440000 (System Price) - 850.000000 Units on hand (WDS.AX)			1,074.79	125,601.85 CR
30/06/2023	Revaluation - 30/06/2023 @ \$100.270000 (System Price) - 540.000000 Units on hand (CBA.AX)		1,549.80		124,052.05 CR
30/06/2023	Revaluation - 30/06/2023 @ \$101.070000 (System Price) - 400.000000 Units on hand (AN3PI.AX)		912.00		123,140.05 CR
30/06/2023	Revaluation - 30/06/2023 @ \$80.320000 (System Price) - 315.000000 Units on hand (ESTX.AX)			3,420.90	126,560.95 CR
30/06/2023	Revaluation - 30/06/2023 @ \$101.950000 (System Price) - 100.000000 Units on hand (AN3PG.AX)		290.00		126,270.95 CR
30/06/2023	Revaluation - 30/06/2023 @ \$26.370000 (System Price) - 419.000000 Units on hand (NAB.AX)		1,395.27		124,875.68 CR
30/06/2023	Revaluation - 30/06/2023 @ \$103.948000 (System Price) - 400.000000 Units on hand (NABPF.AX)		1,344.80		123,530.88 CR
30/06/2023	Revaluation - 30/06/2023 @ \$114.690000 (System Price) - 525.000000 Units on hand (RIO.AX)		1,391.25		122,139.63 CR
30/06/2023	Revaluation - 30/06/2023 @ \$7.800000 (System Price) - 1,920.000000 Units on hand (DXS.AX)		67.68		122,071.95 CR
30/06/2023	Revaluation - 30/06/2023 @ \$13.010000 (System Price) - 1,500.000000 Units on hand (RBTZ.AX)			5,640.00	127,711.95 CR
30/06/2023	Revaluation - 30/06/2023 @ \$46.430000 (System Price) - 160.000000 Units on hand (DMP.AX)		3,504.00		124,207.95 CR
30/06/2023	Revaluation - 30/06/2023 @ \$67.980000 (System Price) - 165.000000 Units on hand (VAE.AX)			254.10	124,462.05 CR
30/06/2023	Revaluation - 30/06/2023 @ \$2.350000 (System Price) - 4,900.000000 Units on hand (PPE.AX)		3,544.86		120,917.19 CR
30/06/2023	Revaluation - 30/06/2023 @ \$23.710000 (System Price) - 2,016.000000 Units on hand (ANZ.AX)			161.28	121,078.47 CR
30/06/2023	Revaluation - 30/06/2023 @ \$3.760000 (System Price) - 5,800.000000 Units on hand (S32.AX)		1,798.00		119,280.47 CR
30/06/2023	Revaluation - 30/06/2023 @ \$16.020000 (System Price) - 4,250.000000 Units on hand (AKE.AX)			13,794.62	133,075.09 CR
30/06/2023	Revaluation - 30/06/2023 @ \$1.450000 (System Price) - 2,500.000000 Units on hand (MTO.AX)		2,225.00		130,850.09 CR
30/06/2023	Revaluation - 30/06/2023 @ \$4.300000 (System Price) - 9,300.000000 Units on hand (TLS.AX)			3,069.00	133,919.09 CR
30/06/2023	Revaluation - 30/06/2023 @ \$1.155000 (System Price) - 3,500.000000 Units on hand (SGR.AX)		2,310.00		131,609.09 CR
			122,789.85	254,398.94	131,609.09 CR
Interest Received (25000)					
<u>ATO GIC (BREN0001_ATOGIC)</u>					
29/03/2023	Deposit ATO ATO006000017698303			179.90	179.90 CR
				179.90	179.90 CR
<u>Morgans Cash Acc (morgansacc)</u>					

Brennan Family Super Fund

General Ledger

As at 30 June 2023

Transaction Date	Description	Units	Debit	Credit	Balance \$
29/07/2022	Interest Earned [Interest Earned]			27.68	27.68 CR
31/08/2022	Interest Earned [Interest Earned]			55.43	83.11 CR
30/09/2022	Interest Earned [Interest Earned]			61.45	144.56 CR
31/10/2022	Interest Earned [Interest Earned]			45.62	190.18 CR
30/11/2022	Interest Earned [Interest Earned]			29.81	219.99 CR
30/12/2022	Interest Earned [Interest Earned]			23.75	243.74 CR
31/01/2023	Interest Earned [Interest Earned]			24.55	268.29 CR
28/02/2023	Interest Earned [Interest Earned]			16.81	285.10 CR
31/03/2023	Interest Earned [Interest Earned]			62.44	347.54 CR
28/04/2023	Interest Earned [Interest Earned]			103.72	451.26 CR
31/05/2023	Interest Earned [Interest Earned]			94.18	545.44 CR
30/06/2023	Interest Earned [Interest Earned]			123.86	669.30 CR
				669.30	669.30 CR
Accountancy Fees (30100)					
<u>Accountancy Fees (30100)</u>					
29/09/2022	Accounting and Audit Fees Accounting Invoice		40.00		40.00 DR
04/11/2022	Accounting and Audit Fees Accounting Invoice		2,365.00		2,405.00 DR
			2,405.00		2,405.00 DR
ATO Supervisory Levy (30400)					
<u>ATO Supervisory Levy (30400)</u>					
29/03/2023	Deposit ATO ATO006000017698303		259.00		259.00 DR
			259.00		259.00 DR
Auditor's Remuneration (30700)					
<u>Auditor's Remuneration (30700)</u>					
14/11/2022	Transfer Super Audits - Auditing Services for 30 June 2022		330.00		330.00 DR
			330.00		330.00 DR
ASIC Fees (30800)					
<u>ASIC Fees (30800)</u>					
29/09/2022	B-Pay ASIC Annual Review		59.00		59.00 DR
			59.00		59.00 DR
Investment expenses (37500)					
<u>Investment Expenses (00005)</u>					
29/07/2022	Wealth+ fees		597.55		597.55 DR
31/08/2022	Wealth+ fees		701.17		1,298.72 DR
30/09/2022	Wealth+ fees		626.30		1,925.02 DR
31/10/2022	Wealth+ fees		633.90		2,558.92 DR
30/11/2022	Wealth+ fees		678.53		3,237.45 DR
30/12/2022	Wealth+ fees		599.07		3,836.52 DR
31/01/2023	Wealth+ fees		655.74		4,492.26 DR
28/02/2023	Wealth+ fees		627.95		5,120.21 DR
31/03/2023	Wealth+ fees		696.91		5,817.12 DR
28/04/2023	Wealth+ fees		573.66		6,390.78 DR
31/05/2023	Wealth+ fees		729.72		7,120.50 DR
30/06/2023	Wealth+ fees		646.09		7,766.59 DR

Brennan Family Super Fund

General Ledger

As at 30 June 2023

Transaction Date	Description	Units	Debit	Credit	Balance \$
			7,766.59		7,766.59 DR
<u>Pensions Paid (41600)</u>					
<u>(Pensions Paid) Brennan, Micheal Arthur - Pension (Pension) (BREMIC00001P)</u>					
15/07/2022	Periodic Payment R/P TO NAB M BRENNAN		4,000.00		4,000.00 DR
15/08/2022	Periodic Payment R/P TO NAB M BRENNAN		4,000.00		8,000.00 DR
15/09/2022	Periodic Payment R/P TO NAB M BRENNAN		4,000.00		12,000.00 DR
05/10/2022	Transfer		32,680.00		44,680.00 DR
14/10/2022	Periodic Payment R/P TO NAB M BRENNAN		4,000.00		48,680.00 DR
15/11/2022	Periodic Payment R/P TO NAB M BRENNAN		4,000.00		52,680.00 DR
15/11/2022	Transfer		11,000.00		63,680.00 DR
15/12/2022	Periodic Payment R/P TO NAB M BRENNAN		4,000.00		67,680.00 DR
13/01/2023	Periodic Payment R/P TO NAB M BRENNAN		4,000.00		71,680.00 DR
15/02/2023	Periodic Payment R/P TO NAB M BRENNAN		4,000.00		75,680.00 DR
15/03/2023	Periodic Payment R/P TO NAB M BRENNAN		4,000.00		79,680.00 DR
14/04/2023	Periodic Payment R/P TO NAB M BRENNAN		4,000.00		83,680.00 DR
15/05/2023	Periodic Payment R/P TO NAB M BRENNAN		4,000.00		87,680.00 DR
15/06/2023	Periodic Payment R/P TO NAB M BRENNAN		4,000.00		91,680.00 DR
			91,680.00		91,680.00 DR
<u>(Pensions Paid) Brennan, Micheal Arthur - Pension (Pension No. 2) (BREMIC00002P)</u>					
05/10/2022	Transfer		6,280.00		6,280.00 DR
			6,280.00		6,280.00 DR
<u>(Pensions Paid) Brennan, Micheal Arthur - Pension (Account Based Pension 4) (BREMIC00005P)</u>					
05/10/2022	Transfer		9,910.00		9,910.00 DR
			9,910.00		9,910.00 DR
<u>(Pensions Paid) Brennan, Micheal Arthur - Pension (Account Based Pension 4) (BREMIC00006P)</u>					
05/10/2022	Transfer		1,130.00		1,130.00 DR
			1,130.00		1,130.00 DR
<u>Income Tax Expense (48500)</u>					
<u>Income Tax Expense (48500)</u>					
30/06/2023	Create Entries - Franking Credits Adjustment - 30/06/2023			19,802.12	19,802.12 CR
				19,802.12	19,802.12 CR
<u>Profit/Loss Allocation Account (49000)</u>					
<u>Profit/Loss Allocation Account (49000)</u>					
15/07/2022	System Member Journals			4,000.00	4,000.00 CR
15/08/2022	System Member Journals			4,000.00	8,000.00 CR
15/09/2022	System Member Journals			4,000.00	12,000.00 CR
05/10/2022	System Member Journals			6,280.00	18,280.00 CR
05/10/2022	System Member Journals			9,910.00	28,190.00 CR
05/10/2022	System Member Journals			1,130.00	29,320.00 CR
05/10/2022	System Member Journals			32,680.00	62,000.00 CR
14/10/2022	System Member Journals			4,000.00	66,000.00 CR

Brennan Family Super Fund

General Ledger

As at 30 June 2023

Transaction Date	Description	Units	Debit	Credit	Balance \$
15/11/2022	System Member Journals			4,000.00	70,000.00 CR
15/11/2022	System Member Journals			11,000.00	81,000.00 CR
15/12/2022	System Member Journals			4,000.00	85,000.00 CR
04/01/2023	Profit/Loss Allocation - 04/01/2023		4,871.44		80,128.56 CR
04/01/2023	Profit/Loss Allocation - 04/01/2023		27,097.37		53,031.19 CR
04/01/2023	Profit/Loss Allocation - 04/01/2023		38,046.83		14,984.36 CR
04/01/2023	Profit/Loss Allocation - 04/01/2023		42,749.13		27,764.77 DR
04/01/2023	Profit/Loss Allocation - 04/01/2023		2.59		27,767.36 DR
04/01/2023	Profit/Loss Allocation - 04/01/2023		14.42		27,781.78 DR
04/01/2023	Profit/Loss Allocation - 04/01/2023		20.25		27,802.03 DR
04/01/2023	Profit/Loss Allocation - 04/01/2023		22.74		27,824.77 DR
13/01/2023	System Member Journals			4,000.00	23,824.77 DR
15/02/2023	System Member Journals			4,000.00	19,824.77 DR
15/03/2023	System Member Journals			4,000.00	15,824.77 DR
14/04/2023	System Member Journals			4,000.00	11,824.77 DR
15/05/2023	System Member Journals			4,000.00	7,824.77 DR
15/06/2023	System Member Journals			4,000.00	3,824.77 DR
30/06/2023	Create Entries - Profit/Loss Allocation - 30/06/2023		28,499.22		32,323.99 DR
30/06/2023	Create Entries - Profit/Loss Allocation - 30/06/2023		18,942.80		51,266.79 DR
30/06/2023	Create Entries - Profit/Loss Allocation - 30/06/2023		29,831.84		81,098.63 DR
30/06/2023	Create Entries - Profit/Loss Allocation - 30/06/2023		3,408.06		84,506.69 DR
			193,506.69	109,000.00	84,506.69 DR

Opening Balance (50010)

(Opening Balance) Brennan, Micheal Arthur - Pension (Pension) (BREMIC00001P)

01/07/2022	Opening Balance				437,089.62 CR
01/07/2022	Close Period Journal		25,414.96		411,674.66 CR
			25,414.96		411,674.66 CR

(Opening Balance) Brennan, Micheal Arthur - Pension (Pension No. 2) (BREMIC00002P)

01/07/2022	Opening Balance				254,862.87 CR
01/07/2022	Close Period Journal		3,554.44		251,308.43 CR
			3,554.44		251,308.43 CR

(Opening Balance) Brennan, Micheal Arthur - Accumulation (BREMIC00003A)

01/07/2022	Opening Balance				24,616.97 CR
01/07/2022	Close Period Journal		24,616.97		0.00 DR
			24,616.97		0.00 DR

(Opening Balance) Brennan, Micheal Arthur - Pension (Account Based Pension 4) (BREMIC00005P)

01/07/2022	Opening Balance				401,925.83 CR
01/07/2022	Close Period Journal		5,588.68		396,337.15 CR
			5,588.68		396,337.15 CR

(Opening Balance) Brennan, Micheal Arthur - Pension (Account Based Pension 4) (BREMIC00006P)

01/07/2022	Close Period Journal			45,179.71	45,179.71 CR
				45,179.71	45,179.71 CR

Contributions (52420)

(Contributions) Brennan, Micheal Arthur - Accumulation (BREMIC00003A)

Brennan Family Super Fund

General Ledger

As at 30 June 2023

Transaction Date	Description	Units	Debit	Credit	Balance \$
01/07/2022	Opening Balance				25,000.00 CR
01/07/2022	Close Period Journal		25,000.00		0.00 DR
			25,000.00		0.00 DR
Share of Profit/(Loss) (53100)					
<u>(Share of Profit/(Loss)) Brennan, Micheal Arthur - Pension (Pension) (BREMIC00001P)</u>					
01/07/2022	Opening Balance				4,885.04 CR
01/07/2022	Close Period Journal		4,885.04		0.00 DR
04/01/2023	Profit/Loss Allocation - 04/01/2023			38,046.83	38,046.83 CR
04/01/2023	Profit/Loss Allocation - 04/01/2023			20.25	38,067.08 CR
30/06/2023	Create Entries - Profit/Loss Allocation - 30/06/2023			28,499.22	66,566.30 CR
			4,885.04	66,566.30	66,566.30 CR
<u>(Share of Profit/(Loss)) Brennan, Micheal Arthur - Pension (Pension No. 2) (BREMIC00002P)</u>					
01/07/2022	Opening Balance				2,845.56 CR
01/07/2022	Close Period Journal		2,845.56		0.00 DR
04/01/2023	Profit/Loss Allocation - 04/01/2023			27,097.37	27,097.37 CR
04/01/2023	Profit/Loss Allocation - 04/01/2023			14.42	27,111.79 CR
30/06/2023	Create Entries - Profit/Loss Allocation - 30/06/2023			18,942.80	46,054.59 CR
			2,845.56	46,054.59	46,054.59 CR
<u>(Share of Profit/(Loss)) Brennan, Micheal Arthur - Pension (Account Based Pension 4) (BREMIC00005P)</u>					
01/07/2022	Opening Balance				4,511.32 CR
01/07/2022	Close Period Journal		4,511.32		0.00 DR
04/01/2023	Profit/Loss Allocation - 04/01/2023			42,749.13	42,749.13 CR
04/01/2023	Profit/Loss Allocation - 04/01/2023			22.74	42,771.87 CR
30/06/2023	Create Entries - Profit/Loss Allocation - 30/06/2023			29,831.84	72,603.71 CR
			4,511.32	72,603.71	72,603.71 CR
<u>(Share of Profit/(Loss)) Brennan, Micheal Arthur - Pension (Account Based Pension 4) (BREMIC00006P)</u>					
01/07/2022	Opening Balance				512.74 CR
01/07/2022	Close Period Journal		512.74		0.00 DR
04/01/2023	Profit/Loss Allocation - 04/01/2023			4,871.44	4,871.44 CR
04/01/2023	Profit/Loss Allocation - 04/01/2023			2.59	4,874.03 CR
30/06/2023	Create Entries - Profit/Loss Allocation - 30/06/2023			3,408.06	8,282.09 CR
			512.74	8,282.09	8,282.09 CR
Contributions Tax (53800)					
<u>(Contributions Tax) Brennan, Micheal Arthur - Accumulation (BREMIC00003A)</u>					
01/07/2022	Opening Balance				3,750.00 DR
01/07/2022	Close Period Journal			3,750.00	0.00 DR
				3,750.00	0.00 DR
Pensions Paid (54160)					
<u>(Pensions Paid) Brennan, Micheal Arthur - Pension (Pension) (BREMIC00001P)</u>					
01/07/2022	Opening Balance				30,300.00 DR
01/07/2022	Close Period Journal			30,300.00	0.00 DR
15/07/2022	System Member Journals		4,000.00		4,000.00 DR
15/08/2022	System Member Journals		4,000.00		8,000.00 DR
15/09/2022	System Member Journals		4,000.00		12,000.00 DR

Brennan Family Super Fund

General Ledger

As at 30 June 2023

Transaction Date	Description	Units	Debit	Credit	Balance \$
05/10/2022	System Member Journals		32,680.00		44,680.00 DR
14/10/2022	System Member Journals		4,000.00		48,680.00 DR
15/11/2022	System Member Journals		4,000.00		52,680.00 DR
15/11/2022	System Member Journals		11,000.00		63,680.00 DR
15/12/2022	System Member Journals		4,000.00		67,680.00 DR
13/01/2023	System Member Journals		4,000.00		71,680.00 DR
15/02/2023	System Member Journals		4,000.00		75,680.00 DR
15/03/2023	System Member Journals		4,000.00		79,680.00 DR
14/04/2023	System Member Journals		4,000.00		83,680.00 DR
15/05/2023	System Member Journals		4,000.00		87,680.00 DR
15/06/2023	System Member Journals		4,000.00		91,680.00 DR
			91,680.00	30,300.00	91,680.00 DR
<u>(Pensions Paid) Brennan, Micheal Arthur - Pension (Pension No. 2) (BREMIC00002P)</u>					
01/07/2022	Opening Balance				6,400.00 DR
01/07/2022	Close Period Journal			6,400.00	0.00 DR
05/10/2022	System Member Journals		6,280.00		6,280.00 DR
			6,280.00	6,400.00	6,280.00 DR
<u>(Pensions Paid) Brennan, Micheal Arthur - Pension (Account Based Pension 4) (BREMIC00005P)</u>					
01/07/2022	Opening Balance				10,100.00 DR
01/07/2022	Close Period Journal			10,100.00	0.00 DR
05/10/2022	System Member Journals		9,910.00		9,910.00 DR
			9,910.00	10,100.00	9,910.00 DR
<u>(Pensions Paid) Brennan, Micheal Arthur - Pension (Account Based Pension 4) (BREMIC00006P)</u>					
01/07/2022	Opening Balance				1,200.00 DR
01/07/2022	Close Period Journal			1,200.00	0.00 DR
05/10/2022	System Member Journals		1,130.00		1,130.00 DR
			1,130.00	1,200.00	1,130.00 DR
Internal Transfers In (56100)					
<u>(Internal Transfers In) Brennan, Micheal Arthur - Pension (Account Based Pension 4) (BREMIC00006P)</u>					
01/07/2022	Opening Balance				45,866.97 CR
01/07/2022	Close Period Journal		45,866.97		0.00 DR
			45,866.97		0.00 DR
Internal Transfers Out (57100)					
<u>(Internal Transfers Out) Brennan, Micheal Arthur - Accumulation (BREMIC00003A)</u>					
01/07/2022	Opening Balance				45,866.97 DR
01/07/2022	Close Period Journal			45,866.97	0.00 DR
				45,866.97	0.00 DR
Bank Accounts (60400)					
<u>ANZ ENT 08/22 (ANZ ENT 08/22)</u>					
27/07/2022	Purchase ANZ ENT 08/22 - 126			2,381.40	2,381.40 CR
27/07/2022	Purchase ANZ ENT 08/22 - 126		2,381.40		0.00 DR
			2,381.40	2,381.40	0.00 DR
<u>Morgans Cash Acc (morgansacc)</u>					
01/07/2022	Opening Balance				65,422.70 DR
01/07/2022	ANZ Group Holdings Limited FPO - Income Credit [ANZ Group Holdings		1,360.80		66,783.50 DR

Brennan Family Super Fund

General Ledger

As at 30 June 2023

Transaction Date	Description	Units	Debit	Credit	Balance \$
	Limited FPO - Income Credit]				
04/07/2022	Macquarie Group Limited FPO - Income Credit [Macquarie Group Limited FPO - Income Credit]		1,424.50		68,208.00 DR
05/07/2022	National Australia Bank Ltd FPO - Income Credit [National Australia Bank Ltd FPO - Income Credit]		305.87		68,513.87 DR
13/07/2022	iShares S&P 500 ETF Fully Paid Units - Income Credit		77.12		68,590.99 DR
15/07/2022	Global X FANG+ ETF FPU - Income Credit		1,201.16		69,792.15 DR
15/07/2022	Global X EURO STOXX 50 ETF - Income Credit		677.75		70,469.90 DR
15/07/2022	Periodic Payment R/P TO NAB M BRENNAN			4,000.00	66,469.90 DR
18/07/2022	BetaShares Asia Technology Tiger ETF - Income Credit		154.35		66,624.25 DR
18/07/2022	Betashares Global Robotics And A.I. ETF - Income Credit		120.29		66,744.54 DR
18/07/2022	Vanguard FTSE Asia Ex Japan ETF - Income Credit		51.71		66,796.25 DR
20/07/2022	Vanguard All-World ex-US Shares Index ETF CDI - Income Credit [Vanguard All-World ex-US Shares Index ETF CDI - Income Credit]		246.30		67,042.55 DR
21/07/2022	Sale URW - 2,900 [-2900.000000 URW - Sale URW - 2,900]		10,296.48		77,339.03 DR
21/07/2022	GrainCorp Limited FPO - Income Credit [GrainCorp Limited FPO - Income Credit]		696.00		78,035.03 DR
22/07/2022	Vanguard US Total Market Shares Index ETF CDI - Income Credit [Vanguard US Total Market Shares Index ETF CDI - Income Credit]		140.02		78,175.05 DR
29/07/2022	Interest Earned [Interest Earned]		27.68		78,202.73 DR
29/07/2022	Wealth+ fees			597.55	77,605.18 DR
15/08/2022	Periodic Payment R/P TO NAB M BRENNAN			4,000.00	73,605.18 DR
24/08/2022	126.000000 ANZ - ANZ Group Holdings Limited FPO- Entitlement Allotment From Lot 32168893 - 126 securities			2,381.40	71,223.78 DR
31/08/2022	Interest Earned [Interest Earned]		55.43		71,279.21 DR
31/08/2022	Wealth+ fees			701.17	70,578.04 DR
02/09/2022	Domino's Pizza Enterprises Ltd FPO - On Market Purchase - 160 securities [160.000000 DMP - Domino's Pizza Enterprises Ltd FPO - On Market Purchase - 160 securities]			10,056.51	60,521.53 DR
15/09/2022	Periodic Payment R/P TO NAB M BRENNAN			4,000.00	56,521.53 DR
16/09/2022	Whitehaven Coal Limited FPO - Income Credit [Whitehaven Coal Limited FPO - Income Credit]		2,560.00		59,081.53 DR
16/09/2022	Bapcor Limited FPO - Income Credit [Bapcor Limited FPO - Income Credit]		155.25		59,236.78 DR
16/09/2022	Endeavour Group Limited FPO - Income Credit [Endeavour Group Limited FPO - Income Credit]		140.45		59,377.23 DR
19/09/2022	National Australia Bank Ltd Capital Notes 3 - Income Credit [National Australia Bank Ltd Capital Notes 3 - Income Credit]		418.16		59,795.39 DR
20/09/2022	ANZ Banking Group Limited Capital Notes 6 - Income Credit [ANZ Banking Group Limited Capital Notes 6 - Income Credit]		341.32		60,136.71 DR
20/09/2022	ANZ Banking Group Limited Capital Notes 4 - Income Credit [ANZ Banking Group Limited Capital Notes 4 - Income Credit]		115.32		60,252.03 DR

Brennan Family Super Fund

General Ledger

As at 30 June 2023

Transaction Date	Description	Units	Debit	Credit	Balance \$
	Credit]				
21/09/2022	Rio Tinto Limited FPO - Income Credit [Rio Tinto Limited FPO - Income Credit]		2,014.43		62,266.46 DR
21/09/2022	Telstra Group Limited FPO - Income Credit [Telstra Group Limited FPO - Income Credit]		790.50		63,056.96 DR
21/09/2022	Suncorp Group Limited FPO - Income Credit [Suncorp Group Limited FPO - Income Credit]		391.00		63,447.96 DR
21/09/2022	Santos Limited FPO - Income Credit [Santos Limited FPO - Income Credit]		263.99		63,711.95 DR
23/09/2022	BHP Group Limited FPO - Income Credit [BHP Group Limited FPO - Income Credit]		5,652.32		69,364.27 DR
28/09/2022	Coles Group Limited FPO - Income Credit [Coles Group Limited FPO - Income Credit]		285.00		69,649.27 DR
29/09/2022	Commonwealth Bank of Australia Limited FPO - Income Credit [Commonwealth Bank of Australia Limited FPO - Income Credit]		1,134.00		70,783.27 DR
29/09/2022	Accounting and Audit Fees Accounting Invoice			40.00	70,743.27 DR
29/09/2022	B-Pay ASIC Annual Review			59.00	70,684.27 DR
30/09/2022	Interest Earned [Interest Earned]		61.45		70,745.72 DR
30/09/2022	Wealth+ fees			626.30	70,119.42 DR
04/10/2022	MotorCycle Holdings Limited FPO - Income Credit [MotorCycle Holdings Limited FPO - Income Credit]		200.00		70,319.42 DR
05/10/2022	Transfer			50,000.00	20,319.42 DR
06/10/2022	Woodside Energy Group Ltd FPO - Income Credit [Woodside Energy Group Ltd FPO - Income Credit]		1,828.26		22,147.68 DR
07/10/2022	Sale WHC - 1,600 [-1600.000000 WHC - Sale WHC - 1,600]		15,349.28		37,496.96 DR
07/10/2022	Sale BAP - 1,350 [-1350.000000 BAP - Sale BAP - 1,350]		8,558.31		46,055.27 DR
07/10/2022	Sale ATL - 10,000 [-10000.000000 ATL - Sale ATL - 10,000]		7,182.50		53,237.77 DR
07/10/2022	JB Hi-Fi Limited FPO - On Market Purchase - 490 securities [490.000000 JBH - JB Hi-Fi Limited FPO - On Market Purchase - 490 securities]			20,008.80	33,228.97 DR
13/10/2022	South32 Limited FPO - Income Credit [South32 Limited FPO - Income Credit]		1,457.60		34,686.57 DR
13/10/2022	iShares S&P 500 ETF Fully Paid Units - Income Credit [iShares S&P 500 ETF Fully Paid Units - Income Credit]		89.30		34,775.87 DR
14/10/2022	Periodic Payment R/P TO NAB M BRENNAN			4,000.00	30,775.87 DR
17/10/2022	Super Retail Group Limited FPO - Income Credit [Super Retail Group Limited FPO - Income Credit]		795.50		31,571.37 DR
18/10/2022	Vanguard FTSE Asia Ex Japan ETF - Income Credit [Vanguard FTSE Asia Ex Japan ETF - Income Credit]		150.83		31,722.20 DR
18/10/2022	Vanguard All-World ex-US Shares Index ETF CDI - Income Credit [Vanguard All-World ex-US Shares Index ETF CDI - Income Credit]		119.86		31,842.06 DR
24/10/2022	Vanguard US Total Market Shares Index ETF CDI - Income Credit [Vanguard US Total Market Shares Index ETF CDI - Income Credit]		160.39		32,002.45 DR
31/10/2022	Interest Earned [Interest Earned]		45.62		32,048.07 DR
31/10/2022	Wealth+ fees			633.90	31,414.17 DR
04/11/2022	MFF Capital Investments Ltd FPO - Income Credit [MFF Capital Investments		520.00		31,934.17 DR

Brennan Family Super Fund

General Ledger

As at 30 June 2023

Transaction Date	Description	Units	Debit	Credit	Balance \$
	Ltd FPO - Income Credit]				
04/11/2022	Accounting and Audit Fees Accounting Invoice			2,365.00	29,569.17 DR
14/11/2022	Transfer Super Audits - Auditing Services for 30 June 2022			330.00	29,239.17 DR
15/11/2022	Periodic Payment R/P TO NAB M BRENNAN			4,000.00	25,239.17 DR
15/11/2022	Transfer			11,000.00	14,239.17 DR
30/11/2022	Interest Earned [Interest Earned]		29.81		14,268.98 DR
30/11/2022	Wealth+ fees			678.53	13,590.45 DR
13/12/2022	Macquarie Group Limited FPO - Income Credit [Macquarie Group Limited FPO - Income Credit]		1,221.00		14,811.45 DR
14/12/2022	GrainCorp Limited FPO - Income Credit [GrainCorp Limited FPO - Income Credit]		870.00		15,681.45 DR
14/12/2022	National Australia Bank Ltd FPO - Income Credit [National Australia Bank Ltd FPO - Income Credit]		326.82		16,008.27 DR
15/12/2022	ANZ Group Holdings Limited FPO - Income Credit [ANZ Group Holdings Limited FPO - Income Credit]		1,491.84		17,500.11 DR
15/12/2022	Periodic Payment R/P TO NAB M BRENNAN			4,000.00	13,500.11 DR
19/12/2022	National Australia Bank Ltd Capital Notes 3 - Income Credit [National Australia Bank Ltd Capital Notes 3 - Income Credit]		477.56		13,977.67 DR
20/12/2022	Westpac Banking Corporation FPO - Income Credit [Westpac Banking Corporation FPO - Income Credit]		1,510.40		15,488.07 DR
20/12/2022	ANZ Banking Group Limited Capital Notes 6 - Income Credit [ANZ Banking Group Limited Capital Notes 6 - Income Credit]		410.00		15,898.07 DR
20/12/2022	ANZ Banking Group Limited Capital Notes 4 - Income Credit [ANZ Banking Group Limited Capital Notes 4 - Income Credit]		132.17		16,030.24 DR
23/12/2022	iShares Global Clean Energy ETF (US Listed) - Income Credit [iShares Global Clean Energy ETF (US Listed) - Income Credit]		23.90		16,054.14 DR
30/12/2022	Interest Earned [Interest Earned]		23.75		16,077.89 DR
30/12/2022	Wealth+ fees			599.07	15,478.82 DR
05/01/2023	iShares S&P 500 ETF Fully Paid Units - Income Credit [iShares S&P 500 ETF Fully Paid Units - Income Credit]		70.06		15,548.88 DR
13/01/2023	Periodic Payment R/P TO NAB M BRENNAN			4,000.00	11,548.88 DR
17/01/2023	Global X EURO STOXX 50 ETF - Income Credit [Global X EURO STOXX 50 ETF - Income Credit]		169.74		11,718.62 DR
18/01/2023	BetaShares Asia Technology Tiger ETF - Income Credit [BetaShares Asia Technology Tiger ETF - Income Credit]		59.27		11,777.89 DR
18/01/2023	Vanguard FTSE Asia Ex Japan ETF - Income Credit [Vanguard FTSE Asia Ex Japan ETF - Income Credit]		30.98		11,808.87 DR
20/01/2023	Vanguard All-World ex-US Shares Index ETF CDI - Income Credit [Vanguard All-World ex-US Shares Index ETF CDI - Income Credit]		210.07		12,018.94 DR
25/01/2023	Vanguard US Total Market Shares Index ETF CDI - Income Credit [Vanguard US Total Market Shares Index ETF CDI - Income Credit]		170.22		12,189.16 DR
31/01/2023	Interest Earned [Interest Earned]		24.55		12,213.71 DR

Brennan Family Super Fund

General Ledger

As at 30 June 2023

Transaction Date	Description	Units	Debit	Credit	Balance \$
31/01/2023	Wealth+ fees			655.74	11,557.97 DR
15/02/2023	Periodic Payment R/P TO NAB M BRENNAN			4,000.00	7,557.97 DR
28/02/2023	Sale GNC - 2,900 [-2900.000000 GNC - Sale GNC - 2,900]		23,002.16		30,560.13 DR
28/02/2023	Interest Earned [Interest Earned]		16.81		30,576.94 DR
28/02/2023	Wealth+ fees			627.95	29,948.99 DR
10/03/2023	Whitehaven Coal Limited FPO - Income Credit [Whitehaven Coal Limited FPO - Income Credit]		1,536.00		31,484.99 DR
10/03/2023	JB Hi-Fi Limited FPO - Income Credit [JB Hi-Fi Limited FPO - Income Credit]		965.30		32,450.29 DR
15/03/2023	Periodic Payment R/P TO NAB M BRENNAN			4,000.00	28,450.29 DR
16/03/2023	Domino's Pizza Enterprises Ltd FPO - Income Credit [Domino's Pizza Enterprises Ltd FPO - Income Credit]		107.84		28,558.13 DR
17/03/2023	National Australia Bank Ltd Capital Notes 3 - Income Credit [National Australia Bank Ltd Capital Notes 3 - Income Credit]		486.16		29,044.29 DR
20/03/2023	ANZ Banking Group Limited Capital Notes 6 - Income Credit [ANZ Banking Group Limited Capital Notes 6 - Income Credit]		428.56		29,472.85 DR
20/03/2023	Endeavour Group Limited FPO - Income Credit [Endeavour Group Limited FPO - Income Credit]		260.83		29,733.68 DR
20/03/2023	ANZ Banking Group Limited Capital Notes 4 - Income Credit [ANZ Banking Group Limited Capital Notes 4 - Income Credit]		136.48		29,870.16 DR
29/03/2023	Deposit ATO ATO006000017698303		21,362.45		51,232.61 DR
29/03/2023	Santos Limited FPO - Income Credit [Santos Limited FPO - Income Credit]		540.30		51,772.91 DR
30/03/2023	BHP Group Limited FPO - Income Credit [BHP Group Limited FPO - Income Credit]		3,020.45		54,793.36 DR
30/03/2023	Commonwealth Bank of Australia Limited FPO - Income Credit [Commonwealth Bank of Australia Limited FPO - Income Credit]		1,134.00		55,927.36 DR
30/03/2023	Coles Group Limited FPO - Income Credit [Coles Group Limited FPO - Income Credit]		342.00		56,269.36 DR
31/03/2023	Telstra Group Limited FPO - Income Credit [Telstra Group Limited FPO - Income Credit]		790.50		57,059.86 DR
31/03/2023	Suncorp Group Limited FPO - Income Credit [Suncorp Group Limited FPO - Income Credit]		759.00		57,818.86 DR
31/03/2023	Interest Earned [Interest Earned]		62.44		57,881.30 DR
31/03/2023	Wealth+ fees			696.91	57,184.39 DR
05/04/2023	Woodside Energy Group Ltd FPO - Income Credit [Woodside Energy Group Ltd FPO - Income Credit]		2,462.48		59,646.87 DR
06/04/2023	South32 Limited FPO - Income Credit [South32 Limited FPO - Income Credit]		425.43		60,072.30 DR
06/04/2023	MotorCycle Holdings Limited FPO - Income Credit [MotorCycle Holdings Limited FPO - Income Credit]		200.00		60,272.30 DR
14/04/2023	Super Retail Group Limited FPO - Income Credit [Super Retail Group Limited FPO - Income Credit]		629.00		60,901.30 DR
14/04/2023	Periodic Payment R/P TO NAB M BRENNAN			4,000.00	56,901.30 DR
17/04/2023	iShares S&P 500 ETF Fully Paid Units - Income Credit [iShares S&P 500 ETF		78.91		56,980.21 DR

Brennan Family Super Fund

General Ledger

As at 30 June 2023

Transaction Date	Description	Units	Debit	Credit	Balance \$
	Fully Paid Units - Income Credit]				
20/04/2023	Rio Tinto Limited FPO - Income Credit [Rio Tinto Limited FPO - Income Credit]		1,714.07		58,694.28 DR
20/04/2023	Vanguard All-World ex-US Shares Index ETF CDI - Income Credit [Vanguard All-World ex-US Shares Index ETF CDI - Income Credit]		40.18		58,734.46 DR
20/04/2023	Vanguard FTSE Asia Ex Japan ETF - Income Credit [Vanguard FTSE Asia Ex Japan ETF - Income Credit]		10.26		58,744.72 DR
26/04/2023	Vanguard US Total Market Shares Index ETF CDI - Income Credit [Vanguard US Total Market Shares Index ETF CDI - Income Credit]		148.28		58,893.00 DR
28/04/2023	Sale ZIP - 1,700 [-1700.000000 ZIP - Sale ZIP - 1,700]		784.50		59,677.50 DR
28/04/2023	Interest Earned [Interest Earned]		103.72		59,781.22 DR
28/04/2023	Wealth+ fees			573.66	59,207.56 DR
28/04/2023	Dexus Stapled Security - On Market Purchase - 1,920 securities [1920.000000 DXS - Dexus Stapled Security - On Market Purchase - 1,920 securities]			15,043.68	44,163.88 DR
28/04/2023	PeopleIn Limited FPO - On Market Purchase - 4,900 securities [4900.000000 PPE - PeopleIn Limited FPO - On Market Purchase - 4,900 securities]			15,059.86	29,104.02 DR
12/05/2023	MFF Capital Investments Ltd FPO - Income Credit [MFF Capital Investments Ltd FPO - Income Credit]		585.00		29,689.02 DR
15/05/2023	Periodic Payment R/P TO NAB M BRENNAN			4,000.00	25,689.02 DR
16/05/2023	Sale AKE - 2,050 [-2050.000000 AKE - Sale AKE - 2,050]		30,188.72		55,877.74 DR
31/05/2023	Interest Earned [Interest Earned]		94.18		55,971.92 DR
31/05/2023	Wealth+ fees			729.72	55,242.20 DR
15/06/2023	Periodic Payment R/P TO NAB M BRENNAN			4,000.00	51,242.20 DR
16/06/2023	iShares Global Clean Energy ETF (US Listed) - Income Credit [iShares Global Clean Energy ETF (US Listed) - Income Credit]		81.36		51,323.56 DR
19/06/2023	National Australia Bank Ltd Capital Notes 3 - Income Credit [National Australia Bank Ltd Capital Notes 3 - Income Credit]		554.20		51,877.76 DR
20/06/2023	ANZ Banking Group Limited Capital Notes 6 - Income Credit [ANZ Banking Group Limited Capital Notes 6 - Income Credit]		472.04		52,349.80 DR
20/06/2023	ANZ Banking Group Limited Capital Notes 4 - Income Credit [ANZ Banking Group Limited Capital Notes 4 - Income Credit]		148.01		52,497.81 DR
27/06/2023	Westpac Banking Corporation FPO - Income Credit [Westpac Banking Corporation FPO - Income Credit]		1,652.00		54,149.81 DR
28/06/2023	Sale SUN - 1,150 [-1150.000000 SUN - Sale SUN - 1,150]		15,297.35		69,447.16 DR
28/06/2023	Sale WDS - 293 [-293.000000 WDS - Sale WDS - 293]		9,803.16		79,250.32 DR
30/06/2023	Interest Earned [Interest Earned]		123.86		79,374.18 DR
30/06/2023	Wealth+ fees			646.09	78,728.09 DR
			195,416.23	182,110.84	78,728.09 DR

Distributions Receivable (61800)

Brennan Family Super Fund

General Ledger

As at 30 June 2023

Transaction Date	Description	Units	Debit	Credit	Balance \$
Betashares ASIA Technology Tigers Etf (ASIA.AX1)					
01/07/2022	Opening Balance				154.35 DR
18/07/2022	BetaShares Asia Technology Tiger ETF - Income Credit			154.35	0.00 DR
30/06/2023	Accrual - BetaShares Asia Technology Tiger ETF - Income Credit		6.67		6.67 DR
			6.67	154.35	6.67 DR
Dexus Property Group - Units Fully Paid Stapled (DXS.AX)					
30/06/2023	Accrual - Dexus Stapled Security - STPDIST Stapled Security Distribution		363.86		363.86 DR
			363.86		363.86 DR
Etf Euro Stoxx 50 Etf (ESTX.AX)					
01/07/2022	Opening Balance				677.75 DR
15/07/2022	Global X EURO STOXX 50 ETF - Income Credit			677.75	0.00 DR
30/06/2023	Accrual - Global X EURO STOXX 50 ETF - Income Credit		876.39		876.39 DR
			876.39	677.75	876.39 DR
Etf Fang+ Etf (FANG.AX1)					
01/07/2022	Opening Balance				1,201.16 DR
15/07/2022	Global X FANG+ ETF FPU - Income Credit			1,201.16	0.00 DR
				1,201.16	0.00 DR
Ishares S&p 500 Etf (IVV.AX1)					
01/07/2022	Opening Balance				77.12 DR
13/07/2022	iShares S&P 500 ETF Fully Paid Units - Income Credit			77.12	0.00 DR
30/06/2023	Accrual - iShares S&P 500 ETF Fully Paid Units - Income Credit		105.01		105.01 DR
			105.01	77.12	105.01 DR
Betashares Global Robotics And Artificial Intelligence Etf (RBTZ.AX)					
01/07/2022	Opening Balance				120.29 DR
18/07/2022	Betashares Global Robotics And A.I. ETF - Income Credit			120.29	0.00 DR
30/06/2023	Accrual - Betashares Global Robotics And A.I. ETF - Income Credit		9.40		9.40 DR
			9.40	120.29	9.40 DR
Vanguard Ftse Asia Ex Japan Shares Index Etf (VAE.AX2)					
01/07/2022	Opening Balance				51.71 DR
18/07/2022	Vanguard FTSE Asia Ex Japan ETF - Income Credit			51.71	0.00 DR
30/06/2023	Accrual - Vanguard FTSE Asia Ex Japan ETF - Income Credit		64.90		64.90 DR
			64.90	51.71	64.90 DR
Shares in Listed Companies (Australian) (77600)					
The A2 Milk Company Limited (A2M.AX)					
01/07/2022	Opening Balance	1,320.00			5,794.80 DR
04/01/2023	Revaluation - 04/01/2023 @ \$7.050000 (System Price) - 1,320.000000 Units on hand		3,511.20		9,306.00 DR
30/06/2023	Revaluation - 30/06/2023 @ \$4.890000 (System Price) - 1,320.000000 Units on hand			2,851.20	6,454.80 DR
		1,320.00	3,511.20	2,851.20	6,454.80 DR
Allkem Limited (AKE.AX)					

Brennan Family Super Fund

General Ledger

As at 30 June 2023

Transaction Date	Description	Units	Debit	Credit	Balance \$
01/07/2022	Opening Balance	6,300.00			64,953.00 DR
04/01/2023	Revaluation - 04/01/2023 @ \$11.270000 (System Price) - 6,300.000000 Units on hand		6,048.00		71,001.00 DR
16/05/2023	Sale AKE - 2,050 [-2050.000000 AKE - Sale AKE - 2,050]	(2,050.00)		9,771.58	61,229.42 DR
16/05/2023	Unrealised Gain writeback as at 16/05/2023			6,939.04	54,290.38 DR
30/06/2023	Revaluation - 30/06/2023 @ \$16.020000 (System Price) - 4,250.000000 Units on hand		13,794.62		68,085.00 DR
		4,250.00	19,842.62	16,710.62	68,085.00 DR
<u>Australia And New Zealand Banking Group Limited. (AN3PG.AX)</u>					
04/01/2023	Following the Scheme of Arrangement of Australia and New Zealand Banking Group on 20 Dec 2022, ASX code changes have been applied to its Capital Notes and wholesale debt securities correspondingly	100.00	10,000.00		10,000.00 DR
04/01/2023	Revaluation - 04/01/2023 @ \$104.850000 (System Price) - 100.000000 Units on hand		485.00		10,485.00 DR
30/06/2023	Revaluation - 30/06/2023 @ \$101.950000 (System Price) - 100.000000 Units on hand			290.00	10,195.00 DR
		100.00	10,485.00	290.00	10,195.00 DR
<u>Australia And New Zealand Banking Group Limited. (AN3PI.AX)</u>					
04/01/2023	Following the Scheme of Arrangement of Australia and New Zealand Banking Group on 20 Dec 2022, ASX code changes have been applied to its Capital Notes and wholesale debt securities correspondingly	400.00	40,000.00		40,000.00 DR
04/01/2023	Revaluation - 04/01/2023 @ \$103.350000 (System Price) - 400.000000 Units on hand		1,340.00		41,340.00 DR
30/06/2023	Revaluation - 30/06/2023 @ \$101.070000 (System Price) - 400.000000 Units on hand			912.00	40,428.00 DR
		400.00	41,340.00	912.00	40,428.00 DR
<u>Australia And New Zealand Banking Group Limited (ANZ.AX)</u>					
01/07/2022	Opening Balance	1,890.00			41,636.70 DR
24/08/2022	126.000000 ANZ - ANZ Group Holdings Limited FPO- Entitlement Allotment From Lot 32168893 - 126 securities	126.00	2,381.40		44,018.10 DR
04/01/2023	Revaluation - 04/01/2023 @ \$23.630000 (System Price) - 2,016.000000 Units on hand		3,619.98		47,638.08 DR
30/06/2023	Revaluation - 30/06/2023 @ \$23.710000 (System Price) - 2,016.000000 Units on hand		161.28		47,799.36 DR
		2,016.00	6,162.66		47,799.36 DR
<u>Australia And New Zealand Banking Group Limited (ANZPG.AX)</u>					
01/07/2022	Opening Balance	100.00			10,338.00 DR
04/01/2023	Following the Scheme of Arrangement of Australia and New Zealand Banking Group on 20 Dec 2022, ASX code changes have been applied to its Capital Notes and wholesale debt securities correspondingly	(100.00)			10,338.00 DR
04/01/2023	Following the Scheme of Arrangement of Australia and New Zealand Banking Group on 20 Dec 2022, ASX code changes have been applied to its Capital	0.00		10,000.00	338.00 DR

Brennan Family Super Fund

General Ledger

As at 30 June 2023

Transaction Date	Description	Units	Debit	Credit	Balance \$
04/01/2023	Notes and wholesale debt securities correspondingly Revaluation - 04/01/2023 @ \$0.000000 - 0.000000 Units on hand			338.00	0.00 DR
		0.00	0.00	10,338.00	0.00 DR
<u>Australia And New Zealand Banking Group Limited (ANZPL.AX)</u>					
01/07/2022	Opening Balance	400.00			39,504.00 DR
04/01/2023	Following the Scheme of Arrangement of Australia and New Zealand Banking Group on 20 Dec 2022, ASX code changes have been applied to its Capital Notes and wholesale debt securities correspondingly	(400.00)			39,504.00 DR
04/01/2023	Following the Scheme of Arrangement of Australia and New Zealand Banking Group on 20 Dec 2022, ASX code changes have been applied to its Capital Notes and wholesale debt securities correspondingly	0.00		40,000.00	496.00 CR
04/01/2023	Revaluation - 04/01/2023 @ \$0.000000 - 0.000000 Units on hand		496.00		0.00 DR
		0.00	496.00	40,000.00	0.00 DR
<u>Apollo Tourism & Leisure Ltd (ATL.AX)</u>					
01/07/2022	Opening Balance	10,000.00			3,800.00 DR
07/10/2022	Sale ATL - 10,000 [-10000.000000 ATL - Sale ATL - 10,000]	(10,000.00)		15,146.80	11,346.80 CR
07/10/2022	Unrealised Gain writeback as at 07/10/2022		11,346.80		0.00 DR
		0.00	11,346.80	15,146.80	0.00 DR
<u>Bapcor Limited (BAP.AX)</u>					
01/07/2022	Opening Balance	1,350.00			8,208.00 DR
07/10/2022	Sale BAP - 1,350 [-1350.000000 BAP - Sale BAP - 1,350]	(1,350.00)		5,940.00	2,268.00 DR
04/01/2023	Revaluation - 04/01/2023 @ \$0.000000 - 0.000000 Units on hand			2,268.00	0.00 DR
		0.00		8,208.00	0.00 DR
<u>BHP Group Limited (BHP.AX)</u>					
01/07/2022	Opening Balance	2,215.00			91,368.75 DR
04/01/2023	Revaluation - 04/01/2023 @ \$46.040000 (System Price) - 2,215.000000 Units on hand		10,609.85		101,978.60 DR
30/06/2023	Revaluation - 30/06/2023 @ \$44.990000 (System Price) - 2,215.000000 Units on hand			2,325.75	99,652.85 DR
		2,215.00	10,609.85	2,325.75	99,652.85 DR
<u>Commonwealth Bank Of Australia. (CBA.AX)</u>					
01/07/2022	Opening Balance	540.00			48,805.20 DR
04/01/2023	Revaluation - 04/01/2023 @ \$103.140000 (System Price) - 540.000000 Units on hand		6,890.40		55,695.60 DR
30/06/2023	Revaluation - 30/06/2023 @ \$100.270000 (System Price) - 540.000000 Units on hand			1,549.80	54,145.80 DR
		540.00	6,890.40	1,549.80	54,145.80 DR
<u>Coles Group Limited. (COL.AX)</u>					
01/07/2022	Opening Balance	950.00			16,919.50 DR
04/01/2023	Revaluation - 04/01/2023 @ \$16.540000 (System Price) - 950.000000 Units on hand			1,206.50	15,713.00 DR
30/06/2023	Revaluation - 30/06/2023 @ \$18.420000		1,786.00		17,499.00 DR

Brennan Family Super Fund

General Ledger

As at 30 June 2023

Transaction Date	Description	Units	Debit	Credit	Balance \$
	(System Price) - 950.000000 Units on hand				
		950.00	1,786.00	1,206.50	17,499.00 DR
<u>Domino's Pizza Enterprises Limited - Ordinary Fully Paid (DMP.AX)</u>					
02/09/2022	Domino's Pizza Enterprises Ltd FPO - On Market Purchase - 160 securities [160.000000 DMP - Domino's Pizza Enterprises Ltd FPO - On Market Purchase - 160 securities]	160.00	10,056.51		10,056.51 DR
04/01/2023	Revaluation - 04/01/2023 @ \$68.330000 (System Price) - 160.000000 Units on hand		876.29		10,932.80 DR
30/06/2023	Revaluation - 30/06/2023 @ \$46.430000 (System Price) - 160.000000 Units on hand			3,504.00	7,428.80 DR
		160.00	10,932.80	3,504.00	7,428.80 DR
<u>Endeavour Group Limited (EDV.AX)</u>					
01/07/2022	Opening Balance	1,824.00			13,807.68 DR
04/01/2023	Revaluation - 04/01/2023 @ \$6.340000 (System Price) - 1,824.000000 Units on hand			2,243.52	11,564.16 DR
30/06/2023	Revaluation - 30/06/2023 @ \$6.310000 (System Price) - 1,824.000000 Units on hand			54.72	11,509.44 DR
		1,824.00		2,298.24	11,509.44 DR
<u>Etf's Euro Stoxx 50 Etf (ESTX.AX)</u>					
01/07/2022	Opening Balance	315.00			19,167.75 DR
04/01/2023	Revaluation - 04/01/2023 @ \$69.460000 (System Price) - 315.000000 Units on hand		2,712.15		21,879.90 DR
30/06/2023	Revaluation - 30/06/2023 @ \$80.320000 (System Price) - 315.000000 Units on hand		3,420.90		25,300.80 DR
		315.00	6,133.05		25,300.80 DR
<u>Etf's Fang+ Etf (FANG.AX)</u>					
01/07/2022	Opening Balance	1,750.00			20,737.50 DR
04/01/2023	Revaluation - 04/01/2023 @ \$10.590000 (System Price) - 1,750.000000 Units on hand			2,205.00	18,532.50 DR
30/06/2023	Revaluation - 30/06/2023 @ \$18.780000 (System Price) - 1,750.000000 Units on hand		14,332.50		32,865.00 DR
		1,750.00	14,332.50	2,205.00	32,865.00 DR
<u>Graincorp Limited (GNC.AX)</u>					
01/07/2022	Opening Balance	2,900.00			27,579.00 DR
04/01/2023	Revaluation - 04/01/2023 @ \$7.360000 (System Price) - 2,900.000000 Units on hand			6,235.00	21,344.00 DR
28/02/2023	Sale GNC - 2,900 [-2900.000000 GNC - Sale GNC - 2,900]	(2,900.00)		15,187.24	6,156.76 DR
28/02/2023	Unrealised Gain writeback as at 28/02/2023			12,391.76	6,235.00 CR
30/06/2023	Revaluation - 30/06/2023 @ \$0.000000 - 0.000000 Units on hand		6,235.00		0.00 DR
		0.00	6,235.00	33,814.00	0.00 DR
<u>Jb Hi-fi Limited (JBH.AX)</u>					
07/10/2022	JB Hi-Fi Limited FPO - On Market Purchase - 490 securities [490.000000 JBH - JB Hi-Fi Limited FPO - On Market Purchase - 490 securities]	490.00	20,008.80		20,008.80 DR
04/01/2023	Revaluation - 04/01/2023 @ \$43.960000		1,531.60		21,540.40 DR

Brennan Family Super Fund

General Ledger

As at 30 June 2023

Transaction Date	Description	Units	Debit	Credit	Balance \$
	(System Price) - 490.000000 Units on hand				
30/06/2023	Revaluation - 30/06/2023 @ \$43.750000 (System Price) - 490.000000 Units on hand			102.90	21,437.50 DR
		490.00	21,540.40	102.90	21,437.50 DR
<u>Magellan Flagship Fund Limited (MFF.AX)</u>					
01/07/2022	Opening Balance	13,000.00			28,730.00 DR
04/01/2023	Revaluation - 04/01/2023 @ \$2.250000 (System Price) - 13,000.000000 Units on hand		520.00		29,250.00 DR
30/06/2023	Revaluation - 30/06/2023 @ \$2.660000 (System Price) - 13,000.000000 Units on hand		5,330.00		34,580.00 DR
		13,000.00	5,850.00		34,580.00 DR
<u>Macquarie Group Limited (MQG.AX)</u>					
01/07/2022	Opening Balance	407.00			66,955.57 DR
04/01/2023	Revaluation - 04/01/2023 @ \$169.870000 (System Price) - 407.000000 Units on hand		2,181.52		69,137.09 DR
30/06/2023	Revaluation - 30/06/2023 @ \$177.620000 (System Price) - 407.000000 Units on hand		3,154.25		72,291.34 DR
		407.00	5,335.77		72,291.34 DR
<u>Motorcycle Holdings Limited (MTO.AX)</u>					
01/07/2022	Opening Balance	2,500.00			5,200.00 DR
04/01/2023	Revaluation - 04/01/2023 @ \$2.340000 (System Price) - 2,500.000000 Units on hand		650.00		5,850.00 DR
30/06/2023	Revaluation - 30/06/2023 @ \$1.450000 (System Price) - 2,500.000000 Units on hand			2,225.00	3,625.00 DR
		2,500.00	650.00	2,225.00	3,625.00 DR
<u>National Australia Bank Limited (NAB.AX)</u>					
01/07/2022	Opening Balance	419.00			11,476.41 DR
04/01/2023	Revaluation - 04/01/2023 @ \$29.700000 (System Price) - 419.000000 Units on hand		967.89		12,444.30 DR
30/06/2023	Revaluation - 30/06/2023 @ \$26.370000 (System Price) - 419.000000 Units on hand			1,395.27	11,049.03 DR
		419.00	967.89	1,395.27	11,049.03 DR
<u>National Australia Bank Limited (NABPF.AX)</u>					
01/07/2022	Opening Balance	400.00			41,364.00 DR
04/01/2023	Revaluation - 04/01/2023 @ \$107.310000 (System Price) - 400.000000 Units on hand		1,560.00		42,924.00 DR
30/06/2023	Revaluation - 30/06/2023 @ \$103.948000 (System Price) - 400.000000 Units on hand			1,344.80	41,579.20 DR
		400.00	1,560.00	1,344.80	41,579.20 DR
<u>Peoplein Limited (PPE.AX)</u>					
28/04/2023	PeopleIn Limited FPO - On Market Purchase - 4,900 securities [4900.000000 PPE - PeopleIn Limited FPO - On Market Purchase - 4,900 securities]	4,900.00	15,059.86		15,059.86 DR
30/06/2023	Revaluation - 30/06/2023 @ \$2.350000 (System Price) - 4,900.000000 Units on hand			3,544.86	11,515.00 DR

Brennan Family Super Fund

General Ledger

As at 30 June 2023

Transaction Date	Description	Units	Debit	Credit	Balance \$
		4,900.00	15,059.86	3,544.86	11,515.00 DR
<u>RIO Tinto Limited (RIO.AX)</u>					
01/07/2022	Opening Balance	525.00			53,917.50 DR
04/01/2023	Revaluation - 04/01/2023 @ \$117.340000 (System Price) - 525.000000 Units on hand		7,686.00		61,603.50 DR
30/06/2023	Revaluation - 30/06/2023 @ \$114.690000 (System Price) - 525.000000 Units on hand			1,391.25	60,212.25 DR
		525.00	7,686.00	1,391.25	60,212.25 DR
<u>South32 Limited (S32.AX)</u>					
01/07/2022	Opening Balance	5,800.00			22,852.00 DR
04/01/2023	Revaluation - 04/01/2023 @ \$4.070000 (System Price) - 5,800.000000 Units on hand		754.00		23,606.00 DR
30/06/2023	Revaluation - 30/06/2023 @ \$3.760000 (System Price) - 5,800.000000 Units on hand			1,798.00	21,808.00 DR
		5,800.00	754.00	1,798.00	21,808.00 DR
<u>The Star Entertainment Group Limited (SGR.AX)</u>					
01/07/2022	Opening Balance	3,500.00			9,765.00 DR
04/01/2023	Revaluation - 04/01/2023 @ \$1.815000 (System Price) - 3,500.000000 Units on hand			3,412.50	6,352.50 DR
30/06/2023	Revaluation - 30/06/2023 @ \$1.155000 (System Price) - 3,500.000000 Units on hand			2,310.00	4,042.50 DR
		3,500.00		5,722.50	4,042.50 DR
<u>Santos Limited (STO.AX)</u>					
01/07/2022	Opening Balance	2,416.00			17,926.72 DR
04/01/2023	Revaluation - 04/01/2023 @ \$6.960000 (System Price) - 2,416.000000 Units on hand			1,111.36	16,815.36 DR
30/06/2023	Revaluation - 30/06/2023 @ \$7.520000 (System Price) - 2,416.000000 Units on hand		1,352.96		18,168.32 DR
		2,416.00	1,352.96	1,111.36	18,168.32 DR
<u>Super Retail Group Limited (SUL.AX)</u>					
01/07/2022	Opening Balance	1,850.00			15,706.50 DR
04/01/2023	Revaluation - 04/01/2023 @ \$10.960000 (System Price) - 1,850.000000 Units on hand		4,569.50		20,276.00 DR
30/06/2023	Revaluation - 30/06/2023 @ \$11.430000 (System Price) - 1,850.000000 Units on hand		869.50		21,145.50 DR
		1,850.00	5,439.00		21,145.50 DR
<u>Suncorp Group Limited (SUN.AX)</u>					
01/07/2022	Opening Balance	2,300.00			25,254.00 DR
04/01/2023	Revaluation - 04/01/2023 @ \$12.040000 (System Price) - 2,300.000000 Units on hand		2,438.00		27,692.00 DR
28/06/2023	Sale SUN - 1,150 [-1150.000000 SUN - Sale SUN - 1,150]	(1,150.00)		15,228.06	12,463.94 DR
28/06/2023	Unrealised Gain writeback as at 28/06/2023		2,506.99		14,970.93 DR
30/06/2023	Revaluation - 30/06/2023 @ \$13.490000 (System Price) - 1,150.000000 Units on hand		542.57		15,513.50 DR
		1,150.00	5,487.56	15,228.06	15,513.50 DR

Brennan Family Super Fund

General Ledger

As at 30 June 2023

Transaction Date	Description	Units	Debit	Credit	Balance \$
<u>Telstra Corporation Limited. (TLS.AX)</u>					
01/07/2022	Opening Balance	9,300.00			35,805.00 DR
04/01/2023	Revaluation - 04/01/2023 @ \$3.970000 (System Price) - 9,300.000000 Units on hand		1,116.00		36,921.00 DR
30/06/2023	Revaluation - 30/06/2023 @ \$4.300000 (System Price) - 9,300.000000 Units on hand		3,069.00		39,990.00 DR
		9,300.00	4,185.00		39,990.00 DR
<u>Unibail-rodamco-westfield (URW.AX)</u>					
01/07/2022	Opening Balance	2,900.00			10,904.00 DR
21/07/2022	Sale URW - 2,900 [-2900.000000 URW - Sale URW - 2,900]	(2,900.00)		30,459.18	19,555.18 CR
21/07/2022	Unrealised Gain writeback as at 21/07/2022		19,555.18		0.00 DR
		0.00	19,555.18	30,459.18	0.00 DR
<u>Vanguard Ftse Asia Ex Japan Shares Index Etf (VAE.AX)</u>					
01/07/2022	Opening Balance	165.00			11,254.65 DR
04/01/2023	Revaluation - 04/01/2023 @ \$66.440000 (System Price) - 165.000000 Units on hand			292.05	10,962.60 DR
30/06/2023	Revaluation - 30/06/2023 @ \$67.980000 (System Price) - 165.000000 Units on hand		254.10		11,216.70 DR
		165.00	254.10	292.05	11,216.70 DR
<u>Westpac Banking Corporation (WBC.AX)</u>					
01/07/2022	Opening Balance	2,360.00			46,020.00 DR
04/01/2023	Revaluation - 04/01/2023 @ \$23.440000 (System Price) - 2,360.000000 Units on hand		9,298.40		55,318.40 DR
30/06/2023	Revaluation - 30/06/2023 @ \$21.340000 (System Price) - 2,360.000000 Units on hand			4,956.00	50,362.40 DR
		2,360.00	9,298.40	4,956.00	50,362.40 DR
<u>Woodside Energy Group Ltd (WDS.AX)</u>					
01/07/2022	Opening Balance	1,143.00			36,393.12 DR
04/01/2023	Revaluation - 04/01/2023 @ \$34.500000 (System Price) - 1,143.000000 Units on hand		3,040.38		39,433.50 DR
28/06/2023	Sale WDS - 293 [-293.000000 WDS - Sale WDS - 293]	(293.00)		11,683.46	27,750.04 DR
28/06/2023	Unrealised Gain writeback as at 28/06/2023		449.17		28,199.21 DR
30/06/2023	Revaluation - 30/06/2023 @ \$34.440000 (System Price) - 850.000000 Units on hand		1,074.79		29,274.00 DR
		850.00	4,564.34	11,683.46	29,274.00 DR
<u>Whitehaven Coal Limited (WHC.AX)</u>					
01/07/2022	Opening Balance	6,400.00			30,976.00 DR
07/10/2022	Sale WHC - 1,600 [-1600.000000 WHC - Sale WHC - 1,600]	(1,600.00)		8,778.11	22,197.89 DR
07/10/2022	Unrealised Gain writeback as at 07/10/2022			1,558.63	20,639.26 DR
04/01/2023	Revaluation - 04/01/2023 @ \$9.120000 (System Price) - 4,800.000000 Units on hand		23,136.74		43,776.00 DR
30/06/2023	Revaluation - 30/06/2023 @ \$6.710000 (System Price) - 4,800.000000 Units on hand			11,568.00	32,208.00 DR
		4,800.00	23,136.74	21,904.74	32,208.00 DR

Brennan Family Super Fund

General Ledger

As at 30 June 2023

Transaction Date	Description	Units	Debit	Credit	Balance \$
<u>ZIP Co Limited.. (ZIP.AX)</u>					
01/07/2022	Opening Balance	1,700.00			748.00 DR
04/01/2023	Revaluation - 04/01/2023 @ \$0.555000 (System Price) - 1,700.000000 Units on hand		195.50		943.50 DR
28/04/2023	Sale ZIP - 1,700 [-1700.000000 ZIP - Sale ZIP - 1,700]	(1,700.00)		10,105.96	9,162.46 CR
28/04/2023	Unrealised Gain writeback as at 28/04/2023		9,357.96		195.50 DR
30/06/2023	Revaluation - 30/06/2023 @ \$0.000000 - 0.000000 Units on hand			195.50	0.00 DR
		0.00	9,553.46	10,301.46	0.00 DR
Shares in Listed Companies (Overseas) (77700)					
<u>iShares Global Clean Energy ETF (ICLN.NAS)</u>					
01/07/2022	Opening Balance	638.00			17,366.36 DR
		638.00			17,366.36 DR
<u>Ishares S&p 500 Etf (IVV.AX1)</u>					
01/07/2022	Opening Balance	37.00			20,384.41 DR
07/12/2022	518.000000 IVV - iShares S&P 500 ETF Fully Paid Units- Capital Reconstruction	518.00			20,384.41 DR
04/01/2023	Revaluation - 04/01/2023 @ \$37.480000 (System Price) - 555.000000 Units on hand		416.99		20,801.40 DR
30/06/2023	Revaluation - 30/06/2023 @ \$44.450000 (System Price) - 555.000000 Units on hand		3,868.35		24,669.75 DR
		555.00	4,285.34		24,669.75 DR
<u>Betashares Global Robotics And Artificial Intelligence Etf (RBTZ.AX)</u>					
01/07/2022	Opening Balance	1,500.00			13,530.00 DR
04/01/2023	Revaluation - 04/01/2023 @ \$9.250000 (System Price) - 1,500.000000 Units on hand		345.00		13,875.00 DR
30/06/2023	Revaluation - 30/06/2023 @ \$13.010000 (System Price) - 1,500.000000 Units on hand		5,640.00		19,515.00 DR
		1,500.00	5,985.00		19,515.00 DR
<u>Vanguard All-world Ex-us Shares Index Etf (VEU.AX)</u>					
01/07/2022	Opening Balance	340.00			24,626.20 DR
04/01/2023	Revaluation - 04/01/2023 @ \$74.770000 (System Price) - 340.000000 Units on hand		795.60		25,421.80 DR
30/06/2023	Revaluation - 30/06/2023 @ \$81.340000 (System Price) - 340.000000 Units on hand		2,233.80		27,655.60 DR
		340.00	3,029.40		27,655.60 DR
<u>Vanguard Us Total Market Shares Index Etf (VTS.AX)</u>					
01/07/2022	Opening Balance	150.00			41,028.00 DR
04/01/2023	Revaluation - 04/01/2023 @ \$280.040000 (System Price) - 150.000000 Units on hand		978.00		42,006.00 DR
30/06/2023	Revaluation - 30/06/2023 @ \$329.340000 (System Price) - 150.000000 Units on hand		7,395.00		49,401.00 DR
		150.00	8,373.00		49,401.00 DR
Units in Listed Unit Trusts (Australian) (78200)					
<u>Betashares ASIA Technology Tigers Etf (ASIA.AX)</u>					
01/07/2022	Opening Balance	1,940.00			14,550.00 DR

Brennan Family Super Fund

General Ledger

As at 30 June 2023

Transaction Date	Description	Units	Debit	Credit	Balance \$
04/01/2023	Revaluation - 04/01/2023 @ \$7.050000 (System Price) - 1,940.000000 Units on hand			873.00	13,677.00 DR
30/06/2023	Revaluation - 30/06/2023 @ \$7.260000 (System Price) - 1,940.000000 Units on hand		407.40		14,084.40 DR
		1,940.00	407.40	873.00	14,084.40 DR
Dexus Property Group - Units Fully Paid Stapled (DXS.AX)					
28/04/2023	Dexus Stapled Security - On Market Purchase - 1,920 securities [1920.000000 DXS - Dexus Stapled Security - On Market Purchase - 1,920 securities]	1,920.00	15,043.68		15,043.68 DR
30/06/2023	Revaluation - 30/06/2023 @ \$7.800000 (System Price) - 1,920.000000 Units on hand			67.68	14,976.00 DR
		1,920.00	15,043.68	67.68	14,976.00 DR
Income Tax Payable/Refundable (85000)					
<u>Income Tax Payable/Refundable (85000)</u>					
01/07/2022	Opening Balance				21,441.55 DR
29/03/2023	Deposit ATO ATO006000017698303			21,441.55	0.00 DR
30/06/2023	Create Entries - Franking Credits Adjustment - 30/06/2023		19,802.12		19,802.12 DR
			19,802.12	21,441.55	19,802.12 DR
Investment Movement Data Clearing Account (94910)					
<u>Investment Movement Data Clearing Account (94910)</u>					
07/12/2022	518.000000 IVV - iShares S&P 500 ETF Fully Paid Units- Capital Reconstruction				0.00 DR
			0.00		0.00 DR
Total Debits:		1,236,397.15			
Total Credits:			1,236,397.15		

Brennan Family Super Fund
Statement of Financial Position

As at 30 June 2023

	Note	2023 \$	2022 \$
Assets			
Investments			
Shares in Listed Companies (Australian)	2	921,382.09	883,868.35
Shares in Listed Companies (Overseas)	3	138,607.71	116,934.97
Units in Listed Unit Trusts (Australian)	4	29,060.40	14,550.00
Total Investments		<u>1,089,050.20</u>	<u>1,015,353.32</u>
Other Assets			
Distributions Receivable		1,426.23	2,282.38
Morgans Cash Acc		78,728.09	65,422.70
Income Tax Refundable		19,802.12	21,441.55
Total Other Assets		<u>99,956.44</u>	<u>89,146.63</u>
Total Assets		<u>1,189,006.64</u>	<u>1,104,499.95</u>
Net assets available to pay benefits		<u>1,189,006.64</u>	<u>1,104,499.95</u>
Represented by:			
Liability for accrued benefits allocated to members' accounts			
	6, 7		
Brennan, Micheal Arthur - Pension (Pension)		386,560.96	411,674.66
Brennan, Micheal Arthur - Pension (Pension No. 2)		291,083.02	251,308.43
Brennan, Micheal Arthur - Pension (Account Based Pension 4)		459,030.86	396,337.15
Brennan, Micheal Arthur - Pension (Account Based Pension 4)		52,331.80	45,179.71
Total Liability for accrued benefits allocated to members' accounts		<u>1,189,006.64</u>	<u>1,104,499.95</u>

The accompanying notes form part of these financial statements.

Refer to compilation report

Brennan Family Super Fund
Operating Statement
For the year ended 30 June 2023

	Note	2023 \$	2022 \$
Income			
Investment Income			
Trust Distributions	10	3,320.90	4,000.20
Dividends Received	9	48,744.97	54,078.99
Interest Received		849.20	126.56
Investment Gains			
Changes in Market Values	11	131,609.09	(55,819.51)
Total Income		<u>184,524.16</u>	<u>2,386.24</u>
Expenses			
Accountancy Fees		2,405.00	2,295.00
ATO Supervisory Levy		259.00	518.00
Auditor's Remuneration		330.00	330.00
ASIC Fees		59.00	56.00
Investment expenses		7,766.59	7,874.13
		<u>10,819.59</u>	<u>11,073.13</u>
Member Payments			
Pensions Paid		109,000.00	48,000.00
Total Expenses		<u>119,819.59</u>	<u>59,073.13</u>
Benefits accrued as a result of operations before income tax			
		<u>64,704.57</u>	<u>(56,686.89)</u>
Income Tax Expense	12	(19,802.12)	(21,441.55)
Benefits accrued as a result of operations		<u>84,506.69</u>	<u>(35,245.34)</u>

The accompanying notes form part of these financial statements.

Refer to compilation report