

Options: Not summarised, Excluding NIL Balances
From 01/07/2021 To 30/06/2022

Client Code: HOL901

Last Year	Account	Description	Debit	Credit
	197	Managed fund distributions		
(74490.88)	19750	Netwealth managed portfolio		70540.13
	198	Dividends received		
-	19802	Netwealth managed portfolio		1249.13
	199	Interest received		
(291.30)	19901	Netwealth Managed Portfolio		422.61
(135.28)	19902	Macquarie CMT		55.53
	204	Changes in net market values of other assets		
(243896.06)	20404	Managed funds	278071.18	
(8559.08)	20434	Managed funds		5413.02
4422.00	301	Administration costs	2750.00	
3583.69	344	Adviser fees	7863.34	
314.00	364	Filing fees	259.00	
	550	SUPERANNUATION FUND		
(319052.91)	55002	Profit Earned This Year	-	
319052.91	55003	Distribution to Members		211263.10
	551	KEITH HOLLEBONE		
(1361647.89)	55101	Balance at beginning of year		1590483.57
(315368.34)	55102	Allocated earnings	208685.80	
(4236.63)	55105	Income tax expense on earnings		9635.10
769.29	55111	Superannuation contributions surcharge	-	
90000.00	55115	Benefits paid during year	90000.00	
	552	HELEN BAXTER		
(15908.66)	55201	Balance at beginning of year		19642.73
(3684.57)	55202	Allocated earnings	2577.30	
(49.50)	55205	Income tax expense on earnings		118.99
108667.04	680	Cash at bank	19999.70	
70353.58	681	Netwealth portfolio account	67487.78	
	789	Interest bearing securities		
-	78910	ANZ cap notes 4 - 20/03/2026	38767.50	
39905.92	78940	Pendall fixed interest fund	-	
68428.97	78945	Pimco australian bond fund	20541.31	
29460.62	78950	Principal global credit opportunities fund	39387.40	
-	78960	Perpetual pure credit alpha fund	44889.01	
	790	Property securities		
113537.71	79010	APN ariet fund	65767.95	
106102.60	79060	SGH property income fund	68332.31	
-	79070	Vanguard property securities fund	63869.19	
108760.87	79080	Zurich property securities fund	65698.03	

From First to Last by Account
Options: Not summarised, Excluding NIL Balances
Client Code: HOL901 From 01/07/2021 To 30/06/2022

Last Year	Account	Description	Debit	Credit
	791	Small Cap Domestic Equities		
72060.88	79110	Aberdeen australian small companies fund	44720.73	
-	79130	Hyperion small growth fund	33491.58	
69722.18	79150	Pengana emerging companies fund	45153.97	
83649.23	79160	SGH emerging companies fund	37707.80	
	795	Large Cap Domestic Equities		
-	79505	Alphinity sustainable share fund	73894.08	
85019.26	79510	Bennelong aust equity fund	54528.84	
77694.53	79530	Dimensional aust value trust	81347.52	
-	79535	Hyperion aust growth fund	32314.23	
73347.91	79540	MBA aust share fund	82466.99	
81078.74	79560	Platypus aust equity fund	53128.15	
189413.94	79570	Schroder aust equity fund	91583.77	
	796	International Equities		
22840.13	79610	Arrowstreet global equity fund (hedged)	24633.43	
61851.04	79630	Hyperion global growth fund	58943.95	
60383.98	79640	Magellan high conviction fund	30391.16	
55119.57	79665	Platinum international fund (unhedged)	23092.34	
28441.47	79670	Walter Scott global equity fund (hedged)	23726.92	
-	79690	Zurich global growth fund (unhedged)	22997.56	
4286.13	904	Provision for income tax	9754.09	
	999	Jobstream Selection Account		
22.00	99901	Jobstream Selection Account	22.00	
(22.00)	99999	Clearing balance		22.00
		Total	1908845.91	1908845.91

NET LOSS THIS YEAR 211263.10
NET PROFIT LAST YEAR 319052.91

No. of Accounts: 50
No. of Entries: 118

Client Code: HOL901
From First to Last by Account
From 01/07/2021 To 30/06/2022

Date	Type Gp	Ref.	Debit	Credit	Balance
197	Managed fund distributions				
19750	Netwealth managed portfolio				
LY Closing Balance					(74490.88)
30/06/2022	Jnl	2		70540.13	(70540.13)
			netwealth transactions for the year		
Closing Balance			0.00	70540.13	(70540.13)
198	Dividends received				
19802	Netwealth managed portfolio				
LY Closing Balance					0.00
30/06/2022	Jnl	2		1249.13	(1249.13)
			netwealth transactions for the year		
Closing Balance			0.00	1249.13	(1249.13)
199	Interest received				
19901	Netwealth Managed Portfolio				
LY Closing Balance					(291.30)
30/06/2022	Jnl	2		3.69	(3.69)
			netwealth transactions for the year		
30/06/2022	Jnl	2		418.92	(422.61)
			netwealth transactions for the year		
Closing Balance			0.00	422.61	(422.61)
19902	Macquarie CMT				
LY Closing Balance					(135.28)
30/06/2022	Jnl	1		55.53	(55.53)
			mbl cash receipts & pmts for the year		
Closing Balance			0.00	55.53	(55.53)
204	Changes in net market values of other assets				
20404	Managed funds				
LY Closing Balance					(243896.06)
30/06/2022	Jnl	4	278071.18		278071.18
			revaluation of investments to market value at year end		
Closing Balance			278071.18	0.00	278071.18
20434	Managed funds				
LY Closing Balance					(8559.08)
30/06/2022	Jnl	3		5413.02	(5413.02)
			profit on disposal of investments during the year		
Closing Balance			0.00	5413.02	(5413.02)

Client Code: HOL901
From First to Last by Account
From 01/07/2021 To 30/06/2022

Date	Type	Gp	Ref.	Debit	Credit	Balance
301 Administration costs						
						LY Closing Balance 4422.00
30/06/2022	Jnl		1	2750.00		2750.00
				mbl cash receipts & pmts for the year		
				Closing Balance 2750.00	0.00	2750.00
344 Adviser fees						
						LY Closing Balance 3583.69
30/06/2022	Jnl		2	7863.33		7863.33
				netwealth transactions for the year		
30/06/2022	Jnl		2	0.01		7863.34
				netwealth transactions for the year		
				Closing Balance 7863.34	0.00	7863.34
364 Filing fees						
						LY Closing Balance 314.00
30/06/2022	Jnl		1	259.00		259.00
				mbl cash receipts & pmts for the year		
				Closing Balance 259.00	0.00	259.00
550 SUPERANNUATION FUND						
55001 Unallocated Benefits Brought Forward						
						Opening Balance 0.00
01/07/2021	Jnl				319052.91	(319052.91)
				Year end balance forward		
01/07/2021	Jnl			319052.91		0.00
				Year end balance forward		
				Closing Balance 319052.91	319052.91	0.00
55002 Profit Earned This Year						
						Opening Balance (319052.91)
01/07/2021	Jnl			319052.91		0.00
				Year end balance forward : Profit distribution		
				Closing Balance 319052.91	0.00	0.00
55003 Distribution to Members						
						Opening Balance 319052.91
01/07/2021	Jnl				319052.91	0.00
				Year end balance forward		
30/06/2022	Jnl		5		211263.10	(211263.10)
				allocation of net earnings to members for the year		
				Closing Balance 0.00	530316.01	(211263.10)

Client Code: HOL901
From First to Last by Account
From 01/07/2021 To 30/06/2022

Date	Type	Gp	Ref.	Debit	Credit	Balance
551	KEITH HOLLEBONE					
55101	Balance at beginning of year					
	Opening Balance					(1361647.89)
01/07/2021	Jnl				315368.34	(1677016.23)
	Year end balance forward					
01/07/2021	Jnl				4236.63	(1681252.86)
	Year end balance forward					
01/07/2021	Jnl			769.29		(1680483.57)
	Year end balance forward					
01/07/2021	Jnl			90000.00		(1590483.57)
	Year end balance forward					
	Closing Balance			90769.29	319604.97	(1590483.57)
55102	Allocated earnings					
	Opening Balance					(315368.34)
01/07/2021	Jnl			315368.34		0.00
	Year end balance forward					
30/06/2022	Jnl		5	208685.80		208685.80
	allocation of net earnings to members for the year					
	Closing Balance			524054.14	0.00	208685.80
55105	Income tax expense on earnings					
	Opening Balance					(4236.63)
01/07/2021	Jnl			4236.63		0.00
	Year end balance forward					
30/06/2022	Jnl		6		9635.10	(9635.10)
	tax expense for the year					
	Closing Balance			4236.63	9635.10	(9635.10)
55111	Superannuation contributions surcharge					
	Opening Balance					769.29
01/07/2021	Jnl				769.29	0.00
	Year end balance forward					
	Closing Balance			0.00	769.29	0.00
55115	Benefits paid during year					
	Opening Balance					90000.00
01/07/2021	Jnl				90000.00	0.00
	Year end balance forward					
30/06/2022	Jnl		1	90000.00		90000.00
	mbl cash receipts & pmts for the year					
	Closing Balance			90000.00	90000.00	90000.00
552	HELEN BAXTER					

Client Code: HOL901
From First to Last by Account
From 01/07/2021 To 30/06/2022

Date	Type Gp	Ref.	Debit	Credit	Balance
55201	Balance at beginning of year				
					Opening Balance (15908.66)
01/07/2021	Jnl			3684.57	(19593.23)
					Year end balance forward
01/07/2021	Jnl			49.50	(19642.73)
					Year end balance forward
			Closing Balance 0.00	3734.07	(19642.73)
55202	Allocated earnings				
					Opening Balance (3684.57)
01/07/2021	Jnl		3684.57		0.00
					Year end balance forward
30/06/2022	Jnl	5	2577.30		2577.30
					allocation of net earnings to members for the year
			Closing Balance 6261.87	0.00	2577.30
55205	Income tax expense on earnings				
					Opening Balance (49.50)
01/07/2021	Jnl		49.50		0.00
					Year end balance forward
30/06/2022	Jnl	6		118.99	(118.99)
					tax expense for the year
			Closing Balance 49.50	118.99	(118.99)
680	Cash at bank				
					Opening Balance 108667.04
30/06/2022	Jnl	1		88667.34	19999.70
					mbl cash receipts & pmts for the year
			Closing Balance 0.00	88667.34	19999.70
681	Netwealth portfolio account				
					Opening Balance 70353.58
30/06/2022	Jnl	2		2865.80	67487.78
					netwealth transactions for the year
			Closing Balance 0.00	2865.80	67487.78
789	Interest bearing securities				
78910	ANZ cap notes 4 - 20/03/2026				
					Opening Balance 0.00
30/06/2022	Jnl	2	40078.47		40078.47
					netwealth transactions for the year
30/06/2022	Jnl	4		1310.97	38767.50
					revaluation of investments to market value at year end
			Closing Balance 40078.47	1310.97	38767.50

Client Code: HOL901 From First to Last by Account
From 01/07/2021 To 30/06/2022

Date	Type Gp	Ref.	Debit	Credit	Balance
790	Property securities				
79010	APN ariet fund				
	Opening Balance				113537.71
30/06/2022	Jnl	2		30000.00	83537.71
	netwealth transactions for the year				
30/06/2022	Jnl	2		6000.00	77537.71
	netwealth transactions for the year				
30/06/2022	Jnl	3		3106.90	74430.81
	profit on disposal of investments during the year				
30/06/2022	Jnl	4		8662.86	65767.95
	revaluation of investments to market value at year end				
	Closing Balance		0.00	47769.76	65767.95
79060	SGH property income fund				
	Opening Balance				106102.60
30/06/2022	Jnl	2		28000.00	78102.60
	netwealth transactions for the year				
30/06/2022	Jnl	2		6000.00	72102.60
	netwealth transactions for the year				
30/06/2022	Jnl	3		4281.93	67820.67
	profit on disposal of investments during the year				
30/06/2022	Jnl	4	511.64		68332.31
	revaluation of investments to market value at year end				
	Closing Balance		511.64	38281.93	68332.31
79070	Vanguard property securities fund				
	Opening Balance				0.00
30/06/2022	Jnl	2	80000.00		80000.00
	netwealth transactions for the year				
30/06/2022	Jnl	4		16130.81	63869.19
	revaluation of investments to market value at year end				
	Closing Balance		80000.00	16130.81	63869.19
79080	Zurich property securities fund				
	Opening Balance				108760.87
30/06/2022	Jnl	2		28000.00	80760.87
	netwealth transactions for the year				
30/06/2022	Jnl	2		6000.00	74760.87
	netwealth transactions for the year				
30/06/2022	Jnl	3		1851.64	72909.23
	profit on disposal of investments during the year				
30/06/2022	Jnl	4		7211.20	65698.03
	revaluation of investments to market value at year end				

Client Code: HOL901 From First to Last by Account
From 01/07/2021 To 30/06/2022

Date	Type	Gp	Ref.	Debit	Credit	Balance
Closing Balance				0.00	43062.84	65698.03
791						Small Cap Domestic Equities
79110						Aberdeen australian small companies fund
Opening Balance						72060.88
30/06/2022	Jnl		2		12000.00	60060.88
						netwealth transactions for the year
30/06/2022	Jnl		3	682.58		60743.46
						profit on disposal of investments during the year
30/06/2022	Jnl		4		16022.73	44720.73
						revaluation of investments to market value at year end
Closing Balance				682.58	28022.73	44720.73
79130						Hyperion small growth fund
Opening Balance						0.00
30/06/2022	Jnl		2	60000.00		60000.00
						netwealth transactions for the year
30/06/2022	Jnl		4		26508.42	33491.58
						revaluation of investments to market value at year end
Closing Balance				60000.00	26508.42	33491.58
79150						Pengana emerging companies fund
Opening Balance						69722.18
30/06/2022	Jnl		2		9000.00	60722.18
						netwealth transactions for the year
30/06/2022	Jnl		3	1127.42		61849.60
						profit on disposal of investments during the year
30/06/2022	Jnl		4		16695.63	45153.97
						revaluation of investments to market value at year end
Closing Balance				1127.42	25695.63	45153.97
79160						SGH emerging companies fund
Opening Balance						83649.23
30/06/2022	Jnl		2		23000.00	60649.23
						netwealth transactions for the year
30/06/2022	Jnl		2		10000.00	50649.23
						netwealth transactions for the year
30/06/2022	Jnl		3	7685.12		58334.35
						profit on disposal of investments during the year
30/06/2022	Jnl		4		20626.55	37707.80
						revaluation of investments to market value at year end
Closing Balance				7685.12	53626.55	37707.80

Client Code: HOL901 From First to Last by Account
From 01/07/2021 To 30/06/2022

Date	Type	Gp	Ref.	Debit	Credit	Balance
795	Large Cap Domestic Equities					
79505	Alphinity sustainable share fund					
	Opening Balance					0.00
30/06/2022	Jnl		2	80000.00		80000.00
	netwealth transactions for the year					
30/06/2022	Jnl		2	10000.00		90000.00
	netwealth transactions for the year					
30/06/2022	Jnl		4		16105.92	73894.08
	revaluation of investments to market value at year end					
	Closing Balance			90000.00	16105.92	73894.08
79510	Bennelong aust equity fund					
	Opening Balance					85019.26
30/06/2022	Jnl		2		12000.00	73019.26
	netwealth transactions for the year					
30/06/2022	Jnl		3	1565.73		74584.99
	profit on disposal of investments during the year					
30/06/2022	Jnl		4		20056.15	54528.84
	revaluation of investments to market value at year end					
	Closing Balance			1565.73	32056.15	54528.84
79530	Dimensional aust value trust					
	Opening Balance					77694.53
30/06/2022	Jnl		2	12500.00		90194.53
	netwealth transactions for the year					
30/06/2022	Jnl		4		8847.01	81347.52
	revaluation of investments to market value at year end					
	Closing Balance			12500.00	8847.01	81347.52
79535	Hyperion aust growth fund					
	Opening Balance					0.00
30/06/2022	Jnl		2	40000.00		40000.00
	netwealth transactions for the year					
30/06/2022	Jnl		2	10000.00		50000.00
	netwealth transactions for the year					
30/06/2022	Jnl		4		17685.77	32314.23
	revaluation of investments to market value at year end					
	Closing Balance			50000.00	17685.77	32314.23

Client Code: HOL901
From First to Last by Account
From 01/07/2021 To 30/06/2022

Date	Type	Gp	Ref.	Debit	Credit	Balance
79540 MBA aust share fund						
Opening Balance						73347.91
30/06/2022	Jnl		2	5000.00		78347.91
netwealth transactions for the year						
30/06/2022	Jnl		2	10000.00		88347.91
netwealth transactions for the year						
30/06/2022	Jnl		4		5880.92	82466.99
revaluation of investments to market value at year end						
Closing Balance				15000.00	5880.92	82466.99
79560 Platypus aust equity fund						
Opening Balance						81078.74
30/06/2022	Jnl		2		8000.00	73078.74
netwealth transactions for the year						
30/06/2022	Jnl		3	661.43		73740.17
profit on disposal of investments during the year						
30/06/2022	Jnl		4		20612.02	53128.15
revaluation of investments to market value at year end						
Closing Balance				661.43	28612.02	53128.15
79570 Schroder aust equity fund						
Opening Balance						189413.94
30/06/2022	Jnl		2		100000.00	89413.94
netwealth transactions for the year						
30/06/2022	Jnl		3	3385.58		92799.52
profit on disposal of investments during the year						
30/06/2022	Jnl		4		1215.75	91583.77
revaluation of investments to market value at year end						
Closing Balance				3385.58	101215.75	91583.77
796 International Equities						
79610 Arrowstreet global equity fund (hedged)						
Opening Balance						22840.13
30/06/2022	Jnl		2	8000.00		30840.13
netwealth transactions for the year						
30/06/2022	Jnl		2		2000.00	28840.13
netwealth transactions for the year						
30/06/2022	Jnl		3		496.48	28343.65
profit on disposal of investments during the year						
30/06/2022	Jnl		4		3710.22	24633.43
revaluation of investments to market value at year end						
Closing Balance				8000.00	6206.70	24633.43

Client Code: HOL901 From First to Last by Account
From 01/07/2021 To 30/06/2022

Date	Type Gp	Ref.	Debit	Credit	Balance
79630 Hyperion global growth fund					
					Opening Balance
					61851.04
30/06/2022	Jnl	2	20000.00		81851.04
					netwealth transactions for the year
30/06/2022	Jnl	2	6000.00		87851.04
					netwealth transactions for the year
30/06/2022	Jnl	4		28907.09	58943.95
					revaluation of investments to market value at year end
					Closing Balance
			26000.00	28907.09	58943.95
79640 Magellan high conviction fund					
					Opening Balance
					60383.98
30/06/2022	Jnl	2		20000.00	40383.98
					netwealth transactions for the year
30/06/2022	Jnl	3	2867.11		43251.09
					profit on disposal of investments during the year
30/06/2022	Jnl	4		12859.93	30391.16
					revaluation of investments to market value at year end
					Closing Balance
			2867.11	32859.93	30391.16
79665 Platinum international fund (unhedged)					
					Opening Balance
					55119.57
30/06/2022	Jnl	2		25000.00	30119.57
					netwealth transactions for the year
30/06/2022	Jnl	3		203.82	29915.75
					profit on disposal of investments during the year
30/06/2022	Jnl	4		6823.41	23092.34
					revaluation of investments to market value at year end
					Closing Balance
			0.00	32027.23	23092.34
79670 Walter Scott global equity fund (hedged)					
					Opening Balance
					28441.47
30/06/2022	Jnl	2	2000.00		30441.47
					netwealth transactions for the year
30/06/2022	Jnl	2		2000.00	28441.47
					netwealth transactions for the year
30/06/2022	Jnl	3		98.23	28343.24
					profit on disposal of investments during the year
30/06/2022	Jnl	4		4616.32	23726.92
					revaluation of investments to market value at year end
					Closing Balance
			2000.00	6714.55	23726.92

Client Code: HOL901
From First to Last by Account
From 01/07/2021 To 30/06/2022

Date	Type	Gp	Ref.	Debit	Credit	Balance
79690	Zurich global growth fund (unhedged)					
Opening Balance						0.00
30/06/2022	Jnl		2	30000.00		30000.00
				netwealth transactions for the year		
30/06/2022	Jnl		4		7002.44	22997.56
				revaluation of investments to market value at year end		
Closing Balance				30000.00	7002.44	22997.56
904	Provision for income tax					
Opening Balance						4286.13
30/06/2022	Jnl		1		4286.13	0.00
				mbl cash receipts & pmts for the year		
30/06/2022	Jnl		6	9754.09		9754.09
				tax expense for the year		
Closing Balance				9754.09	4286.13	9754.09
999	Jobstream Selection Account					
99901	Jobstream Selection Account					
Opening Balance						22.00
Closing Balance				0.00	0.00	22.00
99999	Clearing balance					
Opening Balance						(22.00)
Closing Balance				0.00	0.00	(22.00)
	Debits				2153396.83	
	Credits				2153396.83	
	No. of Accounts				51.00	
	No. of Entries				118.00	

Client Code: HOL901

Date	Type	Grp	Ref	Account	Description	Amount	Bal2	Narration
01/07/2021	Jnl			55002	Profit Earned This Year	319052.91	-	Year end balance forward : Profit distribution
01/07/2021	Jnl			55001	Unallocated Benefits Brought Forward	(319052.91)	-	Year end balance forward
01/07/2021	Jnl			55003	Distribution to Members	(319052.91)	-	Year end balance forward
01/07/2021	Jnl			55001	Unallocated Benefits Brought Forward	319052.91	-	Year end balance forward
01/07/2021	Jnl			55102	Allocated earnings	315368.34	-	Year end balance forward
01/07/2021	Jnl			55101	Balance at beginning of year	(315368.34)	-	Year end balance forward
01/07/2021	Jnl			55105	Income tax expense on earnings	4236.63	-	Year end balance forward
01/07/2021	Jnl			55101	Balance at beginning of year	(4236.63)	-	Year end balance forward
01/07/2021	Jnl			55111	Superannuation contributions surcharge	(769.29)	-	Year end balance forward
01/07/2021	Jnl			55101	Balance at beginning of year	769.29	-	Year end balance forward
01/07/2021	Jnl			55115	Benefits paid during year	(90000.00)	-	Year end balance forward
01/07/2021	Jnl			55101	Balance at beginning of year	90000.00	-	Year end balance forward
01/07/2021	Jnl			55202	Allocated earnings	3684.57	-	Year end balance forward
01/07/2021	Jnl			55201	Balance at beginning of year	(3684.57)	-	Year end balance forward
01/07/2021	Jnl			55205	Income tax expense on earnings	49.50	-	Year end balance forward
01/07/2021	Jnl			55201	Balance at beginning of year	(49.50)	-	Year end balance forward
30/06/2022	Jnl		1	680	Cash at bank	(88667.34)	-	Year end balance forward
30/06/2022	Jnl		1	55115	Benefits paid during year	90000.00	-	Year end balance forward
30/06/2022	Jnl		1	301	Administration costs	2750.00	-	Year end balance forward
30/06/2022	Jnl		1	904	Provision for income tax	(4286.13)	-	Year end balance forward
30/06/2022	Jnl		1	364	Filing fees	259.00	-	Year end balance forward

Client Code: HOL901

Date	Type	Grp	Ref	Account	Description	Amount	Bal2	Narration
30/06/2022	Jnl		1	19902	Macquarie CMT	(55.53)	-	the year mbl cash receipts & prmts for the year
30/06/2022	Jnl		2	681	Netwealth portfolio account	(2865.80)	-	netwealth transactions for the year
30/06/2022	Jnl		2	78940	Pendall fixed interest fund	(40414.24)	-	netwealth transactions for the year
30/06/2022	Jnl		2	78910	ANZ cap notes 4 - 20/03/2026	40078.47	-	netwealth transactions for the year
30/06/2022	Jnl		2	78940	Pendall fixed interest fund	50.10	-	netwealth transactions for the year
30/06/2022	Jnl		2	79010	APN ariet fund	(30000.00)	-	netwealth transactions for the year
30/06/2022	Jnl		2	79560	Platypus aust equity fund	(8000.00)	-	netwealth transactions for the year
30/06/2022	Jnl		2	79510	Bennelong aust equity fund	(12000.00)	-	netwealth transactions for the year
30/06/2022	Jnl		2	79110	Aberdeen australian small companies fund	(12000.00)	-	netwealth transactions for the year
30/06/2022	Jnl		2	78945	Pimco australian bond fund	(28000.00)	-	netwealth transactions for the year
30/06/2022	Jnl		2	79160	SGH emerging companies fund	(23000.00)	-	netwealth transactions for the year
30/06/2022	Jnl		2	79060	SGH property income fund	(28000.00)	-	netwealth transactions for the year
30/06/2022	Jnl		2	79640	Magellan high conviction fund	(20000.00)	-	netwealth transactions for the year
30/06/2022	Jnl		2	79150	Pengana emerging companies fund	(9000.00)	-	netwealth transactions for the year
30/06/2022	Jnl		2	78960	Perpetual pure credit alpha fund	40000.00	-	netwealth transactions for the year

Client Code: HOL901

Date	Type	Grp	Ref	Account	Description	Amount	Bal2	Narration
30/06/2022	Jnl		2	78950	Principal global credit opportunities fund	10000.00	-	netwealth transactions for the year
30/06/2022	Jnl		2	79665	Platinum international fund (unhedged)	(25000.00)	-	netwealth transactions for the year
30/06/2022	Jnl		2	79570	Schroder aust equity fund	(100000.00)	-	netwealth transactions for the year
30/06/2022	Jnl		2	79080	Zurich property securities fund	(28000.00)	-	netwealth transactions for the year
30/06/2022	Jnl		2	79610	Arrowstreet global equity fund (hedged)	8000.00	-	netwealth transactions for the year
30/06/2022	Jnl		2	79670	Walter Scott global equity fund (hedged)	2000.00	-	netwealth transactions for the year
30/06/2022	Jnl		2	79540	MBA aust share fund	5000.00	-	netwealth transactions for the year
30/06/2022	Jnl		2	79530	Dimensional aust value trust	12500.00	-	netwealth transactions for the year
30/06/2022	Jnl		2	79505	Alphinity sustainable share fund	80000.00	-	netwealth transactions for the year
30/06/2022	Jnl		2	79070	Vanguard property securities fund	80000.00	-	netwealth transactions for the year
30/06/2022	Jnl		2	79690	Zurich global growth fund (unhedged)	30000.00	-	netwealth transactions for the year
30/06/2022	Jnl		2	79535	Hyperion aust growth fund	40000.00	-	netwealth transactions for the year
30/06/2022	Jnl		2	79130	Hyperion small growth fund	60000.00	-	netwealth transactions for the year
30/06/2022	Jnl		2	79630	Hyperion global growth fund	20000.00	-	netwealth transactions for the year

Client Code: HOL901

Date	Type	Grp	Ref	Account	Description	Amount	Bal2	Narration
30/06/2022	Jnl		2	79010	APN ariet fund	(6000.00)	-	year netwealth transactions for the year
30/06/2022	Jnl		2	78945	Pimco australian bond fund	(17000.00)	-	netwealth transactions for the year
30/06/2022	Jnl		2	79160	SGH emerging companies fund	(10000.00)	-	netwealth transactions for the year
30/06/2022	Jnl		2	79060	SGH property income fund	(6000.00)	-	netwealth transactions for the year
30/06/2022	Jnl		2	79610	Arrowstreet global equity fund (hedged)	(2000.00)	-	netwealth transactions for the year
30/06/2022	Jnl		2	79670	Walter Scott global equity fund (hedged)	(2000.00)	-	netwealth transactions for the year
30/06/2022	Jnl		2	78960	Perpetual pure credit alpha fund	8000.00	-	netwealth transactions for the year
30/06/2022	Jnl		2	78950	Principal global credit opportunities fund	8000.00	-	netwealth transactions for the year
30/06/2022	Jnl		2	79080	Zurich property securities fund	(6000.00)	-	netwealth transactions for the year
30/06/2022	Jnl		2	79540	MBA aust share fund	10000.00	-	netwealth transactions for the year
30/06/2022	Jnl		2	79505	Alphinity sustainable share fund	10000.00	-	netwealth transactions for the year
30/06/2022	Jnl		2	79535	Hyperion aust growth fund	10000.00	-	netwealth transactions for the year
30/06/2022	Jnl		2	79630	Hyperion global growth fund	6000.00	-	netwealth transactions for the year
30/06/2022	Jnl		2	19901	Netwealth Managed Portfolio	(3.69)	-	netwealth transactions for the year
30/06/2022	Jnl		2	19901	Netwealth Managed		-	netwealth transactions for the year

Client Code: HOL901

Date	Type	Grp	Ref	Account	Description	Amount	Bal2	Narration
30/06/2022	Jnl		2	19802	Portfolio	(418.92)	-	netwealth transactions for the year
30/06/2022	Jnl		2	344	Netwealth managed portfolio	(1249.13)	-	netwealth transactions for the year
30/06/2022	Jnl		2	19750	Adviser fees	7863.33	-	netwealth transactions for the year
30/06/2022	Jnl		2	344	Netwealth managed portfolio	(70540.13)	-	netwealth transactions for the year
30/06/2022	Jnl		2	344	Adviser fees	0.01	-	netwealth transactions for the year
30/06/2022	Jnl		3	79110	Aberdeen australian small companies fund	682.58	-	profit on disposal of investments during the year
30/06/2022	Jnl		3	79010	APN ariet fund	(3106.90)	-	profit on disposal of investments during the year
30/06/2022	Jnl		3	79610	Arrowstreet global equity fund (hedged)	(496.48)	-	profit on disposal of investments during the year
30/06/2022	Jnl		3	79510	Bennelong aust equity fund	1565.73	-	profit on disposal of investments during the year
30/06/2022	Jnl		3	79640	Magellan high conviction fund	2867.11	-	profit on disposal of investments during the year
30/06/2022	Jnl		3	78940	Pendall fixed interest fund	(2585.76)	-	profit on disposal of investments during the year
30/06/2022	Jnl		3	79150	Pengana emerging companies fund	1127.42	-	profit on disposal of investments during the year
30/06/2022	Jnl		3	78945	Pimco australian bond fund	62.81	-	profit on disposal of investments during the year
30/06/2022	Jnl		3	79665	Platinum international fund (unhedged)	(203.82)	-	profit on disposal of investments during the year
30/06/2022	Jnl		3	79560	Platypus aust equity fund	661.43	-	profit on disposal of investments during the year
30/06/2022	Jnl		3	79570	Schroder aust		-	

Client Code: HOL901

Date	Type	Grp	Ref	Account	Description	Amount	Bal2	Narration
30/06/2022	Jnl		3	79160	equity fund	3385.58	-	profit on disposal of investments during the year
					SGH emerging companies fund	7685.12	-	profit on disposal of investments during the year
30/06/2022	Jnl		3	79060	SGH property income fund	(4281.93)	-	profit on disposal of investments during the year
30/06/2022	Jnl		3	79670	Walter Scott global equity fund (hedged)	(98.23)	-	profit on disposal of investments during the year
30/06/2022	Jnl		3	79080	Zurich property securities fund	(1851.64)	-	profit on disposal of investments during the year
30/06/2022	Jnl		3	20434	Managed funds	(5413.02)	-	profit on disposal of investments during the year
30/06/2022	Jnl		4	79110	Aberdeen australian small companies fund	(16022.73)	-	revaluation of investments to market value at year end
30/06/2022	Jnl		4	78940	Pendall fixed interest fund	3043.98	-	revaluation of investments to market value at year end
30/06/2022	Jnl		4	79505	Alphinity sustainable share fund	(16105.92)	-	revaluation of investments to market value at year end
30/06/2022	Jnl		4	78910	ANZ cap notes 4 - 20/03/2026	(1310.97)	-	revaluation of investments to market value at year end
30/06/2022	Jnl		4	79010	APN ariet fund	(8662.86)	-	revaluation of investments to market value at year end
30/06/2022	Jnl		4	79610	Arrowstreet global equity fund (hedged)	(3710.22)	-	revaluation of investments to market value at year end
30/06/2022	Jnl		4	79510	Bennelong aust equity fund	(20056.15)	-	revaluation of investments to market value at year end
30/06/2022	Jnl		4	79530	Dimensional aust value trust	(8847.01)	-	revaluation of investments to market value at year end
30/06/2022	Jnl		4	79535	Hyperion aust growth fund	(17685.77)	-	revaluation of investments to market value at year end
30/06/2022	Jnl		4	79630	Hyperion global		-	

Client Code: HOL901

Date	Type	Grp	Ref	Account	Description	Amount	Bal2	Narration
30/06/2022	Jnl	4	4	79130	growth fund	(28907.09)	-	revaluation of investments to market value at year end
30/06/2022	Jnl	4	4	79130	Hyperion small growth fund	(26508.42)	-	revaluation of investments to market value at year end
30/06/2022	Jnl	4	4	79640	Magellan high conviction fund	(12859.93)	-	revaluation of investments to market value at year end
30/06/2022	Jnl	4	4	79540	MBA aust share fund	(5880.92)	-	revaluation of investments to market value at year end
30/06/2022	Jnl	4	4	79150	Pengana emerging companies fund	(16695.63)	-	revaluation of investments to market value at year end
30/06/2022	Jnl	4	4	78960	Perpetual pure credit alpha fund	(3110.99)	-	revaluation of investments to market value at year end
30/06/2022	Jnl	4	4	78945	Pimco australian bond fund	(2950.47)	-	revaluation of investments to market value at year end
30/06/2022	Jnl	4	4	79665	Platinum international fund (unhedged)	(6823.41)	-	revaluation of investments to market value at year end
30/06/2022	Jnl	4	4	79560	Platypus aust equity fund	(20612.02)	-	revaluation of investments to market value at year end
30/06/2022	Jnl	4	4	78950	Principal global credit opportunities fund	(8073.22)	-	revaluation of investments to market value at year end
30/06/2022	Jnl	4	4	79570	Schroder aust equity fund	(1215.75)	-	revaluation of investments to market value at year end
30/06/2022	Jnl	4	4	79160	SGH emerging companies fund	(20626.55)	-	revaluation of investments to market value at year end
30/06/2022	Jnl	4	4	79060	SGH property income fund	511.64	-	revaluation of investments to market value at year end
30/06/2022	Jnl	4	4	79070	Vanguard property securities fund	(16130.81)	-	revaluation of investments to market value at year end
30/06/2022	Jnl	4	4	79670	Walter Scott global		-	revaluation of investments to market value at year end

Client Code: HOL901

Date	Type Grp	Ref	Account	Description	Amount	Bal2	Narration
30/06/2022	Jnl	4	79080	equity fund (hedged)	(4616.32)	-	revaluation of investments to market value at year end
30/06/2022	Jnl	4	79690	Zurich property securities fund	(7211.20)	-	revaluation of investments to market value at year end
30/06/2022	Jnl	4	20404	Zurich global growth fund (unhedged)	(7002.44)	-	revaluation of investments to market value at year end
30/06/2022	Jnl	5	55003	Managed funds	278071.18	-	revaluation of investments to market value at year end
30/06/2022	Jnl	5	55102	Distribution to Members	(211263.10)	-	allocation of net earnings to members for the year
30/06/2022	Jnl	5	55202	Allocated earnings	208685.80	-	allocation of net earnings to members for the year
30/06/2022	Jnl	6	904	Allocated earnings	2577.30	-	allocation of net earnings to members for the year
30/06/2022	Jnl	6	55105	Provision for income tax	9754.09	-	tax expense for the year
30/06/2022	Jnl	6	55205	Income tax expense on earnings	(9635.10)	-	tax expense for the year
30/06/2022	Jnl	6		Income tax expense on earnings	(118.99)	-	tax expense for the year

Debits: 2153396.83
Credits: (2153396.83)
Total: -

No. Trans: 118

HOLLEBONE SUPERANNUATION FUND
MEMBERS ACCOUNTS
AS AT 30 JUNE 2022

MEMBER	KEITH HOLLEBONE	HELEN BAXTER	INVESTMENT FLUCTUATION RESERVE	TOTAL
OPENING BALANCE	1,590,483.57	19,642.70	0.00	1,610,126.28
EMPLOYER CONTRIBUTIONS	0.00	0.00	0.00	0.00
MEMBER CONTRIBUTIONS	0.00	0.00	0.00	0.00
TAX APPLICABLE TO CONTRIBUTIONS	0.00	0.00	0.00	0.00
SURCHARGE ON CONTRIBUTIONS	0.00	0.00	0.00	0.00
BENEFITS TRANSFERRED IN	0.00	0.00	0.00	0.00
SHARE OF PROFIT	-208,685.80	-2,577.30	0.00	-211,263.10
TAX APPLICABLE TO PROFIT	9,635.10	118.99	-0.00	9,754.09
LIFE INSURANCE PREMIUMS	0.00	0.00	0.00	0.00
BENEFITS PAID OUT	-90,000.00	0.00	0.00	-90,000.00
TOTAL MEMBERS ACCOUNT	1,301,432.87	17,184.40	0.00	1,318,617.27
REPRESENTED BY				
TAX FREE COMPONENT				
CONTRIBUTIONS SEGMENT	4,153.36	0.00	0.00	4,153.36
CRYSTALLISED SEGMENT	17,543.66	0.00	0.00	17,543.66
TAXABLE COMPONENT				
TAXED ELEMENT	1,279,735.85	17,184.40	0.00	1,296,920.25
UNTAXED ELEMENT (INSURANCE COMPONENT)	0.00	0.00	0.00	0.00
TOTAL MEMBERS BENEFIT	1,301,432.87	17,184.40	0.00	1,318,617.27
ELIGIBLE SERVICE PERIOD				
DATE OF BIRTH	08/07/1947	27/08/1960		
AGE - 30 JUNE 2022	74	61		
PERIOD START DATE	01/03/1974	01/08/1991		
PRE JUNE 1983 DAYS	0	0		
POST JUNE 1983 DAYS	17,653	11,291		
TOTAL SERVICE DAYS - 30/06/22	17,653	11,291		
MEMBERS RBL LIMIT - LUMP SUM	648,946.00	648,946.00		
EXCESS BENEFITS	634,943.21	0.00		
MEMBERS RBL LIMIT - PENSION	1,297,886.00	1,297,886.00		
EXCESS BENEFITS	0.00	0.00		

KEY NOTES & FORMULAS

CONTRIBUTIONS SEGMENT			
OPENING BALANCE - 01/07/2021		4,402.48	0.00
EXTERNAL FUND TRANSFERS		0.00	0.00
MEMBERS CONTRIBUTIONS		0.00	0.00
LESS: BENEFITS PAID/ TRANSFERS OUT		-249.12	0.00
		4,153.36	0.00
CRYSTALLISED SEGMENT			
UNDEDUCTED CONTRIBUTIONS - PRE 1/7/07		18,847.02	0.00
PRE JULY 1983 COMPONENT - PRE 1/7/07		0.00	0.00
EXTERNAL FUND TRANSFERS		0.00	0.00
CGT EXEMPT COMPONENT		0.00	0.00
CONCESSIONAL COMPONENT		0.00	0.00
POST JUNE 1994 INVALIDITY COMPONENT		0.00	0.00
LESS: BENEFITS PAID/ TRANSFERS OUT		-1,303.36	0.00
		17,543.66	0.00
TAXABLE COMPONENT (TAXED ELEMENT)			
MEMBERS ACCOUNT BALANCE - 30/06/22		1,301,432.87	17,184.40
LESS: CONTRIBUTIONS SEGMENT		-4,153.36	0.00
LESS: CRYSTALLISED SEGMENT		-17,543.66	0.00
		1,279,735.85	17,184.40
NOTES			

The following link should be used to verify the calculation of the crystallised segment as at 30 June 2007
<http://calculators.ato.gov.au/scripts/axos/axos.asp?CONTEXT=&KBS=SCC.xr4&go=ok>

HOLLEBONE SUPERANNUATION FUND
MEMBERS ACCOUNTS
AS AT 30 JUNE 2022

EARNINGS RATE	2022	2021	2020	2019	2018	2017	2016	2015	2014	2013
OPENING BALANCE OF FUND	1,610,126.28	1,377,556.55	1,590,965.82	1,613,541.19	1,395,414.92	1,365,529.07	1,333,523.31	1,290,192.51	1,176,738.31	1,110,534.52
NET FUND EARNINGS										
EARNINGS FOR YEAR	-211,263.10	319,052.91	-127,382.63	-48,776.08	220,444.32	28,411.87	30,905.88	38,560.05	103,163.10	50,468.63
TAX APPLICABLE TO EARNINGS	9,754.09	4,286.13	7,331.03	5,046.96	-15,618.90	1,473.98	1,099.88	1,863.75	8,718.60	9,637.02
NET FUND EARNINGS	-201,509.01	323,339.04	-120,051.60	-43,729.12	204,825.42	29,885.85	32,005.76	40,423.80	111,881.70	60,105.65
AVERAGE EARNING RATE	-12.52%	23.47%	-7.55%	-2.71%	14.68%	2.19%	2.40%	3.13%	9.51%	5.41%

AVERAGE 5 YEAR RATE

	3.08%	6.02%	1.80%	3.94%	6.38%	4.53%	4.09%	4.42%	4.16%	3.12%
--	-------	-------	-------	-------	-------	-------	-------	-------	-------	-------

HOLLEBONE SUPERANNUATION FUND
 INCOME TAX EXPENSE CALCULATION WORKSHEET
 FOR THE YEAR ENDED 30 JUNE 2022

DESCRIPTION	INCOME TAX EXPENSE	PROVISION FOR TAX	FUTURE INCOME TAX BENEFIT		PROVISION FOR DEFERRED TAX	
			OPENING BALANCE	MOVEMENT	OPENING BALANCE	MOVEMENT
			OPENING BALANCE	MOVEMENT	OPENING BALANCE	CLOSING BALANCE
ACCRUED BENEFITS FROM OPERATIONS	-211,263.00	211,263.00				
PERMANENT DIFFERENCES						
PENALTIES & FINES	0.00	0.00				
IMPUTATION CREDITS	9,373.00	-9,373.00				
FOREIGN TAX CREDITS	464.00	-464.00				
WITHHOLDING TAX	0.00	0.00				
NON ASSESSABLE PORTION OF TRUST DISTRIBUTIONS	0.00	0.00				
NON ASSESSABLE TRUST CAPITAL GAINS	-21,899.00	21,899.00				
NON ASSESSABLE PORTION OF REALISED CAPITAL GAINS	-5,413.00	5,413.00				
NON ASSESSABLE PORTION OF UNREALISED CAPITAL GAINS	0.00	0.00				
EXEMPT PENSION INCOME	-44,640.00	44,640.00				
1/3 DISCOUNT ON UNREALISED CAPITAL GAINS	91,310.00	-91,310.00				
TIMING DIFFERENCES						
TAX DEFERRED TRUST DISTRIBUTIONS		4,142.00			-60,430.00	182,619.00
UNREALISED CAPITAL GAINS		-278,071.00				
CAPITAL LOSSES		0.00				
OPENING BALANCE		0.00			0.00	0.00
CLOSING BALANCE		0.00				
less PERMANENT DIFFERENCE DISC ON UNREALISED CAP GAINS		91,310.00				
TOTAL ASSESSABLE INCOME	-182,068.00	-551.00	0.00	0.00	-60,430.00	122,189.01
TAX PAYABLE AT 15%	-27,310.20	-82.65	0.00	0.00	-9,064.50	18,328.35
IMPUTATION CREDITS	-9,372.66	9,372.66				
FOREIGN TAX CREDITS	-464.08	464.08				
TFN TAX	0.00	0.00				
TOTAL TAX PAYABLE	-37,146.94	9,754.09	0.00	0.00	-9,064.50	18,328.35

MANAGED FUND TAX ADJUSTMENTS	IMPUTATION CREDITS	FOREIGN TAX CREDITS	TAX FREE INCOME	TAX DEF INCOME	DISCOUNT CAP GAINS	TFN TAX
B/FWD PREVIOUS YEAR	0.00	0.00	0.00	0.00	0.00	0.00
HOTELS INVESTMENT TRUST NO 1	0.00	0.00	0.00	0.00	0.00	0.00
HOTELS INVESTMENT TRUST NO 2	0.00	0.00	0.00	0.00	0.00	0.00
NETWEALTH MANAGED PORTFOLIO	9,372.66	464.08	0.00	4,141.64	21,899.00	0.00
COLONIAL MANAGED FUNDS - NO 1	0.00	0.00	0.00	0.00	0.00	0.00
COLONIAL MANAGED FUNDS - NO 2	0.00	0.00	0.00	0.00	0.00	0.00
CREDIT SUISSSE MANAGED FUNDS	0.00	0.00	0.00	0.00	0.00	0.00
ING MANAGED FUNDS	0.00	0.00	0.00	0.00	0.00	0.00
MACQUARIE MANAGED FUNDS	0.00	0.00	0.00	0.00	0.00	0.00
PERPETUAL MANAGED FUNDS	0.00	0.00	0.00	0.00	0.00	0.00
C/FWD END OF YEAR	0.00	0.00	0.00	0.00	0.00	0.00
TOTALS	9,372.66	464.08	0.00	4,141.64	21,899.00	0.00

DEFERRED TAX LIABILITY PROOF

ASSETS - MARKET VALUE @ 30/06/2021

DIRECT EQUITIES	0.00									
MANAGED FUNDS	1,221,375.70									
TOTAL ASSETS - MARKET VALUE	1,221,375.70									

ASSETS - COST

DIRECT EQUITIES	0.00									
MANAGED FUNDS	1,414,789.97									
TOTAL ASSETS - COST	1,414,789.97									

NET INCREMENT TO 30/06/2020

-193,414.27

TAX DEFERRED INCOME C/FWD

TOTAL

B/FWD PREVIOUS YEAR

0.00

HOTELS INVESTMENT TRUST NO 1

0.00

HOTELS INVESTMENT TRUST NO 2

0.00

NETWEALTH MANAGED PORTFOLIO

10,129.99

COLONIAL MANAGED FUNDS - NO 1

0.00

COLONIAL MANAGED FUNDS - NO 2

0.00

CREDIT SUISSE MANAGED FUNDS

0.00

ING MANAGED FUNDS

0.00

MACQUARIE MANAGED FUNDS

0.00

PERPETUAL MANAGED FUNDS

0.00

C/FWD END OF YEAR

0.00

TOTALS

10,129.99

TOTAL UNREALISED INCOME

-183,284.28

CGT CONCESSION APPLIED - 1/3

-61,094.76

TOTAL UNREALISED TAXABLE INCOME

-122,189.52

TAX RATE APPLIED - 15%

-18,328.43

DIFFERENCE

-0.08

REDEEMED

0.00

0.00

0.00

-3,708.83

0.00

0.00

0.00

0.00

0.00

0.00

0.00

-3,708.83

YEAR 2017

YEAR 2018

YEAR 2019

YEAR 2020

YEAR 2021

0.00

0.00

0.00

0.00

0.00

0.00

0.00

0.00

0.00

0.00

0.00

0.00

0.00

0.00

0.00

4,141.64

3,510.71

6,186.47

0.00

4,141.64

0.00

0.00

0.00

0.00

0.00

0.00

0.00

0.00

0.00

0.00

0.00

0.00

0.00

0.00

0.00

0.00

0.00

0.00

0.00

0.00

0.00

0.00

0.00

0.00

0.00

0.00

0.00

0.00

0.00

0.00

0.00

0.00

0.00

0.00

0.00

4,141.64

3,510.71

6,186.47

0.00

4,141.64



Australian Government
Australian Taxation Office

Agent STIRLING WARTON TAYLOR PTY LIMITED
Client HOLLEBONE SUPERANNUATION FUND
ABN 43 278 864 043
TFN 866 471 863

Income tax 551

Date generated	25/08/2022
Overdue	\$0.00
Not yet due	\$0.00
Balance	\$0.00

Transactions

2 results found - from **01 July 2021** to **25 August 2022** sorted by **processed date** ordered **newest to oldest**

Processed date	Effective date	Description	Debit (DR)	Credit (CR)	Balance
26 Nov 2021	1 Dec 2021	EFT refund for Income Tax for the period from 01 Jul 20 to 30 Jun 21	\$4,027.13		\$0.00
26 Nov 2021	26 Nov 2021	Tax return Self Man Superfund - Income Tax for the period from 01 Jul 20 to 30 Jun 21		\$4,027.13	\$4,027.13 CR



Australian Government
Australian Taxation Office

Agent STIRLING WARTON TAYLOR PTY
LIMITED
Client HOLLEBONE SUPERANNUATION
FUND
ABN 43 278 864 043
TFN 866 471 863

Activity statement 001

Date generated	25/08/2022
Overdue	\$0.00
Not yet due	\$0.00
Balance	\$0.00

Transactions

0 results found - from **01 July 2021** to **25 August 2022** sorted by **processed date** ordered **newest to oldest**



Macquarie Cash Management Account

MACQUARIE BANK LIMITED
ABN 46 008 583 542 AFSL 237502

enquiries 1800 806 310
transact@macquarie.com
www.macquarie.com.au

GPO Box 2520
Sydney, NSW 2001



HOLLEBONE SUPERANNUATION
PTY LIMITED
35 OVERLANDERS WAY
HILLVUE NSW 2340

1 Shelley Street
Sydney, NSW 2000

account balance **\$19,999.70**
as at 30 Jun 22

account name HOLLEBONE SUPERANNUATION
PTY LIMITED ATF
HOLLEBONE SUPERANNUATION FUND
account no. 122950256

transaction	description	debits	credits	balance
31.05.22	OPENING BALANCE			27,497.25
02.06.22	Funds transfer R/P TO NAB KEITH HOLLEBONE	7,500.00		19,997.25
30.06.22	Interest MACQUARIE CMA INTEREST PAID*		2.45	19,999.70
	CLOSING BALANCE AS AT 30 JUN 22	7,500.00	2.45	19,999.70

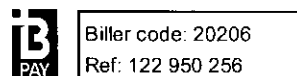
* Interest rate for the period 1 June to 16 June: 0.05% pa (16 days); 17 June to 30 June: balances \$0.00 to \$4,999.99 earned 0.25% balances \$5,000.00 and above earned 0.25% pa (14 days)

how to make a transaction

online
Log in to www.macquarie.com.au/personal

deposits using BPay
From another bank

by phone
Call 133 275 to make a phone transaction



transfers from another bank account
Transfer funds from another bank to this account:
BSB 182 222
ACCOUNT NO. 122950256

continued on next



Macquarie Cash Management Account

enquiries 1800 806 310

account name HOLLEBONE SUPERANNUATION
PTY LIMITED ATF
HOLLEBONE SUPERANNUATION FUND
account no. 122950256

Please note the following financial services companies and/or financial advisers have authority on your account.

Name	Authority Type
TAYLOR ROBERT M STIRLING WARTON TAYLOR PTY LTD	Enquiry authority

Authority descriptions

Enquiry authority - you authorise the third party to have access to information about your account.

Please consider carefully who you appoint as a third party authority on your account as we may follow their instructions as if they were yours. It is important that you understand this risk and carefully consider what level of authority you give to them. For more information on third party authority levels search 'Macquarie Help' in your browser to find our Help Centre.

annual interest summary 2021/2022

INTEREST PAID	55.53
TOTAL INCOME PAID	55.53



Macquarie Cash Management Account

MACQUARIE BANK LIMITED
ABN 46 008 583 542 AFSL 237502

enquiries 1800 806 310
transact@macquarie.com
www.macquarie.com.au

GPO Box 2520
Sydney, NSW 2001



HOLLEBONE SUPERANNUATION
PTY LIMITED
35 OVERLANDERS WAY
HILLVUE NSW 2340

1 Shelley Street
Sydney, NSW 2000

account balance **\$27,497.25**
as at 31 May 22

account name HOLLEBONE SUPERANNUATION
PTY LIMITED ATF
HOLLEBONE SUPERANNUATION FUND
account no. 122950256

transaction	description	debits	credits	balance
29.04.22	OPENING BALANCE			34,995.95
02.05.22	Funds transfer R/P TO NAB KEITH HOLLEBONE	7,500.00		27,495.95
31.05.22	Interest MACQUARIE CMA INTEREST PAID*		1.30	27,497.25
	CLOSING BALANCE AS AT 31 MAY 22	7,500.00	1.30	27,497.25

* Interest rate for the period 30 April to 31 May: 0.05% pa (32 days)

how to make a transaction

online
Log in to www.macquarie.com.au/personal

by phone
Call 133 275 to make a phone transaction

transfers from another bank account
Transfer funds from another bank to this account:
BSB 182 222
ACCOUNT NO. 122950256

deposits using BPay
From another bank



Bill code: 20206
Ref: 122 950 256

continued on next




Macquarie Cash Management Account

MACQUARIE BANK LIMITED
ABN 46 008 583 542 AFSL 237502

enquiries 1800 806 310
transact@macquarie.com
www.macquarie.com.au

GPO Box 2520
Sydney, NSW 2001



HOLLEBONE SUPERANNUATION
PTY LIMITED
35 OVERLANDERS WAY
HILLVUE NSW 2340

1 Shelley Street
Sydney, NSW 2000

account balance **\$34,995.95**
as at 29 Apr 22

account name HOLLEBONE SUPERANNUATION
PTY LIMITED ATF
HOLLEBONE SUPERANNUATION FUND
account no. 122950256

transaction	description	debits	credits	balance
31.03.22	OPENING BALANCE			42,494.50
01.04.22	Funds transfer R/P TO NAB KEITH HOLLEBONE	7,500.00		34,994.50
29.04.22	Interest MACQUARIE CMA INTEREST PAID*		1.45	34,995.95
	CLOSING BALANCE AS AT 29 APR 22	7,500.00	1.45	34,995.95

* Interest rate for the period 1 April to 29 April: 0.05% pa (29 days)

how to make a transaction

online
Log in to www.macquarie.com.au/personal

by phone
Call 133 275 to make a phone transaction

transfers from another bank account
Transfer funds from another bank to this account:
BSB 182 222
ACCOUNT NO. 122950256

deposits using BPay
From another bank



Biller code: 20206
Ref: 122 950 256

continued on next



Macquarie Cash Management Account

MACQUARIE BANK LIMITED
ABN 46 008 583 542 AFSL 237502

enquiries 1800 806 310
transact@macquarie.com
www.macquarie.com.au

GPO Box 2520
Sydney, NSW 2001



HOLLEBONE SUPERANNUATION
PTY LIMITED
35 OVERLANDERS WAY
HILLVUE NSW 2340

1 Shelley Street
Sydney, NSW 2000

account balance **\$42,494.50**
as at 31 Mar 22

account name HOLLEBONE SUPERANNUATION
PTY LIMITED ATF
HOLLEBONE SUPERANNUATION FUND
account no. 122950256

transaction	description	debits	credits	balance
28.02.22	OPENING BALANCE			49,992.63
02.03.22	Funds transfer R/P TO NAB KEITH HOLLEBONE	7,500.00		42,492.63
31.03.22	Interest MACQUARIE CMA INTEREST PAID*		1.87	42,494.50
	CLOSING BALANCE AS AT 31 MAR 22	7,500.00	1.87	42,494.50

* Interest rate for the period 1 March to 31 March: 0.05% pa (31 days)

how to make a transaction

online
Log in to www.macquarie.com.au/personal

by phone
Call 133 275 to make a phone transaction

transfers from another bank account
Transfer funds from another bank to this account:
BSB 182 222
ACCOUNT NO. 122950256

deposits using BPay
From another bank



Biller code: 20206
Ref: 122 950 256

continued on next



Macquarie Cash Management Account

MACQUARIE BANK LIMITED
ABN 46 008 583 542 AFSL 237502

enquiries 1800 806 310
transact@macquarie.com
www.macquarie.com.au

GPO Box 2520
Sydney, NSW 2001



HOLLEBONE SUPERANNUATION
PTY LIMITED
35 OVERLANDERS WAY
HILLVUE NSW 2340

1 Shelley Street
Sydney, NSW 2000

account balance **\$49,992.63**
as at 28 Feb 22

account name HOLLEBONE SUPERANNUATION
PTY LIMITED ATF
HOLLEBONE SUPERANNUATION FUND
account no. 122950256

transaction	description	debits	credits	balance
31.01.22	OPENING BALANCE			57,490.66
02.02.22	Funds transfer R/P TO NAB KEITH HOLLEBONE	7,500.00		49,990.66
28.02.22	Interest MACQUARIE CMA INTEREST PAID*		1.97	49,992.63
	CLOSING BALANCE AS AT 28 FEB 22	7,500.00	1.97	49,992.63

* Interest rate for the period 1 February to 28 February: 0.05% pa (28 days)

how to make a transaction

online
Log in to www.macquarie.com.au/personal

by phone
Call 133 275 to make a phone transaction

transfers from another bank account
Transfer funds from another bank to this account:
BSB 182 222
ACCOUNT NO. 122950256

deposits using BPay
From another bank



Bill code: 20206
Ref: 122 950 256

continued on next



Macquarie Cash Management Account

MACQUARIE BANK LIMITED
ABN 46 008 583 542 AFSL 237502

enquiries 1800 806 310
transact@macquarie.com
www.macquarie.com.au

GPO Box 2520
Sydney, NSW 2001



018 38534

HOLLEBONE SUPERANNUATION
PTY LIMITED
35 OVERLANDERS WAY
HILLVJE NSW 2340

1 Shelley Street
Sydney, NSW 2000

account balance **\$57,490.66**
as at 31 Jan 22

account name HOLLEBONE SUPERANNUATION
PTY LIMITED ATF
HOLLEBONE SUPERANNUATION FUND
account no. 122950256

transaction	description	debits	credits	balance
31.12.21	OPENING BALANCE			57,488.18
31.01.22	Interest		2.48	57,490.66
	CLOSING BALANCE AS AT 31 JAN 22	0.00	2.48	57,490.66

* Interest rate for the period 1 January to 31 January: 0.05% pa (31 days)

how to make a transaction

online
Log in to www.macquarie.com.au/personal

by phone
Call 133 275 to make a phone transaction

transfers from another bank account
Transfer funds from another bank to this account:
BSB 182 222
ACCOUNT NO. 122950256

deposits using BPay
From another bank



Bill code: 20206
Ref: 122 950 256

continued on next



Macquarie Cash Management Account

MACQUARIE BANK LIMITED
ABN 46 008 583 542 AFSL 237502

enquiries 1800 806 310
transact@macquarie.com
www.macquarie.com.au

GPO Box 2520
Sydney, NSW 2001



HOLLEBONE SUPERANNUATION
PTY LIMITED
35 OVERLANDERS WAY
HILLVUE NSW 2340

1 Shelley Street
Sydney, NSW 2000

account balance **\$57,488.18**
as at 31 Dec 21

account name HOLLEBONE SUPERANNUATION
PTY LIMITED ATF
HOLLEBONE SUPERANNUATION FUND
account no. 122950256

transaction	description	debits	credits	balance
30.11.21	OPENING BALANCE			68,458.26
01.12.21	Deposit ATO ATO001000016250005		4,027.13	72,485.39
02.12.21	Funds transfer R/P TO NAB KEITH HOLLEBONE	7,500.00		64,985.39
31.12.21	Interest MACQUARIE CMA INTEREST PAID*		2.79	64,988.18
31.12.21	Funds transfer R/P TO NAB KEITH HOLLEBONE	7,500.00		57,488.18
	CLOSING BALANCE AS AT 31 DEC 21	15,000.00	4,029.92	57,488.18

* Interest rate for the period 1 December to 31 December: 0.05% pa (31 days)

how to make a transaction

online
Log in to www.macquarie.com.au/personal

by phone
Call 133 275 to make a phone transaction

transfers from another bank account
Transfer funds from another bank to this account:
BSB 182 222
ACCOUNT NO. 122950256

deposits using BPay
From another bank



Biller code: 20206
Ref: 122 950 256

continued on next



Macquarie Cash Management Account

MACQUARIE BANK LIMITED
ABN 46 008 583 542 AFSL 237502

enquiries 1800 806 310
transact@macquarie.com
www.macquarie.com.au

GPO Box 2520
Sydney, NSW 2001



HOLLEBONE SUPERANNUATION
PTY LIMITED
35 OVERLANDERS WAY
HILLVUE NSW 2340

1 Shelley Street
Sydney, NSW 2000

account balance **\$68,458.26**
as at 30 Nov 21

account name HOLLEBONE SUPERANNUATION
PTY LIMITED ATF
HOLLEBONE SUPERANNUATION FUND
account no. 122950256

transaction	description	debits	credits	balance
31.10.21	OPENING BALANCE			78,703.47
02.11.21	Funds transfer R/P TO NAB KEITH HOLLEBONE	7,500.00		71,203.47
23.11.21	Cheque CHEQUE WITHDRAWAL 000078	2,750.00		68,453.47
30.11.21	Interest MACQUARIE CMA INTEREST PAID*		4.79	68,458.26
	CLOSING BALANCE AS AT 30 NOV 21	10,250.00	4.79	68,458.26

* Interest rate for the period 1 November to 14 November: 0.12% pa (14 days); 15 November to 30 November: 0.05% pa (16 days)

how to make a transaction

online
Log in to www.macquarie.com.au/personal

by phone
Call 133 275 to make a phone transaction

transfers from another bank account
Transfer funds from another bank to this account:
BSB 182 222
ACCOUNT NO. 122950256

deposits using BPay
From another bank



Bill code: 20206
Ref: 122 950 256

continued on next



Macquarie Cash Management Account

MACQUARIE BANK LIMITED
ABN 46 008 583 542 AFSL 237502

enquiries 1800 806 310
transact@macquarie.com
www.macquarie.com.au

GPO Box 2520
Sydney, NSW 2001



HOLLEBONE SUPERANNUATION
PTY LIMITED
35 OVERLANDERS WAY
HILLVUE NSW 2340

1 Shelley Street
Sydney, NSW 2000

account balance **\$78,703.47**
as at 31 Oct 21

account name HOLLEBONE SUPERANNUATION
PTY LIMITED ATF
HOLLEBONE SUPERANNUATION FUND
account no. 122950256

transaction	description	debits	credits	balance
30.09.21	OPENING BALANCE			86,195.41
01.10.21	Funds transfer R/P TO NAB KEITH HOLLEBONE	7,500.00		78,695.41
29.10.21	Interest MACQUARIE CMA INTEREST PAID*		8.06	78,703.47
	CLOSING BALANCE AS AT 31 OCT 21	7,500.00	8.06	78,703.47

* Interest rate for the period 1 October to 31 October: 0.12% pa (31 days)

how to make a transaction

online
Log in to www.macquarie.com.au/personal

by phone
Call 133 275 to make a phone transaction


transfers from another bank account
Transfer funds from another bank to this account:
BSB 182 222
ACCOUNT NO. 122950256

deposits using BPay
From another bank



Bill code: 20206
Ref: 122 950 256

continued on next



MACQUARIE

Macquarie Cash Management Account

MACQUARIE BANK LIMITED
ABN 46 008 583 542 AFSL 237502

enquiries 1800 806 310
transact@macquarie.com
www.macquarie.com.au

GPO Box 2520
Sydney, NSW 2001



HOLLEBONE SUPERANNUATION
PTY LIMITED
35 OVERLANDERS WAY
HILLVUE NSW 2340

1 Shelley Street
Sydney, NSW 2000

account balance **\$86,195.41**
as at 30 Sep 21

account name HOLLEBONE SUPERANNUATION
PTY LIMITED ATF
HOLLEBONE SUPERANNUATION FUND
account no. 122950256

transaction	description	debits	credits	balance
31.08.21	OPENING BALANCE			93,686.94
02.09.21	Funds transfer R/P TO NAB KEITH HOLLEBONE	7,500.00		86,186.94
30.09.21	Interest MACQUARIE CMA INTEREST PAID*		8.47	86,195.41
	CLOSING BALANCE AS AT 30 SEP 21	7,500.00	8.47	86,195.41

* Interest rate for the period 1 September to 30 September: 0.12% pa (30 days)

how to make a transaction

online
Log in to www.macquarie.com.au/personal

by phone
Call 133 275 to make a phone transaction

transfers from another bank account
Transfer funds from another bank to this account:
BSB 182 222
ACCOUNT NO. 122950256

deposits using BPay
From another bank



Bill code: 20206
Ref: 122 950 256

continued on next



Macquarie Cash Management Account

MACQUARIE BANK LIMITED
ABN 46 008 583 542 AFSL 237502

enquiries 1800 806 310
transact@macquarie.com
www.macquarie.com.au

GPO Box 2520
Sydney, NSW 2001



HOLLEBONE SUPERANNUATION
PTY LIMITED
35 OVERLANDERS WAY
HILLVUE NSW 2340

1 Shelley Street
Sydney, NSW 2000

account balance **\$93,686.94**
as at 31 Aug 21

account name HOLLEBONE SUPERANNUATION
PTY LIMITED ATF
HOLLEBONE SUPERANNUATION FUND
account no. 122950256

transaction	description	debits	credits	balance
31.07.21	OPENING BALANCE			101,177.35
02.08.21	Funds transfer R/P TO NAB KEITH HOLLEBONE	7,500.00		93,677.35
31.08.21	Interest MACQUARIE CMA INTEREST PAID*		9.59	93,686.94
	CLOSING BALANCE AS AT 31 AUG 21	7,500.00	9.59	93,686.94

* Interest rate for the period 1 August to 31 August: 0.12% pa (31 days)

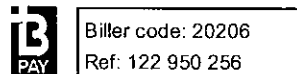
how to make a transaction

online
Log in to www.macquarie.com.au/personal

by phone
Call 133 275 to make a phone transaction

transfers from another bank account
Transfer funds from another bank to this account:
BSB 182 222
ACCOUNT NO. 122950256

deposits using BPay
From another bank



continued on next



Macquarie Cash Management Account

MACQUARIE BANK LIMITED
ABN 46 008 583 542 AFSL 237502

enquiries 1800 806 310
transact@macquarie.com
www.macquarie.com.au

GPO Box 2520
Sydney, NSW 2001



HOLLEBONE SUPERANNUATION
PTY LIMITED
35 OVERLANDERS WAY
HILLVUE NSW 2340

1 Shelley Street
Sydney, NSW 2000

account balance **\$101,177.35**
as at 31 Jul 21

account name HOLLEBONE SUPERANNUATION
PTY LIMITED ATF
HOLLEBONE SUPERANNUATION FUND
account no. 122950256

	transaction	description	debits	credits	balance
30.06.21		OPENING BALANCE			108,667.04
02.07.21	Funds transfer	R/P TO NAB KEITH HOLLEBONE	7,500.00		101,167.04
30.07.21	Interest	MACQUARIE CMA INTEREST PAID*		10.31	101,177.35
		CLOSING BALANCE AS AT 31 JUL 21	7,500.00	10.31	101,177.35

* Interest rate for the period 1 July to 31 July: 0.12% pa (31 days)

how to make a transaction

online
Log in to www.macquarie.com.au/personal

by phone
Call 133 275 to make a phone transaction

transfers from another bank account
Transfer funds from another bank to this account:
BSB 182 222
ACCOUNT NO. 122950256

deposits using BPay
From another bank



Biller code: 20206
Ref: 122 950 256

continued on next