
Workpapers - 2019 Financial Year

Gale Family Superannuation Fund

Preparer: Sunil Kumar Gaur

Reviewer: James McMahon

Printed: 27 September 2020

Lead Schedule

2019 Financial Year

Code	Workpaper	CY Balance	LY Balance	Change	Status
23800	Distributions Received	(\$20,247.69)		100%	Completed
23900	Dividends Received	(\$21,210.42)	(\$12,250.71)	73.14%	Completed
24200	Contributions	(\$200,500.00)	(\$200,000.00)	0.25%	Completed
24700	Changes in Market Values of Investments	(\$12,801.16)	(\$25,669.54)	(50.13)%	Completed
25000	Interest Received	(\$2,921.22)	(\$5,245.04)	(44.31)%	Completed
30100	Accountancy Fees		\$5,390.00	100%	N/A - Not Applicable
30200	Administration Costs	\$819.50	\$1,012.61	(19.07)%	Completed
30400	ATO Supervisory Levy	\$259.00	\$259.00	0%	Completed
30700	Auditor's Remuneration		\$781.00	100%	N/A - Not Applicable
30900	Advisor Fees	\$24.16		100%	Completed
38000	Insurance	\$320.00		100%	Completed
41600	Pensions Paid	\$269,700.00	\$231,200.00	16.65%	Completed
48500	Income Tax Expense	(\$8,395.95)	(\$3,849.22)	118.12%	N/A - Not Applicable
49000	Profit/Loss Allocation Account	(\$5,046.22)	\$8,371.90	(160.28)%	N/A - Not Applicable
50000	Members	(\$721,623.97)	(\$726,670.19)	(0.69)%	Completed
60400	Bank Accounts	\$370,540.76	\$220,424.68	68.1%	Completed
68000	Sundry Debtors	\$51,476.63		100%	Completed

Code	Workpaper	CY Balance	LY Balance	Change	Status
72300	Derivatives (Options, Hybrids, Future Contracts)	\$7.75	\$3,937.75	(99.8)%	Completed
77600	Shares in Listed Companies (Australian)	\$287,353.66	\$550,773.36	(47.83)%	Completed
85000	Income Tax Payable /Refundable	\$12,245.17	\$8,673.44	41.18%	Completed
88000	Sundry Creditors		(\$57,139.04)	100%	Completed
A	Financial Statements				Completed
B	Permanent Documents				Completed
C	Other Documents				Not Started
D	Pension Documentation				Ready for Review
E	Estate Planning				Not Started

23800 - Distributions Received

2019 Financial Year

Preparer Sunil Kumar Gaur

Reviewer James McMahon

Status Completed

Account Code	Description	CY Balance	LY Balance	Change
GALE0010_OPTIONS1	Options Account	(\$20,247.69)		100%
TOTAL		CY Balance	LY Balance	
		(\$20,247.69)		

Supporting Documents

- Distribution Reconciliation Report [Report](#)
- 2019 Option trading Register.xlsx

Standard Checklist

- Attach a copy of all Tax Statements
- Attach a copy of Distribution Reconciliation Report
- Ensure all Distributions have been reviewed on [Distribution Tax Automation](#)

Gale Family Superannuation Fund

Distribution Reconciliation Report

For The Period 01 July 2018 - 30 June 2019

Date	Non Primary Production Income (A) * ₁					Distributed Capital Gains (B) * ₂					Foreign Income * ₃		Non-Assessable			Taxable Income
	Payment Received	Franked	Unfranked	Interest/ Other	Franking Credits	Discounted (After Discount)	Rate * ₅	CGT Concession	Indexed	Other	Foreign Income	Foreign Credits	Tax Exempt	Tax Free	Tax Deferred / AMIT * ₆	
Shares in Listed Companies (Australian)																
GALE0010_OPTIONS1 Options Account																
26/07/2018	530.74						S			530.74					0.00	530.74
26/07/2018	421.03						S			421.03					0.00	421.03
26/07/2018	344.74						S			344.74					0.00	344.74
26/07/2018	530.74						S			530.74					0.00	530.74
26/07/2018	569.31						S			569.31					0.00	569.31
26/07/2018	331.88						S			331.88					0.00	331.88
26/07/2018	383.59						S			383.59					0.00	383.59
26/07/2018	871.45						S			871.45					0.00	871.45
27/07/2018	703.45						S			703.45					0.00	703.45
09/08/2018	842.91						S			3,481.70					0.00	3,481.70
13/08/2018	(55.66)						S			55.66					0.00	55.66
23/08/2018	172.17						S			172.17					0.00	172.17
23/08/2018	310.74						S			310.74					0.00	310.74
23/08/2018	230.74						S			230.74					0.00	230.74
30/08/2018	1,078.14						S			1,078.14					0.00	1,078.14
27/09/2018	1,076.79						S			1,076.79					0.00	1,076.79

Gale Family Superannuation Fund

Distribution Reconciliation Report

For The Period 01 July 2018 - 30 June 2019

Date	Non Primary Production Income (A) * ₁					Distributed Capital Gains (B) * ₂					Foreign Income * ₃		Non-Assessable			Taxable Income
	Payment Received	Franked	Unfranked	Interest/ Other	Franking Credits	Discounted (After Discount)	Rate * ₅	CGT Concession	Indexed	Other	Foreign Income	Foreign Credits	Tax Exempt	Tax Free	Tax Deferred / AMIT * ₆	
25/10/2018	3,481.70						S			3,481.70					0.00	3,481.70
29/11/2018	3,733.83						S			3,733.83					0.00	3,733.83
20/12/2018	2,107.50						S			2,107.50					0.00	2,107.50
27/12/2018	176.20						S			176.20					0.00	176.20
24/01/2019	761.48						S			761.48					0.00	761.48
14/02/2019	366.10						S			366.10					0.00	366.10
21/02/2019	175.88						S			175.88					0.00	175.88
28/03/2019	530.74						S			530.74					0.00	530.74
27/06/2019	571.50						S			571.50					0.00	571.50
	20,247.69									22,997.80					0.00	22,997.80
<i>Net Cash Distribution:</i>		22,997.80	<i>Variance^:</i>	(2,750.11)												
	20,247.69									22,997.80					0.00	22,997.80

Gale Family Superannuation Fund

Distribution Reconciliation Report

For The Period 01 July 2018 - 30 June 2019

Date	Non Primary Production Income (A) * ₁				Distributed Capital Gains (B) * ₂					Foreign Income * ₃		Non-Assessable			Taxable Income	
	Payment Received	Franked	Unfranked	Interest/ Other	Franking Credits	Discounted (After Discount)	Rate * ₅	CGT Concession	Indexed	Other	Foreign Income	Foreign Credits	Tax Exempt	Tax Free		Tax Deferred / AMIT * ₆
TOTAL	20,247.69									22,997.80					0.00	22,997.80

Total Distributed Gains

Discount Rate	Discounted	Gross
Superfund 1/3	0.00	22,997.80
Individual 50%(I)	0.00	0.00
Total	0.00	22,997.80

*₁ Summary of Non Primary Production Income (A)

Tax Label	Franked	Unfranked	Interest/Other	Less Other Deduction	Income Before Credits * ₇	Franking Credits	Total Including Credits
11M Gross trust distributions					0.00		0.00

*₂ Forms part of the Net Capital Gains calculation for Tax Label 11A.

*₃ Forms part of the Foreign Credits calculation for Tax Label 11D, D1, 13C1.

*₄ Taxable Income is designed to match Tax Statement provided by Fund Manager.

Taxable Income in the SMSF Annual Return will be different due to application of Capital Losses in Net Capital Gain calculation and application of different discount method.

*₅ This is the discount rate selected for the transaction. "S" being Super Funds at 1/3 and "I" being Individual at 50%.

*₆ AMIT cost base net increase is reflected as negative amount i.e. negative tax deferred and AMIT cost base net decrease is reflected as positive amount i.e. positive tax deferred.

*₇ Sum of Income Before Credits reconciles with Taxable Trust Distributions in Statement of Taxable Income.

^ Variance between Payment Received and Net Cash Distribution.

Client : Gale Family Superannuation Fund
Year ended : 30 June 2019

Option Trading Register

Trading Date	Security	Type	Strike	Buy/Sale	Expiry Date	Qty	Premium	Net Cost	Status	COMM	Note
7/1/2018	ANZ	CE	29		7/26/2018	20	590	560.74	Assigned	1.1	All expired Option recorded as capital Gain-other under BGL code 23800 All Assigned option premium adjusted to costbase of underlying stocks.
7/1/2018	AZI	CE	4.5		7/26/2018	78	741	703.45	Expired		
7/1/2018	CCL	CE	9		7/26/2018	33	379.5	348.38	Assigned	1.82	
7/1/2018	CPU	CE	19		7/26/2018	20	560	530.74	Expired		Assigned Expired Settled
7/1/2018	CWN	CE	13.75		7/26/2018	12	360	331.88	Expired		
7/1/2018	NCM	CE	22.5		7/26/2018	6	372	344.74	Expired		
7/1/2018	ORG	CE	10		7/26/2018	18	450	421.03	Expired		
7/1/2018	QBE	CE	10.75		7/26/2018	30	600	569.31	Expired		
7/1/2018	SHL	CE	24.5		7/26/2018	12	408	379.88	Assigned	0.66	
7/1/2018	STO	CE	6		7/26/2018	34	680	648.74	Assigned	1.87	
7/1/2018	TLS	CE	2.97		7/26/2018	70	420	383.59	Expired		
7/1/2018	WBC	CE	29.5		7/26/2018	20	560	530.74	Expired		
7/1/2018	WES	CE	45.5		7/26/2018	12	768	739.88	Assigned	0.66	
7/1/2018	WOW	CE	29.5		7/26/2018	15	382.5	353.95	Assigned	0.83	
7/1/2018	WPL	CE	35.83		7/26/2018	15	900	871.45	Expired		
7/27/2018	WBC	CE	29.5	S	8/9/2018	20	440	410.74	Expired		
7/27/2018	TLS	CE	2.77	S	8/16/2018	70	420	383.59	Assigned	3.85	
7/30/2018	CBA	CE	76	S	8/9/2018	10	460	432.17	Expired		
8/10/2018	CBA	CE	76	S	8/16/2018	10	180	152.17	Settled		
7/30/2018	CWN	CE	13.75	S	8/30/2018	11	286	491.71	Assigned	0.61	
8/10/2018	CBA	CE	76	B	8/16/2018	10	-180	-207.83	Settled		
8/9/2018	ANZ	CE	29.5	S	8/23/2018	20	340	310.74	Expired		
7/30/2018	QBE	CE	10.25	S	8/30/2018	30	510	479.31	Assigned	1.65	
7/30/2018	STO	CE	6.5	S	8/30/2018	30	405	374.31	Assigned	1.65	
8/10/2018	CBA	CE	76	S	8/23/2018	10	200	172.17	Expired		
8/10/2018	WBC	CE	30	S	8/23/2018	20	260	230.74	Expired		
7/27/2018	ORG	CE	9.75	S	8/30/2018	18	387	358.03	Expired		
7/30/2018	CWN	CE	13.75	S	8/30/2018	1	26	23.66	Expired		
7/30/2018	WOW	CE	30.5	S	8/30/2018	22	726	696.45	Expired		
7/30/2018	NCM	CE	21.5	S	9/27/2018	6	384	356.74	Expired		
8/28/2018	QBE	CE	11.25	S	9/27/2018	30	360	329.31	Expired		
8/30/2018	ANZ	CE	30	S	9/27/2018	20	420	390.74	Expired		
9/10/2018	TLS	CE	3.23	S	10/25/2018	140	700	646.1	Expired		
9/18/2018	ORG	CE	8.25	S	10/25/2018	18	360	331.03	Expired		
9/18/2018	WPL	CE	38	S	10/25/2018	15	540	511.45	Expired		
9/20/2018	WES	CE	51	S	10/25/2018	12	540	511.88	Expired		
9/21/2018	AZI	CE	4.2	S	10/25/2018	78	468	430.45	Expired		
9/26/2018	CPU	CE	20.5	S	10/25/2018	20	380	350.74	Expired		
10/5/2018	QBE	CE	11.75	S	10/25/2018	30	300	269.31	Expired		
10/8/2018	ANZ	CE	27.5	S	10/25/2018	20	460	430.74	Expired		
10/26/2018	NCM	CE	21.5	S	11/29/2018	22	770	740.45	Expired		
11/1/2018	QBE	CE	11.5	S	11/29/2018	30	510	479.31	Expired		
11/6/2018	AZI	CE	4.3	S	11/29/2018	78	351	313.45	Expired		
11/6/2018	CPU	CE	20.5	S	11/29/2018	20	520	490.74	Expired		
11/6/2018	WES	CE	47.5	S	11/29/2018	12	504	475.88	Expired		
11/7/2018	TLS	CE	3.16	S	11/29/2018	140	420	366.1	Expired		
11/8/2018	CBA	CE	72	S	11/29/2018	10	380	352.17	Assigned	0.55	
11/8/2018	WOW	CE	29.89	S	11/29/2018	22	506	476.45	Expired		
11/8/2018	WPL	CE	35.5	S	11/29/2018	15	420	391.45	Expired		
11/30/2018	AZI	CE	4.3	S	12/20/2018	78	312	274.45	Expired		
11/30/2018	QBE	CE	11.5	S	12/20/2018	30	480	449.31	Expired		
11/30/2018	WOW	CE	29.89	S	12/20/2018	22	308	278.45	Expired		
12/6/2018	NCM	CE	21	S	12/20/2018	22	528	498.45	Expired		
12/7/2018	TLS	CE	3.13	S	12/20/2018	140	350	296.1	Expired		
12/10/2018	CPU	CE	17	S	12/20/2018	20	340	310.74	Expired		
12/7/2018	XJO	PE	5500	B	1/17/2019	1	-500	-526.9	Settled		
12/27/2018	XJO	PE	5500	S	1/17/2019	1	730	703.1	Settled		
12/3/2018	ANZ	CE	28	S	1/24/2019	20	380	350.74	Expired		
12/7/2018	WBC	CE	27	S	1/24/2019	20	440	410.74	Expired		
12/28/2018	AZI	CE	4.4	S	1/24/2019	78	273	235.45	Assigned	4.29	
12/28/2018	NCM	CE	22	S	1/24/2019	22	440	410.45	Assigned	1.21	
12/28/2018	WOW	CE	30.39	S	1/24/2019	22	308	278.45	Assigned	1.21	
1/30/2019	TLSW	CE	3.3	S	2/14/2019	140	420	366.1	Expired		
1/25/2019	NCM	CE	23.5	S	2/21/2019	20	850	820.74	Assigned	1.1	
1/29/2019	WBC	CE	25.5	S	2/21/2019	20	720	690.74	Assigned	1.1	
1/23/2019	COL	CE	13	S	2/21/2019	12	204	175.88	Expired		
2/25/2019	ANZ	CE	28.5	S	3/28/2019	20	560	530.74	Expired		
5/24/2019	TLS	CE	3.68	S	6/27/2019	140	560	506.1	Assigned	7.7	
5/24/2019	WES	CE	37.97	S	6/27/2019	8	599.04	571.5	Expired		

General Ledger

For The Period 01 July 2018 - 30 June 2019

Transaction Date	Description	Units	Debit	Credit	Balance \$
Distributions Received (23800)					
<u>Options Account (GALE0010_OPTIONS1)</u>					
26/07/2018	Expired CPU Option			530.74	530.74 CR
26/07/2018	Expired CWN Option			331.88	862.62 CR
26/07/2018	Expired NCM Option			344.74	1207.36 CR
26/07/2018	Expired TLS Option			383.59	1590.95 CR
26/07/2018	Expired WBC Option			530.74	2121.69 CR
26/07/2018	Expired WPL Option			871.45	2993.14 CR
26/07/2018	Expired QBE Option			569.31	3562.45 CR
26/07/2018	Expired ORG Option			421.03	3983.48 CR
27/07/2018	Expired AZJ Options			703.45	4686.93 CR
9/08/2018	Option ExpiredWBC CE\$29.5 27/07/2018 20 LOTCBA CE\$76 30/07/2018 10 LOT			842.91	5529.84 CR
13/08/2018	OPTIONS NETTING CASH SETTLEMENT 50Sell;CBA 76.00 Call Ex		55.66		5474.18 CR
23/08/2018	Expired ANZ Options			310.74	5784.92 CR
23/08/2018	Expired CBA Options			172.17	5957.09 CR
23/08/2018	Expired WBC Options			230.74	6187.83 CR
30/08/2018	Option ExpiredORG CE\$9.75 27/07/2018 18 LOTCWN CE\$13.75 30/07/2018 1 LOTWOW			1,078.14	7265.97 CR
27/09/2018	Option Expired30 ANZ CE \$30.00- \$390.746 NCM CE \$21.50 - \$358.7430 QBE CE \$11.25			1,076.79	8342.76 CR
25/10/2018	OPTION EXPIREDTLS CE\$3.23 10/09/2018 140 LOTORG CE\$8.25 18/09/2018 18 LOTWPL			3,481.70	11824.46 CR
29/11/2018	NOV 18 OPTION SETTLEMENT			3,733.83	15558.29 CR
20/12/2018	Option ExpiredAZJ CE\$4.3 30/11/2018 78 LOTQBE CE\$11.5 30/11/2018 30 LOTWOW CE			2,107.50	17665.79 CR
27/12/2018	CAPITAL GAIN ON XJO OPTION SETTLED			176.20	17841.99 CR
24/01/2019	Option ExpiredANZ CE\$28 03/12/2018 20 LOTWBC CE\$27 07/12/2018 20 LOT			761.48	18603.47 CR
14/02/2019	Option ExpiredTLSW CE\$3.3 30/01/2019 140 LOT			366.10	18969.57 CR
21/02/2019	Option ExpiredCOL CE\$13 23/01/2019 12 LOT			175.88	19145.45 CR
28/03/2019	Option ExpiredANZ CE\$28.5 25/02/2019 20 LOT			530.74	19676.19 CR
27/06/2019	Option ExpiredWES CE\$37.97 24/05/2019 8 LOT			571.50	20247.69 CR
			55.66	20,303.35	20247.69 CR
Derivatives (Options, Hybrids, Future Contracts) (72300)					
<u>ANZ JUL-18 CALL 29 (ANZJUL-18CALL29.AX)</u>					
1/07/2018	Opening Balance				410.00 CR
26/07/2018	Revalue ANZ Options			150.74	560.74 CR
27/07/2018	Transfer Expired Option Premium to Share Capital Account		560.74		0.00 DR
		0.00	560.74	150.74	0.00 DR
<u>AZJ JUL-18 CALL 4.5 (AZJJUL-18CALL4.5)</u>					
1/07/2018	Opening Balance				312.00 CR
26/07/2018	Revalue AZJ Options			391.45	703.45 CR
27/07/2018	Expired AZJ Options		703.45		0.00 DR
		0.00	703.45	391.45	0.00 DR
<u>CCL JUL-18 CALL 9 (CCLJUL-18CALL9)</u>					
1/07/2018	Opening Balance				1039.50 CR
26/07/2018	Revalue CCL Options		691.12		348.38 CR
27/07/2018	Transfer Exercised Option Premium to Share Capital Account		348.38		0.00 DR
		0.00	1,039.50		0.00 DR
<u>CPU JUL-18 CALL 19 (CPUJUL-18CALL19)</u>					
1/07/2018	Opening Balance				290.00 CR
26/07/2018	Revalue CPU Options			240.74	530.74 CR
26/07/2018	Expired CPU Option		530.74		0.00 DR
		0.00	530.74	240.74	0.00 DR
<u>CWN JUL-18 CALL 13.75 (CWNJUL-18CALL13.75)</u>					
1/07/2018	Opening Balance				192.00 CR
26/07/2018	Revalue CWN Options			139.88	331.88 CR
26/07/2018	Expired CWN Option		331.88		0.00 DR
		0.00	331.88	139.88	0.00 DR
<u>ETO Margin Account (ETO Margin Account)</u>					
1/07/2018	Opening Balance				17151.75 DR
3/07/2018	OPTIONS NETTING CASH SETTLEMENT 50			1,629.00	15522.75 DR
3/07/2018	OPTIONS NETTING CASH SETTLEMENT 50			814.50	14708.25 DR
4/07/2018	OPTIONS NETTING CASH SETTLEMENT DT		1,228.50		15936.75 DR
4/07/2018	OPTIONS NETTING CASH SETTLEMENT DT		614.25		16551.00 DR
5/07/2018	OPTIONS NETTING CASH SETTLEMENT 50			640.50	15910.50 DR
5/07/2018	OPTIONS NETTING CASH SETTLEMENT 50			320.25	15590.25 DR
6/07/2018	OPTIONS NETTING CASH SETTLEMENT DT		1,383.00		16973.25 DR
9/07/2018	OPTIONS NETTING CASH SETTLEMENT DT		2,895.00		19868.25 DR
10/07/2018	OPTIONS NETTING CASH SETTLEMENT DT		312.75		20181.00 DR
11/07/2018	OPTIONS NETTING CASH SETTLEMENT 50			1,541.25	18639.75 DR
12/07/2018	OPTIONS NETTING CASH SETTLEMENT 50			1,863.75	16776.00 DR
13/07/2018	OPTIONS NETTING CASH SETTLEMENT DT		1,760.25		18536.25 DR
16/07/2018	OPTIONS NETTING CASH SETTLEMENT 50			1,564.50	16971.75 DR
17/07/2018	OPTIONS NETTING CASH SETTLEMENT 50			1,092.75	15879.00 DR
18/07/2018	OPTIONS NETTING CASH SETTLEMENT 50			2,546.25	13332.75 DR
19/07/2018	OPTIONS NETTING CASH SETTLEMENT DT		481.50		13814.25 DR
20/07/2018	OPTIONS NETTING CASH SETTLEMENT DT		153.60		13967.85 DR
23/07/2018	OPTIONS NETTING CASH SETTLEMENT DT		1,932.15		15900.00 DR
24/07/2018	OPTIONS NETTING CASH SETTLEMENT 50			2,034.45	13865.55 DR
25/07/2018	OPTIONS NETTING CASH SETTLEMENT DT		472.95		14338.50 DR
26/07/2018	OPTIONS NETTING CASH SETTLEMENT 50			1,263.60	13074.90 DR
27/07/2018	OPTIONS NETTING CASH SETTLEMENT 50			13,067.96	6.94 DR
27/07/2018	Options Sold 27/07/2018;ORG 9.75 Call Ex 30/08/2018 \$358.03		1,152.36		1159.30 DR

30/07/2018	OPTIONS NETTING CASH SETTLEMENT DT	4,493.64		5652.94 DR
30/07/2018	Options sold 30/07/2018;CBA 76.00 Call Ex 09/08/2018 \$432.1:	2,622.86		8275.80 DR
30/07/2018	Transfer Adviser Fees		6.94	8268.86 DR
31/07/2018	OPTIONS NETTING CASH SETTLEMENT 50		8,268.86	0.00 DR
17/08/2018	OPTIONS NETTING CASH SETTLEMENT DT	3.85		3.85 DR
23/08/2018	OPTIONS NETTING CASH SETTLEMENT DT	1.65		5.50 DR
28/08/2018	JNL1273 DERIVATIVE JOURNAL DT	1.65		7.15 DR
22/11/2018	JNL2537 DERIVATIVE JOURNAL DT	0.60		7.75 DR
25/02/2019	S 20 ANZ Mar19 28.50 Call @ 0.2800 Open	530.74		538.49 DR
26/02/2019	JNL3572 DERIVATIVE JOURNAL DT	2,352.26		2890.75 DR
27/02/2019	JNL3604 DERIVATIVE JOURNAL 50		488.00	2402.75 DR
28/02/2019	JNL3617 DERIVATIVE JOURNAL DT	239.00		2641.75 DR
1/03/2019	JNL3635 DERIVATIVE JOURNAL DT	161.00		2802.75 DR
4/03/2019	JNL3655 DERIVATIVE JOURNAL DT	916.50		3719.25 DR
5/03/2019	JNL3677 DERIVATIVE JOURNAL 50		3,711.50	7.75 DR
		0.00	23,710.06	40,854.06
				7.75 DR
NCM JUL-18 CALL 22.5 (NCMJUL-18CALL22.5)				
1/07/2018	Opening Balance			150.00 CR
26/07/2018	Revalue NCM Options		194.74	344.74 CR
26/07/2018	Expired NCM Option	344.74		0.00 DR
		0.00	344.74	194.74
				0.00 DR
Options Positions Options Positions (Options Positions.AX)				
27/07/2018	Options Sold 27/07/2018;ORG 9.75 Call Ex 30/08/2018 \$358.03TLS 2.77 Call Ex 16/08/2018		1,152.36	1152.36 CR
30/07/2018	Options sold 30/07/2018;CBA 76.00 Call Ex 09/08/2018 \$432.17CWN 13.75 Call Ex 30/08/2018		2,622.86	3775.22 CR
9/08/2018	Option ExpiredWBC CE\$29.5 27/07/2018 20 LOTCBA CE\$76 30/07/2018	842.91		2932.31 CR
10/08/2018	OPTIONS NETTING CASH		310.74	3243.05 CR
13/08/2018	OPTIONS NETTING CASH		402.91	3645.96 CR
16/08/2018	Transfer TLS Option exercised premium to share capital account	383.59		3262.37 CR
22/08/2018	Transfer Exercised QBE Options Premium to Share Capital Account	479.31		2783.06 CR
23/08/2018	Expired ANZ Options	310.74		2472.32 CR
23/08/2018	Expired CBA Options	172.17		2300.15 CR
23/08/2018	Expired WBC Options	230.74		2069.41 CR
27/08/2018	Transfer STO Option exercised premium to share capital account	374.31		1,695.10
29/08/2018	JNL1292 DERIVATIVE JOURNAL 50Sold 30 Option QBE \$11.25 27092018		329.31	2,024.41
30/08/2018	Transfer CWN Option exercised premium to share capital account	260.22		1,284.88
30/08/2018	Transfer QBE Option exercised premium to share capital account	479.31		805.57
				805.57
27/08/2018	Option Expired	1,078.14		(272.57)
31/08/2018	JNL1332 DERIVATIVE JOURNAL 50Sold 20 Option ANZ CE \$30 27092018		390.74	118.17
11/09/2018	JNL1496 DERIVATIVE JOURNAL 50Sold 140 CE Option TLS \$3.23 -		646.10	1243.58 CR
19/09/2018	JNL1615 DERIVATIVE JOURNAL 50Sold 18 CE Option ORG\$8.25 - \$331.03Sold 15 CE Option		842.48	2086.06 CR
21/09/2018	JNL1653 DERIVATIVE JOURNAL 50Sold 12 CE Option WBC\$51.00		511.88	2597.94 CR
24/09/2018	JNL1668 DERIVATIVE JOURNAL 50Sold 78 CE Option AZJ\$4.2		430.45	3028.39 CR
27/09/2018	Option Expired30 ANZ CE \$30.00- \$390.746 NCM CE \$21.50 - \$	1,076.79		1951.60 CR
27/09/2018	JNL1726 DERIVATIVE JOURNAL 50Sold 20 CE Option CPU\$20.50		350.74	2302.34 CR
8/10/2018	JNL1856 DERIVATIVE JOURNAL 50Sold 30 CE Option QBE\$11.75		269.31	2571.65 CR
9/10/2018	JNL1887 DERIVATIVE JOURNAL 50Sold 20 CE Option ANZ\$27.50		430.74	3002.39 CR
25/10/2018	OPTION EXPIREDTLS CE\$3.23 10/09/2018 140 LOTORG CE\$8.25	3,481.70		479.31 DR
29/10/2018	JNL2192 DERIVATIVE JOURNAL 50SOLD NCM-CE\$21.50 29112018		740.45	261.14 CR
2/11/2018	JNL2284 DERIVATIVE JOURNAL 50Sold 30 Option QBE-CE-\$11.50-29/11/2018		479.31	740.45 CR
7/11/2018	S 78 LOT AZJCE\$4.3 29/11/2018S 20 LOT CPUCE\$20.5 29/11/2018S 12 LOT WESCE\$47.5		1,280.07	2020.52 CR
8/11/2018	JNL2367 DERIVATIVE JOURNAL 50Sold 140 Option TLS CE \$3.16 29112018		366.10	2386.62 CR
9/11/2018	JNL2386 DERIVATIVE JOURNAL 50Sold 10 Option CBA CE \$72.00 29112018 - \$352.17Sold		1,220.07	3606.69 CR
29/11/2018	NOV 18 OPTION SETTLEMENT	4,086.00		479.31 DR
3/12/2018	JNL2663 DERIVATIVE JOURNAL 50Sold 78 Option AZJ CE \$4.30 2122018Sold 30 Option		1,002.21	522.90 CR
4/12/2018	JNL2688 DERIVATIVE JOURNAL 50S 20 LOT ANZCE\$28 24/01/2019		350.74	873.64 CR
7/12/2018	JNL2735 DERIVATIVE JOURNAL 50S 22 LOT NCMCE\$21 20/12/2018		498.45	1372.09 CR
10/12/2018	JNL2748 DERIVATIVE JOURNAL 50S 140 LOT TLSCE\$3.13 20/12/2018S 20 LOT WBCCE\$27.50		179.94	1552.03 CR
11/12/2018	JNL2758 DERIVATIVE JOURNAL 50S 20 LOT CPUCE\$17 20/12/2018		310.74	1862.77 CR
20/12/2018	Option ExpiredAZJ CE\$4.3 30/11/2018 78 LOTQBE CE\$11.5 30/11/2018	2,107.50		244.73 DR
27/12/2018	CAPITAL GAIN ON XJO OPTION SETTLED	176.20		420.93 DR
28/12/2018	JNL2923 DERIVATIVE JOURNAL 50S 1 LOT XJOPE\$5500 17/01/2019		703.10	282.17 CR
31/12/2018	JNL2940 DERIVATIVE JOURNAL 50S 78 LOT AZJCE\$4.4 24/01/2019S 22 LOT NCMCE\$22 21/01/2019		924.35	1206.52 CR
24/01/2019	JNL3187 DERIVATIVE JOURNAL 50S 12 LOT COLCE\$13 21/02/2019		175.88	1382.40 CR
24/01/2019	Transfer AZJ Option exercised premium to share capital account	235.45		1146.95 CR
24/01/2019	Transfer NCMOption exercised premium to share capital account	410.45		736.50 CR
24/01/2019	Transfer WOW Option exercised premium to share capital account	278.45		458.05 CR
24/01/2019	Option ExpiredANZ CE\$28 03/12/2018 20 LOTWBC CE\$27 07/12/2018	761.48		303.43 DR
29/01/2019	JNL3212 DERIVATIVE JOURNAL 50S 20 LOT NCMCE\$23.5 21/02/2019		820.74	517.31 CR
30/01/2019	JNL3235 DERIVATIVE JOURNAL 50S 20 LOT WBCCE\$25.5 21/02/2019		690.74	1208.05 CR
31/01/2019	JNL3253 DERIVATIVE JOURNAL 50S 140 LOT TLSWCE\$3.3 14/02/2019		366.10	1574.15 CR
14/02/2019	Option ExpiredTLSW CE\$3.3 30/01/2019 140 LOT	366.10		1208.05 CR
21/02/2019	Transfer NCM Option exercised premium to share capital account	820.74		387.31 CR
21/02/2019	Transfer WBC Option exercised premium to share capital account	690.74		303.43 DR
21/02/2019	Option ExpiredCOL CE\$13 23/01/2019 12 LOT	175.88		479.31 DR
25/02/2019	S 20 ANZ Mar19 28.50 Call @ 0.2800 Open		530.74	51.43 CR
28/03/2019	Option ExpiredANZ CE\$28.5 25/02/2019 20 LOT	530.74		479.31 DR
27/05/2019	JNL4844 DERIVATIVE JOURNAL 50S 140 LOT TLSCE\$3.68 27/06/2019S 8 LOT WESCE\$37.50		1,077.60	598.29 CR
27/06/2019	Transfer TLS Option exercised premium to share capital account	506.10		92.19 CR
27/06/2019	Option ExpiredWES CE\$37.97 24/05/2019 8 LOT	571.50		479.31 DR
		0.00	20,887.26	20,407.95
				479.31 DR
ORG JUL-18 CALL 10 (ORGJUL-18CALL10.AX)				
1/07/2018	Opening Balance			513.00 CR
26/07/2018	Revalue ORG Option	91.97		421.03 CR
26/07/2018	Expired ORG Option	421.03		0.00 DR
		0.00	513.00	0.00 DR

<u>QBE JUL-18 CALL 10.75 (QBEJUL-18CALL10.75)</u>				
1/07/2018	Opening Balance			27.00 CR
26/07/2018	Revalue QBE Option		542.31	569.31 CR
26/07/2018	Expired QBE Option		569.31	0.00 DR
		0.00	569.31	542.31
<u>SHL JUL-18 CALL 24.5 (SHLJUL-18CALL24.5)</u>				
1/07/2018	Opening Balance			516.00 CR
26/07/2018	Revalue SHL Option	136.12		379.88 CR
27/07/2018	Transfer Exercised Option Premium to Share Capital Account	379.88		0.00 DR
		0.00	516.00	0.00 DR
<u>STO JUL-18 CALL 6 (STOJUL-18CALL6)</u>				
1/07/2018	Opening Balance			1292.00 CR
26/07/2018	Revalue STO Option	643.26		648.74 CR
27/07/2018	Transfer Call option premium to share cast base - Capital Gain c	648.74		0.00 DR
		0.00	1,292.00	0.00 DR
<u>TLS JUL-18 CALL 2.97 (TLSJUL-18CALL2.97)</u>				
1/07/2018	Opening Balance			56.00 CR
26/07/2018	Expired TLS Option	383.59		327.59 DR
26/07/2018	Revalue TLS Option		327.59	0.00 DR
		0.00	383.59	327.59
<u>WBC JUL-18 CALL 29.5 (WBCJUL-18CALL29.5)</u>				
1/07/2018	Opening Balance			810.00 CR
26/07/2018	Revalue WBC Option	279.26		530.74 CR
26/07/2018	Expired WBC Option	530.74		0.00 DR
		0.00	810.00	0.00 DR
<u>WES JUL-18 CALL 45.5 (WESJUL-18CALL45.5)</u>				
1/07/2018	Opening Balance			4794.00 CR
26/07/2018	Revalue WES Option	4,054.12		739.88 CR
27/07/2018	Transfer WES Option Premium to Share account	739.88		0.00 DR
		0.00	4,794.00	0.00 DR
<u>WOW JUL-18 CALL 29.5 (WOWJUL-18CALL29.5)</u>				
1/07/2018	Opening Balance			1830.00 CR
26/07/2018	Revalue WOW option	1,476.05		353.95 CR
27/07/2018	Transfer Exercised July Option to Share Capital Account	353.95		0.00 DR
		0.00	1,830.00	0.00 DR
<u>WPL JUL-18 CALL 35.83 (WPLJUL-18CALL35.83)</u>				
1/07/2018	Opening Balance			982.50 CR
26/07/2018	Revalue WPL Option	111.05		871.45 CR
26/07/2018	Expired WPL Option	871.45		0.00 DR
		0.00	982.50	0.00 DR
Total Debits:		59,854.43		
Total Credits:				83,552.81

23900 - Dividends Received

2019 Financial Year

Preparer Sunil Kumar Gaur

Reviewer James McMahon

Status Completed

Account Code	Description	CY Balance	LY Balance	Change
NGI.AX	Navigator Global Investments Limited	(\$557.08)	(\$403.54)	38.05%
WES.AX	Wesfarmers Limited	(\$3,840.00)	(\$2,787.50)	37.76%
HFA.AX	Hfa Holdings Limited - Ordinary Fully Paid		(\$453.51)	100%
NCM.AX	Newcrest Mining Limited	(\$195.02)	(\$114.61)	70.16%
CBA.AX	Commonwealth Bank Of Australia.	(\$2,310.00)		100%
AZJ.AX	Aurizon Holdings Limited	(\$1,021.80)	(\$1,786.20)	(42.79)%
ORG.AX	Origin Energy Limited	(\$188.60)		100%
CWN.AX	Crown Resorts Limited	(\$60.00)	(\$720.00)	(91.67)%
CCL.AX	Coca-cola Amatil Limited		(\$1,551.00)	100%
ANZ.AX	Australia And New Zealand Banking Group Limited	(\$1,600.00)		100%
QBE.AX	QBE Insurance Group Limited	(\$840.00)		100%
FXJ.AX	Fairfax Media Limited		(\$160.00)	100%
SHL.AX	Sonic Healthcare Limited		(\$936.00)	100%
TLS.AX	Telstra Corporation Limited.	(\$2,660.00)	(\$1,855.00)	43.4%
WOW.AX	Woolworths Group Limited	(\$2,220.00)	(\$1,483.35)	49.66%
WBC.AX	Westpac Banking Corporation	(\$1,880.00)		100%
WPL.AX	Woodside Petroleum Ltd	(\$2,997.92)		100%
CPU.AX	Computershare Limited.	(\$840.00)		100%

TOTAL	CY Balance	LY Balance
	(\$21,210.42)	(\$12,250.71)

Supporting Documents

- Investment Income Comparison Report [Report](#)
- NGI_Dividend_Advice_2018_08_31.pdf [NGI.AX](#)
- WES_Payment_Advice_2019_04_10.pdf [WES.AX](#)
- CBA_Dividend_Advice_2018_09_28.pdf [CBA.AX](#)
- ORG Div Payment Advice_20190330.pdf [ORG.AX](#)
- CWN_Payment_Advice_2019_04_04.pdf [CWN.AX](#)
- CPU_Payment_Advice_2018_09_17.pdf [CPU.AX](#)
- Dividend Reconciliation Report [Report](#)
- WES_Payment_Advice_2018_09_27.pdf [WES.AX](#)
- 2019 DIVIDEND NCM.pdf [NCM.AX](#)
- AZJ_Payment_Advice_2018_09_24.pdf [AZJ.AX](#)
- CWN_Payment_Advice_2018_10_05.pdf [CWN.AX](#)
- ANZ_Payment_Advice_2018_12_18.pdf [ANZ.AX](#)
- CPU_Payment_Advice_2019_03_15.pdf [CPU.AX](#)

Standard Checklist

- Attach copies of all dividend statements
- Attach copy of Dividend Reconciliation Report
- Attach copy of Investment Income Comparison Report

Gale Family Superannuation Fund

Dividend Reconciliation Report

For The Period 01 July 2018 - 30 June 2019

Date	Net Payment Received	Australian Income			Foreign Income			Withheld		
		Unfranked	Franked	Franking Credits	Foreign Income	Foreign Credits	NZ Credits	TFN Withheld	Non-Resident	LIC Deduction
Shares in Listed Companies (Australian)										
ANZ.AX Australia And New Zealand Banking Group Limited										
18/12/2018	1,600.00	0.00	1,600.00	685.71						
	1,600.00	0.00	1,600.00	685.71						
AZJ.AX Aurizon Holdings Limited										
24/09/2018	1,021.80	408.72	613.08	262.75						
	1,021.80	408.72	613.08	262.75						
CBA.AX Commonwealth Bank Of Australia.										
28/09/2018	2,310.00	0.00	2,310.00	990.00						
	2,310.00	0.00	2,310.00	990.00						
CPU.AX Computershare Limited.										
17/09/2018	420.00	0.00	420.00	180.00						
15/03/2019	420.00	294.00	126.00	54.00						
	840.00	294.00	546.00	234.00						
CWN.AX Crown Resorts Limited										
05/10/2018	30.00	12.00	18.00	7.71						
04/04/2019	30.00	12.00	18.00	7.71						

Gale Family Superannuation Fund

Dividend Reconciliation Report

For The Period 01 July 2018 - 30 June 2019

Date	Net Payment Received	Australian Income			Foreign Income			Withheld		
		Unfranked	Franked	Franking Credits	Foreign Income	Foreign Credits	NZ Credits	TFN Withheld	Non-Resident	LIC Deduction
	60.00	24.00	36.00	15.42						
NCM.AX Newcrest Mining Limited										
05/10/2018	90.30	0.00	90.30	38.70						
22/03/2019	104.72	0.00	104.72	44.88						
	195.02	0.00	195.02	83.58						
NGI.AX Navigator Global Investments Limited										
31/08/2018	557.08	557.08	0.00	0.00						
	557.08	557.08	0.00	0.00						
ORG.AX Origin Energy Limited										
29/03/2019	188.60	0.00	188.60	80.83						
	188.60	0.00	188.60	80.83						
QBE.AX QBE Insurance Group Limited										
18/04/2019	840.00	336.00	504.00	216.00						
	840.00	336.00	504.00	216.00						
TLS.AX Telstra Corporation Limited.										
27/09/2018	1,540.00	0.00	1,540.00	660.00						
29/03/2019	1,120.00	0.00	1,120.00	480.00						

Gale Family Superannuation Fund

Dividend Reconciliation Report

For The Period 01 July 2018 - 30 June 2019

Date	Net Payment Received	Australian Income			Foreign Income			Withheld		
		Unfranked	Franked	Franking Credits	Foreign Income	Foreign Credits	NZ Credits	TFN Withheld	Non-Resident	LIC Deduction
	2,660.00	0.00	2,660.00	1,140.00						
WBC.AX Westpac Banking Corporation										
20/12/2018	1,880.00	0.00	1,880.00	805.71						
	1,880.00	0.00	1,880.00	805.71						
WES.AX Wesfarmers Limited										
27/09/2018	1,440.00	0.00	1,440.00	617.14						
10/04/2019	2,400.00	0.00	2,400.00	1,028.57						
	3,840.00	0.00	3,840.00	1,645.71						
WOW.AX Woolworths Group Limited										
12/10/2018	1,320.00	0.00	1,320.00	565.71						
05/04/2019	900.00	0.00	900.00	385.71						
	2,220.00	0.00	2,220.00	951.42						
WPL.AX Woodside Petroleum Ltd										
20/09/2018	1,092.03	0.00	1,092.03	468.01						
20/03/2019	1,905.89	0.00	1,905.89	816.81						
	2,997.92	0.00	2,997.92	1,284.82						
	21,210.42	1,619.80	19,590.62	8,395.95						

Gale Family Superannuation Fund
Dividend Reconciliation Report

For The Period 01 July 2018 - 30 June 2019

Date	Net Payment Received	Australian Income			Foreign Income			Withheld		
		Unfranked	Franked	Franking Credits	Foreign Income	Foreign Credits	NZ Credits	TFN Withheld	Non-Resident	LIC Deduction
TOTAL	21,210.42	1,619.80	19,590.62	8,395.95						

Tax Return Reconciliation

	Totals	Tax Return Label
Unfranked	1,619.80	J
Franked Dividends	19,590.62	K
Franking Credits	8,395.95	L

Gale Family Superannuation Fund

Investment Income Comparison

As at 30 June 2019

Investment	Ledger Data				ASX & UUT Data						
	Transaction Date	Income Amount	Franking Credit	Date Payable	Ex Div/Dist Date	Units On Hand	45 Day Qualified	Amount per share/unit	Estimated Income	Estimated Franking*	
Reconciled											
Shares in Listed Companies (Australian)											
ANZ.AX	Australia And New Zealand Banking Group Limited	18/12/2018	1,600.00	685.71	18/12/2018	12/11/2018	2,000.00	2,000.00	0.8000	1,600.00	685.71
AZJ.AX	Aurizon Holdings Limited	24/09/2018	1,021.80	262.75	24/09/2018	27/08/2018	7,800.00	7,800.00	0.1310	1,021.80	262.75
CBA.AX	Commonwealth Bank Of Australia.	28/09/2018	2,310.00	990.00	28/09/2018	15/08/2018	1,000.00	1,000.00	2.3100	2,310.00	990.00
CPU.AX	Computershare Limited.	17/09/2018	420.00	180.00	17/09/2018	21/08/2018	2,000.00	2,000.00	0.2100	420.00	180.00
CPU.AX	Computershare Limited.	15/03/2019	420.00	54.00	15/03/2019	19/02/2019	2,000.00	2,000.00	0.2100	420.00	54.00
CWN.AX	Crown Resorts Limited	05/10/2018	30.00	7.71	05/10/2018	20/09/2018	100.00	100.00	0.3000	30.00	7.71
CWN.AX	Crown Resorts Limited	04/04/2019	30.00	7.71	04/04/2019	20/03/2019	100.00	100.00	0.3000	30.00	7.71
NCM.AX	Newcrest Mining Limited	05/10/2018	90.30	38.70	05/10/2018	28/08/2018	600.00	600.00	0.1505	90.30	38.70
NCM.AX	Newcrest Mining Limited	22/03/2019	104.72	44.88	22/03/2019	20/02/2019	1,000.00	0.00	0.1047	104.72	0.00
NGI.AX	Navigator Global Investments Limited	31/08/2018	557.08	0.00	31/08/2018	16/08/2018	4,500.00	4,500.00	0.1238	557.08	0.00
ORG.AX	Origin Energy Limited	29/03/2019	188.60	80.83	29/03/2019	01/03/2019	1,886.00	1,886.00	0.1000	188.60	80.83
TLS.AX	Telstra Corporation Limited.	27/09/2018	1,540.00	660.00	27/09/2018	29/08/2018	14,000.00	14,000.00	0.1100	1,540.00	660.00
TLS.AX	Telstra Corporation Limited.	29/03/2019	1,120.00	480.00	29/03/2019	27/02/2019	14,000.00	14,000.00	0.0800	1,120.00	480.00
WBC.AX	Westpac Banking Corporation	20/12/2018	1,880.00	805.71	20/12/2018	13/11/2018	2,000.00	2,000.00	0.9400	1,880.00	805.71
WES.AX	Wesfarmers Limited	27/09/2018	1,440.00	617.14	27/09/2018	20/08/2018	1,200.00	1,200.00	1.2000	1,440.00	617.14
WES.AX	Wesfarmers Limited	10/04/2019	2,400.00	1,028.57	10/04/2019	26/02/2019	1,200.00	1,200.00	2.0000	2,400.00	1,028.57
WOW.AX	Woolworths Group Limited	12/10/2018	1,320.00	565.71	12/10/2018	13/09/2018	2,200.00	2,200.00	0.6000	1,320.00	565.71
WOW.AX	Woolworths Group Limited	05/04/2019	900.00	385.71	05/04/2019	28/02/2019	2,000.00	2,000.00	0.4500	900.00	385.71
WPL.AX	Woodside Petroleum Ltd	20/09/2018	1,092.03	468.01	20/09/2018	23/08/2018	1,500.00	1,500.00	0.7280	1,092.03	468.01
WPL.AX	Woodside Petroleum Ltd	20/03/2019	1,905.89	816.81	20/03/2019	22/02/2019	1,500.00	1,500.00	1.2706	1,905.89	816.81

Gale Family Superannuation Fund

Investment Income Comparison

As at 30 June 2019

Investment	Ledger Data			ASX & UUT Data							
	Transaction Date	Income Amount	Franking Credit	Date Payable	Ex Div/Dist Date	Units On Hand	45 Day Qualified	Amount per share/unit	Estimated Income	Estimated Franking*	
		20,370.42	8,179.95					12.1186	20,370.43	8,135.07	
Unreconciled											
Shares in Listed Companies (Australian)											
QBE.AX	QBE Insurance Group Limited			05/10/2018	23/08/2018	3,000.00	3,000.00	0.2200	660.00	84.86	
QBE.AX	QBE Insurance Group Limited	18/04/2019	840.00	216.00	18/04/2019	07/03/2019	3,000.00	3,000.00	0.2800	840.00	216.00
		840.00	216.00					0.5000	1,500.00	300.86	
		21,210.42	8,395.95					12.6186	21,870.43	8,435.93	

*Franking credit is estimated using 45 day qualified units. The estimation might not be accurate for preference shares and hedging arrangements.




157961 036 ANZ




MR WAYNE GALE &
MRS MARGARET ANN GALE
<GALE FAMILY S/F A/C>
27 YALDARA STREET
CARSELDINE QLD 4034

NEED ASSISTANCE?

 shareholder.anz.com
anzshareregistry@computershare.com.au

 Computershare Investor Services Pty Limited
GPO Box 2975 Melbourne
Victoria 3001 Australia

 1800 113 399 (within Australia)
0800 174 007 (within New Zealand)
+61 3 9415 4010 (outside Australia)

Holder Identification Number (HIN)

HIN WITHHELD

Share Class	Ordinary
Record Date	13 November 2018
Payment Date	18 December 2018
Payment in Australian dollars	

DIVIDEND ADVICE

The details of your **Final Dividend** of A\$0.80 per share for the year ended 30 September 2018 are set out below.

NUMBER OF SHARES	FRANKED AMOUNT	NET AMOUNT	FRANKING CREDIT	NZ IMPUTATION CREDIT
2,000	A\$1,600.00	A\$1,600.00	A\$685.71	NZ\$200.00

The dividend is 100% franked at the Australian company tax rate of 30%. A NZ Imputation Credit has been attached to the above dividend. For NZ taxpayers, your NZ gross income will include the aggregate of the Net Amount and the NZ Imputation Credit which should be included in your income tax return.

Shareholders should obtain their own professional advice on the tax implications of the dividend and retain this document to assist in tax return preparation.

PAYMENT INSTRUCTIONS

MACQUARIE BANK LTD

BSB:	XXX-XXX
Account number:	XXXXXXXX01
Payment reference:	672342

PAYMENT AMOUNT: A\$1,600.00

If payment cannot be made to the above account, you will be notified and your entitlement will be held pending receipt of updated direct credit instructions.



To update your shareholder information in a fast, secure and environmentally friendly way visit anz.com/easyupdate.



AURIZON[®]

Aurizon Holdings Limited
ABN 14 146 335 622

☎ 014661 000 AZJ



MR WAYNE GALE &
MRS MARGARET ANN GALE
<GALE FAMILY S/F A/C>
27 YALDARA STREET
CARSELDINE QLD 4034

2018 FINAL DIVIDEND

Dear Shareholder,

This payment represents a final dividend of 13.1 cents per share for the year ended 30 June 2018. This dividend is paid on the shares registered in your name and entitled to participate as at the Record Date of 28 August 2018. For Australian tax purposes, 7.86 cents of this dividend is franked at the corporate tax rate of 30%. The remaining 5.24 cents is unfranked with nil Conduit Foreign Income.

Please register at www.computershare.com.au/easyupdate/azj in order to update your TFN, bank account and other details online.

Class Description	Amount per Security	Number of Securities	Franked Amount	Unfranked Amount	Gross Payment
Ordinary Shares	13.1 cents	7,800	\$613.08	\$408.72	\$1,021.80
				Net Payment	\$1,021.80
				Franking Credit	\$262.75

Note: You should retain this statement to assist you in preparing your tax return.

Your Payment Instruction

MACQUARIE BANK LTD
BSB: 182-512 Account number: XXXXXX01

Amount Deposited

AUD\$1,021.80

Update your information:



Online:

www.computershare.com.au/easyupdate/azj



By Mail:

Computershare Investor Services Pty Limited
GPO Box 2975 Melbourne
Victoria 3001 Australia

Enquiries:

(within Australia) 1800 776 476
(international) +61 3 9938 4376

Holder Identification Number (HIN)

HIN WITHHELD

ASX Code	AZJ
TFN/ABN Status	Quoted
Record Date	28 August 2018
Payment Date	24 September 2018
Direct Credit Reference No.	839527

008873 000 CPU



MR WAYNE GALE &
MRS MARGARET ANN GALE
<GALE FAMILY S/F A/C>
27 YALDARA STREET
CARSELDINE QLD 4034

Update Your Details:



Online:
www.investorcentre.com/au

Enquiries:



By Phone:
(within Australia) 1300 307 613
(outside Australia) +61 3 9415 4222



By Mail:
Computershare Investor Services Pty Limited
GPO Box 2975 Melbourne
Victoria 3001 Australia

Holder Identification Number (HIN)

HIN WITHHELD

Computershare 2018 Final Dividend

ASX Code: CPU

Record Date: **22 August 2018**

Payment Date: **17 September 2018**

TFN/ABN Status: **Quoted**

The statement below represents your final dividend for the period ended 30 June 2018. The dividend has been paid at the rate of 21 cents per share on your holding of fully paid ordinary shares as at the record date 22 August 2018. For Australian income tax purposes this dividend is 100% franked at the corporate tax rate of 30%.

Class Description	Amount per Security	Number of Securities	Franked Amount	Unfranked Amount	Gross Payment
Ordinary Shares	21 cents	2,000	A\$420.00	A\$0.00	A\$420.00
		Net Payment			A\$420.00
		Franking Credit			A\$180.00



Important Notes:

- You should retain this statement to assist you in preparing your tax return.
- If payment cannot be made to your nominated account, the dividend amount will be withheld pending receipt of your valid direct credit instruction.

Your Payment Instruction:

MACQUARIE BANK LTD
BSB: XXX-XXX
Account Number: XXXXXXXX01
Payment Reference: 00820214

Amount Paid:

A\$420.00

Investor Centre

www.investorcentre.com/au

- ✓ Review & update your securityholding
- ✓ Review & update your direct credit instructions
- ✓ Supply your Tax File Number

Your secure access information is:

SRN/HIN: HIN WITHHELD

PLEASE NOTE: For security reasons it is important that you keep your SRN/HIN confidential.

008600 000 CPU



MR WAYNE GALE &
MRS MARGARET ANN GALE
<GALE FAMILY S/F A/C>
27 YALDARA STREET
CARSELDINE QLD 4034

Update Your Details:



Online:
www.investorcentre.com/au

Enquiries:



By Phone:
(within Australia) 1300 307 613
(outside Australia) +61 3 9415 4222



By Mail:
Computershare Investor Services Pty Limited
GPO Box 2975 Melbourne
Victoria 3001 Australia

Holder Identification Number (HIN)

HIN WITHHELD

Computershare 2019 Interim Dividend

ASX Code: **CPU**

Record Date: **20 February 2019**

Payment Date: **15 March 2019**

TFN/ABN Status: **Quoted**

The statement below represents your interim dividend for the period ended 31 December 2018. The dividend has been paid at the rate of 21 cents per share on your holding of fully paid ordinary shares as at the record date 20 February 2019. For Australian income tax purposes this dividend is 30% franked at the corporate tax rate of 30% and the unfranked portion of 70% consists only of conduit foreign income.

Class Description	Amount per Security	Number of Securities	Franked Amount	Unfranked Amount	Gross Payment
Ordinary Shares	21 cents	2,000	A\$126.00	A\$294.00	A\$420.00
		Net Payment			A\$420.00
		Franking Credit			A\$54.00



Important Notes:

- You should retain this statement to assist you in preparing your tax return.
- If payment cannot be made to your nominated account, the dividend amount will be withheld pending receipt of your valid direct credit instruction.

Your Payment Instruction:

MACQUARIE BANK LTD

BSB: XXX-XXX

Account Number: XXXXXXXX01

Payment Reference: 00819530

Amount Paid:

A\$420.00

Investor Centre

www.investorcentre.com/au

- ✓ Review & update your securityholding
- ✓ Review & update your direct credit instructions
- ✓ Supply your Tax File Number

Your secure access information is:

SRN/HIN: HIN WITHHELD

PLEASE NOTE: For security reasons it is important that you keep your SRN/HIN confidential.



ABN 39 125 709 953

012326 000 CWN



MR WAYNE GALE &
MRS MARGARET ANN GALE
<GALE FAMILY S/F A/C>
27 YALDARA STREET
CARSELDINE QLD 4034

Update your information:



Online:

www.computershare.com.au/easyupdate/cwn



By Mail:

Computershare Investor Services Pty Ltd
GPO Box 2975 Melbourne
Victoria 3001 Australia

Enquiries:

(within Australia) 1300 659 795
(international) +61 3 9415 4254

Holder Identification Number (HIN)

HIN WITHHELD

ASX Code	CWN
TFN/ABN Status	Quoted
Record Date	21 September 2018
Payment Date	5 October 2018
Direct Credit Reference No.	833837

2018 Final Dividend

Dear Shareholder,

This payment represents a final dividend of 30 cents per share payable on the ordinary shares registered in your name and entitled to participate as at 5:00pm on the Record Date of 21 September 2018. For income tax purposes, this dividend is 60% franked. The unfranked portion of the dividend has been declared to be Conduit Foreign Income.

Ensure your information is up to date. Simply register at www.computershare.com.au/easyupdate/cwn in order to update your TFN, banking instructions or personal details.

Class Description	Amount per Security	Number of Securities	Franked Amount	Unfranked Amount	Gross Payment
Ordinary Shares	30 cents	100	\$18.00	\$12.00	\$30.00
Net Payment					\$30.00
Franking Credit					\$7.71

Note: You should retain this statement to assist you in preparing your tax return.

Your Payment Instruction

MACQUARIE BANK LTD
BSB: 182-512 Account number: XXXXXXXX01

Amount Deposited

\$30.00

If payment cannot be made to the above instruction, a cheque will be forwarded to your registered address.



ABN 39 125 709 953

034337 000 CWN



MR WAYNE GALE &
MRS MARGARET ANN GALE
<GALE FAMILY S/F A/C>
27 YALDARA STREET
CARSELDINE QLD 4034

Update your information:



Online:

www.computershare.com.au/easyupdate/cwn



By Mail:

Computershare Investor Services Pty Ltd
GPO Box 2975 Melbourne
Victoria 3001 Australia

Enquiries:

(within Australia) 1300 659 795
(international) +61 3 9415 4254

Holder Identification Number (HIN)

HIN WITHHELD

ASX Code	CWN
TFN/ABN Status	Quoted
Record Date	21 March 2019
Payment Date	4 April 2019
Direct Credit Reference No.	832990

2019 Interim Dividend

Dear Shareholder,

This payment represents an interim dividend of 30 cents per share payable on the ordinary shares registered in your name and entitled to participate as at 5:00pm on the Record Date of 21 March 2019. For income tax purposes, this dividend is 60% franked. The unfranked portion of the dividend has been declared to be Conduit Foreign Income.

Ensure your information is up to date. Simply register at www.computershare.com.au/easyupdate/cwn in order to update your TFN, banking instructions or personal details.

Class Description	Amount per Security	Number of Securities	Franked Amount	Unfranked Amount	Gross Payment
Ordinary Shares	30 cents	100	\$18.00	\$12.00	\$30.00
Net Payment					\$30.00
Franking Credit					\$7.71

Note: You should retain this statement to assist you in preparing your tax return.

Your Payment Instruction

MACQUARIE BANK LTD
BSB: 182-512 Account number: XXXXXXXX01

Amount Deposited

\$30.00

If payment cannot be made to the above instruction, a cheque will be forwarded to your registered address.

Tax History

◀ View: NCM, X*****0801 (MR WAYNE GALE + MRS MARGARET ANN GALE <GALE FAMILY S/F A/C>)

Note: this tax history does not cover Employee Plan transactions. Please see Tax Statements for Employee Plan details.

Date range from (dd/mm/yyyy) to (dd/mm/yyyy)

Displaying Income & Tax History from 01 Jul 2018 to 30 Aug 2020

Payment Date	Issuer	HIN/SRN EMP ID	Payment Type	Franked Amount	Unfranked Amount	Gross Amount	W'holding Tax	Net Amount	Franking Credit
22/03/2019	NCM	X*****0801	Dividend (AUD/AUS)	104.72	0.00	104.72	0.00	104.72	44.88
05/10/2018	NCM	X*****0801	Dividend (AUD/AUS)	90.30	0.00	90.30	0.00	90.30	38.70

Viewing 1 - 2 of 2

All material copyright © 20

Chat

Feedback

Send



MR WAYNE GALE &
MRS MARGARET ANN GALE
<GALE FAMILY S/F A/C>
27 YALDARA STREET
CARSELDINE QLD 4034

SRN/HIN: *****
Subregister: CHESSE
TFN/ABN Status: Quoted
Record Date: 04/03/2019
Payment Date: 29/03/2019

Dividend Statement

Dear Shareholder,

Origin Energy Limited has determined a fully franked interim dividend for the half year ended 31 December 2018 of 10 cents per share.

Security Class: Fully Paid Ordinary Shares

ASX Code:

ORG

No. of shares at Record Date	Dividend amount per share	Gross Dividend (AUD)	Less Withholding Tax ¹ (AUD)	Net Dividend ³ (AUD)	Franked Amount (AUD)	Unfranked Amount (AUD)	Franking Credit ² (AUD)
1,886	10 cents	\$188.60	Nil	\$188.60	\$188.60	Nil	\$80.83

- Withholding tax applies to you if the dividend amount is partially or totally unfranked and you are a:*
 - resident of Australia and your TFN or ABN has not been recorded by the share registry. TFN withholding tax is deducted from the gross unfranked portion of the dividend at the highest marginal tax rate applying to personal income; or*
 - non-resident of Australia. Non-resident withholding tax (30%) is deducted from the gross unfranked portion of the dividend unless you are a resident of a country which has entered into a Double Taxation Agreement with Australia. In that case a lower rate (generally 15%) may apply*
- The franking credit has been calculated at the rate of 30%.*
- The amount of Conduit Foreign Income is 0.0 cents per ordinary share.*

Direct Credit Payment Confirmation

Your dividend payment has been made in accordance with your instructions:

Bank Domicile:	AUS	Receipt Currency:	AUD
Bank Account Type:	Domestic	Amount Deposited:	188.60
Bank Code:	182-512		
Account Number:	*****9501		
Exchange Rate:	N/A		

Shareholders

To update your details, please log onto www.investorserve.com.au, call Boardroom Pty Limited on 1300 664 446 (within Australia), or call +61 2 8016 2896 (outside Australia) or email origin@boardroomlimited.com.au.

Employees

To update your details, please log onto www.employeeserve.com.au/origin, call Boardroom Pty Limited on 1300 233 947 (within Australia), or call +61 2 8016 2898 (outside Australia) or email originemployees@boardroomlimited.com.au.

Issuer sponsored or employee holders, please advise promptly in writing any change in your address. Broker sponsored holders (i.e. your CHESSE holding statement shows your Holder Identification Number (HIN)), you must advise your change of address to your broker.

Please retain this statement for taxation purposes

Private and Confidential

067619 000 WES



MR WAYNE GALE &
 MRS MARGARET ANN GALE
 <GALE FAMILY S/F A/C>
 27 YALDARA STREET
 CARSELDINE QLD 4034

Holder Identification Number (HIN)

HIN WITHHELD

Record Date	21 August 2018
Payment Date	27 September 2018
TFN/ABN Status	Quoted
Direct Credit Ref. No.	1076183
ASX Code	WES

Final Dividend

The statement below represents your final dividend for the year ended 30 June 2018. The dividend is fully-franked (100 per cent) for Australian income tax purposes at the corporate tax rate of 30 per cent.

Class Description	Amount per Security	Number of Securities	Franked Amount	Unfranked Amount	Gross Payment	Franking Credit
Ordinary Shares	A\$1.20	1,200	A\$1,440.00	A\$0.00	A\$1,440.00	A\$617.14
Total			A\$1,440.00	A\$0.00	A\$1,440.00	A\$617.14
Net Payment					A\$1,440.00	

Important Notes

1. You should retain this statement to assist you in preparing your tax return.
2. Shareholders should obtain their own professional advice on the tax implications of this dividend.

Non-Resident Shareholders

The Franked Amount is not subject to withholding tax.
 New Zealand Imputation Credits are not attached to this dividend.

Your Payment Instruction

MACQUARIE BANK LTD
 BSB: 182-512 Account number: XXXXXX01

Amount Deposited

A\$1,440.00

All correspondence to:
 Computershare Investor Services Pty Limited
 GPO Box 2975 Melbourne
 Victoria 3001 Australia
 Enquiries (within Australia) 1300 558 062
 (outside Australia) +61 3 9415 4631
 Facsimile +61 3 9473 2500
www.investorcentre.com/contact
www.computershare.com

Private and Confidential

075240 000 WES



MR WAYNE GALE &
 MRS MARGARET ANN GALE
 <GALE FAMILY S/F A/C>
 27 YALDARA STREET
 CARSELDINE QLD 4034

Holder Identification Number (HIN)

HIN WITHHELD

Record Date	27 February 2019
Payment Date	10 April 2019
TFN/ABN Status	Quoted
Direct Credit Ref. No.	1072495
ASX Code	WES

Interim Dividend and Special Dividend

The statement below represents your interim dividend (A\$1.00) and special dividend (A\$1.00), totalling A\$2.00 per share for the half-year ended 31 December 2018. The dividends are fully-franked (100 per cent) for Australian income tax purposes at the corporate tax rate of 30 per cent.

Class Description	Amount per Security	Number of Securities	Franked Amount	Unfranked Amount	Gross Payment	Franking Credit
Ordinary Shares	A\$2.00	1,200	A\$2,400.00	A\$0.00	A\$2,400.00	A\$1,028.57
Total			A\$2,400.00	A\$0.00	A\$2,400.00	A\$1,028.57
Net Payment					A\$2,400.00	

Important Notes

1. You should retain this statement to assist you in preparing your tax return.
2. Shareholders should obtain their own professional advice on the tax implications of these dividends.

Non-Resident Shareholders

The Franked Amount is not subject to withholding tax.
 New Zealand Imputation Credits are not attached to these dividends.

Your Payment Instruction

MACQUARIE BANK LTD
 BSB: 182-512 Account number: XXXXXXXX01

Amount Deposited

A\$2,400.00

24200 - Contributions

2019 Financial Year

Preparer Sunil Kumar Gaur

Reviewer James McMahon

Status Completed

Account Code	Description	CY Balance	LY Balance	Change
GALWAY00002A	(Contributions) Gale, Wayne - Accumulation (Accumulation)	(\$100,000.00)	(\$100,000.00)	0%
GALMAR00002A	(Contributions) Gale, Margaret Ann - Accumulation (Accumulation)	(\$100,500.00)	(\$100,000.00)	0.5%
TOTAL		CY Balance	LY Balance	
		(\$200,500.00)	(\$200,000.00)	

Supporting Documents

- Contributions Breakdown Report [Report](#)
- Super remittance advice & SOA - Gale Family Super Fund.pdf [GALMAR00002A](#)

Standard Checklist

- Attach copies of S290-170 notices (if necessary)
- Attach copy of Contributions Breakdown Report
- Attach SuperStream Contribution Data Report
- Check Fund is registered for SuperStream (if necessary)
- Ensure all Contributions have been allocated from Bank Accounts
- Ensure Work Test is satisfied if members are over 65

Gale Family Superannuation Fund

Contributions Breakdown Report

For The Period 01 July 2018 - 30 June 2019

Summary

Member	D.O.B	Age (at 30/06/2018)	Total Super Balance (at 30/06/2018) *1	Concessional	Non-Concessional	Other	Reserves	Total
Gale, Margaret Ann	07/11/1954	63	201,446.41	0.00	100,000.00	500.00	0.00	100,500.00
Gale, Wayne	28/08/1954	63	525,223.78	0.00	100,000.00	0.00	0.00	100,000.00
All Members				0.00	200,000.00	500.00	0.00	200,500.00

*1 Total Super Balance is per individual across funds within a firm.

Contribution Caps

Member	Contribution Type	Contributions	Cap	Current Position
Gale, Margaret Ann	Concessional	0.00	25,000.00	25,000.00 Below Cap
	Non-Concessional	100,000.00	100,000.00	At Limit
Gale, Wayne	Concessional	0.00	25,000.00	25,000.00 Below Cap
	Non-Concessional	100,000.00	100,000.00	At Limit

NCC Bring Forward Caps

Member	Bring Forward Cap	2016	2017	2018	2019	Total	Current Position
Gale, Margaret Ann	N/A	8,000.00	4,000.00	100,000.00	100,000.00	N/A	Bring Forward Not Triggered
Gale, Wayne	N/A	4,500.00	1,000.00	100,000.00	100,000.00	N/A	Bring Forward Not Triggered



036

THE TRUSTEE FOR S E GRECO FAMILY TRUST
PO BOX 354
ASPLEY QLD 4034

Our reference: 7108326273022
Phone: 13 10 20
ABN: 60 569 208 970

9 August 2018

Superannuation remittance advice

To whom it may concern

An amount of \$500.00 has been forwarded to you from the super co-contribution account for THE TRUSTEE FOR GALE FAMILY SUPERANNUATION FUND as per the enclosed remittance advice and the details of this payment will be on the statement of account. We may have sent this separately.

More information about the remittance process is provided on the back of this page, but if you have any questions please phone **13 10 20** between 8.00am and 6.00pm, Monday to Friday.

Yours faithfully

David Diment
Deputy Commissioner of Taxation



Superannuation remittance advice

Provider: THE TRUSTEE FOR GALE FAMILY SUPERANNUATION FUND
Tax file number: 892 215 602
Remittance type: Super co-contribution

Payment for	Account/Other ID	TFN	Date of birth	Remittance reference number	Financial year	Payment
Margaret Gale	2	475 560 542	7/11/1954	7023596812280	2017	\$500.00

Payment details	Description	Processed date	Credit
	Super co-contribution remittance	08 August 2018	\$500.00 CR

Total payment amount			\$500.00 CR
-----------------------------	--	--	--------------------





036

THE TRUSTEE FOR S E GRECO FAMILY TRUST
PO BOX 354
ASPLEY QLD 4034

Statement period	01 JUL 18 to 06 AUG 18
Tax file number	892 215 602
Date of issue	09 AUG 18
Statement number	3
Our reference	7108326405455
Account enquiries: 13 10 20 Internet: www.ato.gov.au	

Statement of account

This statement has been issued to provide account information in relation to THE TRUSTEE FOR GALE FAMILY SUPERANNUATION FUND, Superannuation account

Transaction list - Superannuation - Co-Contributions Remittance

This statement shows transactions for the period 01 JUL 18 to 06 AUG 18 (inclusive)

Process date	Effective date	Description of transaction	Debit \$	Credit \$	Balance \$
01 JUL 18		STATEMENT OPENING BALANCE			0.00
03 AUG 18	03 AUG 18	Aggregated transfer from individual		500.00	500.00 CR
06 AUG 18	09 AUG 18	EFT refund for Co-Contributions Remittance for the period from 02 May 14 to 31 Dec 99	500.00		0.00
06 AUG 18		STATEMENT CLOSING BALANCE			0.00

Your Co-Contributions Remittance refund of \$500.00 ATO009000009720129 has been forwarded to your nominated financial institution.

David Diment
Deputy Commissioner of Taxation

Please see over for important information about your statement

Payment details

When you make a payment you need to specify which sub-accounts you are paying by using the payment reference details below. If you don't, we will allocate the amount to one of your debts according to a payment hierarchy; this may not include the debt you wanted to pay.



24700 - Changes in Market Values of Investments

2019 Financial Year

Preparer Sunil Kumar Gaur

Reviewer James McMahon

Status Completed

Account Code	Description	CY Balance	LY Balance	Change
24700	Changes in Market Values of Investments	(\$12,801.16)	(\$25,669.54)	(50.13)%
TOTAL		CY Balance	LY Balance	
		(\$12,801.16)	(\$25,669.54)	

Supporting Documents

- Market Movement [Report](#)
- Net Capital Gains Reconciliation [Report](#)
- Realised Capital Gain Report [Report](#)

Standard Checklist

- Attach copies of Source Documentation (Contract Notes, Broker Statements, Chess Statements, Contracts of Sale, Managed Fund Statements etc)
- Attach copy of Market Movement report
- Attach copy of Net Capital Gains Reconciliation
- Attach copy of Realised Capital Gain Report
- Ensure all Asset Disposals have been entered
- Ensure all Market Values have been entered for June 30
- Ensure all Tax Deferred Distributions have been entered

Gale Family Superannuation Fund

Market Movement Report

As at 30 June 2019

Investment	Date	Description	Unrealised				Realised			Total
			Units	Accounting Cost Movement	Market Movement	Depreciation	Balance	Consideration	Accounting Cost Base	
Aurizon Holdings Limited										
	01/07/2018	Opening Balance	7,800.00	0.00	0.00	0.00	33,774.00	0.00	0.00	0.00
	08/08/2018	Revaluation	0.00	0.00	780.00	0.00	34,554.00	0.00	0.00	0.00
	24/01/2019	Return Of Capital	0.00	(235.45)	0.00	0.00	34,318.55			
	29/01/2019	Disposal	(7,800.00)	(38,130.41)	0.00	0.00	(3,811.86)	34,292.11	38,130.41	(3,838.30)
	29/01/2019	Writeback	0.00	0.00	4,591.86	0.00	780.00	0.00	0.00	0.00
	30/05/2019	Revaluation	0.00	0.00	(780.00)	0.00	0.00	0.00	0.00	0.00
	30/06/2019		0.00	(38,365.86)	4,591.86	0.00	0.00	34,292.11	38,130.41	(3,838.30)
Australia And New Zealand Banking										
	01/07/2018	Opening Balance	2,000.00	0.00	0.00	0.00	56,480.00	0.00	0.00	0.00
	27/07/2018	Return Of Capital	0.00	(560.74)	0.00	0.00	55,919.26			
	30/07/2018	Disposal	(2,000.00)	(55,829.97)	0.00	0.00	89.29	57,947.80	55,829.97	2,117.83
	30/07/2018	Writeback	0.00	0.00	(89.29)	0.00	0.00	0.00	0.00	0.00
	13/08/2018	Purchase	2,000.00	58,452.56	0.00	0.00	58,452.56	0.00	0.00	0.00
	30/05/2019	Revaluation	0.00	0.00	(2,432.56)	0.00	56,020.00	0.00	0.00	0.00
	30/06/2019	Revaluation	0.00	0.00	400.00	0.00	56,420.00	0.00	0.00	0.00
	30/06/2019		2,000.00	2,061.85	(2,121.85)	0.00	56,420.00	57,947.80	55,829.97	2,117.83
Coca-cola Amatil Limited										
	01/07/2018	Opening Balance	3,300.00	0.00	0.00	0.00	30,360.00	0.00	0.00	0.00
	27/07/2018	Return Of Capital	0.00	(348.38)	0.00	0.00	30,011.62			
	30/07/2018	Disposal	(3,300.00)	(45,254.12)	0.00	0.00	(15,242.50)	29,673.27	45,254.12	(15,580.85)
	30/07/2018	Writeback	0.00	0.00	15,242.51	0.00	0.01	0.00	0.00	0.00
	08/08/2018	Revaluation	0.00	0.00	(0.01)	0.00	0.00	0.00	0.00	0.00
	30/06/2019		0.00	(45,602.50)	15,242.50	0.00	0.00	29,673.27	45,254.12	(15,580.85)
Coles Group Limited.										
	23/11/2018	Demerger	1,200.00	17,081.17	0.00	0.00	17,081.17			
	30/05/2019	Revaluation	0.00	0.00	(2,045.17)	0.00	15,036.00	0.00	0.00	0.00
	30/06/2019	Revaluation	0.00	0.00	984.00	0.00	16,020.00	0.00	0.00	0.00
	30/06/2019		1,200.00	17,081.17	(1,061.17)	0.00	16,020.00	0.00	0.00	0.00
Commonwealth Bank Of Australia.										
	01/08/2018	Purchase	1,000.00	74,927.38	0.00	0.00	74,927.38	0.00	0.00	0.00
	08/08/2018	Revaluation	0.00	0.00	(117.38)	0.00	74,810.00	0.00	0.00	0.00
	29/11/2018	Return Of Capital	0.00	(352.17)	0.00	0.00	74,457.83			
	30/11/2018	Instalment	0.00	0.55	0.00	0.00	74,458.38	0.00	0.00	0.00

Gale Family Superannuation Fund

Market Movement Report

As at 30 June 2019

Investment	Date	Description	Unrealised				Realised			Total
			Units	Accounting Cost Movement	Market Movement	Depreciation	Balance	Consideration	Accounting Cost Base	
	03/12/2018	Disposal	(1,000.00)	(74,575.76)	0.00	0.00	(117.38)	71,938.20	74,575.76	(2,637.56)
	30/05/2019	Revaluation	0.00	0.00	117.38	0.00	0.00	0.00	0.00	0.00
	30/06/2019		0.00	0.00	0.00	0.00	0.00	71,938.20	74,575.76	(2,637.56)
Computershare Limited.										
	01/07/2018	Opening Balance	2,000.00	0.00	0.00	0.00	36,860.00	0.00	0.00	0.00
	08/08/2018	Revaluation	0.00	0.00	100.00	0.00	36,960.00	0.00	0.00	0.00
	23/05/2019	Disposal	(2,000.00)	(36,913.19)	0.00	0.00	46.81	32,873.39	36,913.19	(4,039.80)
	23/05/2019	Writeback	0.00	0.00	933.19	0.00	980.00	0.00	0.00	0.00
	30/05/2019	Revaluation	0.00	0.00	(980.00)	0.00	0.00	0.00	0.00	0.00
	30/06/2019		0.00	(36,913.19)	53.19	0.00	0.00	32,873.39	36,913.19	(4,039.80)
Crown Resorts Limited										
	01/07/2018	Opening Balance	1,200.00	0.00	0.00	0.00	16,200.00	0.00	0.00	0.00
	08/08/2018	Revaluation	0.00	0.00	(216.00)	0.00	15,984.00	0.00	0.00	0.00
	30/08/2018	Return Of Capital	0.00	(260.22)	0.00	0.00	15,723.78			
	03/09/2018	Disposal	(1,100.00)	(14,960.48)	0.00	0.00	763.30	15,105.50	14,960.48	145.02
	03/09/2018	Writeback	0.00	0.00	370.70	0.00	1,134.00	0.00	0.00	0.00
	30/05/2019	Revaluation	0.00	0.00	158.00	0.00	1,292.00	0.00	0.00	0.00
	30/06/2019	Revaluation	0.00	0.00	(47.00)	0.00	1,245.00	0.00	0.00	0.00
	30/06/2019		100.00	(15,220.70)	265.70	0.00	1,245.00	15,105.50	14,960.48	145.02
Navigator Global Investments Limited										
	01/07/2018	Opening Balance	4,500.00	0.00	0.00	0.00	24,030.00	0.00	0.00	0.00
	08/08/2018	Revaluation	0.00	0.00	1,755.00	0.00	25,785.00	0.00	0.00	0.00
	04/10/2018	Disposal	(4,500.00)	(9,692.42)	0.00	0.00	16,092.58	23,155.51	9,692.42	13,463.09
	04/10/2018	Writeback	0.00	0.00	(14,337.58)	0.00	1,755.00	0.00	0.00	0.00
	30/05/2019	Revaluation	0.00	0.00	(1,755.00)	0.00	0.00	0.00	0.00	0.00
	30/06/2019		0.00	(9,692.42)	(14,337.58)	0.00	0.00	23,155.51	9,692.42	13,463.09
Newcrest Mining Limited										
	01/07/2018	Opening Balance	600.00	0.00	0.00	0.00	13,080.00	0.00	0.00	0.00
	08/08/2018	Revaluation	0.00	0.00	(480.00)	0.00	12,600.00	0.00	0.00	0.00
	10/10/2018	Purchase	1,600.00	31,441.78	0.00	0.00	44,041.78	0.00	0.00	0.00
	24/01/2019	Return Of Capital	0.00	(410.45)	0.00	0.00	43,631.33			
	29/01/2019	Disposal	(2,200.00)	(40,897.36)	0.00	0.00	2,733.97	48,359.44	40,897.36	7,462.08
	29/01/2019	Writeback	0.00	0.00	(2,784.06)	0.00	(50.09)	0.00	0.00	0.00
	30/01/2019	Purchase	2,000.00	46,358.69	0.00	0.00	46,308.60	0.00	0.00	0.00

Gale Family Superannuation Fund

Market Movement Report

As at 30 June 2019

Investment	Date	Description	Unrealised				Realised			Total
			Units	Accounting Cost Movement	Market Movement	Depreciation	Balance	Consideration	Accounting Cost Base	
	21/02/2019	Return Of Capital	0.00	(820.74)	0.00	0.00	45,487.86			
	21/02/2019	Disposal	(1,000.00)	(22,983.93)	0.00	0.00	22,503.93	23,480.51	22,983.93	496.58
	25/02/2019	Disposal	(1,000.00)	(22,983.93)	0.00	0.00	(480.00)	23,480.51	22,983.93	496.58
	30/05/2019	Revaluation	0.00	0.00	480.00	0.00	0.00	0.00	0.00	0.00
	30/06/2019		0.00	(10,295.94)	(2,784.06)	0.00	0.00	95,320.46	86,865.22	8,455.24
Origin Energy Limited										
	01/07/2018	Opening Balance	1,886.00	0.00	0.00	0.00	18,916.58	0.00	0.00	0.00
	08/08/2018	Revaluation	0.00	0.00	(320.62)	0.00	18,595.96	0.00	0.00	0.00
	30/05/2019	Revaluation	0.00	0.00	(4,752.72)	0.00	13,843.24	0.00	0.00	0.00
	30/06/2019	Revaluation	0.00	0.00	(56.58)	0.00	13,786.66	0.00	0.00	0.00
	30/06/2019		1,886.00	0.00	(5,129.92)	0.00	13,786.66	0.00	0.00	0.00
QBE Insurance Group Limited										
	01/07/2018	Opening Balance	3,000.00	0.00	0.00	0.00	29,220.00	0.00	0.00	0.00
	08/08/2018	Revaluation	0.00	0.00	1,290.00	0.00	30,510.00	0.00	0.00	0.00
	22/08/2018	Return Of Capital	0.00	(479.31)	0.00	0.00	30,030.69			
	27/08/2018	Disposal	(3,000.00)	(30,988.98)	0.00	0.00	(958.29)	30,719.80	30,988.98	(269.18)
	27/08/2018	Writeback	0.00	0.00	2,248.29	0.00	1,290.00	0.00	0.00	0.00
	30/08/2018	Purchase	3,000.00	32,846.54	0.00	0.00	34,136.54	0.00	0.00	0.00
	30/05/2019	Revaluation	0.00	0.00	1,203.46	0.00	35,340.00	0.00	0.00	0.00
	30/06/2019	Revaluation	0.00	0.00	150.00	0.00	35,490.00	0.00	0.00	0.00
	30/06/2019		3,000.00	1,378.25	4,891.75	0.00	35,490.00	30,719.80	30,988.98	(269.18)
S&P/ASX 200										
	07/12/2018	Purchase	20.00	113,372.40	0.00	0.00	113,372.40	0.00	0.00	0.00
	07/12/2018	Instalment	0.00	1.06	0.00	0.00	113,373.46	0.00	0.00	0.00
	07/12/2018	Instalment	0.00	40.00	0.00	0.00	113,413.46	0.00	0.00	0.00
	07/12/2018	Return Of Capital	0.00	(40.00)	0.00	0.00	113,373.46			
	07/12/2018	Instalment	0.00	1.87	0.00	0.00	113,375.33	0.00	0.00	0.00
	07/12/2018	Disposal	(20.00)	(113,375.33)	0.00	0.00	0.00	111,662.40	113,375.33	(1,712.93)
	30/06/2019		0.00	0.00	0.00	0.00	0.00	111,662.40	113,375.33	(1,712.93)
Santos Limited										
	01/07/2018	Opening Balance	3,494.00	0.00	0.00	0.00	21,907.38	0.00	0.00	0.00
	27/07/2018	Return Of Capital	0.00	(648.74)	0.00	0.00	21,258.64			
	30/07/2018	Disposal	(3,400.00)	(25,617.77)	0.00	0.00	(4,359.13)	20,385.50	25,617.77	(5,232.27)
	30/07/2018	Writeback	0.00	0.00	4,522.00	0.00	162.87	0.00	0.00	0.00

Gale Family Superannuation Fund

Market Movement Report

As at 30 June 2019

Investment	Date	Description	Unrealised				Realised			Total
			Units	Accounting Cost Movement	Market Movement	Depreciation	Balance	Consideration	Accounting Cost Base	
	01/08/2018	Purchase	2,906.00	18,583.84	0.00	0.00	18,746.71	0.00	0.00	0.00
	08/08/2018	Revaluation	0.00	0.00	1,143.29	0.00	19,890.00	0.00	0.00	0.00
	29/08/2018	Disposal	(3,000.00)	(18,497.42)	0.00	0.00	1,392.58	19,480.50	18,497.42	983.08
	29/08/2018	Writeback	0.00	0.00	125.02	0.00	1,517.60	0.00	0.00	0.00
	30/08/2018	Return Of Capital	0.00	(374.31)	0.00	0.00	1,143.29			
	30/05/2019	Revaluation	0.00	0.00	(1,143.29)	0.00	0.00	0.00	0.00	0.00
	30/06/2019		0.00	(26,554.40)	4,647.02	0.00	0.00	39,866.00	44,115.19	(4,249.19)
Sonic Healthcare Limited										
	01/07/2018	Opening Balance	1,200.00	0.00	0.00	0.00	29,436.00	0.00	0.00	0.00
	27/07/2018	Return Of Capital	0.00	(379.88)	0.00	0.00	29,056.12			
	30/07/2018	Disposal	(1,200.00)	(20,430.16)	0.00	0.00	8,625.96	29,373.54	20,430.16	8,943.38
	30/07/2018	Writeback	0.00	0.00	(8,625.96)	0.00	0.00	0.00	0.00	0.00
	30/06/2019		0.00	(20,810.04)	(8,625.96)	0.00	0.00	29,373.54	20,430.16	8,943.38
Telstra Corporation Limited.										
	01/07/2018	Opening Balance	7,000.00	0.00	0.00	0.00	18,340.00	0.00	0.00	0.00
	08/08/2018	Revaluation	0.00	0.00	1,330.00	0.00	19,670.00	0.00	0.00	0.00
	16/08/2018	Return Of Capital	0.00	(383.59)	0.00	0.00	19,286.41			
	21/08/2018	Purchase	14,000.00	42,878.56	0.00	0.00	62,164.97	0.00	0.00	0.00
	21/08/2018	Disposal	(7,000.00)	(39,499.46)	0.00	0.00	22,665.51	19,375.50	39,499.46	(20,123.96)
	21/08/2018	Writeback	0.00	0.00	7,181.02	0.00	29,846.53	0.00	0.00	0.00
	30/05/2019	Revaluation	0.00	0.00	20,973.47	0.00	50,820.00	0.00	0.00	0.00
	27/06/2019	Return Of Capital	0.00	(506.10)	0.00	0.00	50,313.90			
	28/06/2019	Disposal	(14,000.00)	(42,372.46)	0.00	0.00	7,941.44	51,476.63	42,372.46	9,104.17
	28/06/2019	Writeback	0.00	0.00	14,362.03	0.00	22,303.47	0.00	0.00	0.00
	30/06/2019	Revaluation	0.00	0.00	(22,303.47)	0.00	0.00	0.00	0.00	0.00
	30/06/2019		0.00	(39,883.05)	21,543.05	0.00	0.00	70,852.13	81,871.92	(11,019.79)
Wesfarmers Limited										
	01/07/2018	Opening Balance	1,250.00	0.00	0.00	0.00	61,700.00	0.00	0.00	0.00
	27/07/2018	Return Of Capital	0.00	(739.88)	0.00	0.00	60,960.12			
	30/07/2018	Disposal	(1,200.00)	(50,531.18)	0.00	0.00	10,428.94	54,550.86	50,531.18	4,019.68
	30/07/2018	Writeback	0.00	0.00	(8,143.09)	0.00	2,285.85	0.00	0.00	0.00
	01/08/2018	Purchase	1,150.00	57,137.38	0.00	0.00	59,423.23	0.00	0.00	0.00
	08/08/2018	Revaluation	0.00	0.00	828.77	0.00	60,252.00	0.00	0.00	0.00
	23/11/2018	Demerger	0.00	(17,081.17)	0.00	0.00	43,170.83			

Gale Family Superannuation Fund

Capital Gains Reconciliation Report

For the period: 01 July 2018 to 30 June 2019

	Total	Discounted	Indexed	Other	Notional
Losses available to offset					
Carried forward from prior losses	0.00				
Carried forward from prior losses - Collectables	0.00				
Current year capital losses	0.00				
Current year capital losses - Collectables	0.00				
Total Losses Available	0.00				
Total Losses Available - Collectables	0.00				
Capital Gains					
Capital gains from disposal of assets	0.00	0.00	0.00	0.00	0.00
Capital gains from disposal of assets - Collectables	0.00	0.00	0.00	0.00	0.00
Capital gains from trust distributions	0.00	0.00	0.00	0.00	0.00
Capital Gains Before Losses applied	0.00	0.00	0.00	0.00	0.00
Losses and discount applied					
Losses applied	0.00	0.00	0.00	0.00	0.00
Losses applied - Collectables	0.00	0.00	0.00	0.00	0.00
Capital gains after losses applied	0.00	0.00	0.00	0.00	0.00
Capital gains after losses applied - Collectables	0.00	0.00	0.00	0.00	0.00
CGT Discount applied	0.00				
CGT Discount applied - Collectables	0.00				

Gale Family Superannuation Fund

Capital Gains Reconciliation Report

For the period: 01 July 2018 to 30 June 2019

	Total	Discounted	Indexed	Other	Notional
Net Capital Gain					
Net capital gain	0.00				
Net capital gain - Collectables	0.00				
Total Net Capital Gain (11A)	0.00				
Net Capital Losses Carried Forward to later income					
Net Capital Losses Carried Forward to later income years	0.00				
Net Capital Losses Carried Forward to later income years - Collectables	0.00				
Total Net Capital Losses Carried Forward to later income years (14V)	0.00				

Note

Refer to Realised Gains Report for details of Disposals at a Security level

Refer to Distribution Reconciliation Report for Trust Distribution details at a Security level

Gale Family Superannuation Fund

Realised Capital Gains Report

For the period: 1 July 2018 to 30 June 2019

Investment		Accounting Treatment				Tax Treatment						
Purchase Contract Date	Disposal Contract Date	Units	Cost	Proceeds	Accounting Profit/(Loss)	Adjusted Cost Base	Reduced Cost Base	Indexed Cost Base	Indexed Gains	Discounted Gains (Gross)	Other Gains	Capital Loss
Shares in Listed Companies (Australian)												
Aurizon Holdings Limited												
30/12/2013	29/01/2019	7,800.00	38,130.41	34,292.11	(3,838.30)	38,130.41	38,130.41	0.00	0.00	0.00	0.00	(3,838.30)
		7,800.00	38,130.41	34,292.11	(3,838.30)	38,130.41	38,130.41	0.00	0.00	0.00	0.00	(3,838.30)
Australia And New Zealand Banking Group Limited												
18/05/2018	26/07/2018	2,000.00	55,829.97	57,947.80	2,117.83	55,829.97	55,829.97	0.00	0.00	0.00	2,117.83	0.00
		2,000.00	55,829.97	57,947.80	2,117.83	55,829.97	55,829.97	0.00	0.00	0.00	2,117.83	0.00
Coca-cola Amatil Limited												
26/04/2013	30/07/2018	700.00	10,255.37	6,294.33	(3,961.04)	10,255.37	10,255.37	0.00	0.00	0.00	0.00	(3,961.04)
15/04/2013	30/07/2018	1,000.00	14,579.83	8,991.90	(5,587.93)	14,579.83	14,579.83	0.00	0.00	0.00	0.00	(5,587.93)
04/06/2013	30/07/2018	800.00	10,468.02	7,193.52	(3,274.50)	10,468.02	10,468.02	0.00	0.00	0.00	0.00	(3,274.50)
11/07/2013	30/07/2018	800.00	9,950.90	7,193.52	(2,757.38)	9,950.90	9,950.90	0.00	0.00	0.00	0.00	(2,757.38)
		3,300.00	45,254.12	29,673.27	(15,580.85)	45,254.12	45,254.12	0.00	0.00	0.00	0.00	(15,580.85)
Commonwealth Bank Of Australia.												
01/08/2018	03/12/2018	1,000.00	74,575.76	71,938.20	(2,637.56)	74,575.76	74,575.76	0.00	0.00	0.00	0.00	(2,637.56)
		1,000.00	74,575.76	71,938.20	(2,637.56)	74,575.76	74,575.76	0.00	0.00	0.00	0.00	(2,637.56)
Computershare Limited.												
18/05/2018	23/05/2019	2,000.00	36,913.19	32,873.39	(4,039.80)	36,913.19	36,913.19	0.00	0.00	0.00	0.00	(4,039.80)
		2,000.00	36,913.19	32,873.39	(4,039.80)	36,913.19	36,913.19	0.00	0.00	0.00	0.00	(4,039.80)
Crown Resorts Limited												

Gale Family Superannuation Fund

Realised Capital Gains Report

For the period: 1 July 2018 to 30 June 2019

Investment		Accounting Treatment				Tax Treatment						
Purchase Contract Date	Disposal Contract Date	Units	Cost	Proceeds	Accounting Profit/(Loss)	Adjusted Cost Base	Reduced Cost Base	Indexed Cost Base	Indexed Gains	Discounted Gains (Gross)	Other Gains	Capital Loss
Shares in Listed Companies (Australian)												
14/10/2014	03/09/2018	1,100.00	14,960.48	15,105.50	145.02	14,960.48	14,960.48	0.00	0.00	145.02	0.00	0.00
		1,100.00	14,960.48	15,105.50	145.02	14,960.48	14,960.48	0.00	0.00	145.02	0.00	0.00
Navigator Global Investments Limited												
10/04/2015	04/10/2018	4,500.00	9,692.42	23,155.51	13,463.09	9,692.42	9,692.42	0.00	0.00	13,463.09	0.00	0.00
		4,500.00	9,692.42	23,155.51	13,463.09	9,692.42	9,692.42	0.00	0.00	13,463.09	0.00	0.00
Newcrest Mining Limited												
02/05/2013	29/01/2019	600.00	10,066.75	13,188.94	3,122.19	10,066.75	10,066.75	0.00	0.00	3,122.19	0.00	0.00
10/10/2018	29/01/2019	1,600.00	30,830.61	35,170.50	4,339.89	30,830.61	30,830.61	0.00	0.00	0.00	4,339.89	0.00
30/01/2019	19/02/2019	1,000.00	22,983.93	23,480.51	496.58	22,983.93	22,983.93	0.00	0.00	0.00	496.58	0.00
30/01/2019	25/02/2019	1,000.00	22,983.93	23,480.51	496.58	22,983.93	22,983.93	0.00	0.00	0.00	496.58	0.00
		4,200.00	86,865.22	95,320.46	8,455.24	86,865.22	86,865.22	0.00	0.00	3,122.19	5,333.05	0.00
QBE Insurance Group Limited												
18/05/2018	27/08/2018	3,000.00	30,988.98	30,719.80	(269.18)	30,988.98	30,988.98	0.00	0.00	0.00	0.00	(269.18)
		3,000.00	30,988.98	30,719.80	(269.18)	30,988.98	30,988.98	0.00	0.00	0.00	0.00	(269.18)
S&P/ASX 200												
07/12/2018	07/12/2018	20.00	113,375.33	111,662.40	(1,712.93)	113,375.33	113,375.33	0.00	0.00	0.00	0.00	(1,712.93)
		20.00	113,375.33	111,662.40	(1,712.93)	113,375.33	113,375.33	0.00	0.00	0.00	0.00	(1,712.93)
Santos Limited												
14/10/2014	30/07/2018	1,400.00	18,382.00	8,394.03	(9,987.97)	18,382.00	18,382.00	0.00	0.00	0.00	0.00	(9,987.97)
07/02/2017	30/07/2018	1,270.00	5,000.00	7,614.58	2,614.58	5,000.00	5,000.00	0.00	0.00	2,614.58	0.00	0.00

Gale Family Superannuation Fund

Realised Capital Gains Report

For the period: 1 July 2018 to 30 June 2019

Investment		Accounting Treatment				Tax Treatment						
Purchase Contract Date	Disposal Contract Date	Units	Cost	Proceeds	Accounting Profit/(Loss)	Adjusted Cost Base	Reduced Cost Base	Indexed Cost Base	Indexed Gains	Discounted Gains (Gross)	Other Gains	Capital Loss
Shares in Listed Companies (Australian)												
10/12/2015	30/07/2018	730.00	2,235.77	4,376.89	2,141.12	2,235.77	2,235.77	0.00	0.00	2,141.12	0.00	0.00
01/08/2018	27/08/2018	2,906.00	18,221.26	18,870.11	648.85	18,221.26	18,221.26	0.00	0.00	0.00	648.85	0.00
10/12/2015	27/08/2018	94.00	276.16	610.39	334.23	276.16	276.16	0.00	0.00	334.23	0.00	0.00
		6,400.00	44,115.19	39,866.00	(4,249.19)	44,115.19	44,115.19	0.00	0.00	5,089.93	648.85	(9,987.97)
Sonic Healthcare Limited												
27/06/2014	30/07/2018	1,200.00	20,430.16	29,373.54	8,943.38	20,430.16	20,430.16	0.00	0.00	8,943.38	0.00	0.00
		1,200.00	20,430.16	29,373.54	8,943.38	20,430.16	20,430.16	0.00	0.00	8,943.38	0.00	0.00
Telstra Corporation Limited.												
17/02/2015	21/08/2018	3,000.00	19,357.05	8,303.79	(11,053.26)	19,357.05	19,357.05	0.00	0.00	0.00	0.00	(11,053.26)
17/05/2013	21/08/2018	4,000.00	20,142.41	11,071.71	(9,070.70)	20,142.41	20,142.41	0.00	0.00	0.00	0.00	(9,070.70)
21/08/2018	28/06/2019	14,000.00	42,372.46	51,476.63	9,104.17	42,372.46	42,372.46	0.00	0.00	0.00	9,104.17	0.00
		21,000.00	81,871.92	70,852.13	(11,019.79)	81,871.92	81,871.92	0.00	0.00	0.00	9,104.17	(20,123.96)
Wesfarmers Limited												
04/06/2013	30/07/2018	240.88	9,377.78	10,950.20	1,572.42	9,377.78	9,377.78	0.00	0.00	1,572.42	0.00	0.00
17/05/2013	30/07/2018	485.46	20,781.91	22,068.37	1,286.46	20,781.91	20,781.91	0.00	0.00	1,286.46	0.00	0.00
02/05/2013	30/07/2018	473.66	20,371.49	21,532.29	1,160.80	20,371.49	20,371.49	0.00	0.00	1,160.80	0.00	0.00
		1,200.00	50,531.18	54,550.86	4,019.68	50,531.18	50,531.18	0.00	0.00	4,019.68	0.00	0.00
Westpac Banking Corporation												
28/06/2018	25/02/2019	2,000.00	57,721.79	50,957.10	(6,764.69)	57,721.79	57,721.79	0.00	0.00	0.00	0.00	(6,764.69)
		2,000.00	57,721.79	50,957.10	(6,764.69)	57,721.79	57,721.79	0.00	0.00	0.00	0.00	(6,764.69)

Gale Family Superannuation Fund

Realised Capital Gains Report

For the period: 1 July 2018 to 30 June 2019

Investment		Accounting Treatment				Tax Treatment						
Purchase Contract Date	Disposal Contract Date	Units	Cost	Proceeds	Accounting Profit/(Loss)	Adjusted Cost Base	Reduced Cost Base	Indexed Cost Base	Indexed Gains	Discounted Gains (Gross)	Other Gains	Capital Loss
Shares in Listed Companies (Australian)												
Woolworths Group Limited												
01/08/2014	30/07/2018	900.00	33,048.18	26,526.11	(6,522.07)	33,048.18	33,048.18	0.00	0.00	0.00	0.00	(6,522.07)
14/10/2014	30/07/2018	600.00	20,591.89	17,684.07	(2,907.82)	20,591.89	20,591.89	0.00	0.00	0.00	0.00	(2,907.82)
11/07/2013	29/01/2019	95.00	2,744.46	2,884.58	140.12	2,744.46	2,744.46	0.00	0.00	140.12	0.00	0.00
01/08/2018	29/01/2019	2,105.00	62,939.36	63,916.25	976.89	62,939.36	62,939.36	0.00	0.00	0.00	976.89	0.00
		3,700.00	119,323.89	111,011.01	(8,312.88)	119,323.89	119,323.89	0.00	0.00	140.12	976.89	(9,429.89)
		64,420.00	880,580.01	859,299.08	(21,280.93)	880,580.01	880,580.01	0.00	0.00	34,923.41	18,180.79	(74,385.13)
		64,420.00	880,580.01	859,299.08	(21,280.93)	880,580.01	880,580.01	0.00	0.00	34,923.41	18,180.79	(74,385.13)

25000 - Interest Received

2019 Financial Year

Preparer Sunil Kumar Gaur

Reviewer James McMahon

Status Completed

Account Code	Description	CY Balance	LY Balance	Change
Westpac Acc:34-8642	Westpac Acc:34-8642	(\$0.12)	(\$0.22)	(45.45)%
ETO Margin Account	ETO Margin Account	(\$9.57)		100%
GALE0010_OPTIONSCURR	Options Current Account D1085491		(\$10.01)	100%
Westpac Acc: 34-8634	Westpac Acc: 34-8634	(\$358.44)	(\$593.40)	(39.6)%
MBL962279501	Macquarie A/c 962279501	(\$2,552.57)	(\$4,638.70)	(44.97)%
GALEATOINT	ATO Interest	(\$0.52)	(\$2.71)	(80.81)%
TOTAL		CY Balance	LY Balance	
		(\$2,921.22)	(\$5,245.04)	

Supporting Documents

- Interest Reconciliation Report [Report](#)
- 2019 ETO Interest.pdf [ETO Margin Account](#)
- estatement (4).pdf [Westpac Acc: 34-8634](#)
- 2019 Macquarie Bank Interest.pdf [MBL962279501](#)
- ATO- ITA.pdf [GALEATOINT](#)

Standard Checklist

- Attach Interest Reconciliation Report
- Ensure all interest has been recorded from Bank Statements
- Review Statements to ensure all TFN withheld has been input

Gale Family Superannuation Fund

Interest Reconciliation Report

For The Period 01 July 2018 - 30 June 2019

Date	Payment Amount	Gross Interest	TFN Withheld	Foreign Income	Foreign Credits
Bank Accounts					
MBL962279501 Macquarie A/c 962279501					
31/07/2018	145.79	145.79			
31/08/2018	125.52	125.52			
28/09/2018	111.35	111.35			
31/10/2018	122.38	122.38			
30/11/2018	109.55	109.55			
31/12/2018	185.28	185.28			
31/01/2019	200.41	200.41			
28/02/2019	276.11	276.11			
29/03/2019	335.91	335.91			
30/04/2019	325.34	325.34			
31/05/2019	327.34	327.34			
28/06/2019	287.59	287.59			
	2,552.57	2,552.57			
Westpac Acc: 34-8634 Westpac Acc: 34-8634					
31/07/2018	43.03	43.03			
31/08/2018	41.73	41.73			
28/09/2018	37.19	37.19			
31/10/2018	35.61	35.61			
30/11/2018	32.40	32.40			

Gale Family Superannuation Fund

Interest Reconciliation Report

For The Period 01 July 2018 - 30 June 2019

Date	Payment Amount	Gross Interest	TFN Withheld	Foreign Income	Foreign Credits
31/12/2018	33.51	33.51			
31/01/2019	33.54	33.54			
28/02/2019	30.32	30.32			
29/03/2019	23.29	23.29			
30/04/2019	17.34	17.34			
31/05/2019	16.81	16.81			
28/06/2019	13.67	13.67			
	358.44	358.44			

Westpac Acc:34-8642 Westpac Acc:34-8642

31/07/2018	0.01	0.01			
31/08/2018	0.01	0.01			
28/09/2018	0.01	0.01			
31/10/2018	0.01	0.01			
30/11/2018	0.01	0.01			
31/12/2018	0.01	0.01			
31/01/2019	0.01	0.01			
28/02/2019	0.01	0.01			
29/03/2019	0.01	0.01			
30/04/2019	0.01	0.01			
31/05/2019	0.01	0.01			
28/06/2019	0.01	0.01			

Gale Family Superannuation Fund
Interest Reconciliation Report

For The Period 01 July 2018 - 30 June 2019

Date	Payment Amount	Gross Interest	TFN Withheld	Foreign Income	Foreign Credits
	0.12	0.12			
	2,911.13	2,911.13			
Derivatives (Options, Hybrids, Future Contracts)					
ETO Margin Account ETO Margin Account					
01/08/2018	9.57	9.57			
	9.57	9.57			
	9.57	9.57			
Other Assets					
GALEATOINT ATO Interest					
03/07/2018	0.52	0.52			
	0.52	0.52			
	0.52	0.52			
TOTAL	2,921.22	2,921.22			

Tax Return Reconciliation

	Totals	Tax Return Label
Gross Interest	2,921.22	11C



Sequoia Direct Pty Ltd
AFS Licence 341506 ABN 70 135 907 550

LEVEL 7, 7-15 MACQUARIE PLACE., SYDNEY NSW 2000, PO BOX R1837, ROYAL EXCHANGE NSW 1225
Tel 1300 130 545 Fax (61-2) 8114 2200 Web: www.sequoiadirect.com.au
Executed by D2MX Pty Ltd, ACN 113 959 596, AFSL 297950

MR WAYNE GALE & MRS MARGARET ANN GALE
GALE FAMILY S/F A/C
27 YALDARA STREET
CARSELDINE QLD 4034

PERIOD 01/07/2018 to 31/07/2018

ACCOUNT No. D1085491

ADVISOR STD - Sequoia Direct Online

PAGE 6 of 6

DATE	REF	TRANS	DESCRIPTION	DEBIT	CREDIT	BALANCE
30/07/2018	47285781	OC	SELL 10 CBA AUG-18 CALL 76 @ 0.4600			205,585.53
30/07/2018	47288075	OC	SELL 30 QBE AUG-18 CALL 10.25 @ 0.1700			205,585.53
31/07/2018	OPNETTI NG_OP	ON	Options Netting (Cash Settlement)	8,268.86		213,854.39
31/07/2018	OPNETTI NG_EQ	ON	Options Netting (Cash Settlement)		8,268.86Cr	205,585.53
31/07/2018	B101643	BP	MACQUARIE CMA BSB:182512 Acc:962279501	8,268.86		213,854.39
31/07/2018	IntAlloc	CI	Option Margin (Interest Earned)		9.57Cr	213,844.82
				558,559.49	401,853.71Cr	

DISCLAIMER: This document is intended only for the person to whom it is addressed. It may contain confidential information. If you receive this document in error, please immediately delete it from your system and notify the sender. You must not disclose, copy, use or rely on any part of this document if you are not the intended recipient. Each of D2MX Pty Ltd & Trader Dealer Online Pty Limited, their associates and respective Directors and each of their respective officers, agents and employees each declare that they, from time to time, may hold interests in securities and/or earn brokerage, fees or other benefits from transactions mentioned in this document. Any securities recommendation contained in this document is unsolicited general information only and is produced without any consideration of a client's investment objectives, financial situation or needs unless expressly stated in it. You should not act on any recommendation without first consulting your investment adviser. Each of D2MX Pty Ltd & Trader Dealer Online Pty Limited believe that any information or advice (including any securities recommendation) contained in this document is accurate when issued but does not warrant its accuracy or reliability. Each of D2MX Pty Ltd & Trader Dealer Online Pty Limited is not obliged to update you if the information or its advice changes. Each of D2MX Pty Ltd & Trader Dealer Online Pty Limited and each of their respective officers, agents and employees exclude to the full extent permitted by law all liability of whatever kind, in negligence, contract, under fiduciary duties or otherwise, for any loss or damage, whether indirect, consequential or otherwise, whether foreseeable or not, to the extent arising from or in connection with this document.



Australian Government
Australian Taxation Office

Agent SAM GRECO & CO.
Client THE TRUSTEE FOR GALE FAMILY
SUPERANNUATION FUND
ABN 60 569 208 970
TFN 892 215 602

Income tax 551

Date generated	27/02/2020
Overdue	\$0.00
Not yet due	\$0.00
Balance	\$0.00

Transactions

0 results found - from **01 July 2018** to **30 June 2019** sorted by **processed date** ordered **oldest to newest**



Australian Government

Australian Taxation Office

Agent SAM GRECO & CO.
Client THE TRUSTEE FOR GALE FAMILY
 SUPERANNUATION FUND
ABN 60 569 208 970
TFN 892 215 602

Income tax 551

Date generated	03/07/2019
Overdue	\$0.00
Not yet due	\$0.00
Balance	\$0.00

Transactions

7 results found - from **01 July 2017** to **30 June 2018** sorted by **processed date** ordered **newest to oldest**

Processed date	Effective date	Description	Debit (DR)	Credit (CR)	Balance
28 Jun 2018	3 Jul 2018	EFT refund for Income Tax for the period from 01 Jul 16 to 30 Jun 17	\$4,565.74		\$0.00
28 Jun 2018	28 Jun 2018	Interest on overpayment for Income Tax for the period from 01 Jul 16 to 30 Jun 17		\$0.52	\$4,565.74 CR
28 Jun 2018	28 Jun 2018	Tax return Self Man Superfund - Income Tax for the period from 01 Jul 16 to 30 Jun 17		\$4,565.22	\$4,565.22 CR
21 Aug 2017	24 Aug 2017	EFT refund for Income Tax for the period from 01 Jul 15 to 30 Jun 16	\$1,780.90		\$0.00
21 Aug 2017	21 Aug 2017	Amendment to interest on overpayment for Income Tax for the period from 01 Jul 15 to 30 Jun 16		x3-3 \$0.19	\$1,780.90 CR
17 Aug 2017	17 Aug 2017	Interest on overpayment for Income Tax for the period from 01 Jul 15 to 30 Jun 16		x3-3 \$2.52	\$1,780.71 CR
17 Aug 2017	28 Jul 2017	Tax return Self Man Superfund - Income Tax for the period from 01 Jul 15 to 30 Jun 16		\$1,778.19	\$1,778.19 CR



Macquarie Cash Management Account

enquiries 1800 806 310

account name WAYNE GALE &
MARGARET ANN GALE ATF
GALE FAMILY SUPERANNUATION FUND
account no. 962279501

	transaction	description	debits	credits	balance
05.06.19	Funds transfer	PP TO W AND M A GALE	1,200.00		323,440.83
07.06.19	Funds transfer	JNL5041 DATA SUBSCRIPTION FEE MAY 2019	66.00		323,374.83
19.06.19	Funds transfer	PP TO W AND M A GALE	1,200.00		322,174.83
28.06.19	Interest	MACQUARIE CMA INTEREST PAID*		287.59	322,462.42
28.06.19	Funds transfer	JNL5326 DERIVATIVE JOURNAL	7.70		322,454.72
		CLOSING BALANCE AS AT 30 JUN 19	353,982.48	497,236.36	322,454.72

* Stepped interest rates as at 30 June 2019: balances \$0.00 to \$4,999.99 earned 0.00%; balances \$5,000.00 and above earned 1.05%

annual interest summary 2018/2019

INTEREST PAID	2,552.57
TOTAL INCOME PAID	2,552.57

30100 - Accountancy Fees

2019 Financial Year

Preparer Sunil Kumar Gaur

Reviewer James McMahon

Status N/A - Not Applicable

Account Code	Description	CY Balance	LY Balance	Change
30100	Accountancy Fees		\$5,390.00	100%
TOTAL		CY Balance	LY Balance	
			\$5,390.00	

Supporting Documents

- General Ledger [Report](#)

Standard Checklist

- Attach all source documentation
- Ensure all Transactions have been entered

Gale Family Superannuation Fund

General Ledger

For The Period 01 July 2018 - 30 June 2019

Transaction Date	Description	Units	Debit	Credit	Balance \$
------------------	-------------	-------	-------	--------	------------

0.00 DR

Total Debits: 0.00

Total Credits: 0.00

30200 - Administration Costs

2019 Financial Year

Preparer Sunil Kumar Gaur

Reviewer James McMahon

Status Completed

Account Code	Description	CY Balance	LY Balance	Change
30200	Administration Costs	\$819.50	\$1,012.61	(19.07)%
TOTAL		CY Balance	LY Balance	
		\$819.50	\$1,012.61	

Supporting Documents

◦ General Ledger [Report](#)

Standard Checklist

- Attach all source documentation
- Ensure all Transactions have been entered

Notes

Sunil Kumar Gaur

Client Query | 30200

The monthly data subscription fee did not paid in Nov 2018 and Mar 2019. We request you to please provide Morrison Client transaction report (as provided in Jul and Aug 2018) for the month of Nov 2018 and Mar 2019 or provide any supporting document to confirm annual subscription fee paid during the year.

30/08/2020 12:00

Gale Family Superannuation Fund

General Ledger

For The Period 01 July 2018 - 30 June 2019

Transaction Date	Description	Units	Debit	Credit	Balance \$
Administration Costs (30200)					
<u>Administration Costs (30200)</u>					
23/07/2018	DATA SUBSCRIPTION FEE JUNE 2018 DT		107.25		107.25 DR
21/08/2018	DATA SUBSCRIPTION FEE JULY 2018 DT		66.00		173.25 DR
20/09/2018	JNL1640 DATA SUBSCRIPTION FEE AUGUST 201 DT		66.00		239.25 DR
19/10/2018	JNL2070 DATA SUBSCRIPTION FEE SEPTEMBER DT		107.25		346.50 DR
07/11/2018	S 78 LOT AZJCE\$4.3 29/11/2018 S 20 LOT CPUCE\$20.5 29/11/2018 S 12 LOT WESCE\$47.5 29/11/2018			41.25	305.25 DR
21/11/2018	PAYMENT TO MORRISON SECURITIES PTY LTD - DT		118.25		423.50 DR
11/12/2018	JNL2763 DATA SUBSCRIPTION FEE NOVEMBER 2 DT		66.00		489.50 DR
11/01/2019	JNL3053 DATA SUBSCRIPTION FEE DECEMBER 2 DT		66.00		555.50 DR
12/02/2019	JNL3388 DATA SUBSCRIPTION FEE JANUARY 20 DT		66.00		621.50 DR
10/04/2019	JNL4188 DATA SUBSCRIPTION FEE MARCH 2019 DT		66.00		687.50 DR
09/05/2019	JNL4571 DATA SUBSCRIPTION FEE APRIL 2019 DT		66.00		753.50 DR
07/06/2019	JNL5041 DATA SUBSCRIPTION FEE MAY 2019 DT		66.00		819.50 DR
			860.75	41.25	819.50 DR

Total Debits: 860.75

Total Credits: 41.25

30400 - ATO Supervisory Levy

2019 Financial Year

Preparer Sunil Kumar Gaur

Reviewer James McMahon

Status Completed

Account Code	Description	CY Balance	LY Balance	Change
30400	ATO Supervisory Levy	\$259.00	\$259.00	0%
TOTAL		CY Balance	LY Balance	
		\$259.00	\$259.00	

Supporting Documents

- General Ledger [Report](#)
- ATO- ITA.pdf

Standard Checklist

- Attach all source documentation
- Ensure all Transactions have been entered

Gale Family Superannuation Fund

General Ledger

For The Period 01 July 2018 - 30 June 2019

Transaction Date	Description	Units	Debit	Credit	Balance \$
ATO Supervisory Levy (30400)					
<u>ATO Supervisory Levy (30400)</u>					
03/07/2018	ATO ATO002000009635818 50		259.00		259.00 DR
			259.00		259.00 DR

Total Debits: 259.00

Total Credits: 0.00



Australian Government
Australian Taxation Office

Agent SAM GRECO & CO.
Client THE TRUSTEE FOR GALE FAMILY
SUPERANNUATION FUND
ABN 60 569 208 970
TFN 892 215 602

Income tax 551

Date generated	27/02/2020
Overdue	\$0.00
Not yet due	\$0.00
Balance	\$0.00

Transactions

0 results found - from **01 July 2018** to **30 June 2019** sorted by **processed date** ordered **oldest to newest**



Australian Government

Australian Taxation Office

Agent SAM GRECO & CO.
Client THE TRUSTEE FOR GALE FAMILY
 SUPERANNUATION FUND
ABN 60 569 208 970
TFN 892 215 602

Income tax 551

Date generated	03/07/2019
Overdue	\$0.00
Not yet due	\$0.00
Balance	\$0.00

Transactions

7 results found - from **01 July 2017** to **30 June 2018** sorted by **processed date** ordered **newest to oldest**

Processed date	Effective date	Description	Debit (DR)	Credit (CR)	Balance
28 Jun 2018	3 Jul 2018	EFT refund for Income Tax for the period from 01 Jul 16 to 30 Jun 17	\$4,565.74		\$0.00
28 Jun 2018	28 Jun 2018	Interest on overpayment for Income Tax for the period from 01 Jul 16 to 30 Jun 17		\$0.52	\$4,565.74 CR
28 Jun 2018	28 Jun 2018	Tax return Self Man Superfund - Income Tax for the period from 01 Jul 16 to 30 Jun 17		\$4,565.22	\$4,565.22 CR
21 Aug 2017	24 Aug 2017	EFT refund for Income Tax for the period from 01 Jul 15 to 30 Jun 16	\$1,780.90		\$0.00
21 Aug 2017	21 Aug 2017	Amendment to interest on overpayment for Income Tax for the period from 01 Jul 15 to 30 Jun 16		x3-3 \$0.19	\$1,780.90 CR
17 Aug 2017	17 Aug 2017	Interest on overpayment for Income Tax for the period from 01 Jul 15 to 30 Jun 16		x3-3 \$2.52	\$1,780.71 CR
17 Aug 2017	28 Jul 2017	Tax return Self Man Superfund - Income Tax for the period from 01 Jul 15 to 30 Jun 16		\$1,778.19	\$1,778.19 CR

30700 - Auditor's Remuneration

2019 Financial Year

Preparer Sunil Kumar Gaur

Reviewer James McMahon

Status N/A - Not Applicable

Account Code	Description	CY Balance	LY Balance	Change
30700	Auditor's Remuneration		\$781.00	100%
TOTAL		CY Balance	LY Balance	
			\$781.00	

Supporting Documents

- General Ledger [Report](#)

Standard Checklist

- Attach all source documentation
- Ensure all Transactions have been entered

Gale Family Superannuation Fund

General Ledger

For The Period 01 July 2018 - 30 June 2019

Transaction Date	Description	Units	Debit	Credit	Balance \$
------------------	-------------	-------	-------	--------	------------

0.00 DR

Total Debits: 0.00

Total Credits: 0.00

30900 - Advisor Fees

2019 Financial Year

Preparer Sunil Kumar Gaur

Reviewer James McMahon

Status Completed

Account Code	Description	CY Balance	LY Balance	Change
30900	Advisor Fees	\$24.16		100%
TOTAL		CY Balance	LY Balance	
		\$24.16		

Supporting Documents

- General Ledger [Report](#)
- Annual Financial Summary-20190628.pdf

Standard Checklist

- Attach all source documentation
- Ensure all Transactions have been entered

Gale Family Superannuation Fund

General Ledger

For The Period 01 July 2018 - 30 June 2019

Transaction Date	Description	Units	Debit	Credit	Balance \$
Advisor Fees (30900)					
<i>Advisor Fees (30900)</i>					
30/07/2018	Transfer Adviser Fees		6.94		6.94 DR
31/08/2018	JNL1332 DERIVATIVE JOURNAL 50 Sold 20 Option ANZ CE \$30 27092018		0.61		7.55 DR
25/01/2019	JNL3196 DERIVATIVE JOURNAL DT		6.71		14.26 DR
20/02/2019	JNL3493 DERIVATIVE JOURNAL DT		0.55		14.81 DR
22/02/2019	JNL3527 DERIVATIVE JOURNAL DT		1.65		16.46 DR
28/06/2019	JNL5326 DERIVATIVE JOURNAL DT		7.70		24.16 DR
			24.16		24.16 DR

Total Debits: 24.16

Total Credits: 0.00



Sequoia Direct Pty Ltd
ABN 52 614 536 917 CAR No. 1247917 of:
Sequoia Asset Management Pty Ltd
AFSL No. 341506 ABN 70 135 907 550
Level 7, 7-15 Macquarie Place Sydney NSW 2000
Phone: 1300 363 766 Website: www.sequoiadirect.com.au

Annual Financial Summary Statement

1/07/2018 to 28/06/2019

MR WAYNE GALE MRS MARGARET ANN GALE GALE FAMILY S/F
A/C
27 YALDARA STREET
CARSELDINE
QLD 4034
AUSTRALIA

Account: **D1085491**

Currency: **AUD**

Description	Amount
Premiums - Buy	500.00 DR
Premiums - Sell	17,711.04 CR
Daily Options Movement	15,899.06 DR
GST on Fees - Assignment Standard	1.77 DR
Fees - Assignments Standard	17.65 DR
GST on Fees - Registration Standard	20.48 DR
Fees - Registration Standard	204.48 DR
Cash Equalisation Adjustment	0.60 DR
GST on Commission - Standard	97.00 DR
Commissions - Standard	970.00 DR

This information is issued by Morrison Securities Pty Ltd (ABN 50 001 430 342 AFSL 241737), subject to the operating rules, procedures, directions, decisions and requirements of ASX Ltd, the ASIC Market Integrity Rules (Securities Markets) 2017, ASX Clear Pty Ltd and ASX Settlement Pty Ltd, the customs and usages of ASX, and the correction of errors and omissions. Information contained in this document is derived from a number of sources including confirmation information, current market price information and collateral held.

- End Of Statement -

38000 - Insurance

2019 Financial Year

Preparer Sunil Kumar Gaur

Reviewer James McMahon

Status Completed

Account Code	Description	CY Balance	LY Balance	Change
38000	Insurance	\$320.00		100%
TOTAL		CY Balance	LY Balance	
		\$320.00		

Supporting Documents

- General Ledger [Report](#)
- 31May19 Audit Shield.pdf

Standard Checklist

- Attach all source documentation
- Ensure all Transactions have been entered

Gale Family Superannuation Fund

General Ledger

For The Period 01 July 2018 - 30 June 2019

Transaction Date	Description	Units	Debit	Credit	Balance \$
Insurance (38000)					
<i>Insurance (38000)</i>					
31/05/2019	BPAY TO AUDIT SHIELD BP		320.00		320.00 DR
			320.00		320.00 DR

Total Debits: 320.00

Total Credits: 0.00

24 May 2019

Mr W Gale
Gale Family Superannuation Fund
27 Yaldara St
CARSELDINE QLD 4034

Bonus Protection in our Audit Shield Service

Dear Wayne,

The Australian Taxation Office and other relevant government revenue agencies are active in conducting audit activity, so we offer our Audit Shield service as an effective mechanism to protect you against unplanned professional fees which can arise as a result.

Take advantage of this offer promptly to enjoy extended protection at no extra cost. This service commences the next business day after your payment is received, and expires on **30 June 2020**.

Benefits of the Audit Shield service:

- **Relief:** In the event that you are subject to an audit, enquiry, investigation or review in relation to your lodged returns, the associated professional fees (up to a prescribed limit) are covered.
- **Retrospective protection:** Previously lodged returns are covered automatically.
- **Simple claim process:** In the event of a claim, we manage the process on your behalf.
- **You have a choice:** The offering is optional, so there is no compulsion to participate.

Important information about the Audit Shield service:

- Supported by thousands of accounting firms across Australia, over 500,000 businesses and individuals participate in the comprehensive Audit Shield service annually.
- We hold a tax audit insurance policy in our business name. By proceeding with our Audit Shield service, we will include you and your entities in our policy.
- The policy we hold is a group policy underwritten by AAI Limited (trading as Vero Insurance).
- Payment is tax deductible. In addition, included in your payment is a fee payable to us. This is simply used as recovery of our administrative costs for managing this service.
- You can continue to benefit from the service on the proviso that we are acting as your registered tax agent.
- Participation in this service is not automatic.

To be protected by Audit Shield, simply provide payment as indicated on the *Client Acceptance Form*. We have worked closely with our service provider and Macquarie Bank to offer you an automated payment portal (DEFT Payment Systems). Please note that this portal is for Audit Shield service payments only. All payments related to this service must be made via this secure system and will remain in our control.

If you do not want to participate, you don't have to do anything but if you wish to formally decline, please follow the instructions on the *Client Decline Form*. If you have any queries with respect to this offer, refer to the enclosed FAQs or contact us.

Yours faithfully,



Sam Greco
Sam Greco & Co.

CLIENT ACCEPTANCE FORM

Gale Family Superannuation Fund
 27 Yaldara St
 CARSELDINE QLD 4034

Tax Invoice
 TAI-19139477

 Ref: GALE0010
 24 May 2019

This *Client Acceptance Form* is your invitation to participate in the Sam Greco & Co Audit Shield service. Participation in the Audit Shield service is active the next business day upon receipt of payment. Liability limited by a scheme approved under Professional Standards Legislation. This document serves as a tax invoice/receipt upon payment.

Details
 Expiry Date: 30 June 2020 at 4p.m.
 Level of Cover: \$ 10,000.00
 Turnover Category: Self-Managed Super Fund

Name of Entities / Individuals to be covered:
Gale Family Superannuation Fund

Payment



Fee for Audit Shield service participation:	\$ 290.91
GST Added:	\$ 29.09
<u>Amount Due:</u>	\$ 320.00

Privacy Statement
 By paying this invoice, and in the event of any claims, you authorise us to provide reasonable personal/private information about you and/or any related entity to support the claim.

-----<----- For cheque payments, please detach beneath this line and forward it along with your cheque payment in the enclosed envelope ----->-----



DEFT Reference Number: 404251191394774

<p>BPAY</p> <p>To pay via BPAY, use the following details:</p>  <p>Bill Code: 253575 Bill Reference: 404251191394774</p> <p>Contact your participating financial institution to make a payment from your cheque or savings account.</p>	<p>Mail</p> <p>Post cheques to: GPO BOX 794, BRISBANE QLD 4001.</p>  <p>Cheques must accompany this form and are payable to: Audit Shield - Sam Greco & Co Please note this GPO Box is for cheque payments only.</p>	<p>Total Due</p> <p>\$320.00</p>
---	---	--



Our Audit Shield Service - Your Opportunity For Protection

Our Audit Shield service provides for the professional costs associated with audit activity. It is an optional service we provide to ensure you do not incur unexpected costs.

Audit activity in relation to your SMSF can be costly and time consuming.

The cost of additional fees incurred as a result of audit activity can be considerable depending on the length of time involved in the process, which can vary from a phone enquiry to a complete audit of lodged returns.

The Australian Taxation Office (ATO) now has unprecedented access to data matching that makes it simpler and far more likely that they will pursue previously untargeted taxpayers. Our Audit Shield service is an effective mechanism to protect you against unplanned professional fees which can arise as a result of audit activity.

SMSF Audit case study:

The ATO instigated an audit of lodged SMSF Annual Returns on an Audit Shield participant. The audit concentrated on property investment income and expenses, limited recourse borrowing arrangements and member benefit payments.

The outcome of the audit was that the rental property was appropriately owned and accounted for, and the member benefit payments had appropriate conditions of release.

Professional fees of \$6,225 were incurred, and fully covered by Audit Shield.

This case study shows how Audit Shield helps to put a participant's mind at ease during a stressful situation, and saves the participant from the significant costs which are associated with audit activity.

The benefits of our Audit Shield service:

- ✓ A cost effective way to avoid the stress and disruptions that can be imposed by audit activity.
- ✓ Professional fees associated with audit activity (up to a prescribed limit) are covered.
- ✓ Payment for your participation in our Audit Shield service is tax deductible.
- ✓ The cover is retrospective, so previously lodged returns are covered automatically.
- ✓ Audit Shield is optional, so you have a choice whether to participate or not.

Audit Shield Service - Frequently Asked Questions



What is the Audit Shield service?

The Audit Shield service provides for the payment of our professional fees otherwise payable by you when incurred as a result of our accounting firm being required to respond, on your behalf, to an audit, enquiry, investigation, review or examination (audit activity) of your lodged returns or your financial compliance obligations instigated by the Australian Taxation Office (ATO) or other Australian Government revenue agencies.



What is the benefit of the Audit Shield service?

Data matching becomes more sophisticated each year. This makes it simpler and far more likely for previously untargeted tax payers to encounter audit activity, despite compliancy. With the Audit Shield service, you can rest assured knowing that our professional fees will be covered, and the accounting and taxation work will be undertaken, in relation to the audit activity. Often these fees can be greater than those we may charge you for completing the return(s).



What is included under the Audit Shield service?

Professional fees otherwise payable to us that have been incurred in responding to audit activity until the completion of the matter, or until the cover limit as stated on your *Client Acceptance Form* is exhausted, will be covered under the Audit Shield service. Fees of any other external specialist (e.g. taxation lawyers) or relevant consultant engaged or instructed by us to assist us in a response to audit activity are also covered. Both during (interim payments) and/or upon conclusion of the audit activity, we will present for payment our fees on your behalf to the insurer for recovery against the policy. Should a difference arise between our fees and the amount available to be covered against the policy, we may need to seek the shortfall payment of our fees from you. Your cover begins from the next business day after our receipt of your participation fee (see the attached *Client Acceptance Form* for further details).

Will my professional fees be covered?

Yes. Costs (professional fees) which are directly related to the work we are required to undertake as a result of audit activity will ordinarily be covered (up to the prescribed cover limit). The cost of these additional fees can be considerable depending on the amount of time required to attend to the audit activity. Standard fees associated with any typical compliance or other work conducted throughout the year are excluded.

What could the ATO target via audits, enquiries, investigations and reviews of lodged SMSF returns?

- > Asset Valuations
- > Borrowing Rules (LRBAs)
- > Capital Gains Tax
- > Conditions of Release
- > Contributions Tax
- > Disqualified Trustees
- > GST/BAS (if applicable)
- > Income Tax
- > In House Asset Rules
- > Investments in Non Listed Entities
- > Non Arms-Length Transactions
- > Overseas Assets
- > Ownership of Assets
- > Pension/Benefit Payments
- > Preservation Rules
- > Record Keeping
- > Related Party Assets
- > SIS Contraventions
- > Sole Purpose Test
- > Plus much more



What is not included?

We have carefully selected our Audit Shield policy to provide the widest possible coverage for us and our clients. However, we do remind our clients that such items or circumstances as listed below are not covered:

- > Actions in regard to any notices from the ATO or any other government revenue agency that are educational or advisory in nature or merely suggest, invite or propose actions to be taken by you; or act as a warning to you that you may be selected for audit activity at a future time; or do not compel you to take any action.
- > If the ATO auditor imposes final culpability/shortfall penalties of 75% or more, and/or the return is deemed to have been fraudulently lodged.
- > Audit activity where notification was given prior to the inception of cover (i.e. prior to our receipt of your participation fee).
- > Excess superannuation contribution tax issues are not included in the SMSF specific cover as these issues are directed at the individual member, not the SMSF.
- > Any fine or penalties imposed or for any amounts payable pursuant to an amended notice of assessment or adjustment including but not limited to additional tax, duty, government impost or similar payments.
- > Costs for work incurred which should have been undertaken prior to the audit activity (e.g. outstanding lodgements).
- > Any matter in relation to applications, assessments or reviews of government benefits or entitlements and any form of activity involving a review relevant to you maintaining industry status, licence compliance, membership or any form of application, registration or re-registration process.

Important information:

If an official enquiry, official investigation, official review or official examination escalates or results in an audit, then this will be viewed as one audit for the purposes of this service.

Is it possible to arrange a pro rata fee for the Audit Shield service?

Yes, depending on your date of payment a pro rata fee may be available. Please speak with us to discuss the specifics of this option.



Is the cost tax deductible?

Yes. A tax deduction should ordinarily be claimable for your participation fees.

Who is Vero Insurance and how can they be contacted?

AAI Limited trading as Vero Insurance is a wholly owned subsidiary of Suncorp Group Limited.

Postal Address: GPO Box 3999, Sydney NSW 2001

Telephone: 13 18 13

Email: veroinformation@vero.com.au



CLIENT DECLINE FORM

Gale Family Superannuation Fund

Client Code: GALE0010

DEFT Reference Number: 404251191394774

If you do not wish to participate in our Audit Shield service, please decline by following the instructions listed below:

- Step 1.** Visit <https://pay.auditshield.com.au/samgreco>
- Step 2.** Click the 'Decline Participation' link at the bottom of the page.
- Step 3.** A form will appear with the pre-loaded type of query (Decline participation). Complete the other mandatory fields.

By following the steps listed above, you are acknowledging that you have been offered participation in the Sam Greco & Co Audit Shield service and do not wish to participate. You acknowledge that you will be excluded from the coverage the service provides and will be charged separately for any professional fees and/or costs that may occur in the event of any audit activity by the Australian Taxation Office (ATO) or any other government body.

41600 - Pensions Paid

2019 Financial Year

Preparer Sunil Kumar Gaur

Reviewer James McMahon

Status Completed

Account Code	Description	CY Balance	LY Balance	Change
GALWAY00004P	(Pensions Paid) Gale, Wayne - Pension (Account Based Pension)		\$33,978.88	100%
GALWAY00005P	(Pensions Paid) Gale, Wayne - Pension (Account Based Pension 2)	\$5,000.00		100%
GALMAR00001P	(Pensions Paid) Gale, Margaret Ann - Pension (Pension)	\$99,119.18	\$24,983.76	296.73%
GALWAY00001P	(Pensions Paid) Gale, Wayne - Pension (Account Based Pension)	\$160,350.00	\$48,670.56	229.46%
GALMAR00004P	(Pensions Paid) Gale, Margaret Ann - Pension (Account Based Pension 3)		\$13,176.19	100%
GALMAR00003P	(Pensions Paid) Gale, Margaret Ann - Pension (Account Based Pension)		\$70,840.05	100%
GALWAY00003P	(Pensions Paid) Gale, Wayne - Pension (Account Based Pension)		\$39,550.56	100%
GALMAR00005P	(Pensions Paid) Gale, Margaret Ann - Pension (Account Based Pension 4)	\$4,000.00		100%
GALMAR000056P	(Pensions Paid) Gale, Margaret Ann - Pension (Account Based Pension 5)	\$530.82		100%
GALMAR000057P	(Pensions Paid) Gale, Margaret Ann - Pension (Account Based Pension 6)	\$350.00		100%
GALWAY000034P	(Pensions Paid) Gale, Wayne - Pension (Account Based Pension 5)	\$350.00		100%
TOTAL		CY Balance	LY Balance	
		\$269,700.00	\$231,200.00	

Supporting Documents

- Pension Summary Report [Report](#)
- members_summary-wp-2019.pdf

Standard Checklist

- Attach copy of Pension Summary Report
- Ensure Member(s) have been advised of pension for coming year
- Ensure Minimum Pension has been paid for each account

Gale Family Superannuation Fund

Pension Summary Report

As at 30/06/2019

Member Name : Gale, Wayne

Member Age : 64* (Date of Birth : 28/08/1954)

Member Code	Pension Type	Pension Start Date	Tax Free	Min / PF	Minimum	Maximum	Gross Pension Payments	PAYG	Net Pension Payment	Amount to reach Minimum
GALWAY 00001P	Account Based Pension	29/08/2014	39.69%	4.00%	\$17,040.00	N/A	\$160,350.00	\$0.00	\$160,350.00	NIL

GALWAY 00003P	Account Based Pension	01/07/2015	31.68%	4.00%	\$0.00	N/A	\$0.00	\$0.00	\$0.00	NIL
---------------	-----------------------	------------	--------	-------	--------	-----	--------	--------	--------	-----

GALWAY 00004P	Account Based Pension	01/07/2017	17.22%	4.00%	\$0.00	N/A	\$0.00	\$0.00	\$0.00	NIL
---------------	-----------------------	------------	--------	-------	--------	-----	--------	--------	--------	-----

GALWAY 00005P	Account Based Pension	25/06/2018	100.00 %	4.00%	\$3,970.00	N/A	\$5,000.00	\$0.00	\$5,000.00	NIL
---------------	-----------------------	------------	----------	-------	------------	-----	------------	--------	------------	-----

GALWAY 00034P	Account Based Pension	31/05/2019	100.00 %	4.00%	\$340.00	N/A	\$350.00	\$0.00	\$350.00	NIL
---------------	-----------------------	------------	----------	-------	----------	-----	----------	--------	----------	-----

					\$21,350.00	\$0.00	\$165,700.00	\$0.00	\$165,700.00	\$0.00
--	--	--	--	--	-------------	--------	--------------	--------	--------------	--------

Member Name : Gale, Margaret Ann

Member Age : 64* (Date of Birth : 07/11/1954)

Member	Pension	Pension	Tax	Min /	Minimum	Maximum	Gross	PAYG	Net Pension	Amount to
--------	---------	---------	-----	-------	---------	---------	-------	------	-------------	-----------

Gale Family Superannuation Fund

Pension Summary Report

As at 30/06/2019

Code	Type	Start Date	Free	PF			Pension Payments		Payment	reach Minimum
GALMAR 00001P	Account Based Pension	07/11/2014	32.09%	4.00%	\$4,090.00	N/A	\$99,119.18	\$0.00	\$99,119.18	NIL
GALMAR 00003P	Account Based Pension	01/07/2015	100.00%	4.00%	\$0.00	N/A	\$0.00	\$0.00	\$0.00	NIL
GALMAR 00004P	Account Based Pension	01/07/2017	96.87%	4.00%	\$0.00	N/A	\$0.00	\$0.00	\$0.00	NIL
GALMAR 00005P	Account Based Pension	25/06/2018	100.00%	4.00%	\$3,970.00	N/A	\$4,000.00	\$0.00	\$4,000.00	NIL
GALMAR 00056P	Account Based Pension	09/08/2018	100.00%	4.00%	\$20.00	N/A	\$530.82	\$0.00	\$530.82	NIL
GALMAR 00057P	Account Based Pension	31/05/2019	100.00%	4.00%	\$340.00	N/A	\$350.00	\$0.00	\$350.00	NIL
					\$8,420.00	\$0.00	\$104,000.00	\$0.00	\$104,000.00	\$0.00
Total :										
					\$29,770.00	\$0.00	\$269,700.00	\$0.00	\$269,700.00	\$0.00

*Age as at 01/07/2018 or pension start date for new pensions.

Gale Family Superannuation Fund

Members Summary Report

As at 30 June 2019

Opening Balance	Increases				Decreases					Closing Balance	
	Contributions	Transfers In	Net Earnings	Insurance Proceeds	Pensions Paid	Contributions Tax	Taxes Paid	Benefits Paid/ Transfers Out	Insurance Premiums		Member Expenses
Wayne Gale (Age: 64)											
GALWAY00001P - Account Based Pension 4 - Tax Free: 39.69%											
425,935.17			36,056.45		160,350.00						301,641.62
GALWAY00002A - Accumulation											
	100,000.00							100,000.00			
GALWAY00003P - Account Based Pension 3 - Tax Free: 31.68%											
GALWAY00004P - Account Based Pension - Tax Free: 17.22%											
GALWAY00005P - Account Based Pension 2 - Tax Free: 100.00%											
99,288.61			8,863.68		5,000.00						103,152.29
GALWAY00034P - Account Based Pension 5 - Tax Free: 100.00%											
		100,000.00	946.04		350.00						100,596.04
525,223.78	100,000.00	100,000.00	45,866.17		165,700.00			100,000.00			505,389.95
Margaret Ann Gale (Age: 64)											
GALMAR00001P - Pension - Tax Free: 32.09%											
102,157.27			8,416.22		99,119.18						11,454.31

Gale Family Superannuation Fund
Members Summary Report

As at 30 June 2019

Opening Balance	Increases				Decreases					Closing Balance	
	Contributions	Transfers In	Net Earnings	Insurance Proceeds	Pensions Paid	Contributions Tax	Taxes Paid	Benefits Paid/ Transfers Out	Insurance Premiums		Member Expenses
GALMAR00002A - Accumulation											
	100,500.00							100,500.00			
GALMAR00003P - Account Based Pension 2 - Tax Free: 100.00%											
GALMAR00004P - Account Based Pension 3 - Tax Free: 96.87%											
GALMAR00005P - Account Based Pension 4 - Tax Free: 100.00%											
99,289.14			8,895.21		4,000.00						104,184.35
GALMAR000056P - Account Based Pension 5 - Tax Free: 100.00%											
		500.00	30.82		530.82						
GALMAR000057P - Account Based Pension 6 - Tax Free: 100.00%											
		100,000.00	945.36		350.00						100,595.36
201,446.41	100,500.00	100,500.00	18,287.61		104,000.00			100,500.00			216,234.02
726,670.19	200,500.00	200,500.00	64,153.78		269,700.00			200,500.00			721,623.97

48500 - Income Tax Expense

2019 Financial Year

Preparer Sunil Kumar Gaur

Reviewer James McMahon

Status N/A - Not Applicable

Account Code	Description	CY Balance	LY Balance	Change
48500	Income Tax Expense	(\$8,395.95)	(\$3,849.22)	118.12%
TOTAL		CY Balance	LY Balance	
		(\$8,395.95)	(\$3,849.22)	

Supporting Documents

No supporting documents

49000 - Profit/Loss Allocation Account

2019 Financial Year

Preparer Sunil Kumar Gaur

Reviewer James McMahon

Status N/A - Not Applicable

Account Code	Description	CY Balance	LY Balance	Change
49000	Profit/Loss Allocation Account	(\$5,046.22)	\$8,371.90	(160.28)%
TOTAL		CY Balance	LY Balance	
		(\$5,046.22)	\$8,371.90	

Supporting Documents

No supporting documents

50000 - Members

2019 Financial Year

Preparer Sunil Kumar Gaur

Reviewer James McMahon

Status Completed

Account Code	Description	Opening Balance	Contribution Income	Earnings	Member Payments	Tax & Fees	Closing Balance	Change
GALMAR00001P	Gale, Margaret Ann - Pension (Pension)	(\$102,157.27)		(\$8,416.22)	\$99,119.18		(\$11,454.31)	(88.79)%
GALMAR00002A	Gale, Margaret Ann - Accumulation (Accumulation)		(\$100,500.00)		\$100,500.00			0%
GALMAR00003P	Gale, Margaret Ann - Pension (Account Based Pension)			\$0.00				0%
GALMAR00004P	Gale, Margaret Ann - Pension (Account Based Pension 3)			\$0.00				
GALMAR00005P	Gale, Margaret Ann - Pension (Account Based Pension 4)	(\$99,289.14)		(\$8,895.21)	\$4,000.00		(\$104,184.35)	4.93%
GALMAR000056P	Gale, Margaret Ann - Pension (Account Based Pension 5)		(\$500.00)	(\$30.82)	\$530.82			
GALMAR000057P	Gale, Margaret Ann - Pension (Account Based Pension 6)		(\$100,000.00)	(\$945.36)	\$350.00		(\$100,595.36)	

Account Code	Description	Opening Balance	Contribution Income	Earnings	Member Payments	Tax & Fees	Closing Balance	Change
GALWAY00001P	Gale, Wayne - Pension (Account Based Pension)	(\$425,935.17)		(\$36,056.45)	\$160,350.00		(\$301,641.62)	(29.18)%
GALWAY00002A	Gale, Wayne - Accumulation (Accumulation)		(\$100,000.00)		\$100,000.00			0%
GALWAY00003P	Gale, Wayne - Pension (Account Based Pension)			\$0.00				0%
GALWAY00004P	Gale, Wayne - Pension (Account Based Pension)			\$0.00				
GALWAY00005P	Gale, Wayne - Pension (Account Based Pension 2)	(\$99,288.61)		(\$8,863.68)	\$5,000.00		(\$103,152.29)	3.89%
GALWAY00034P	Gale, Wayne - Pension (Account Based Pension 5)		(\$100,000.00)	(\$946.04)	\$350.00		(\$100,596.04)	
TOTAL		Opening Balance	Contribution Income	Earnings	Member Payments	Tax & Fees	Closing Balance	
		(\$726,670.19)	(\$401,000.00)	(\$64,153.78)	\$470,200.00		(\$721,623.97)	

Supporting Documents

◦ [Members Summary Report](#)

- Members Statements [Report](#)

Standard Checklist

- Attach copies of Members Statements

Members Statement

Wayne Gale
 27 Yaldara Street
 Carseldine, Queensland, 4034, Australia

Your Details

Date of Birth : 28/08/1954
 Age: 64
 Tax File Number: 316773848
 Date Joined Fund: 20/11/2008
 Service Period Start Date: 04/01/1971
 Date Left Fund:
 Member Code: GALWAY00001P
 Account Start Date 01/07/2017
 Account Phase: Retirement Phase
 Account Description: Account Based Pension 4

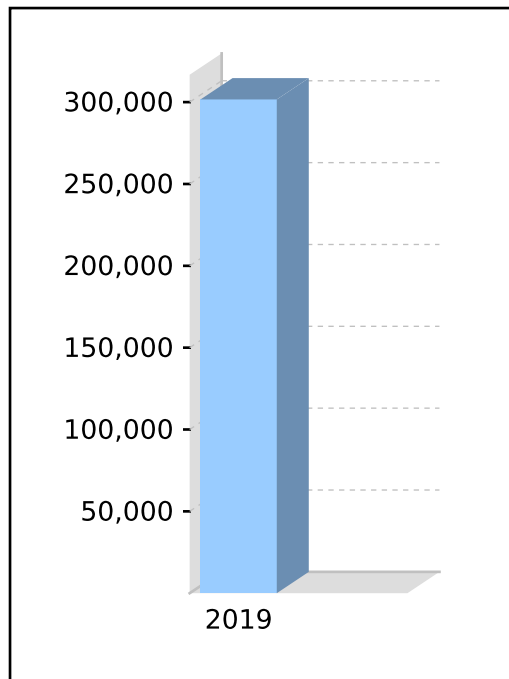
Nominated Beneficiaries Margaret Ann Gale
 Vested Benefits 301,641.62
 Total Death Benefit 301,641.62
 Current Salary 0.00
 Previous Salary 0.00
 Disability Benefit 0.00

Your Balance

Total Benefits 301,641.62

Preservation Components
 Preserved (145,600.00)
 Unrestricted Non Preserved 447,241.62
 Restricted Non Preserved

Tax Components
 Tax Free (39.69%) 119,730.73
 Taxable 181,910.89



Your Detailed Account Summary

	This Year
Opening balance at 01/07/2018	425,935.17
<u>Increases to Member account during the period</u>	
Employer Contributions	
Personal Contributions (Concessional)	
Personal Contributions (Non Concessional)	
Government Co-Contributions	
Other Contributions	
Proceeds of Insurance Policies	
Transfers In	
Net Earnings	36,056.45
Internal Transfer In	
<u>Decreases to Member account during the period</u>	
Pensions Paid	160,350.00
Contributions Tax	
Income Tax	
No TFN Excess Contributions Tax	
Excess Contributions Tax	
Refund Excess Contributions	
Division 293 Tax	
Insurance Policy Premiums Paid	
Management Fees	
Member Expenses	
Benefits Paid/Transfers Out	
Superannuation Surcharge Tax	
Internal Transfer Out	
Closing balance at 30/06/2019	301,641.62

Members Statement

Wayne Gale
 27 Yaldara Street
 Carseldine, Queensland, 4034, Australia

Your Details

Date of Birth : 28/08/1954
 Age: 64
 Tax File Number: 316773848
 Date Joined Fund: 20/11/2008
 Service Period Start Date: 04/01/1971
 Date Left Fund:
 Member Code: GALWAY00002A
 Account Start Date 20/11/2008
 Account Phase: Accumulation Phase
 Account Description: Accumulation

Nominated Beneficiaries N/A
 Vested Benefits
 Total Death Benefit 0.00
 Current Salary 0.00
 Previous Salary 0.00
 Disability Benefit 0.00

Your Balance

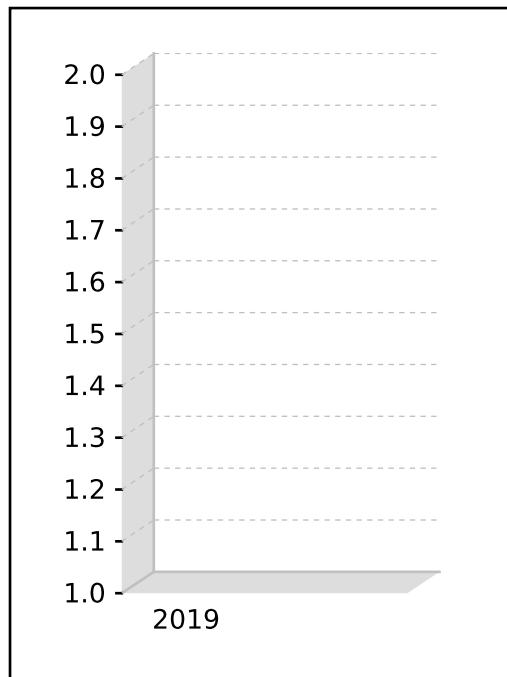
Total Benefits

Preservation Components

Preserved
 Unrestricted Non Preserved
 Restricted Non Preserved

Tax Components

Tax Free
 Taxable



Your Detailed Account Summary

	This Year
Opening balance at 01/07/2018	
<u>Increases to Member account during the period</u>	
Employer Contributions	
Personal Contributions (Concessional)	
Personal Contributions (Non Concessional)	100,000.00
Government Co-Contributions	
Other Contributions	
Proceeds of Insurance Policies	
Transfers In	
Net Earnings	
Internal Transfer In	
<u>Decreases to Member account during the period</u>	
Pensions Paid	
Contributions Tax	
Income Tax	
No TFN Excess Contributions Tax	
Excess Contributions Tax	
Refund Excess Contributions	
Division 293 Tax	
Insurance Policy Premiums Paid	
Management Fees	
Member Expenses	
Benefits Paid/Transfers Out	
Superannuation Surcharge Tax	
Internal Transfer Out	100,000.00
Closing balance at 30/06/2019	0.00

Members Statement

Wayne Gale
 27 Yaldara Street
 Carseldine, Queensland, 4034, Australia

Your Details

Date of Birth : 28/08/1954
 Age: 64
 Tax File Number: 316773848
 Date Joined Fund: 20/11/2008
 Service Period Start Date: 04/01/1971
 Date Left Fund:
 Member Code: GALWAY00003P
 Account Start Date 01/07/2017
 Account Phase: Retirement Phase
 Account Description: Account Based Pension 3

Nominated Beneficiaries Margaret Ann Gale
 Vested Benefits
 Total Death Benefit 0.00
 Current Salary 0.00
 Previous Salary 0.00
 Disability Benefit 0.00

Your Balance


Total Benefits

Preservation Components

Preserved (1,800.00)
 Unrestricted Non Preserved 1,800.00
 Restricted Non Preserved

Tax Components

Tax Free (31.68%) 1.18
 Taxable (1.18)



Your Detailed Account Summary

This Year

Opening balance at 01/07/2018

Increases to Member account during the period

- Employer Contributions
- Personal Contributions (Concessional)
- Personal Contributions (Non Concessional)
- Government Co-Contributions
- Other Contributions
- Proceeds of Insurance Policies
- Transfers In
- Net Earnings
- Internal Transfer In

Decreases to Member account during the period

- Pensions Paid
- Contributions Tax
- Income Tax
- No TFN Excess Contributions Tax
- Excess Contributions Tax
- Refund Excess Contributions
- Division 293 Tax
- Insurance Policy Premiums Paid
- Management Fees
- Member Expenses
- Benefits Paid/Transfers Out
- Superannuation Surcharge Tax
- Internal Transfer Out

Closing balance at 30/06/2019 0.00

Members Statement

Wayne Gale
 27 Yaldara Street
 Carseldine, Queensland, 4034, Australia

Your Details

Date of Birth : 28/08/1954
 Age: 64
 Tax File Number: 316773848
 Date Joined Fund: 20/11/2008
 Service Period Start Date: 04/01/1971
 Date Left Fund:
 Member Code: GALWAY00004P
 Account Start Date 01/07/2017
 Account Phase: Retirement Phase
 Account Description: Account Based Pension

Nominated Beneficiaries Margaret Ann Gale
 Vested Benefits
 Total Death Benefit 0.00
 Current Salary 0.00
 Previous Salary 0.00
 Disability Benefit 0.00

Your Balance


Total Benefits

Preservation Components

Preserved (31,941.58)
 Unrestricted Non Preserved 31,941.58
 Restricted Non Preserved

Tax Components

Tax Free (17.22%) (0.34)
 Taxable 0.34



Your Detailed Account Summary

This Year

Opening balance at 01/07/2018

Increases to Member account during the period

- Employer Contributions
- Personal Contributions (Concessional)
- Personal Contributions (Non Concessional)
- Government Co-Contributions
- Other Contributions
- Proceeds of Insurance Policies
- Transfers In
- Net Earnings
- Internal Transfer In

Decreases to Member account during the period

- Pensions Paid
- Contributions Tax
- Income Tax
- No TFN Excess Contributions Tax
- Excess Contributions Tax
- Refund Excess Contributions
- Division 293 Tax
- Insurance Policy Premiums Paid
- Management Fees
- Member Expenses
- Benefits Paid/Transfers Out
- Superannuation Surcharge Tax
- Internal Transfer Out

Closing balance at 30/06/2019 0.00

Members Statement

Wayne Gale
 27 Yaldara Street
 Carseldine, Queensland, 4034, Australia

Your Details

Date of Birth : 28/08/1954
 Age: 64
 Tax File Number: 316773848
 Date Joined Fund: 20/11/2008
 Service Period Start Date: 04/01/1971
 Date Left Fund:
 Member Code: GALWAY00005P
 Account Start Date: 25/06/2018
 Account Phase: Retirement Phase
 Account Description: Account Based Pension 2

Nominated Beneficiaries N/A
 Vested Benefits 103,152.29
 Total Death Benefit 103,152.29
 Current Salary 0.00
 Previous Salary 0.00
 Disability Benefit 0.00

Your Balance

Total Benefits 103,152.29

Preservation Components

Preserved

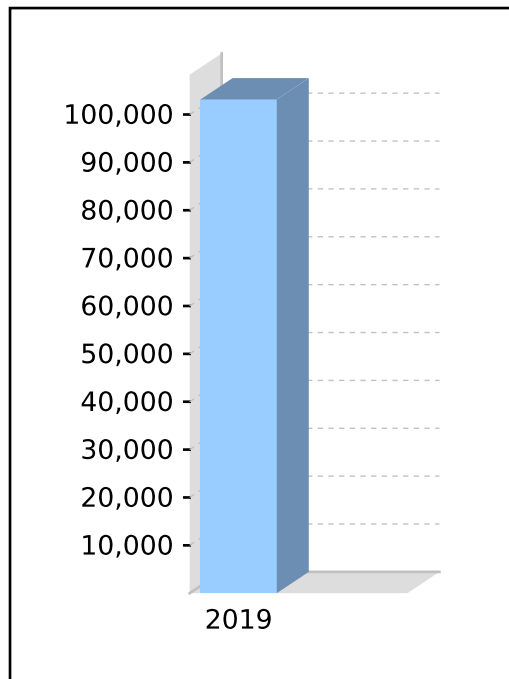
Unrestricted Non Preserved 103,152.29

Restricted Non Preserved

Tax Components

Tax Free (100.00%) 103,152.29

Taxable



Your Detailed Account Summary

	This Year
Opening balance at 01/07/2018	99,288.61
<u>Increases to Member account during the period</u>	
Employer Contributions	
Personal Contributions (Concessional)	
Personal Contributions (Non Concessional)	
Government Co-Contributions	
Other Contributions	
Proceeds of Insurance Policies	
Transfers In	
Net Earnings	8,863.68
Internal Transfer In	
<u>Decreases to Member account during the period</u>	
Pensions Paid	5,000.00
Contributions Tax	
Income Tax	
No TFN Excess Contributions Tax	
Excess Contributions Tax	
Refund Excess Contributions	
Division 293 Tax	
Insurance Policy Premiums Paid	
Management Fees	
Member Expenses	
Benefits Paid/Transfers Out	
Superannuation Surcharge Tax	
Internal Transfer Out	
Closing balance at 30/06/2019	103,152.29

Members Statement

Wayne Gale
 27 Yaldara Street
 Carseldine, Queensland, 4034, Australia

Your Details

Date of Birth : 28/08/1954
 Age: 64
 Tax File Number: 316773848
 Date Joined Fund: 20/11/2008
 Service Period Start Date: 04/01/1971
 Date Left Fund:
 Member Code: GALWAY00034P
 Account Start Date 31/05/2019
 Account Phase: Retirement Phase
 Account Description: Account Based Pension 5

Nominated Beneficiaries Margaret Ann Gale
 Vested Benefits 100,596.04
 Total Death Benefit 100,596.04
 Current Salary 0.00
 Previous Salary 0.00
 Disability Benefit 0.00

Your Balance

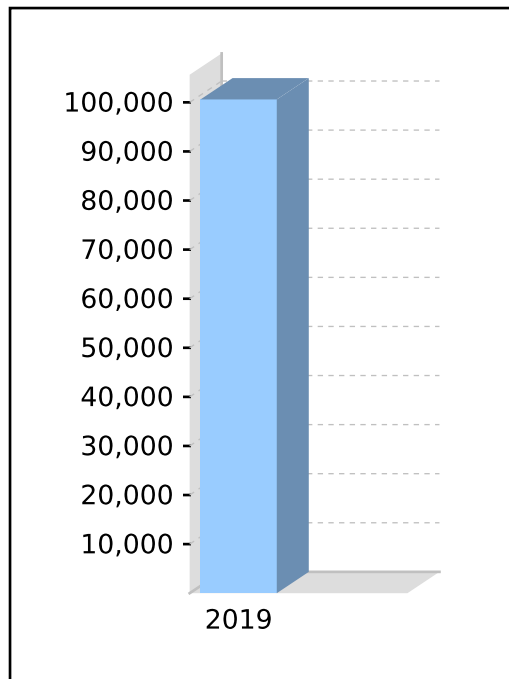
Total Benefits 100,596.04

Preservation Components

Preserved
 Unrestricted Non Preserved 100,596.04
 Restricted Non Preserved

Tax Components

Tax Free (100.00%) 100,596.04
 Taxable



Your Detailed Account Summary

	This Year
Opening balance at 01/07/2018	
<u>Increases to Member account during the period</u>	
Employer Contributions	
Personal Contributions (Concessional)	
Personal Contributions (Non Concessional)	
Government Co-Contributions	
Other Contributions	
Proceeds of Insurance Policies	
Transfers In	
Net Earnings	946.04
Internal Transfer In	100,000.00
<u>Decreases to Member account during the period</u>	
Pensions Paid	350.00
Contributions Tax	
Income Tax	
No TFN Excess Contributions Tax	
Excess Contributions Tax	
Refund Excess Contributions	
Division 293 Tax	
Insurance Policy Premiums Paid	
Management Fees	
Member Expenses	
Benefits Paid/Transfers Out	
Superannuation Surcharge Tax	
Internal Transfer Out	
Closing balance at 30/06/2019	100,596.04

Members Statement

Margaret Ann Gale
 27 Yaldara Street
 Carseldine, Queensland, 4034, Australia

Your Details

Date of Birth : 07/11/1954
 Age: 64
 Tax File Number: 475560542
 Date Joined Fund: 20/11/2008
 Service Period Start Date: 14/06/1977
 Date Left Fund:
 Member Code: GALMAR00001P
 Account Start Date 07/11/2014
 Account Phase: Retirement Phase
 Account Description: Pension

Nominated Beneficiaries Wayne Gale
 Vested Benefits 11,454.31
 Total Death Benefit 11,454.31
 Current Salary 0.00
 Previous Salary 0.00
 Disability Benefit 0.00

Your Balance

Total Benefits 11,454.31

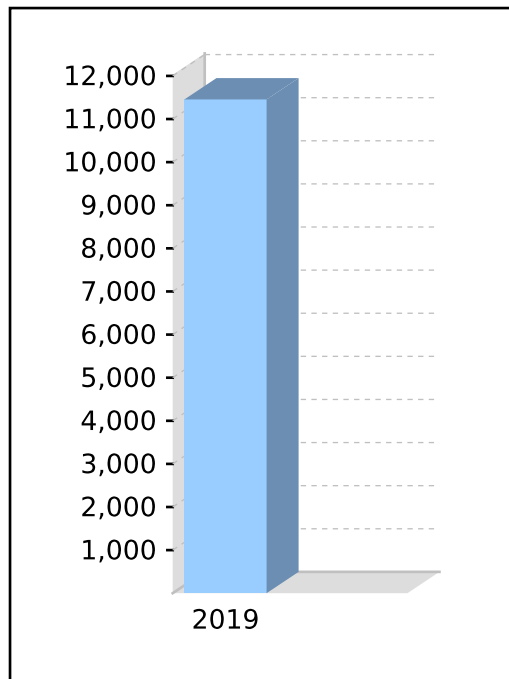
Preservation Components

Preserved

Unrestricted Non Preserved 11,454.31
 Restricted Non Preserved

Tax Components

Tax Free (32.09%) 3,675.69
 Taxable 7,778.62



Your Detailed Account Summary

	This Year
Opening balance at 01/07/2018	102,157.27
<u>Increases to Member account during the period</u>	
Employer Contributions	
Personal Contributions (Concessional)	
Personal Contributions (Non Concessional)	
Government Co-Contributions	
Other Contributions	
Proceeds of Insurance Policies	
Transfers In	
Net Earnings	8,416.22
Internal Transfer In	
<u>Decreases to Member account during the period</u>	
Pensions Paid	99,119.18
Contributions Tax	
Income Tax	
No TFN Excess Contributions Tax	
Excess Contributions Tax	
Refund Excess Contributions	
Division 293 Tax	
Insurance Policy Premiums Paid	
Management Fees	
Member Expenses	
Benefits Paid/Transfers Out	
Superannuation Surcharge Tax	
Internal Transfer Out	
Closing balance at 30/06/2019	11,454.31

Members Statement

Margaret Ann Gale
 27 Yaldara Street
 Carseldine, Queensland, 4034, Australia

Your Details

Date of Birth : 07/11/1954
 Age: 64
 Tax File Number: 475560542
 Date Joined Fund: 20/11/2008
 Service Period Start Date: 14/06/1977
 Date Left Fund:
 Member Code: GALMAR00002A
 Account Start Date: 20/11/2008
 Account Phase: Accumulation Phase
 Account Description: Accumulation

Nominated Beneficiaries N/A
 Vested Benefits
 Total Death Benefit 0.00
 Current Salary 0.00
 Previous Salary 0.00
 Disability Benefit 0.00

Your Balance

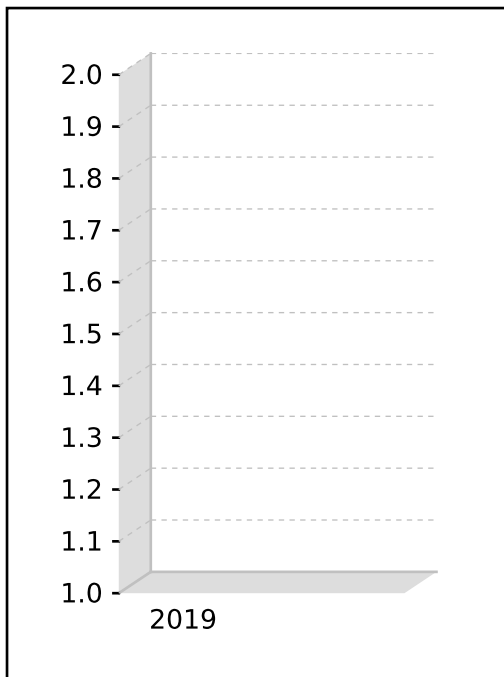
Total Benefits

Preservation Components

Preserved
 Unrestricted Non Preserved
 Restricted Non Preserved

Tax Components

Tax Free
 Taxable



Your Detailed Account Summary

	This Year
Opening balance at 01/07/2018	
<u>Increases to Member account during the period</u>	
Employer Contributions	
Personal Contributions (Concessional)	
Personal Contributions (Non Concessional)	100,000.00
Government Co-Contributions	500.00
Other Contributions	
Proceeds of Insurance Policies	
Transfers In	
Net Earnings	
Internal Transfer In	
<u>Decreases to Member account during the period</u>	
Pensions Paid	
Contributions Tax	
Income Tax	
No TFN Excess Contributions Tax	
Excess Contributions Tax	
Refund Excess Contributions	
Division 293 Tax	
Insurance Policy Premiums Paid	
Management Fees	
Member Expenses	
Benefits Paid/Transfers Out	
Superannuation Surcharge Tax	
Internal Transfer Out	100,500.00
Closing balance at 30/06/2019	0.00

Members Statement

Margaret Ann Gale
 27 Yaldara Street
 Carseldine, Queensland, 4034, Australia

Your Details

Date of Birth : 07/11/1954
 Age: 64
 Tax File Number: 475560542
 Date Joined Fund: 20/11/2008
 Service Period Start Date: 14/06/1977
 Date Left Fund:
 Member Code: GALMAR00003P
 Account Start Date 01/07/2017
 Account Phase: Retirement Phase
 Account Description: Account Based Pension 2

Nominated Beneficiaries Wayne Gale
 Vested Benefits
 Total Death Benefit 0.00
 Current Salary 0.00
 Previous Salary 0.00
 Disability Benefit 0.00

Your Balance


Total Benefits

Preservation Components

Preserved (1,800.00)
 Unrestricted Non Preserved 1,800.00
 Restricted Non Preserved

Tax Components

Tax Free (100.00%)
 Taxable



Your Detailed Account Summary

This Year

Opening balance at 01/07/2018

Increases to Member account during the period

- Employer Contributions
- Personal Contributions (Concessional)
- Personal Contributions (Non Concessional)
- Government Co-Contributions
- Other Contributions
- Proceeds of Insurance Policies
- Transfers In
- Net Earnings
- Internal Transfer In

Decreases to Member account during the period

- Pensions Paid
- Contributions Tax
- Income Tax
- No TFN Excess Contributions Tax
- Excess Contributions Tax
- Refund Excess Contributions
- Division 293 Tax
- Insurance Policy Premiums Paid
- Management Fees
- Member Expenses
- Benefits Paid/Transfers Out
- Superannuation Surcharge Tax
- Internal Transfer Out

Closing balance at 30/06/2019 0.00

Members Statement

Margaret Ann Gale
 27 Yaldara Street
 Carseldine, Queensland, 4034, Australia

Your Details

Date of Birth : 07/11/1954
 Age: 64
 Tax File Number: 475560542
 Date Joined Fund: 20/11/2008
 Service Period Start Date: 14/06/1977
 Date Left Fund:
 Member Code: GALMAR00004P
 Account Start Date 01/07/2017
 Account Phase: Retirement Phase
 Account Description: Account Based Pension 3

Nominated Beneficiaries Wayne Gale
 Vested Benefits
 Total Death Benefit 0.00
 Current Salary 0.00
 Previous Salary 0.00
 Disability Benefit 0.00

Your Balance


Total Benefits

Preservation Components

Preserved
 Unrestricted Non Preserved
 Restricted Non Preserved

Tax Components

Tax Free (96.87%) (0.39)
 Taxable 0.39



Your Detailed Account Summary

This Year

Opening balance at 01/07/2018

Increases to Member account during the period

Employer Contributions
 Personal Contributions (Concessional)
 Personal Contributions (Non Concessional)
 Government Co-Contributions
 Other Contributions
 Proceeds of Insurance Policies
 Transfers In
 Net Earnings
 Internal Transfer In

Decreases to Member account during the period

Pensions Paid
 Contributions Tax
 Income Tax
 No TFN Excess Contributions Tax
 Excess Contributions Tax
 Refund Excess Contributions
 Division 293 Tax
 Insurance Policy Premiums Paid
 Management Fees
 Member Expenses
 Benefits Paid/Transfers Out
 Superannuation Surcharge Tax
 Internal Transfer Out

Closing balance at 30/06/2019 0.00

Members Statement

Margaret Ann Gale
 27 Yaldara Street
 Carseldine, Queensland, 4034, Australia

Your Details

Date of Birth : 07/11/1954
 Age: 64
 Tax File Number: 475560542
 Date Joined Fund: 20/11/2008
 Service Period Start Date: 14/06/1977
 Date Left Fund:
 Member Code: GALMAR00005P
 Account Start Date 25/06/2018
 Account Phase: Retirement Phase
 Account Description: Account Based Pension 4

Nominated Beneficiaries N/A
 Vested Benefits 104,184.35
 Total Death Benefit 104,184.35
 Current Salary 0.00
 Previous Salary 0.00
 Disability Benefit 0.00

Your Balance

Total Benefits 104,184.35

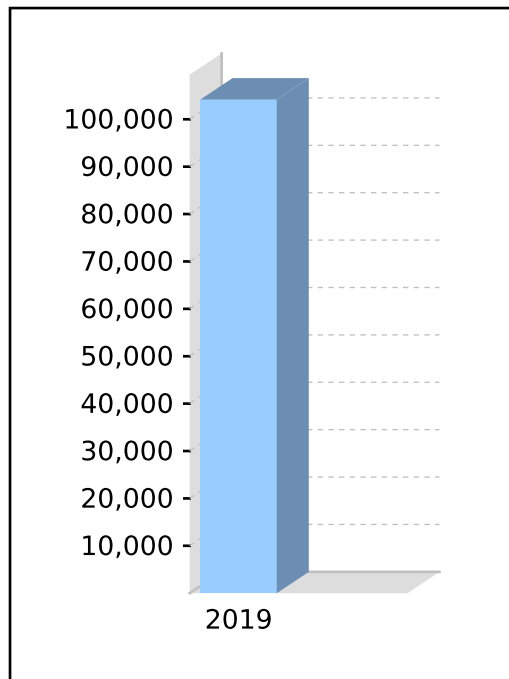
Preservation Components

Preserved

Unrestricted Non Preserved 104,184.35
 Restricted Non Preserved

Tax Components

Tax Free (100.00%) 104,184.35
 Taxable



Your Detailed Account Summary

	This Year
Opening balance at 01/07/2018	99,289.14
<u>Increases to Member account during the period</u>	
Employer Contributions	
Personal Contributions (Concessional)	
Personal Contributions (Non Concessional)	
Government Co-Contributions	
Other Contributions	
Proceeds of Insurance Policies	
Transfers In	
Net Earnings	8,895.21
Internal Transfer In	
<u>Decreases to Member account during the period</u>	
Pensions Paid	4,000.00
Contributions Tax	
Income Tax	
No TFN Excess Contributions Tax	
Excess Contributions Tax	
Refund Excess Contributions	
Division 293 Tax	
Insurance Policy Premiums Paid	
Management Fees	
Member Expenses	
Benefits Paid/Transfers Out	
Superannuation Surcharge Tax	
Internal Transfer Out	
Closing balance at 30/06/2019	104,184.35

Members Statement

Margaret Ann Gale
 27 Yaldara Street
 Carseldine, Queensland, 4034, Australia

Your Details

Date of Birth : 07/11/1954
 Age: 64
 Tax File Number: 475560542
 Date Joined Fund: 20/11/2008
 Service Period Start Date: 14/06/1977
 Date Left Fund:
 Member Code: GALMAR00056P
 Account Start Date 09/08/2018
 Account Phase: Retirement Phase
 Account Description: Account Based Pension 5

Nominated Beneficiaries Wayne Gale
 Vested Benefits
 Total Death Benefit 0.00
 Current Salary 0.00
 Previous Salary 0.00
 Disability Benefit 0.00

Your Balance


Total Benefits

Preservation Components

Preserved
 Unrestricted Non Preserved
 Restricted Non Preserved

Tax Components

Tax Free (100.00%)
 Taxable



Your Detailed Account Summary

	This Year
Opening balance at 01/07/2018	
<u>Increases to Member account during the period</u>	
Employer Contributions	
Personal Contributions (Concessional)	
Personal Contributions (Non Concessional)	
Government Co-Contributions	
Other Contributions	
Proceeds of Insurance Policies	
Transfers In	
Net Earnings	30.82
Internal Transfer In	500.00
<u>Decreases to Member account during the period</u>	
Pensions Paid	530.82
Contributions Tax	
Income Tax	
No TFN Excess Contributions Tax	
Excess Contributions Tax	
Refund Excess Contributions	
Division 293 Tax	
Insurance Policy Premiums Paid	
Management Fees	
Member Expenses	
Benefits Paid/Transfers Out	
Superannuation Surcharge Tax	
Internal Transfer Out	
Closing balance at 30/06/2019	0.00

Members Statement

Margaret Ann Gale
 27 Yaldara Street
 Carseldine, Queensland, 4034, Australia

Your Details

Date of Birth : 07/11/1954
 Age: 64
 Tax File Number: 475560542
 Date Joined Fund: 20/11/2008
 Service Period Start Date: 14/06/1977
 Date Left Fund:
 Member Code: GALMAR00057P
 Account Start Date: 31/05/2019
 Account Phase: Retirement Phase
 Account Description: Account Based Pension 6

Nominated Beneficiaries: Wayne Gale
 Vested Benefits: 100,595.36
 Total Death Benefit: 100,595.36
 Current Salary: 0.00
 Previous Salary: 0.00
 Disability Benefit: 0.00

Your Balance

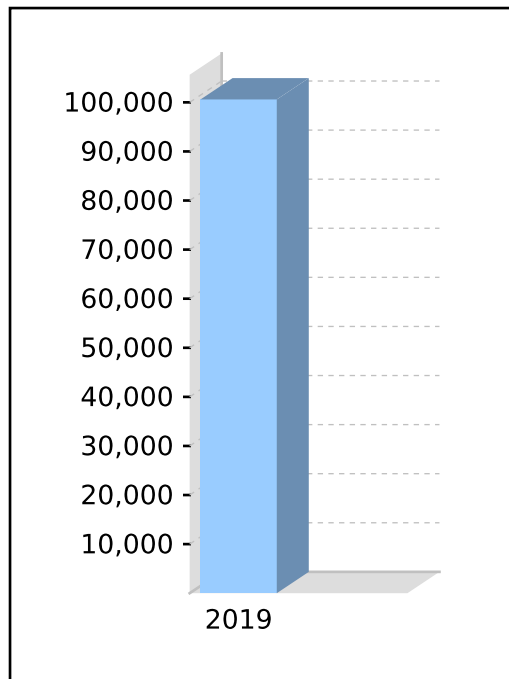
Total Benefits 100,595.36

Preservation Components

Preserved
 Unrestricted Non Preserved 100,595.36
 Restricted Non Preserved

Tax Components

Tax Free (100.00%) 100,595.36
 Taxable



Your Detailed Account Summary

	This Year
Opening balance at 01/07/2018	
<u>Increases to Member account during the period</u>	
Employer Contributions	
Personal Contributions (Concessional)	
Personal Contributions (Non Concessional)	
Government Co-Contributions	
Other Contributions	
Proceeds of Insurance Policies	
Transfers In	
Net Earnings	945.36
Internal Transfer In	100,000.00
<u>Decreases to Member account during the period</u>	
Pensions Paid	350.00
Contributions Tax	
Income Tax	
No TFN Excess Contributions Tax	
Excess Contributions Tax	
Refund Excess Contributions	
Division 293 Tax	
Insurance Policy Premiums Paid	
Management Fees	
Member Expenses	
Benefits Paid/Transfers Out	
Superannuation Surcharge Tax	
Internal Transfer Out	
Closing balance at 30/06/2019	100,595.36

Gale Family Superannuation Fund
Members Summary Report

As at 30 June 2019

Opening Balance	Increases				Decreases					Closing Balance	
	Contributions	Transfers In	Net Earnings	Insurance Proceeds	Pensions Paid	Contributions Tax	Taxes Paid	Benefits Paid/ Transfers Out	Insurance Premiums		Member Expenses
Wayne Gale (Age: 64)											
GALWAY00001P - Account Based Pension 4 - Tax Free: 39.69%											
425,935.17			36,056.45		160,350.00						301,641.62
GALWAY00002A - Accumulation											
	100,000.00							100,000.00			
GALWAY00003P - Account Based Pension 3 - Tax Free: 31.68%											
GALWAY00004P - Account Based Pension - Tax Free: 17.22%											
GALWAY00005P - Account Based Pension 2 - Tax Free: 100.00%											
99,288.61			8,863.68		5,000.00						103,152.29
GALWAY00034P - Account Based Pension 5 - Tax Free: 100.00%											
		100,000.00	946.04		350.00						100,596.04
525,223.78	100,000.00	100,000.00	45,866.17		165,700.00			100,000.00			505,389.95
Margaret Ann Gale (Age: 64)											
GALMAR00001P - Pension - Tax Free: 32.09%											
102,157.27			8,416.22		99,119.18						11,454.31

Gale Family Superannuation Fund
Members Summary Report

As at 30 June 2019

Opening Balance	Increases				Decreases					Closing Balance	
	Contributions	Transfers In	Net Earnings	Insurance Proceeds	Pensions Paid	Contributions Tax	Taxes Paid	Benefits Paid/ Transfers Out	Insurance Premiums		Member Expenses
GALMAR00002A - Accumulation											
	100,500.00							100,500.00			
GALMAR00003P - Account Based Pension 2 - Tax Free: 100.00%											
GALMAR00004P - Account Based Pension 3 - Tax Free: 96.87%											
GALMAR00005P - Account Based Pension 4 - Tax Free: 100.00%											
99,289.14			8,895.21		4,000.00						104,184.35
GALMAR000056P - Account Based Pension 5 - Tax Free: 100.00%											
		500.00	30.82		530.82						
GALMAR000057P - Account Based Pension 6 - Tax Free: 100.00%											
		100,000.00	945.36		350.00						100,595.36
201,446.41	100,500.00	100,500.00	18,287.61		104,000.00			100,500.00			216,234.02
726,670.19	200,500.00	200,500.00	64,153.78		269,700.00			200,500.00			721,623.97

60400 - Bank Accounts

2019 Financial Year

Preparer Sunil Kumar Gaur

Reviewer James McMahon

Status Completed

Account Code	Description	CY Balance	LY Balance	Change
Westpac Acc: 34-8634	Westpac Acc: 34-8634	\$39,627.10	\$39,268.66	0.91%
CBA10901915	Commonwealth A/c 10901915	\$100.00	\$100.00	0%
Westpac Acc:34-8642	Westpac Acc:34-8642	\$71.87	\$71.75	0.17%
CMCMarkets16482290	CMC Markets 16482290	\$8,287.07	\$10,000.00	(17.13)%
MBL962279501	Macquarie A/c 962279501	\$322,454.72	\$170,984.27	88.59%
TOTAL		CY Balance	LY Balance	
		\$370,540.76	\$220,424.68	

Supporting Documents

- o Bank Statement Report [Report](#)
- o 3 estatement (1).pdf [Westpac Acc: 34-8634](#)
- o 2 estatement (2).pdf [Westpac Acc: 34-8634](#)
- o Statement20190611.pdf [CBA10901915](#)
- o Statement20190111.pdf [CBA10901915](#)
- o Statement20181211.pdf [CBA10901915](#)
- o Statement20181011.pdf [CBA10901915](#)
- o Statement20181111 (1).pdf [CBA10901915](#)
- o Statement20190711.pdf [CBA10901915](#)
- o Statement20190311.pdf [CBA10901915](#)
- o 9 estatement (8).pdf [Westpac Acc:34-8642](#)
- o 7 estatement (6).pdf [Westpac Acc:34-8642](#)
- o 16482290_201812.pdf [CMCMarkets16482290](#)
- o Annual Acct Summary 16482290_2019.pdf [CMCMarkets16482290](#)
- o MACQ 1Jan19-30Jun19 statement (6).pdf [MBL962279501](#)
- o 1estatement (3).pdf [Westpac Acc: 34-8634](#)
- o 5 estatement (4).pdf [Westpac Acc: 34-8634](#)
- o 4 estatement.pdf [Westpac Acc: 34-8634](#)
- o Statement20180911.pdf [CBA10901915](#)
- o Statement20190411.pdf [CBA10901915](#)
- o Statement20190211.pdf [CBA10901915](#)
- o Statement20180811.pdf [CBA10901915](#)
- o Statement20190511.pdf [CBA10901915](#)
- o Statement20180711 (1).pdf [CBA10901915](#)
- o 6 estatement (7).pdf [Westpac Acc:34-8642](#)
- o 10 estatement (9).pdf [Westpac Acc:34-8642](#)
- o 8 estatement (5).pdf [Westpac Acc:34-8642](#)
- o 16482290_2018.pdf [CMCMarkets16482290](#)
- o Q 1Jul18-31Dec18 statement (5).pdf [MBL962279501](#)

Standard Checklist

- Attach Copies of Bank Statements
- Attach copy of Bank Statement Report
- Ensure all Balances match Statement Balances at June 30
- Ensure all Transactions have been entered

Gale Family Superannuation Fund
Bank Statement

For The Period 01 July 2018 - 30 June 2019

Chart Code: 60400 / CBA10901915
Account Name: Commonwealth A/c 10901915
BSB and Account Number: 067167 10901915

Opening Balance - **Total Debits** + **Total Credits** = **Closing Balance**
 \$ 100.00 \$ 100.00

Data Feed Used
 BGL Bank Data Service

Date	Description	Debit \$	Credit \$	Ledger Balance \$	Statement Balance \$	Variance \$
01/07/2018	Opening Balance			100.00		
30/06/2019	CLOSING BALANCE			100.00		

Gale Family Superannuation Fund
Bank Statement

For The Period 01 July 2018 - 30 June 2019

Chart Code: 60400 / CMCMarkets16482290

Account Name: CMC Markets 16482290

BSB and Account Number: 16482290

Opening Balance - **Total Debits** + **Total Credits** = **Closing Balance**
 \$ 10,000.00 \$ 113,415.33 \$ 111,702.40 \$ 8,287.07

Data Feed Used

Date	Description	Debit \$	Credit \$	Ledger Balance \$	Statement Balance \$	Variance \$
01/07/2018	Opening Balance			10,000.00		
07/12/2018	Sell 20 Australia 200 Cash		111,662.40	121,662.40		
07/12/2018	Buy 20 Australia 200 Cash	113,372.40		8,290.00		
07/12/2018	Premium	40.00		8,250.00		
07/12/2018	Price Adjustment	1.06		8,248.94		
07/12/2018	Holding Costs	1.87		8,247.07		
07/12/2018	Premium Refunded		40.00	8,287.07		
30/06/2019	CLOSING BALANCE			8,287.07		
		<u>113,415.33</u>	<u>111,702.40</u>			

Gale Family Superannuation Fund Bank Statement

For The Period 01 July 2018 - 30 June 2019

Chart Code: 60400 / MBL962279501

Account Name: Macquarie A/c 962279501

BSB and Account Number: 182512 962279501

Opening Balance - **Total Debits** + **Total Credits** = **Closing Balance**
 \$ 170,984.27 \$ 831,735.48 \$ 983,205.93 \$ 322,454.72

Data Feed Used

BGL Bank Data Service

Date	Description	Debit \$	Credit \$	Ledger Balance \$	Statement Balance \$	Variance \$
01/07/2018	Opening Balance			170,984.27		
02/07/2018	OPTIONS NETTING CASH SETTLEMENT 50		1,273.49	172,257.76		
02/07/2018	BUY was entered in 2017/2018 - payment allocated against Creditors - re B WBC 2000 45842003 DT	58,412.53		113,845.23		
03/07/2018	OPTIONS NETTING CASH SETTLEMENT 50		2,443.50	116,288.73		
03/07/2018	ATO ATO002000009635818 50		4,565.74	120,854.47		
04/07/2018	PP TO W AND M A GALE 46	1,200.00		119,654.47		
04/07/2018	OPTIONS NETTING CASH SETTLEMENT DT	1,842.75		117,811.72		
05/07/2018	OPTIONS NETTING CASH SETTLEMENT 50		960.75	118,772.47	118,772.47	
06/07/2018	OPTIONS NETTING CASH SETTLEMENT DT	1,383.00		117,389.47	117,389.47	
09/07/2018	OPTIONS NETTING CASH SETTLEMENT DT	2,895.00		114,494.47		
10/07/2018	OPTIONS NETTING CASH SETTLEMENT DT	312.75		114,181.72	114,181.72	
11/07/2018	OPTIONS NETTING CASH SETTLEMENT 50		1,541.25	115,722.97	115,722.97	
12/07/2018	OPTIONS NETTING CASH SETTLEMENT 50		1,863.75	117,586.72	117,586.72	
13/07/2018	OPTIONS NETTING CASH SETTLEMENT DT	1,760.25		115,826.47	115,826.47	
16/07/2018	OPTIONS NETTING CASH SETTLEMENT 50		1,564.50	117,390.97	117,390.97	
17/07/2018	OPTIONS NETTING CASH SETTLEMENT 50		1,092.75	118,483.72	118,483.72	

Gale Family Superannuation Fund
Bank Statement

For The Period 01 July 2018 - 30 June 2019

Date	Description	Debit \$	Credit \$	Ledger Balance \$	Statement Balance \$	Variance \$
18/07/2018	PP TO W AND M A GALE 46	1,200.00		117,283.72		
18/07/2018	OPTIONS NETTING CASH SETTLEMENT 50		2,546.25	119,829.97	119,829.97	
19/07/2018	OPTIONS NETTING CASH SETTLEMENT DT	481.50		119,348.47	119,348.47	
20/07/2018	OPTIONS NETTING CASH SETTLEMENT DT	153.60		119,194.87	119,194.87	
23/07/2018	OPTIONS NETTING CASH SETTLEMENT DT	1,932.15		117,262.72		
23/07/2018	DATA SUBSCRIPTION FEE JUNE 2018 DT	107.25		117,155.47	117,155.47	
24/07/2018	OPTIONS NETTING CASH SETTLEMENT 50		2,034.45	119,189.92	119,189.92	
25/07/2018	OPTIONS NETTING CASH SETTLEMENT DT	472.95		118,716.97	118,716.97	
26/07/2018	OPTIONS NETTING CASH SETTLEMENT 50		1,263.60	119,980.57	119,980.57	
27/07/2018	OPTIONS NETTING CASH SETTLEMENT 50		13,067.96	133,048.53	133,048.53	
30/07/2018	S ANZ 2000 47176983 50		57,947.80	190,996.33		
30/07/2018	S CCL 3300 47176992 50		29,673.27	220,669.60		
30/07/2018	S SHL 1200 47177380 50		29,373.54	250,043.14		
30/07/2018	S STO 3400 47177458 50		20,385.50	270,428.64		
30/07/2018	S WES 1200 47177735 50		54,550.86	324,979.50		
30/07/2018	S WOW 1500 47177748 50		44,210.18	369,189.68		
30/07/2018	OPTIONS NETTING CASH SETTLEMENT DT	4,493.64		364,696.04	364,696.04	
31/07/2018	OPTIONS NETTING CASH SETTLEMENT 50		8,268.86	372,964.90		
31/07/2018	MACQUARIE CMA INTEREST PAID INTR 73		145.79	373,110.69	372,964.90	145.79
01/08/2018	PP TO W AND M A GALE 46	1,200.00		371,910.69		
01/08/2018	B STO 2906 47319331 DT	18,583.84		353,326.85		

Gale Family Superannuation Fund
Bank Statement

For The Period 01 July 2018 - 30 June 2019

Date	Description	Debit \$	Credit \$	Ledger Balance \$	Statement Balance \$	Variance \$
01/08/2018	B CBA 1000 47319407 DT	74,927.38		278,399.47		
01/08/2018	B WES 1150 47319621 DT	57,137.38		221,262.09		
01/08/2018	B WOW 2105 47319622 DT	63,205.79		158,056.30		
01/08/2018	OPTIONS NETTING CASH SETTLEMENT 50		9.57	158,065.87	158,065.87	
09/08/2018	ATO ATO009000009720129 50		500.00	158,565.87	158,565.87	
10/08/2018	OPTIONS NETTING CASH SETTLEMENT 50		310.74	158,876.61	158,876.61	
13/08/2018	Sell ANZ 29.50 Call Ex 23/08/2018 \$310.74 OPTIONS NETTING CASH SETTLEMENT 50 Sell; CBA 76.00 Call Ex 16/08/2018 & 23/08/2018 \$60.85 WBC 30.00 Call Ex 23/08/2018 \$230.74		347.25	159,223.86		
13/08/2018	B ANZ 2000 47907137 DT	58,452.56		100,771.30	100,771.30	
15/08/2018	PP TO W AND M A GALE 46	1,200.00		99,571.30	99,571.30	
17/08/2018	OPTIONS NETTING CASH SETTLEMENT DT	3.85		99,567.45	99,567.45	
21/08/2018	S TLS 7000 48391527 50		19,375.50	118,942.95		
21/08/2018	B TLS 14000 48391864 DT	42,878.56		76,064.39		
21/08/2018	DATA SUBSCRIPTION FEE JULY 2018 DT	66.00		75,998.39	75,998.39	
23/08/2018	OPTIONS NETTING CASH SETTLEMENT DT	1.65		75,996.74	75,996.74	
27/08/2018	S QBE 3000 48785158 50		30,719.80	106,716.54	106,716.54	
28/08/2018	JNL1273 DERIVATIVE JOURNAL DT	1.65		106,714.89	106,714.89	
29/08/2018	PP TO W AND M A GALE 46	1,200.00		105,514.89		
29/08/2018	3552 SOLD 3000 STO @ 6.5000 50		19,480.50	124,995.39		
29/08/2018	JNL1292 DERIVATIVE JOURNAL 50 Sold 30 Option QBE \$11.25 27092018		329.31	125,324.70	125,324.70	
30/08/2018	3810 BGHT 3000 QBE @ 10.9400 DT	32,846.54		92,478.16	92,478.16	

Gale Family Superannuation Fund
Bank Statement

For The Period 01 July 2018 - 30 June 2019

Date	Description	Debit \$	Credit \$	Ledger Balance \$	Statement Balance \$	Variance \$
31/08/2018	JNL1332 DERIVATIVE JOURNAL 50 Sold 20 Option ANZ CE \$30 27092018		390.13	92,868.29		
31/08/2018	MACQUARIE CMA INTEREST PAID INTR 73		125.52	92,993.81		
31/08/2018	NGI FNL DIV 2018 001218607490 DVND 56 [System Matched Income Data]		557.08	93,550.89	92,868.29	682.60
03/09/2018	4701 SOLD 1100 CWN @ 13.7500 50		15,105.50	108,656.39	108,656.39	
11/09/2018	JNL1496 DERIVATIVE JOURNAL 50 Sold 140 CE Option TLS \$3.23 -		646.10	109,302.49	109,302.49	
12/09/2018	PP TO W AND M A GALE 46	1,200.00		108,102.49	108,102.49	
17/09/2018	CPU DIV SEP18/00820214 DVND 56 [System Matched Income Data]		420.00	108,522.49	108,102.49	420.00
19/09/2018	JNL1615 DERIVATIVE JOURNAL 50 Sold 18 CE Option ORG\$8.25 - \$331.03 Sold 15 CE Option WPL\$38- \$511.45		842.48	109,364.97	109,364.97	
20/09/2018	JNL1640 DATA SUBSCRIPTION FEE AUGUST 201 DT	66.00		109,298.97		
20/09/2018	WOODSIDE INT18/00636382 DVND 56 [System Matched Income Data]		1,092.03	110,391.00		
21/09/2018	JNL1653 DERIVATIVE JOURNAL 50 Sold 12 CE Option WES\$51.00		511.88	110,902.88	110,902.88	
24/09/2018	JNL1668 DERIVATIVE JOURNAL 50 Sold 78 CE Option AZJ\$4.2		430.45	111,333.33		
24/09/2018	AZJ LIMITED SEP18/00839527 DVND 56 [System Matched Income Data]		1,021.80	112,355.13	111,333.33	1,021.80
26/09/2018	PP TO W AND M A GALE 46	1,200.00		111,155.13	111,155.13	
27/09/2018	JNL1726 DERIVATIVE JOURNAL 50 Sold 20 CE Option CPU\$20.50		350.74	111,505.87		
27/09/2018	TLS FNL DIV 001219730721 DVND 56 [System Matched Income Data]		1,540.00	113,045.87		
27/09/2018	WESFARMERS LTD FIN18/01076183 DVND 56		1,440.00	114,485.87	111,505.87	2,980.00
28/09/2018	MACQUARIE CMA INTEREST PAID INTR 73		111.35	114,597.22		
28/09/2018	CBA FNL DIV 001218273761 DVND 56 [System Matched Income Data]		2,310.00	116,907.22	114,485.87	2,421.35
04/10/2018	9772 SOLD 4500 NGI @ 5.1500 50		23,155.51	140,062.73	140,062.73	
05/10/2018	CWN DIVIDEND OCT18/00833837 DVND 56		30.00	140,092.73		

Gale Family Superannuation Fund
Bank Statement

For The Period 01 July 2018 - 30 June 2019

Date	Description	Debit \$	Credit \$	Ledger Balance \$	Statement Balance \$	Variance \$
05/10/2018	NCM DIV 001219229575 DVND 56 [System Matched Income Data]		90.30	140,183.03	140,062.73	120.30
08/10/2018	JNL1856 DERIVATIVE JOURNAL 50 Sold 30 CE Option QBE\$11.75		269.31	140,452.34	140,452.34	
09/10/2018	JNL1887 DERIVATIVE JOURNAL 50 Sold 20 CE Option ANZ\$27.50		430.74	140,883.08	140,883.08	
10/10/2018	PP TO W AND M A GALE 46	1,200.00		139,683.08		
10/10/2018	10522 BGHT 1600 NCM @ 19.6353 DT	31,441.78		108,241.30	108,241.30	
12/10/2018	WOW DIV 001222122940 DVND 56		1,320.00	109,561.30	108,241.30	1,320.00
19/10/2018	JNL2070 DATA SUBSCRIPTION FEE SEPTEMBER DT	107.25		109,454.05	109,454.05	
24/10/2018	PP TO W AND M A GALE 46	1,200.00		108,254.05	108,254.05	
29/10/2018	JNL2192 DERIVATIVE JOURNAL 50 SOLD NCM-CE\$21.50 29112018		740.45	108,994.50	108,994.50	
31/10/2018	MACQUARIE CMA INTEREST PAID INTR 73		122.38	109,116.88	108,994.50	122.38
02/11/2018	JNL2284 DERIVATIVE JOURNAL 50 Sold 30 Option QBE-CE-\$11.50-29/11/2018		479.31	109,596.19		
02/11/2018	TRANSACT FUNDS TFR TO W AND M A GALE TD	3,000.00		106,596.19	106,596.19	
07/11/2018	PP TO W AND M A GALE 46	1,200.00		105,396.19		
07/11/2018	RECEIPT FROM MORRISON SECURITIES PTY LTD 50		1,321.32	106,717.51	106,717.51	
08/11/2018	JNL2367 DERIVATIVE JOURNAL 50 Sold 140 Option TLS CE \$3.16 29112018		366.10	107,083.61	107,083.61	
09/11/2018	JNL2386 DERIVATIVE JOURNAL 50 Sold 10 Option CBA CE \$72.00 29112018 - \$352.17 Sold 22 Option WOW CE \$29.89 29112018 -476.45 Sold 15 Option WPL CE \$35.50 29112018 - \$391.45		1,220.07	108,303.68		
21/11/2018	PP TO W AND M A GALE 46	1,200.00		107,103.68		
21/11/2018	PAYMENT TO MORRISON SECURITIES PTY LTD - DT	118.25		106,985.43	106,985.43	
22/11/2018	JNL2537 DERIVATIVE JOURNAL DT	0.60		106,984.83	106,984.83	

Gale Family Superannuation Fund

Bank Statement

For The Period 01 July 2018 - 30 June 2019

Date	Description	Debit \$	Credit \$	Ledger Balance \$	Statement Balance \$	Variance \$
30/11/2018	JNL2645 DERIVATIVE JOURNAL DT	0.55		106,984.28		
30/11/2018	MACQUARIE CMA INTEREST PAID INTR 73		109.55	107,093.83	106,984.28	109.55
03/12/2018	18976 SOLD 1000 CBA @ 72.0000 50		71,938.20	179,032.03		
03/12/2018	JNL2663 DERIVATIVE JOURNAL 50 Sold 78 Option AZJ CE \$4.30 20122018 Sold 30 Option QBE CE \$11.50 20122018 Sold 22 Option wow CE \$29.89 20122018		1,002.21	180,034.24		
04/12/2018	JNL2688 DERIVATIVE JOURNAL 50 S 20 LOT ANZCE\$28 24/01/2019		350.74	180,384.98	180,384.98	
05/12/2018	PP TO W AND M A GALE 46	1,200.00		179,184.98		
07/12/2018	JNL2735 DERIVATIVE JOURNAL 50 S 22 LOT NCMCE\$21 20/12/2018		498.45	179,683.43		
10/12/2018	TRANSACT FUNDS TFR TO W and M A Gale TD [TRANSACT FUNDS TFR TO W AND M A GALE TD]	5,000.00		174,683.43		
10/12/2018	JNL2748 DERIVATIVE JOURNAL 50 S 140 LOT TLSCE\$3.13 20/12/2018 S 20 LOT WBCCE\$27 24/01/2019 B 1 LOT XJOPE\$5500 17/01/2019		179.94	174,863.37	174,863.37	
11/12/2018	JNL2758 DERIVATIVE JOURNAL 50 S 20 LOT CPUCE\$17 20/12/2018		310.74	175,174.11		
11/12/2018	JNL2763 DATA SUBSCRIPTION FEE NOVEMBER 2 DT	66.00		175,108.11	175,108.11	
18/12/2018	ANZ DIVIDEND A066/00672342 DVND 56 [System Matched Income Data]		1,600.00	176,708.11	175,108.11	1,600.00
19/12/2018	PP TO W AND M A GALE 46	1,200.00		175,508.11	175,508.11	
20/12/2018	WBC DIVIDEND 001223098820 DVND 56 [System Matched Income Data]		1,880.00	177,388.11	175,508.11	1,880.00
28/12/2018	JNL2923 DERIVATIVE JOURNAL 50 S 1 LOT XJOPE\$5500 17/01/2019		703.10	178,091.21	178,091.21	
31/12/2018	JNL2940 DERIVATIVE JOURNAL 50 S 78 LOT AZJCE\$4.4 24/01/2019 S 22 LOT NCMCE\$22 24/01/2019 S 22 LOT WOWCE\$30.39 24/01/2019		924.35	179,015.56		

Gale Family Superannuation Fund

Bank Statement

For The Period 01 July 2018 - 30 June 2019

Date	Description	Debit \$	Credit \$	Ledger Balance \$	Statement Balance \$	Variance \$
31/12/2018	MACQUARIE CMA INTEREST PAID INTR 73		185.28	179,200.84	179,015.56	185.28
02/01/2019	PP TO W AND M A GALE 46	1,200.00		178,000.84	178,000.84	
07/01/2019	TRANSACT FUNDS TFR TO GALE NICHOLAS JAME TD	2,000.00		176,000.84		
07/01/2019	TRANSACT FUNDS TFR TO W AND M A GALE TD	1,000.00		175,000.84	175,000.84	
11/01/2019	JNL3053 DATA SUBSCRIPTION FEE DECEMBER 2 DT	66.00		174,934.84	174,934.84	
16/01/2019	PP TO W AND M A GALE 46	1,200.00		173,734.84	173,734.84	
24/01/2019	JNL3187 DERIVATIVE JOURNAL 50 S 12 LOT COLCE\$13 21/02/2019		175.88	173,910.72	173,910.72	
25/01/2019	JNL3196 DERIVATIVE JOURNAL DT	6.71		173,904.01	173,904.01	
29/01/2019	24877 SOLD 2200 WOW @ 30.3900 50		66,800.83	240,704.84		
29/01/2019	24898 SOLD 2200 NCM @ 22.0000 50		48,359.44	289,064.28		
29/01/2019	24865 SOLD 7800 AZJ @ 4.4000 50		34,292.11	323,356.39		
29/01/2019	JNL3212 DERIVATIVE JOURNAL 50 S 20 LOT NCMCE\$23.5 21/02/2019		820.74	324,177.13	324,177.13	
30/01/2019	PP TO W AND M A GALE 46	1,200.00		322,977.13		
30/01/2019	25030 BGHT 2000 NCM @ 23.1600 DT	46,358.69		276,618.44		
30/01/2019	JNL3235 DERIVATIVE JOURNAL 50 S 20 LOT WBCCE\$25.5 21/02/2019		690.74	277,309.18	277,309.18	
31/01/2019	JNL3253 DERIVATIVE JOURNAL 50 S 140 LOT TLSWCE\$3.3 14/02/2019		366.10	277,675.28		
31/01/2019	MACQUARIE CMA INTEREST PAID INTR 73		200.41	277,875.69	277,675.28	200.41
01/02/2019	TRANSACT FUNDS TFR TO W AND M A GALE TD	4,500.00		273,375.69	273,375.69	

Gale Family Superannuation Fund
Bank Statement

For The Period 01 July 2018 - 30 June 2019

Date	Description	Debit \$	Credit \$	Ledger Balance \$	Statement Balance \$	Variance \$
12/02/2019	JNL3388 DATA SUBSCRIPTION FEE JANUARY 20 DT	66.00		273,309.69	273,309.69	
13/02/2019	TRANSACT FUNDS TFR TO W AND M A GALE TD	3,000.00		270,309.69		
13/02/2019	PP TO W AND M A GALE 46	1,200.00		269,109.69	269,109.69	
20/02/2019	JNL3493 DERIVATIVE JOURNAL DT	0.55		269,109.14	269,109.14	
21/02/2019	28646 SOLD 1000 NCM @ 23.5000 50		23,480.51	292,589.65	292,589.65	
22/02/2019	JNL3527 DERIVATIVE JOURNAL DT	1.65		292,588.00	292,588.00	
25/02/2019	29182 SOLD 2000 WBC @ 25.5000 50		50,957.10	343,545.10		
25/02/2019	29181 SOLD 1000 NCM @ 23.5000 50		23,480.51	367,025.61	367,025.61	
26/02/2019	29328 BGHT 2000 WOW @ 28.5700 DT	57,188.42		309,837.19		
26/02/2019	JNL3572 DERIVATIVE JOURNAL DT	2,352.26		307,484.93	307,484.93	
27/02/2019	PP TO W AND M A GALE 46	1,200.00		306,284.93		
27/02/2019	JNL3604 DERIVATIVE JOURNAL 50		488.00	306,772.93	306,772.93	
28/02/2019	JNL3617 DERIVATIVE JOURNAL DT	239.00		306,533.93		
28/02/2019	MACQUARIE CMA INTEREST PAID INTR 73		276.11	306,810.04	306,533.93	276.11
01/03/2019	JNL3635 DERIVATIVE JOURNAL DT	161.00		306,649.04	306,649.04	
04/03/2019	JNL3655 DERIVATIVE JOURNAL DT	916.50		305,732.54	305,732.54	
05/03/2019	JNL3677 DERIVATIVE JOURNAL 50		3,711.50	309,444.04		
13/03/2019	PP TO W AND M A GALE 46	1,200.00		308,244.04	308,244.04	
15/03/2019	CPU DIV MAR19/00819530 DVND 56 [System Matched Income Data]		420.00	308,664.04	308,244.04	420.00
20/03/2019	WOODSIDE FIN18/00634994 DVND 56 [System Matched Income Data]		1,905.89	310,569.93	308,664.04	1,905.89
22/03/2019	NCM DIV 001225461683 DVND 56		104.72	310,674.65	310,569.93	104.72

Gale Family Superannuation Fund
Bank Statement

For The Period 01 July 2018 - 30 June 2019

Date	Description	Debit \$	Credit \$	Ledger Balance \$	Statement Balance \$	Variance \$
27/03/2019	PP TO W AND M A GALE 46	1,200.00		309,474.65	309,474.65	
29/03/2019	MACQUARIE CMA INTEREST PAID INTR 73		335.91	309,810.56		
29/03/2019	TLS INT DIV 001226248906 DVND 56 [System Matched Income Data]		1,120.00	310,930.56		
29/03/2019	Origin Energy S00060620423 DVND 56 [System Matched Income Data]		188.60	311,119.16	309,474.65	1,644.51
04/04/2019	CWN DIVIDEND APR19/00832990 DVND 56		30.00	311,149.16	311,149.16	
05/04/2019	WOW ITM DIV 001227249230 DVND 56		900.00	312,049.16	311,149.16	900.00
10/04/2019	PP TO W AND M A GALE 46	1,200.00		310,849.16		
10/04/2019	JNL4188 DATA SUBSCRIPTION FEE MARCH 2019 DT	66.00		310,783.16		
10/04/2019	WESFARMERS LTD INT19/01072495 DVND 56		2,400.00	313,183.16	313,183.16	
18/04/2019	QBE DIVIDEND 18AFP/00860143 DVND 56 [System Matched Income Data]		840.00	314,023.16	313,183.16	840.00
24/04/2019	PP TO W AND M A GALE 46	1,200.00		312,823.16	312,823.16	
26/04/2019	TRANSACT FUNDS TFR TO W AND M A GALE TD	20,000.00		292,823.16	292,823.16	
30/04/2019	MACQUARIE CMA INTEREST PAID INTR 73		325.34	293,148.50	292,823.16	325.34
08/05/2019	PP TO W AND M A GALE 46	1,200.00		291,948.50	291,948.50	
09/05/2019	JNL4571 DATA SUBSCRIPTION FEE APRIL 2019 DT	66.00		291,882.50	291,882.50	
22/05/2019	PP TO W AND M A GALE 46	1,200.00		290,682.50	290,682.50	
23/05/2019	43485 SOLD 2000 CPU @ 16.4500 50		32,873.39	323,555.89	323,555.89	
27/05/2019	JNL4844 DERIVATIVE JOURNAL 50 S 140 LOT TLSCE\$3.68 27/06/2019 S 8 LOT WESCE\$37.97 27/06/2019		1,077.60	324,633.49	324,633.49	
31/05/2019	BPAY TO AUDIT SHIELD BP	320.00		324,313.49		
31/05/2019	TRANSACT TFR TO 119744415 WAYNE GALE & M DT	100,000.00		224,313.49		

Gale Family Superannuation Fund
Bank Statement

For The Period 01 July 2018 - 30 June 2019

Date	Description	Debit \$	Credit \$	Ledger Balance \$	Statement Balance \$	Variance \$
31/05/2019	MGALE RECONTRIBUTE DF		100,000.00	324,313.49		
31/05/2019	TRANSACT TFR TO 120598990 WAYNE GALE DT	100,000.00		224,313.49		
31/05/2019	WGALE RECONTRIBUTE DF		100,000.00	324,313.49		
31/05/2019	MACQUARIE CMA INTEREST PAID INTR 73		327.34	324,640.83	324,313.49	327.34
05/06/2019	PP TO W AND M A GALE 46	1,200.00		323,440.83		
07/06/2019	JNL5041 DATA SUBSCRIPTION FEE MAY 2019 DT	66.00		323,374.83	323,374.83	
19/06/2019	PP TO W AND M A GALE 46	1,200.00		322,174.83	322,174.83	
28/06/2019	JNL5326 DERIVATIVE JOURNAL DT	7.70		322,167.13		
28/06/2019	MACQUARIE CMA INTEREST PAID INTR 73		287.59	322,454.72	322,167.13	287.59
30/06/2019	CLOSING BALANCE			322,454.72	322,454.72	
		831,735.48	983,205.93			

Gale Family Superannuation Fund

Bank Statement

For The Period 01 July 2018 - 30 June 2019

Chart Code: 60400 / Westpac Acc: 34-8634

Account Name: Westpac Acc: 34-8634

BSB and Account Number: 034064 348634

Opening Balance	-	Total Debits	+	Total Credits	=	Closing Balance
\$ 39,268.66				\$ 358.44		\$ 39,627.10

Data Feed Used

BGL Bank Data Service

Date	Description	Debit \$	Credit \$	Ledger Balance \$	Statement Balance \$	Variance \$
01/07/2018	Opening Balance			39,268.66		
31/07/2018	Interest Paid		43.03	39,311.69		
31/08/2018	Interest Paid		41.73	39,353.42		
28/09/2018	Interest Paid		37.19	39,390.61		
31/10/2018	Interest Paid		35.61	39,426.22		
30/11/2018	Interest Paid		32.40	39,458.62		
31/12/2018	Interest Paid		33.51	39,492.13		
31/01/2019	Interest Paid		33.54	39,525.67		
28/02/2019	Interest Paid		30.32	39,555.99		
29/03/2019	Interest Paid		23.29	39,579.28		
30/04/2019	Interest Paid		17.34	39,596.62		
31/05/2019	Interest Paid		16.81	39,613.43		
28/06/2019	Interest Paid		13.67	39,627.10		
30/06/2019	CLOSING BALANCE			39,627.10		
			<u>358.44</u>			

Gale Family Superannuation Fund

Bank Statement

For The Period 01 July 2018 - 30 June 2019

Chart Code: 60400 / Westpac Acc:34-8642

Account Name: Westpac Acc:34-8642

BSB and Account Number: 034064 348642

Opening Balance - **Total Debits** + **Total Credits** = **Closing Balance**
 \$ 71.75 \$ 0.12 \$ 71.87

Data Feed Used

BGL Bank Data Service

Date	Description	Debit \$	Credit \$	Ledger Balance \$	Statement Balance \$	Variance \$
01/07/2018	Opening Balance			71.75		
31/07/2018	Interest Paid		0.01	71.76		
31/08/2018	Interest Paid		0.01	71.77		
28/09/2018	Interest Paid		0.01	71.78		
31/10/2018	Interest Paid		0.01	71.79		
30/11/2018	Interest Paid		0.01	71.80		
31/12/2018	Interest Paid		0.01	71.81		
31/01/2019	Interest Paid		0.01	71.82		
28/02/2019	Interest Paid		0.01	71.83		
29/03/2019	Interest Paid		0.01	71.84		
30/04/2019	Interest Paid		0.01	71.85		
31/05/2019	Interest Paid		0.01	71.86		
28/06/2019	Interest Paid		0.01	71.87		
30/06/2019	CLOSING BALANCE			71.87		
			0.12			

Account Name: Gale Family Superannuation Fund
Account ID: 16482290
Email: wgale@tpg.com.au
Reporting Period: 30 November 2018 22:00 (London local time) to 31 December 2018 22:00 (London local time)
Account Currency: AUD

Monthly Statement - as at 31 December 2018 22:00 (London local time)

Amounts are rounded to 2 decimal places for display purposes.
 Transaction times are in Sydney local time.

Cash Summary (AUD)

Brought Forward		10,000.00
Activity Summary		-1,712.93
GSLO Premium	-40.00	
GSLO Premium Refund	40.00	
Holding Costs	-1.87	
Price Adjustment	-1.06	
Realised P&L	-1,710.00	
Carried Forward		8,287.07

Equity Summary (AUD)

Cash Balance	8,287.07
Unrealised P&L Balance	0.00
Account Value	8,287.07
Total Position Margin	0.00
Available Equity	8,287.07

CFD Position Summary (AUD)

Product	Units	EOM Price	EOM Value	Position Margin	Unreal. P&L Bal.	Monthly P&L Movement					Monthly Total P&L	
						Unreal. P&L Mvmt.	Realised P&L	Commission	Premium	Holding Costs		Corporate Actions
Australia 200 - Cash							-1,710.00		0.00	-1.87	-1.06	-1,712.93
				0.00	0.00	0.00	-1,710.00	0.00	0.00	-1.87	-1.06	-1,712.93

CFD Confirmations

We confirm the following Contracts For Difference were dealt with you between 30 November 2018 22:00 (London local time) and 31 December 2018 22:00 (London local time).

These confirmations are subject to our Product Disclosure Statement.

CMC Markets Asia Pacific Pty Ltd acted as Principal and on a non-advisory basis.

Transaction Time	Type	Order ID	Trade ID	Correlated Order ID	Product	Units	Trade Price	Trade Amount	Trade Value	Realised P&L	Commission
07.12.18 03:20:17	Sell	O1-6M-3RYVJC	T1-6M-2RS7YF		Australia 200 - Cash	-20	5,583.12	111,662.40	111,662.40		
07.12.18 10:00:08	Buy	O1-6M-3S39Y3	T1-6M-2RSXZY	O1-6M-3RYVJC	Australia 200 - Cash	20	5,668.62	113,372.40	113,372.40	-1,710.00	

Guaranteed Stop Loss Activity

Transaction Time	Type	Order ID	GSLO Type	Correlated Order ID	Product	Units	Order Price	Premium Per Unit	Refund %	Conversion	Premium
07.12.18 03:20:17	Buy	O1-6M-3RYVJD	Open	O1-6M-3RYVJC	Australia 200 - Cash	20	5,796	2		1	-40.00
07.12.18 10:00:08	Buy	O1-6M-3RYVJD	Close	O1-6M-3RYVJC	Australia 200 - Cash	20	5,795.94	2	100.00	1	40.00

CFD Position and Activity Breakdown

Open Amounts, Close Amounts & Movement are all shown in product currency (denoted in brackets next to the product name).

Conversion rates are used to convert P&L from product currency to account currency.

Brought forward balances as of 30 November 2018 22:00 (London local time). Carry forward balances as of 31 December 2018 22:00 (London local time).

Indices

Australia 200 - Cash (AUD)

Activity

Transaction Time	Type	Order ID	Trade ID	Correlated Order ID	Units	Trade Price	Trade Amount	Conversion	Realised P&L	Commission
07.12.18 03:20:17	Sell	O1-6M-3RYVJC	T1-6M-2RS7YF		-20	5,583.12	111,662.40	1		
07.12.18 10:00:08	Buy	O1-6M-3S39Y3	T1-6M-2RSXZY	O1-6M-3RYVJC	20	5,668.62	113,372.40	1	-1,710.00	
					0				-1,710.00	

Holding Costs (AUD)

We confirm the following Holding Costs charged on open positions between 30 November 2018 22:00 (London local time) and 31 December 2018 22:00 (London local time):

Indices

Australia 200 - Cash

Transaction Time	Booking Number	Units	Product Ccy	Open Trade Amount	Holding Rate %	Conversion	Holding Costs	Offset	Total
07.12.18 09:00:00	700825428	-20		111,662.40	0.610001	1	-1.87	0.00	-1.87

Cash Transactions (AUD)

Breakdown of cash postings applied to your account between 30 November 2018 22:00 (London local time) and 31 December 2018 22:00 (London local time):

Transaction Time	Booking Number	Cash Type	Related Product	Trade ID	Order ID	B/Fwd Balance	Debit	Credit	C/Fwd Balance
07.12.18 03:20:17	700725390	GSLO Premium			O1-6M-3RYVJD	10,000.00	-40.00		9,960.00
07.12.18 09:00:09	700815908	Price Adjustment				9,960.00	-1.06		9,958.94
07.12.18 09:00:32	700825428	Holding Costs				9,958.94	-1.87		9,957.07
07.12.18 10:00:08	700911465	Realised P&L	Australia 200 - Cash	T1-6M-2RSXZY	O1-6M-3S39Y3	9,957.07	-1,710.00		8,247.07
07.12.18 10:00:08	700911466	GSLO Premium Refund			O1-6M-3RYVJD	8,247.07		40.00	8,287.07

Glossary of terms

Label	Description
Commission	Commission charged in your account currency during statement period.
Conversion	FX conversion rate to account currency.
Corporate Actions	Cash adjustments from Corporate Actions applied in your account currency during statement period.
End of Month Amount	End of Month Amount - value of position in product currency as at date and time of statement.
End of Month Price	End of Month Price - price of position as at date and time of statement.
End of Month Value	End of Month Value - value of positions in your account currency as at date and time of statement.
Holding Costs	Holding costs applied in your account currency during statement period.
Movement	Unrealised Profit & Loss Balance in product currency as at date and time of statement.
Open Trade Amount	Notional value of the open trade in product currency at the point of execution.
Position Margin	Total margin required for all open positions in your account currency as at date and time of statement.
Realised P&L	Realised profit & loss in your account currency during statement period.
Start Of Month Amount	Start Of Month Amount - value of positions in product currency as at the start of the statement period.
Start Of Month Price	Start Of Month Price - price of position at the start of the statement period.
Trade Amount	Notional value of the trade in product currency at the point of execution.
Trade Value	Notional value of the trade in your account currency at the point of execution.
Unreal. P&L Bal.	Unrealised Profit and Loss Balance in your account currency as at end of statement period.
Unreal. P&L Mvmt.	Unrealised Profit and Loss Movement - change in unrealised profit & loss in your account currency during statement period.
Unrealised P&L Balance	Unrealised Profit and Loss Balance in your account currency as at end of statement period.

This statement is generated for information purposes only. It is not intended to provide trading or investment advice. We reserve the right to change any of the information contained herein at any time, in case of error. CMC Markets Asia Pacific Pty Ltd shall not be responsible for any loss, either directly or indirectly, arising from any action of any kind based on the information contained herein.

CMC Markets Asia Pacific Pty Ltd
Registered office: Level 20 Tower 3 International Towers, 300 Barangaroo Avenue Sydney NSW 2000 Australia
T: 1300 303 888 or +61 2 8221 2180
F: +61 (0)2 8915 9484
E-mail: clientmanagement@cmcmarkets.com.au
Web: www.cmcmarkets.com.au
Australian Business Number: 11 100 058 213
Regulated by: Australian Securities and Investments Commission, AFSL No: 238054

Account Name: Gale Family Superannuation Fund
Account ID: 16482290
Email: wgale@tpg.com.au
Reporting Period: 01 July 2017 to 30 June 2018
Account Currency: AUD

Annual Statement - as at 30 June 2018

Amounts are rounded to 2 decimal places for display purposes.
 Transaction times are in Canberra local time.

Cash Summary (AUD)

Brought Forward		0.00
Activity Summary		10,000.00
Payments In	10,000.00	
Carried Forward		10,000.00

Equity Summary (AUD)

Cash Balance	10,000.00
Unrealised P&L Balance	0.00
Account Value	10,000.00
Total Position Margin	0.00
Available Equity	10,000.00

Deposits & Withdrawals (AUD)

Booking Number	Transaction Time	Cash Type	Debit	Credit
648453879	12.05.18 02:00:04	Payments In		5,000.00
648984096	15.05.18 01:00:08	Payments In		5,000.00
Total			0.00	10,000.00

Glossary of terms

Label	Description
Close Amount	Notional value of the trade in product currency at the point of execution.
Close Price	Price of the closing trade at the point of execution.
Commission/Premium	Commission and GSLO Premium/Refunds charged in your account currency during statement period.
Conversion	FX conversion rate to account currency.
Corporate Actions	Cash adjustments from Corporate Actions applied in your account currency during statement period.
EOY Amount	End of Year Amount - value of position in product currency as at end of statement period.
EOY Price	End of Year Price - price of position as at end of statement period.
Holding Costs	Holding costs applied in your account currency during statement period.
Movement	Unrealised profit & loss balance for open trades as at end of statement period or realised profit & loss for closed trades in product currency.
Unreal. P&L Bal.	Unrealised Profit and Loss Balance in your account currency as at end of statement period.
Unrealised P&L Balance	Unrealised Profit and Loss Balance in your account currency as at end of statement period.

This statement is generated for information purposes only. It is not intended to provide trading or investment advice. We reserve the right to change any of the information contained herein at any time, in case of error. CMC Markets Asia Pacific Pty Ltd shall not be responsible for any loss, either directly or indirectly, arising from any action of any kind based on the information contained herein.

CMC Markets Asia Pacific Pty Ltd
 Registered office: Level 20 Tower 3 International Towers, 300 Barangaroo Avenue Sydney NSW 2000 Australia
 T: 1300 303 888 or +61 2 8221 2180
 F: +61 (0)2 8915 9484
 E-mail: clientmanagement@cmcmarkets.com.au
 Web: www.cmcmarkets.com.au
 Australian Business Number: 11 100 058 213
 Regulated by: Australian Securities and Investments Commission, AFSL No: 238054

Account Name: Gale Family Superannuation Fund
Account ID: 16482290
Email: wgale@tpg.com.au
Reporting Period: 01 July 2018 to 30 June 2019
Account Currency: AUD

Annual Statement - as at 30 June 2019

Amounts are rounded to 2 decimal places for display purposes.
 Transaction times are in Canberra local time.

Cash Summary (AUD)

Brought Forward		10,000.00
Activity Summary		-1,712.93
GSLO Premium	-40.00	
GSLO Premium Refund	40.00	
Holding Costs	-1.87	
Price Adjustment	-1.06	
Realised P&L	-1,710.00	
Carried Forward		8,287.07

Equity Summary (AUD)

Cash Balance	8,287.07
Unrealised P&L Balance	0.00
Account Value	8,287.07
Total Position Margin	0.00
Available Equity	8,287.07

Closed Transaction Summary

Asset Class (AUD)

	Realised P&L	Commission/ Premium	Corporate Actions	Holding Costs	Holding Cost Rebate	Trading Rebate	Total
Indices	-1,710.00	0.00	-1.06	-1.87	0.00	0.00	-1,712.93
Total	-1,710.00	0.00	-1.06	-1.87	0.00	0.00	-1,712.93

Product (AUD)

Indices

Product	Realised P&L	Commission/ Premium	Corporate Actions	Holding Costs	Holding Cost Rebate	Trading Rebate	Total
Australia 200 - Cash (AUD)	-1,710.00	0.00	-1.06	-1.87	0.00	0.00	-1,712.93
Total	-1,710.00	0.00	-1.06	-1.87	0.00	0.00	-1,712.93

Grand Total -1,712.93

Closed Transaction Trades

Indices

Australia 200 - Cash (AUD)

Transaction Time	Open Trade ID	Type	Units	Open Trade Price	Open Trade Amount	Close Trade Time	Close Trade ID	Close Price	Close Amount	Movement	Conversion	Realised P&L	Commission/ Premium	Corporate Actions	Holding Costs	Holding Cost Rebate	Trading Rebate	Total
07.12.18 03:20:17	T1-6M-2RS7YF	Sell	20	5,583.12	111,662.40	07.12.18 10:00:08	T1-6M-2RSXZY	5,668.62	113,372.40	-1,710.00	1	-1,710.00	0.00	-1.06	-1.87	0.00	0.00	-1,712.93
Total										-1,710.00		-1,710.00	0.00	-1.06	-1.87	0.00	0.00	-1,712.93


Glossary of terms

Label	Description
Close Amount	Notional value of the trade in product currency at the point of execution.
Close Price	Price of the closing trade at the point of execution.
Commission/Premium	Commission and GSLO Premium/Refunds charged in your account currency during statement period.
Conversion	FX conversion rate to account currency.
Corporate Actions	Cash adjustments from Corporate Actions applied in your account currency during statement period.
EOY Amount	End of Year Amount - value of position in product currency as at end of statement period.
EOY Price	End of Year Price - price of position as at end of statement period.

Holding Costs	Holding costs applied in your account currency during statement period.
Movement	Unrealised profit & loss balance for open trades as at end of statement period or realised profit & loss for closed trades in product currency.
Unreal. P&L Bal.	Unrealised Profit and Loss Balance in your account currency as at end of statement period.
Unrealised P&L Balance	Unrealised Profit and Loss Balance in your account currency as at end of statement period.

This statement is generated for information purposes only. It is not intended to provide trading or investment advice. We reserve the right to change any of the information contained herein at any time, in case of error. CMC Markets Asia Pacific Pty Ltd shall not be responsible for any loss, either directly or indirectly, arising from any action of any kind based on the information contained herein.

CMC Markets Asia Pacific Pty Ltd
Registered office: Level 20 Tower 3 International Towers, 300 Barangaroo Avenue Sydney NSW 2000 Australia
T: 1300 303 888 or +61 2 8221 2180
F: +61 (0)2 8915 9484
E-mail: clientmanagement@cmcmarkets.com.au
Web: www.cmcmarkets.com.au
Australian Business Number: 11 100 058 213
Regulated by: Australian Securities and Investments Commission, AFSL No: 238054



MACQUARIE

Macquarie Cash Management Account

MACQUARIE BANK LIMITED
ABN 46 008 583 542 AFSL 237502

enquiries 1800 806 310
fax 1800 550 140
www.macquarie.com.au

GPO Box 1459
Brisbane, QLD 4001



036 262820

MR W GALE &
MRS M A GALE
27 YALDARA STREET
CARSELDINE QLD 4034

Level 16A
345 Queen St
Brisbane, QLD 4000

account balance **\$179,200.84**
as at 31 Dec 18

account name WAYNE GALE &
MARGARET ANN GALE ATF
GALE FAMILY SUPERANNUATION FUND
account no. 962279501

transaction	description	debits	credits	balance
30.06.18	OPENING BALANCE			170,984.27
02.07.18	DEPOSIT OPTIONS NETTING CASH SETTLEMENT		1,273.49	172,257.76
02.07.18	Funds transfer B WBC 2000 45842003	58,412.53		113,845.23
03.07.18	DEPOSIT OPTIONS NETTING CASH SETTLEMENT		2,443.50	116,288.73
03.07.18	DEPOSIT ATO ATO002000009635818		4,565.74	120,854.47
04.07.18	Funds transfer PP TO W AND M A GALE	1,200.00		119,654.47
04.07.18	Funds transfer OPTIONS NETTING CASH SETTLEMENT	1,842.75		117,811.72
05.07.18	DEPOSIT OPTIONS NETTING CASH SETTLEMENT		960.75	118,772.47
06.07.18	Funds transfer OPTIONS NETTING CASH SETTLEMENT	1,383.00		117,389.47
09.07.18	Funds transfer OPTIONS NETTING CASH SETTLEMENT	2,895.00		114,494.47
10.07.18	Funds transfer OPTIONS NETTING CASH SETTLEMENT	312.75		114,181.72

how to make a transaction

online
Log in to www.macquarie.com.au/personal

by phone
Call 133 275 to make a phone transaction

transfers from another bank account
Transfer funds from another bank to this account:
BSB 182 512
ACCOUNT NO. 962279501

deposits using BPay
From another bank



Bill code: 667022
Ref: 962 279 501

continued on next



Macquarie Cash Management Account

enquiries 1800 806 310

account name WAYNE GALE &
MARGARET ANN GALE ATF
GALE FAMILY SUPERANNUATION FUND
account no. 962279501

transaction	description	debits	credits	balance
11.07.18	DEPOSIT		1,541.25	115,722.97
12.07.18	DEPOSIT		1,863.75	117,586.72
13.07.18	Funds transfer	1,760.25		115,826.47
16.07.18	DEPOSIT		1,564.50	117,390.97
17.07.18	DEPOSIT		1,092.75	118,483.72
18.07.18	DEPOSIT		2,546.25	121,029.97
18.07.18	Funds transfer	1,200.00		119,829.97
19.07.18	Funds transfer	481.50		119,348.47
20.07.18	Funds transfer	153.60		119,194.87
23.07.18	Funds transfer	1,932.15		117,262.72
23.07.18	Funds transfer	107.25		117,155.47
24.07.18	DEPOSIT		2,034.45	119,189.92
25.07.18	Funds transfer	472.95		118,716.97
26.07.18	DEPOSIT		1,263.60	119,980.57
27.07.18	DEPOSIT		13,067.96	133,048.53
30.07.18	DEPOSIT		57,947.80	190,996.33
30.07.18	DEPOSIT		29,673.27	220,669.60
30.07.18	DEPOSIT		29,373.54	250,043.14
30.07.18	DEPOSIT		20,385.50	270,428.64
30.07.18	DEPOSIT		54,550.86	324,979.50
30.07.18	DEPOSIT		44,210.18	369,189.68
30.07.18	Funds transfer	4,493.64		364,696.04
31.07.18	DEPOSIT		8,268.86	372,964.90
31.07.18	Interest		145.79	373,110.69
01.08.18	DEPOSIT		9.57	373,120.26
01.08.18	Funds transfer	1,200.00		371,920.26

continued on next



Macquarie Cash Management Account

enquiries 1800 806 310

account name WAYNE GALE &
MARGARET ANN GALE ATF
GALE FAMILY SUPERANNUATION FUND
account no. 962279501

transaction	description	debits	credits	balance
01.08.18	Funds transfer B STO 2906 47319331	18,583.84		353,336.42
01.08.18	Funds transfer B CBA 1000 47319407	74,927.38		278,409.04
01.08.18	Funds transfer B WES 1150 47319621	57,137.38		221,271.66
01.08.18	Funds transfer B WOW 2105 47319622	63,205.79		158,065.87
09.08.18	DEPOSIT ATO ATO009000009720129		500.00	158,565.87
10.08.18	DEPOSIT OPTIONS NETTING CASH SETTLEMENT		310.74	158,876.61
13.08.18	DEPOSIT OPTIONS NETTING CASH SETTLEMENT		347.25	159,223.86
13.08.18	Funds transfer B ANZ 2000 47907137	58,452.56		100,771.30
15.08.18	Funds transfer PP TO W AND M A GALE	1,200.00		99,571.30
17.08.18	Funds transfer OPTIONS NETTING CASH SETTLEMENT	3.85		99,567.45
21.08.18	DEPOSIT S TLS 7000 48391527		19,375.50	118,942.95
21.08.18	Funds transfer B TLS 14000 48391864	42,878.56		76,064.39
21.08.18	Funds transfer DATA SUBSCRIPTION FEE JULY 2018	66.00		75,998.39
23.08.18	Funds transfer OPTIONS NETTING CASH SETTLEMENT	1.65		75,996.74
27.08.18	DEPOSIT S QBE 3000 48785158		30,719.80	106,716.54
28.08.18	Funds transfer JNL1273 DERIVATIVE JOURNAL	1.65		106,714.89
29.08.18	DEPOSIT 3552 SOLD 3000 STO @ 6.5000		19,480.50	126,195.39
29.08.18	DEPOSIT JNL1292 DERIVATIVE JOURNAL		329.31	126,524.70
29.08.18	Funds transfer PP TO W AND M A GALE	1,200.00		125,324.70
30.08.18	Funds transfer 3810 BGHT 3000 QBE @ 10.9400	32,846.54		92,478.16
31.08.18	DEPOSIT JNL1332 DERIVATIVE JOURNAL		390.13	92,868.29
31.08.18	Interest MACQUARIE CMA INTEREST PAID*		125.52	92,993.81
31.08.18	DEPOSIT NGI FNL DIV 2018 001218607490		557.08	93,550.89
03.09.18	DEPOSIT 4701 SOLD 1100 CWN @ 13.7500		15,105.50	108,656.39
11.09.18	DEPOSIT JNL1496 DERIVATIVE JOURNAL		646.10	109,302.49
12.09.18	Funds transfer PP TO W AND M A GALE	1,200.00		108,102.49



Macquarie Cash Management Account

enquiries 1800 806 310

account name WAYNE GALE &
MARGARET ANN GALE ATF
GALE FAMILY SUPERANNUATION FUND
account no. 962279501

	transaction	description	debits	credits	balance
17.09.18	DEPOSIT	CPU DIV SEP18/00820214		420.00	108,522.49
19.09.18	DEPOSIT	JNL1615 DERIVATIVE JOURNAL		842.48	109,364.97
20.09.18	DEPOSIT	WOODSIDE INT18/00636382		1,092.03	110,457.00
20.09.18	Funds transfer	JNL1640 DATA SUBSCRIPTION FEE AUGUST 201	66.00		110,391.00
21.09.18	DEPOSIT	JNL1653 DERIVATIVE JOURNAL		511.88	110,902.88
24.09.18	DEPOSIT	JNL1668 DERIVATIVE JOURNAL		430.45	111,333.33
24.09.18	DEPOSIT	AZJ LIMITED SEP18/00839527		1,021.80	112,355.13
26.09.18	Funds transfer	PP TO W AND M A GALE	1,200.00		111,155.13
27.09.18	DEPOSIT	JNL1726 DERIVATIVE JOURNAL		350.74	111,505.87
27.09.18	DEPOSIT	TLS FNL DIV 001219730721		1,540.00	113,045.87
27.09.18	DEPOSIT	WESFARMERS LTD FIN18/01076183		1,440.00	114,485.87
28.09.18	Interest	MACQUARIE CMA INTEREST PAID*		111.35	114,597.22
28.09.18	DEPOSIT	CBA FNL DIV 001218273761		2,310.00	116,907.22
04.10.18	DEPOSIT	9772 SOLD 4500 NGI @5.1500		23,155.51	140,062.73
05.10.18	DEPOSIT	CWN DIVIDEND OCT18/00833837		30.00	140,092.73
05.10.18	DEPOSIT	NCM DIV 001219229575		90.30	140,183.03
08.10.18	DEPOSIT	JNL1856 DERIVATIVE JOURNAL		269.31	140,452.34
09.10.18	DEPOSIT	JNL1887 DERIVATIVE JOURNAL		430.74	140,883.08
10.10.18	Funds transfer	PP TO W AND M A GALE	1,200.00		139,683.08
10.10.18	Funds transfer	10522 BGHT 1600 NCM @19.6353	31,441.78		108,241.30
12.10.18	DEPOSIT	WOW DIV 001222122940		1,320.00	109,561.30
19.10.18	Funds transfer	JNL2070 DATA SUBSCRIPTION FEE SEPTEMBER	107.25		109,454.05
24.10.18	Funds transfer	PP TO W AND M A GALE	1,200.00		108,254.05
29.10.18	DEPOSIT	JNL2192 DERIVATIVE JOURNAL		740.45	108,994.50
31.10.18	Interest	MACQUARIE CMA INTEREST PAID*		122.38	109,116.88



Macquarie Cash Management Account

enquiries 1800 806 310

account name WAYNE GALE &
MARGARET ANN GALE ATF
GALE FAMILY SUPERANNUATION FUND
account no. 962279501

transaction	description	debits	credits	balance
02.11.18	DEPOSIT JNL2284 DERIVATIVE JOURNAL		479.31	109,596.19
02.11.18	Funds transfer TRANSACT FUNDS TFR TO W AND M A GALE	3,000.00		106,596.19
07.11.18	DEPOSIT RECEIPT FROM MORRISON SECURITIES PTY LTD		1,321.32	107,917.51
07.11.18	Funds transfer PP TO W AND M A GALE	1,200.00		106,717.51
08.11.18	DEPOSIT JNL2367 DERIVATIVE JOURNAL		366.10	107,083.61
09.11.18	DEPOSIT JNL2386 DERIVATIVE JOURNAL		1,220.07	108,303.68
21.11.18	Funds transfer PP TO W AND M A GALE	1,200.00		107,103.68
21.11.18	Funds transfer PAYMENT TO MORRISON SECURITIES PTY LTD -	118.25		106,985.43
22.11.18	Funds transfer JNL2537 DERIVATIVE JOURNAL	0.60		106,984.83
30.11.18	Interest MACQUARIE CMA INTEREST PAID*		109.55	107,094.38
30.11.18	Funds transfer JNL2645 DERIVATIVE JOURNAL	0.55		107,093.83
03.12.18	DEPOSIT 18976 SOLD 1000 CBA @72.0000		71,938.20	179,032.03
03.12.18	DEPOSIT JNL2663 DERIVATIVE JOURNAL		1,002.21	180,034.24
04.12.18	DEPOSIT JNL2688 DERIVATIVE JOURNAL		350.74	180,384.98
05.12.18	Funds transfer PP TO W AND M A GALE	1,200.00		179,184.98
07.12.18	DEPOSIT JNL2735 DERIVATIVE JOURNAL		498.45	179,683.43
10.12.18	DEPOSIT JNL2748 DERIVATIVE JOURNAL		179.94	179,863.37
10.12.18	Funds transfer TRANSACT FUNDS TFR TO W and M A Gale	5,000.00		174,863.37
11.12.18	DEPOSIT JNL2758 DERIVATIVE JOURNAL		310.74	175,174.11
11.12.18	Funds transfer JNL2763 DATA SUBSCRIPTION FEE NOVEMBER 2	66.00		175,108.11
18.12.18	DEPOSIT ANZ DIVIDEND A066/00672342		1,600.00	176,708.11
19.12.18	Funds transfer PP TO W AND M A GALE	1,200.00		175,508.11
20.12.18	DEPOSIT WBC DIVIDEND 001223098820		1,880.00	177,388.11
28.12.18	DEPOSIT JNL2923 DERIVATIVE JOURNAL		703.10	178,091.21
31.12.18	DEPOSIT JNL2940 DERIVATIVE JOURNAL		924.35	179,015.56
31.12.18	Interest MACQUARIE CMA INTEREST PAID*		185.28	179,200.84



Macquarie Cash Management Account

enquiries 1800 806 310

account name WAYNE GALE &
MARGARET ANN GALE ATF
GALE FAMILY SUPERANNUATION FUND
account no. 962279501

transaction	description	debits	credits	balance
	CLOSING BALANCE AS AT 31 DEC 18	477,753.00	485,969.57	179,200.84

* Stepped interest rates as at 31 December 2018: balances \$0.00 to \$4,999.99 earned 0.00%; balances \$5,000.00 and above earned 1.30%



Macquarie Cash Management Account

enquiries 1800 806 310

account name WAYNE GALE &
MARGARET ANN GALE ATF
GALE FAMILY SUPERANNUATION FUND
account no. 962279501

We offer several options that allow you to make payments and view transactions free of charge

- Electronic funds transfers up to \$20,000 a day using online banking.
- Unlimited electronic fund transfers to nominated bank accounts.
- Temporarily increase your pay anyone limit to \$100,000 for one day only. Please call us to set this up for you.
- BPAY payments (subject to BPAY biller code limits) free of charge via online and mobile banking.
- Make the switch to free online statements by updating your preference online.

About your account

- The interest rate is stepped and variable and may change at anytime without prior notice.
- Interest is calculated on daily balances and paid monthly.
- For more information about your account or the fees and charges, please read the Product Information Statement. If you have any questions or want to update your contact details, call us on 1800 806 310.

Resolving disputes

- If you have a complaint we will try to resolve the matter within 45 business days of receiving it. Macquarie Bank Limited is a member of the Financial Ombudsman Service Australia (FOS) ABN 67 131 124 448, an independent external complaints resolution scheme.
- If you are not satisfied with our resolution, phone FOS on 1800 367 287 (within Australia) or +61 3 9613 7366 and quote our membership number 10019.

Fraud protection

- If you have experienced online fraud or have fallen victim to phishing or any other type of online threat, please contact us immediately on 1800 806 310 (Overseas +61 2 8232 3333).
- You can also notify us by email at report_scams@macquarie.com. If possible, please send your contact number and the suspicious email as an attachment, rather than forwarding the email. This helps to identify the author and source and will be used to help reduce online fraud.



Macquarie Cash Management Account

MACQUARIE BANK LIMITED
ABN 46 008 583 542 AFSL 237502

enquiries 1800 806 310
fax 1800 550 140
www.macquarie.com.au

GPO Box 1459
Brisbane, QLD 4001



MR W GALE &
MRS M A GALE
27 YALDARA STREET
CARSELDINE QLD 4034

Level 16A
345 Queen St
Brisbane, QLD 4000

account balance **\$322,454.72**
as at 30 Jun 19

account name WAYNE GALE &
MARGARET ANN GALE ATF
GALE FAMILY SUPERANNUATION FUND
account no. 962279501

transaction	description	debits	credits	balance
31.12.18	OPENING BALANCE			179,200.84
02.01.19	Funds transfer PP TO W AND M A GALE	1,200.00		178,000.84
07.01.19	Funds transfer TRANSACT FUNDS TFR TO GALE NICHOLAS JAME	2,000.00		176,000.84
07.01.19	Funds transfer TRANSACT FUNDS TFR TO W AND M A GALE	1,000.00		175,000.84
11.01.19	Funds transfer JNL3053 DATA SUBSCRIPTION FEE DECEMBER 2	66.00		174,934.84
16.01.19	Funds transfer PP TO W AND M A GALE	1,200.00		173,734.84
24.01.19	Deposit JNL3187 DERIVATIVE JOURNAL		175.88	173,910.72
25.01.19	Funds transfer JNL3196 DERIVATIVE JOURNAL	6.71		173,904.01
29.01.19	Deposit 24877 SOLD 2200 WOW @30.3900		66,800.83	240,704.84
29.01.19	Deposit 24898 SOLD 2200 NCM @22.0000		48,359.44	289,064.28
29.01.19	Deposit 24865 SOLD 7800 AZJ @4.4000		34,292.11	323,356.39

how to make a transaction

online
Log in to www.macquarie.com.au/personal

by phone
Call 133 275 to make a phone transaction

transfers from another bank account
Transfer funds from another bank to this account:
BSB 182 512
ACCOUNT NO. 962279501

deposits using BPay
From another bank



Bill code: 667022
Ref: 962 279 501

continued on next



Macquarie Cash Management Account

enquiries 1800 806 310

account name WAYNE GALE &
MARGARET ANN GALE ATF
GALE FAMILY SUPERANNUATION FUND
account no. 962279501

transaction	description	debits	credits	balance
29.01.19	Deposit		JNL3212 DERIVATIVE JOURNAL 820.74	324,177.13
30.01.19	Deposit		JNL3235 DERIVATIVE JOURNAL 690.74	324,867.87
30.01.19	Funds transfer	PP TO W AND M A GALE 1,200.00		323,667.87
30.01.19	Funds transfer	25030 BGHT 2000 NCM @23.1600 46,358.69		277,309.18
31.01.19	Deposit		JNL3253 DERIVATIVE JOURNAL 366.10	277,675.28
31.01.19	Interest	MACQUARIE CMA INTEREST PAID* 200.41		277,875.69
01.02.19	Funds transfer	TRANSACT FUNDS TFR TO W AND M A GALE 4,500.00		273,375.69
12.02.19	Funds transfer	JNL3388 DATA SUBSCRIPTION FEE JANUARY 20 66.00		273,309.69
13.02.19	Funds transfer	TRANSACT FUNDS TFR TO W AND M A GALE 3,000.00		270,309.69
13.02.19	Funds transfer	PP TO W AND M A GALE 1,200.00		269,109.69
20.02.19	Funds transfer	JNL3493 DERIVATIVE JOURNAL 0.55		269,109.14
21.02.19	Deposit		28646 SOLD 1000 NCM @23.5000 23,480.51	292,589.65
22.02.19	Funds transfer	JNL3527 DERIVATIVE JOURNAL 1.65		292,588.00
25.02.19	Deposit		29182 SOLD 2000 WBC @25.5000 50,957.10	343,545.10
25.02.19	Deposit		29181 SOLD 1000 NCM @23.5000 23,480.51	367,025.61
26.02.19	Funds transfer	29328 BGHT 2000 WOW @28.5700 57,188.42		309,837.19
26.02.19	Funds transfer	JNL3572 DERIVATIVE JOURNAL 2,352.26		307,484.93
27.02.19	Deposit		JNL3604 DERIVATIVE JOURNAL 488.00	307,972.93
27.02.19	Funds transfer	PP TO W AND M A GALE 1,200.00		306,772.93
28.02.19	Interest	MACQUARIE CMA INTEREST PAID* 276.11		307,049.04
28.02.19	Funds transfer	JNL3617 DERIVATIVE JOURNAL 239.00		306,810.04
01.03.19	Funds transfer	JNL3635 DERIVATIVE JOURNAL 161.00		306,649.04
04.03.19	Funds transfer	JNL3655 DERIVATIVE JOURNAL 916.50		305,732.54
05.03.19	Deposit		JNL3677 DERIVATIVE JOURNAL 3,711.50	309,444.04
13.03.19	Funds transfer	PP TO W AND M A GALE 1,200.00		308,244.04
15.03.19	Deposit		CPU DIV MAR19/00819530 420.00	308,664.04

continued on next



Macquarie Cash Management Account

enquiries 1800 806 310

account name WAYNE GALE &
MARGARET ANN GALE ATF
GALE FAMILY SUPERANNUATION FUND
account no. 962279501

	transaction	description	debits	credits	balance
20.03.19	Deposit	WOODSIDE FIN18/00634994		1,905.89	310,569.93
22.03.19	Deposit	NCM DIV 001225461683		104.72	310,674.65
27.03.19	Funds transfer	PP TO W AND M A GALE	1,200.00		309,474.65
29.03.19	Interest	MACQUARIE CMA INTEREST PAID*		335.91	309,810.56
29.03.19	Deposit	TLS INT DIV 001226248906		1,120.00	310,930.56
29.03.19	Deposit	Origin Energy S00060620423		188.60	311,119.16
04.04.19	Deposit	CWN DIVIDEND APR19/00832990		30.00	311,149.16
05.04.19	Deposit	WOW ITM DIV 001227249230		900.00	312,049.16
10.04.19	Deposit	WESFARMERS LTD INT19/01072495		2,400.00	314,449.16
10.04.19	Funds transfer	PP TO W AND M A GALE	1,200.00		313,249.16
10.04.19	Funds transfer	JNL4188 DATA SUBSCRIPTION FEE MARCH 2019	66.00		313,183.16
18.04.19	Deposit	QBE DIVIDEND 18AFP/00860143		840.00	314,023.16
24.04.19	Funds transfer	PP TO W AND M A GALE	1,200.00		312,823.16
26.04.19	Funds transfer	TRANSACT FUNDS TFR TO W AND M A GALE	20,000.00		292,823.16
30.04.19	Interest	MACQUARIE CMA INTEREST PAID*		325.34	293,148.50
08.05.19	Funds transfer	PP TO W AND M A GALE	1,200.00		291,948.50
09.05.19	Funds transfer	JNL4571 DATA SUBSCRIPTION FEE APRIL 2019	66.00		291,882.50
22.05.19	Funds transfer	PP TO W AND M A GALE	1,200.00		290,682.50
23.05.19	Deposit	43485 SOLD 2000 CPU @ 16.4500		32,873.39	323,555.89
27.05.19	Deposit	JNL4844 DERIVATIVE JOURNAL		1,077.60	324,633.49
31.05.19	Deposit	MGALE RECONTRIBUTE		100,000.00	424,633.49
31.05.19	Deposit	WGALE RECONTRIBUTE		100,000.00	524,633.49
31.05.19	Interest	MACQUARIE CMA INTEREST PAID*		327.34	524,960.83
31.05.19	BPAY	BPAY TO AUDIT SHIELD	320.00		524,640.83
31.05.19	Funds transfer	TRANSACT TFR TO 119744415 WAYNE GALE & M	100,000.00		424,640.83
31.05.19	Funds transfer	TRANSACT TFR TO 120598990 WAYNE GALE	100,000.00		324,640.83

continued on next



Macquarie Cash Management Account

enquiries 1800 806 310

account name WAYNE GALE &
MARGARET ANN GALE ATF
GALE FAMILY SUPERANNUATION FUND
account no. 962279501

	transaction	description	debits	credits	balance
05.06.19	Funds transfer	PP TO W AND M A GALE	1,200.00		323,440.83
07.06.19	Funds transfer	JNL5041 DATA SUBSCRIPTION FEE MAY 2019	66.00		323,374.83
19.06.19	Funds transfer	PP TO W AND M A GALE	1,200.00		322,174.83
28.06.19	Interest	MACQUARIE CMA INTEREST PAID*		287.59	322,462.42
28.06.19	Funds transfer	JNL5326 DERIVATIVE JOURNAL	7.70		322,454.72
		CLOSING BALANCE AS AT 30 JUN 19	353,982.48	497,236.36	322,454.72

* Stepped interest rates as at 30 June 2019: balances \$0.00 to \$4,999.99 earned 0.00%; balances \$5,000.00 and above earned 1.05%

annual interest summary 2018/2019

INTEREST PAID	2,552.57
TOTAL INCOME PAID	2,552.57



Macquarie Cash Management Account

enquiries 1800 806 310

account name WAYNE GALE &
MARGARET ANN GALE ATF
GALE FAMILY SUPERANNUATION FUND
account no. 962279501

We offer several options that allow you to make payments and view transactions free of charge

- Electronic funds transfers up to \$20,000 a day using online banking.
- Increase your limit to \$100,000 temporarily or nominate an account for unlimited transfers by contacting us.
- BPAY payments (subject to BPAY biller code limits) free of charge via online and mobile banking.
- Make the switch to free online statements by updating your preference online.

About your account

- Interest is calculated on daily balances and paid monthly. The interest rate is variable and may change at any time without prior notice.
- If you have a complaint about our service, or you'd like more information about your account including fees and charges, mistaken payments or unauthorised transactions, please read the terms and conditions for your account or contact us.

Protect your account

- Please check each entry on this statement. If you think there is an error or unauthorised transaction, please contact us right away.
- If you have new contact details, please contact us to update them.
- This statement should be kept in a safe place at all times. Please read the Further Information Guide for more details about keeping your account secure.

Visit our Help Centre

- Here you'll find answers to common questions about your account. For more information, please visit help.macquarie.com

68000 - Sundry Debtors

2019 Financial Year

Preparer Sunil Kumar Gaur

Reviewer James McMahon

Status Completed

Account Code	Description	CY Balance	LY Balance	Change
68000	Sundry Debtors	\$51,476.63		100%
TOTAL		CY Balance	LY Balance	
		\$51,476.63		

Supporting Documents

- General Ledger [Report](#)
- Sell 14000 TLS MR WAYNE GALE & M.pdf [68000](#)

Standard Checklist

- Match to Source Documentation

Gale Family Superannuation Fund

General Ledger

For The Period 01 July 2018 - 30 June 2019

Transaction Date	Description	Units	Debit	Credit	Balance \$
Sundry Debtors (68000)					
<u>Sundry Debtors (68000)</u>					
28/06/2019	S TLS 14000 Settled on 01/07/2019		51,476.63		51,476.63 DR
			51,476.63		51,476.63 DR

Total Debits: 51,476.63

Total Credits: 0.00



Sequoia Direct Pty Ltd
 ABN 52 614 536 917 CAR No. 1247917 of:
 Sequoia Asset Management Pty Ltd
 AFSI No. 341506 ABN 70 135 907 550
 Level 7, 7-15 Macquarie Place Sydney NSW 2000
 Phone: 1300 363 766
 Website: www.sequoiadirect.com.au

Sell
 CONFIRMATION

THIS CONFIRMATION
 IS A TAX INVOICE

Mailing Address:
 MR WAYNE GALE &
 MRS MARGARET ANN GALE
 27 YALDARA STREET
 CARSELDINE QLD
 AUSTRALIA 4034

Sell Confirmation Details	
Account No:	D1085491
Transaction No:	50353
Transaction Date:	28/06/2019
As At Date:	27/06/2019
Advisor:	SEQUOIA DIRECT ONLINE
Settlement Date:	01/07/2019

This Day:	We have sold for you	Market:	ASX or CHI-X
Company:	TELSTRA CORPORATION LIMITED.	Market Code:	TLS
Security:	ORDINARY FULLY PAID	ISIN:	AU000000TLS2

Quantity	Price	Consideration
14,000	3.680000	\$51,520.00
14,000	3.680000	\$51,520.00
	Brokerage	\$39.43
	Misc Fees & Charges	\$0.00
	Application Money	\$0.00
	Total GST Payable	\$3.94
Total Amount Payable: (AUD)		\$51,476.63

Confirmation Conditions
Order: Complete Order
Crossed:
Condition:
Basis of Movement:

Message
This trade was executed and cleared by Morrison Securities Pty Ltd AFSL No. 241737 ABN 50 001 430 342

Confirmation Comment

Registration Details
MR WAYNE GALE MRS MARGARET ANN GALE <GALE FAMILY S/F A/C> 27 YALDARA STREET CARSELDINE QLD 4034

Settlement Instructions
Clearing Participant: Morrison Securities Pty Ltd AFSL No. 241737 ABN 50 001 430 342 Level 7, 7-15 Macquarie Place Sydney NSW 2001 Participant of ASX Group
Settlement PID: 01089
 Biller Code: 18218
Reference: 00010854917

This confirmation is issued by Morrison Securities Pty Ltd (ABN 50 001 430 342 AFSL 241737), subject to the operating rules, procedures, directions, decisions and requirements of ASX Ltd, the ASIC Market Integrity Rules (Securities Markets) 2017, ASX Clear Pty Ltd and ASX Settlement Pty Ltd, the customs and usages of ASX, and the correction of errors and omissions.

72300 - Derivatives (Options, Hybrids, Future Contracts)

2019 Financial Year

Preparer Sunil Kumar Gaur

Reviewer James McMahon

Status Completed

Account Code	Description	CY Units	CY Balance	LY Units	LY Balance	Change
WBCJUL-18CALL29.5	WBC JUL-18 CALL 29.5				(\$810.00)	100%
WPLJUL-18CALL35.83	WPL JUL-18 CALL 35.83				(\$982.50)	100%
QBEJUL-18CALL10.75	QBE JUL-18 CALL 10.75				(\$27.00)	100%
WOWJUL-18CALL29.5	WOW JUL-18 CALL 29.5				(\$1,830.00)	100%
STOJUL-18CALL6	STO JUL-18 CALL 6				(\$1,292.00)	100%
SHLJUL-18CALL24.5	SHL JUL-18 CALL 24.5				(\$516.00)	100%
NCMJUL-18CALL22.5	NCM JUL-18 CALL 22.5				(\$150.00)	100%
CWNJUL-18CALL13.75	CWN JUL-18 CALL 13.75				(\$192.00)	100%
ETO Margin Account	ETO Margin Account		\$7.75		\$17,151.75	(99.95)%
TLSJUL-18CALL2.97	TLS JUL-18 CALL 2.97				(\$56.00)	100%
Options Positions.AX	Options Positions Options Positions					0%
ANZJUL-18CALL29.AX	ANZ JUL-18 CALL 29				(\$410.00)	100%
AZJJUL-18CALL4.5	AZJ JUL-18 CALL 4.5				(\$312.00)	100%

Account Code	Description	CY Units	CY Balance	LY Units	LY Balance	Change
ORGJUL-18CALL10.AX	ORG JUL-18 CALL 10				(\$513.00)	100%
WESJUL-18CALL45.5	WES JUL-18 CALL 45.5				(\$4,794.00)	100%
CPUJUL-18CALL19	CPU JUL-18 CALL 19				(\$290.00)	100%
CCLJUL-18CALL9	CCL JUL-18 CALL 9				(\$1,039.50)	100%
TOTAL		CY Units	CY Balance	LY Units	LY Balance	
			\$7.75		\$3,937.75	

Supporting Documents

- Investment Movement Report [Report](#)
- Position and Financial Statement-20190628.pdf
- 2019 Option trading Register.xlsx
- 2019 Option Contract Notes.pdf
- Position and Financial Statement-20190628.pdf [ETO Margin Account](#)

Standard Checklist

- Attach Investment Movement Report
- Attach relevant Statements and Source Documentation
- Ensure all Investments are valued correctly at June 30
- Ensure the investment is in accordance with the fund's investment strategy
- Ensure the investment is in accordance with the SIS Act

Gale Family Superannuation Fund Investment Movement Report

As at 30 June 2019

Investment	Opening Balance		Additions		Disposals			Closing Balance		
	Units	Cost	Units	Cost	Units	Cost	Accounting Profit/(Loss)	Units	Cost	Market Value
		17,151.75		23,710.06		(40,854.06)			7.75	7.75
NCM JUL-18 CALL 22.5		(150.00)		344.74		(194.74)			0.00	0.00
ORG JUL-18 CALL 10		(513.00)		513.00					0.00	0.00
QBE JUL-18 CALL 10.75		(27.00)		569.31		(542.31)			0.00	0.00
SHL JUL-18 CALL 24.5		(516.00)		516.00					0.00	0.00
STO JUL-18 CALL 6		(1,292.00)		1,292.00					0.00	0.00
TLS JUL-18 CALL 2.97		(56.00)		383.59		(327.59)			0.00	0.00
WBC JUL-18 CALL 29.5		(810.00)		810.00					0.00	0.00
WES JUL-18 CALL 45.5		(4,794.00)		4,794.00					0.00	0.00
WOW JUL-18 CALL 29.5		(1,830.00)		1,830.00					0.00	0.00
WPL JUL-18 CALL 35.83		(982.50)		982.50					0.00	0.00
		3,937.75		38,911.51		(42,841.51)			7.75	7.75

Shares in Listed Companies (Australian)

Aurizon Holdings Limited

Gale Family Superannuation Fund

Investment Movement Report

As at 30 June 2019

Investment	Opening Balance		Additions		Disposals			Closing Balance		
	Units	Cost	Units	Cost	Units	Cost	Accounting Profit/(Loss)	Units	Cost	Market Value
	3,494.00	26,554.40	2,906.00	18,583.84	(6,400.00)	(45,138.24)	(4,249.19)		0.00	
Sonic Healthcare Limited	1,200.00	20,810.04			(1,200.00)	(20,810.04)	8,943.38		0.00	
Telstra Corporation Limited.	7,000.00	39,883.05	14,000.00	42,878.56	(21,000.00)	(82,761.61)	(11,019.79)		0.00	
Wesfarmers Limited	1,250.00	53,217.61	1,150.00	57,137.38	(1,200.00)	(68,352.23)	4,019.68	1,200.00	42,002.76	43,392.00
Westpac Banking Corporation	2,000.00	58,412.53			(2,000.00)	(58,412.53)	(6,764.69)		0.00	
Woodside Petroleum Ltd	1,500.00	51,736.52						1,500.00	51,736.52	54,540.00
Woolworths Group Limited	1,595.00	56,750.50	4,105.00	120,394.21	(3,700.00)	(119,956.29)	(8,312.88)	2,000.00	57,188.42	66,460.00
		572,882.65		613,517.99		(905,524.28)	(21,280.93)		280,876.36	287,353.66
		797,245.08		1,747,696.39		(1,893,516.60)	(21,280.93)		651,424.87	657,902.17

JULY 2018



Sequoia Direct Pty Ltd
 ABN 52 614 536 917 CAR NO. 001247917 of Sequoia Asset Management Pty Ltd
 AFSL 341506 ABN 70 135 907 550

Level 7, 7-15 Macquarie Place, Sydney NSW 2000 PO Box R1837, Royal Exchange NSW 1225
 Tel 1300 130 545 Fax (61-2) 8114 2200 Internet: www.sequoiadirect.com.au

This trade was executed by D2MX Pty Limited AFSL 297950 ABN 98 113 959 596 ("D2MX") and
 cleared by Pershing Securities Australia Pty Ltd AFSL No 338264 ABN 60 136 184 962.

ETO Trading Statement For the Period 27/07/18 to 27/07/18

TAX INVOICE

Client Name : MR WAYNE GALE & MRS MARGARET ANN GALE
 Client Address : 27 YALDARA STREET
 CARSELDINE QLD 4034

Acct. Designation : GALE FAMILY S/F A/C
 Account ID : D1085491
 Currency : AUD
 Advisor : STD Sequoia Direct Online

Trading Confirmation

Trading -Australian Securities Exchange

ORG Equity Options (100 Shares Per Lot; American Style Options)

Strike	Type	Expiry Date	Buy	Sell	Trade Date	Trade Price	Fee			Commission			Premium Value	Total (incl of GST)
							Rate	Value	GST	Rate	Value	GST		
9.75	Call	30/08/18		18	27/07/18	0.2150	0.1300	2.34 DR	0.23 DR	24.00 DR	2.40 DR	387.00 CR	358.03 CR	
Underlying Equity Total (AUD)								2.34 DR	0.23 DR	24.00 DR	2.40 DR	387.00 CR	358.03 CR	

TLS Equity Options (100 Shares Per Lot; American Style Options)

Strike	Type	Expiry Date	Buy	Sell	Trade Date	Trade Price	Fee			Commission			Premium Value	Total (incl of GST)
							Rate	Value	GST	Rate	Value	GST		
2.77	Call	16/08/18		70	27/07/18	0.0600	0.1300	9.10 DR	0.91 DR	24.00 DR	2.40 DR	420.00 CR	383.59 CR	
Underlying Equity Total (AUD)								9.10 DR	0.91 DR	24.00 DR	2.40 DR	420.00 CR	383.59 CR	

WBC Equity Options (100 Shares Per Lot; American Style Options)

Strike	Type	Expiry Date	Buy	Sell	Trade Date	Trade Price	Fee			Commission			Premium Value	Total (incl of GST)
							Rate	Value	GST	Rate	Value	GST		
29.50	Call	09/08/18		20	27/07/18	0.2200	0.1300	2.60 DR	0.26 DR	24.00 DR	2.40 DR	440.00 CR	410.74 CR	
Underlying Equity Total (AUD)								2.60 DR	0.26 DR	24.00 DR	2.40 DR	440.00 CR	410.74 CR	

-Please retain this statement for your records. Any errors or omissions should be promptly notified-

Trading Confirmation Total (AUD)

14.04 DR

1.40 DR

72.00 DR

7.20 DR

1,247.00 CR

1,152.36 CR

GST Summary

Total GST

8.60 DR

-End of Statement-

-Please retain this statement for your records. Any errors or omissions should be promptly notified-



Sequoia Direct Pty Ltd
 ABN 52 614 536 917 CAR NO. 001247917 of Sequoia Asset Management Pty Ltd
 AFSL 341506 ABN 70 135 907 550

Level 7, 7-15 Macquarie Place, Sydney NSW 2000 PO Box R1837, Royal Exchange NSW 1225
 Tel 1300 130 545 Fax (61-2) 8114 2200 Internet: www.sequoiadirect.com.au

This trade was executed by D2MX Pty Limited AFSL 297950 ABN 98 113 959 596 ("D2MX") and
 cleared by Pershing Securities Australia Pty Ltd AFSL No 338264 ABN 60 136 184 962.

ETO Trading Statement For the Period 30/07/18 to 30/07/18

TAX INVOICE

Client Name : MR WAYNE GALE & MRS MARGARET ANN GALE
 Client Address : 27 YALDARA STREET
 CARSELDINE QLD 4034

Acct. Designation : GALE FAMILY S/F A/C
 Account ID : D1085491
 Currency : AUD
 Advisor : STD Sequoia Direct Online

Trading Confirmation

Trading -Australian Securities Exchange

CBA Equity Options (100 Shares Per Lot; American Style Options)

Strike	Type	Expiry Date	Buy	Sell	Trade Date	Trade Price	Fee			Commission			Premium Value	Total (incl of GST)
							Rate	Value	GST	Rate	Value	GST		
76.00	Call	09/08/18		10	30/07/18	0.4600	0.1300	1.30 DR	0.13 DR	24.00 DR	2.40 DR	460.00 CR	432.17 CR	
Underlying Equity Total (AUD)								1.30 DR	0.13 DR	24.00 DR	2.40 DR	460.00 CR	432.17 CR	

CWN Equity Options (100 Shares Per Lot; American Style Options)

Strike	Type	Expiry Date	Buy	Sell	Trade Date	Trade Price	Fee			Commission			Premium Value	Total (incl of GST)
							Rate	Value	GST	Rate	Value	GST		
13.75	Call	30/08/18		12	30/07/18	0.2600	0.1300	1.56 DR	0.16 DR	24.00 DR	2.40 DR	312.00 CR	283.88 CR	
Underlying Equity Total (AUD)								1.56 DR	0.16 DR	24.00 DR	2.40 DR	312.00 CR	283.88 CR	

NCM Equity Options (100 Shares Per Lot; American Style Options)

Strike	Type	Expiry Date	Buy	Sell	Trade Date	Trade Price	Fee			Commission			Premium Value	Total (incl of GST)
							Rate	Value	GST	Rate	Value	GST		
21.50	Call	27/09/18		6	30/07/18	0.6400	0.1300	0.78 DR	0.08 DR	24.00 DR	2.40 DR	384.00 CR	356.74 CR	
Underlying Equity Total (AUD)								0.78 DR	0.08 DR	24.00 DR	2.40 DR	384.00 CR	356.74 CR	

QBE Equity Options (100 Shares Per Lot; American Style Options)

-Please retain this statement for your records. Any errors or omissions should be promptly notified-

Strike	Type	Expiry Date	Buy	Sell	Trade Date	Trade Price	Fee			Commission			Premium Value	Total (incl of GST)
							Rate	Value	GST	Rate	Value	GST		
10.25	Call	30/08/18		30	30/07/18	0.1700	0.1300	3.90 DR	0.39 DR	24.00 DR	2.40 DR	510.00 CR	479.31 CR	
Underlying Equity Total (AUD)								3.90 DR	0.39 DR	24.00 DR	2.40 DR	510.00 CR	479.31 CR	
STO Equity Options (100 Shares Per Lot; American Style Options)														
Strike	Type	Expiry Date	Buy	Sell	Trade Date	Trade Price	Fee			Commission			Premium Value	Total (incl of GST)
Rate	Value	GST	Rate	Value	GST									
6.50	Call	30/08/18		30	30/07/18	0.1350	0.1300	3.90 DR	0.39 DR	24.00 DR	2.40 DR	405.00 CR	374.31 CR	
Underlying Equity Total (AUD)								3.90 DR	0.39 DR	24.00 DR	2.40 DR	405.00 CR	374.31 CR	
WOW Equity Options (100 Shares Per Lot; American Style Options)														
Strike	Type	Expiry Date	Buy	Sell	Trade Date	Trade Price	Fee			Commission			Premium Value	Total (incl of GST)
Rate	Value	GST	Rate	Value	GST									
30.50	Call	30/08/18		22	30/07/18	0.3300	0.1300	2.86 DR	0.29 DR	24.00 DR	2.40 DR	726.00 CR	696.45 CR	
Underlying Equity Total (AUD)								2.86 DR	0.29 DR	24.00 DR	2.40 DR	726.00 CR	696.45 CR	
Trading Confirmation Total (AUD)								14.30 DR	1.44 DR	144.00 DR	14.40 DR	2,797.00 CR	2,622.86 CR	

GST Summary

Total GST 15.84 DR

-End of Statement-



Sequoia Direct Pty Ltd
 ABN 52 614 536 917 CAR NO. 001247917 of Sequoia Asset Management Pty Ltd
 AFSL 341506 ABN 70 135 907 550

Level 7, 7-15 Macquarie Place, Sydney NSW 2000 PO Box R1837, Royal Exchange NSW 1225
 Tel 1300 130 545 Fax (61-2) 8114 2200 Internet: www.sequoiadirect.com.au

This trade was executed by D2MX Pty Limited AFSL 297950 ABN 98 113 959 596 ("D2MX") and
 cleared by Pershing Securities Australia Pty Ltd AFSL No 338264 ABN 60 136 184 962.

ETO Trading Statement For the Period 30/07/18 to 30/07/18

TAX INVOICE

Client Name : MR WAYNE GALE & MRS MARGARET ANN GALE
 Client Address : 27 YALDARA STREET
 CARSELDINE QLD 4034

Acct. Designation : GALE FAMILY S/F A/C
 Account ID : D1085491
 Currency : AUD
 Advisor : STD Sequoia Direct Online

Trading Confirmation

Trading -Australian Securities Exchange

CBA Equity Options (100 Shares Per Lot; American Style Options)

Strike	Type	Expiry Date	Buy	Sell	Trade Date	Trade Price	Fee			Commission			Premium Value	Total (incl of GST)
							Rate	Value	GST	Rate	Value	GST		
76.00	Call	09/08/18		10	30/07/18	0.4600	0.1300	1.30 DR	0.13 DR	24.00 DR	2.40 DR	460.00 CR	432.17 CR	
Underlying Equity Total (AUD)								1.30 DR	0.13 DR	24.00 DR	2.40 DR	460.00 CR	432.17 CR	

CWN Equity Options (100 Shares Per Lot; American Style Options)

Strike	Type	Expiry Date	Buy	Sell	Trade Date	Trade Price	Fee			Commission			Premium Value	Total (incl of GST)
							Rate	Value	GST	Rate	Value	GST		
13.75	Call	30/08/18		12	30/07/18	0.2600	0.1300	1.56 DR	0.16 DR	24.00 DR	2.40 DR	312.00 CR	283.88 CR	
Underlying Equity Total (AUD)								1.56 DR	0.16 DR	24.00 DR	2.40 DR	312.00 CR	283.88 CR	

NCM Equity Options (100 Shares Per Lot; American Style Options)

Strike	Type	Expiry Date	Buy	Sell	Trade Date	Trade Price	Fee			Commission			Premium Value	Total (incl of GST)
							Rate	Value	GST	Rate	Value	GST		
21.50	Call	27/09/18		6	30/07/18	0.6400	0.1300	0.78 DR	0.08 DR	24.00 DR	2.40 DR	384.00 CR	356.74 CR	
Underlying Equity Total (AUD)								0.78 DR	0.08 DR	24.00 DR	2.40 DR	384.00 CR	356.74 CR	

QBE Equity Options (100 Shares Per Lot; American Style Options)

-Please retain this statement for your records. Any errors or omissions should be promptly notified-

Strike	Type	Expiry Date	Buy	Sell	Trade Date	Trade Price	Fee			Commission			Premium Value	Total (incl of GST)
							Rate	Value	GST	Rate	Value	GST		
10.25	Call	30/08/18		30	30/07/18	0.1700	0.1300	3.90 DR	0.39 DR	24.00 DR	2.40 DR	510.00 CR	479.31 CR	
Underlying Equity Total (AUD)								3.90 DR	0.39 DR	24.00 DR	2.40 DR	510.00 CR	479.31 CR	
STO Equity Options (100 Shares Per Lot; American Style Options)														
Strike	Type	Expiry Date	Buy	Sell	Trade Date	Trade Price	Fee			Commission			Premium Value	Total (incl of GST)
							Rate	Value	GST	Rate	Value	GST		
6.50	Call	30/08/18		30	30/07/18	0.1350	0.1300	3.90 DR	0.39 DR	24.00 DR	2.40 DR	405.00 CR	374.31 CR	
Underlying Equity Total (AUD)								3.90 DR	0.39 DR	24.00 DR	2.40 DR	405.00 CR	374.31 CR	
WOW Equity Options (100 Shares Per Lot; American Style Options)														
Strike	Type	Expiry Date	Buy	Sell	Trade Date	Trade Price	Fee			Commission			Premium Value	Total (incl of GST)
							Rate	Value	GST	Rate	Value	GST		
30.50	Call	30/08/18		22	30/07/18	0.3300	0.1300	2.86 DR	0.29 DR	24.00 DR	2.40 DR	726.00 CR	696.45 CR	
Underlying Equity Total (AUD)								2.86 DR	0.29 DR	24.00 DR	2.40 DR	726.00 CR	696.45 CR	
Trading Confirmation Total (AUD)								14.30 DR	1.44 DR	144.00 DR	14.40 DR	2,797.00 CR	2,622.86 CR	

GST Summary

Total GST 15.84 DR

-End of Statement-



Sequoia Direct Pty Ltd
 ABN 52 614 536 917 CAR NO. 001247917 of Sequoia Asset Management Pty Ltd
 AFSL 341506 ABN 70 135 907 550

Level 7, 7-15 Macquarie Place, Sydney NSW 2000 PO Box R1837, Royal Exchange NSW 1225
 Tel 1300 130 545 Fax (61-2) 8114 2200 Internet: www.sequoiadirect.com.au

This trade was executed by D2MX Pty Limited AFSL 297950 ABN 98 113 959 596 ("D2MX") and cleared by Pershing Securities Australia Pty Ltd AFSL No 338264 ABN 60 136 184 962.

ETO Trading Statement For the Period 26/07/18 to 26/07/18

TAX INVOICE

Client Name : MR WAYNE GALE & MRS MARGARET ANN GALE
 Client Address : 27 YALDARA STREET
 CARSELDINE QLD 4034

Acct. Designation : GALE FAMILY S/F A/C
 Account ID : D1085491
 Currency : AUD
 Advisor : STD Sequoia Direct Online

Liquidation Advice

Assigned - Australian Securities Exchange

ANZ Equity Options (100 Shares Per Lot; American Style Options)

Strike	Type	Expiry Date	Buy	Sell	Trade Date	Trade Price	Contract ID	Fee			Premium Value	Cash Settle Value	
								Rate	Value	GST			
29.00	Call	26/07/18		20 Close	18/05/18	0.2950	43566961-00	1.00	DR	0.10	DR	590.00	CR
Underlying Equity Total								1.00	DR	0.10	DR	590.00	CR

CCL Equity Options (100 Shares Per Lot; American Style Options)

Strike	Type	Expiry Date	Buy	Sell	Trade Date	Trade Price	Contract ID	Fee			Premium Value	Cash Settle Value	
								Rate	Value	GST			
9.00	Call	26/07/18		33 Close	17/05/18	0.1150	43505955-00	1.65	DR	0.17	DR	379.50	CR
Underlying Equity Total								1.65	DR	0.17	DR	379.50	CR

SHL Equity Options (100 Shares Per Lot; American Style Options)

Strike	Type	Expiry Date	Buy	Sell	Trade Date	Trade Price	Contract ID	Fee			Premium Value	Cash Settle Value	
								Rate	Value	GST			
24.50	Call	26/07/18		12 Close	17/05/18	0.3400	43506298-00	0.60	DR	0.06	DR	408.00	CR
Underlying Equity Total								0.60	DR	0.06	DR	408.00	CR

STO Equity Options (100 Shares Per Lot; American Style Options)

-Please retain this statement for your records. Any errors or omissions should be promptly notified-

Strike	Type	Expiry Date	Buy	Sell	Trade Date	Trade Price	Contract ID	Fee			Premium Value	Cash Settle Value
								Rate	Value	GST		
6.00	Call	26/07/18		34 Close	23/05/18	0.2000	43794414-00		1.70 DR	0.17 DR	680.00 CR	
Underlying Equity Total									1.70 DR	0.17 DR	680.00 CR	

WES Equity Options (100 Shares Per Lot; American Style Options)

Strike	Type	Expiry Date	Buy	Sell	Trade Date	Trade Price	Contract ID	Fee			Premium Value	Cash Settle Value
								Rate	Value	GST		
45.50	Call	26/07/18		12 Close	16/05/18	0.6400	43412437-00		0.60 DR	0.06 DR	768.00 CR	
Underlying Equity Total									0.60 DR	0.06 DR	768.00 CR	

WOW Equity Options (100 Shares Per Lot; American Style Options)

Strike	Type	Expiry Date	Buy	Sell	Trade Date	Trade Price	Contract ID	Fee			Premium Value	Cash Settle Value
								Rate	Value	GST		
29.50	Call	26/07/18		15 Close	16/05/18	0.2550	43411636-00		0.75 DR	0.08 DR	382.50 CR	
Underlying Equity Total									0.75 DR	0.08 DR	382.50 CR	
Assigned Total									6.30 DR	0.64 DR	3,208.00 CR	

Expired Short - Australian Securities Exchange

AZJ Equity Options (100 Shares Per Lot; American Style Options)

Strike	Type	Expiry Date	Buy	Sell	Trade Date	Trade Price	Contract ID	Fee			Premium Value	Cash Settle Value
								Rate	Value	GST		
4.50	Call	26/07/18		78 Close	16/05/18	0.0950	43414437-00		0.00	0.00	741.00 CR	
Underlying Equity Total									0.00	0.00	741.00 CR	

CPU Equity Options (100 Shares Per Lot; American Style Options)

Strike	Type	Expiry Date	Buy	Sell	Trade Date	Trade Price	Contract ID	Fee			Premium Value	Cash Settle Value
								Rate	Value	GST		
19.00	Call	26/07/18		20 Close	18/05/18	0.2800	43573402-00		0.00	0.00	560.00 CR	
Underlying Equity Total									0.00	0.00	560.00 CR	

CWN Equity Options (100 Shares Per Lot; American Style Options)

Strike	Type	Expiry Date	Buy	Sell	Trade Date	Trade Price	Contract ID	Fee			Premium Value	Cash Settle Value
								Rate	Value	GST		
13.75	Call	26/07/18		12 Close	15/05/18	0.3000	43342990-00		0.00	0.00	360.00 CR	
Underlying Equity Total									0.00	0.00	360.00 CR	

-Please retain this statement for your records. Any errors or omissions should be promptly notified-

NCM Equity Options (100 Shares Per Lot; American Style Options)

Strike	Type	Expiry Date	Buy	Sell	Trade Date	Trade Price	Contract ID	Fee			Premium Value	Cash Settle Value
								Rate	Value	GST		
22.50	Call	26/07/18		6 Close	14/05/18	0.6200	43267592-00		0.00	0.00	372.00 CR	
Underlying Equity Total									0.00	0.00	372.00 CR	

ORG Equity Options (100 Shares Per Lot; American Style Options)

Strike	Type	Expiry Date	Buy	Sell	Trade Date	Trade Price	Contract ID	Fee			Premium Value	Cash Settle Value
								Rate	Value	GST		
10.00	Call	26/07/18		18 Close	15/05/18	0.2500	43344429-00		0.00	0.00	450.00 CR	
Underlying Equity Total									0.00	0.00	450.00 CR	

QBE Equity Options (100 Shares Per Lot; American Style Options)

Strike	Type	Expiry Date	Buy	Sell	Trade Date	Trade Price	Contract ID	Fee			Premium Value	Cash Settle Value
								Rate	Value	GST		
10.75	Call	26/07/18		30 Close	18/05/18	0.2000	43578548-00		0.00	0.00	600.00 CR	
Underlying Equity Total									0.00	0.00	600.00 CR	

TLS Equity Options (100 Shares Per Lot; American Style Options)

Strike	Type	Expiry Date	Buy	Sell	Trade Date	Trade Price	Contract ID	Fee			Premium Value	Cash Settle Value
								Rate	Value	GST		
2.97	Call	26/07/18		70 Close	16/05/18	0.0600	43429885-00		0.00	0.00	420.00 CR	
Underlying Equity Total									0.00	0.00	420.00 CR	

WBC Equity Options (100 Shares Per Lot; American Style Options)

Strike	Type	Expiry Date	Buy	Sell	Trade Date	Trade Price	Contract ID	Fee			Premium Value	Cash Settle Value
								Rate	Value	GST		
29.50	Call	26/07/18		20 Close	28/06/18	0.2800	45803655-00		0.00	0.00	560.00 CR	
Underlying Equity Total									0.00	0.00	560.00 CR	

WPL Equity Options (100 Shares Per Lot; American Style Options)

Strike	Type	Expiry Date	Buy	Sell	Trade Date	Trade Price	Contract ID	Fee			Premium Value	Cash Settle Value
								Rate	Value	GST		
35.83	Call	26/07/18		15 Close	21/05/18	0.6000	43621241-00		0.00	0.00	900.00 CR	
Underlying Equity Total									0.00	0.00	900.00 CR	
Expired Short Total									0.00	0.00	4,963.00 CR	

-Please retain this statement for your records. Any errors or omissions should be promptly notified-

Liquidation Advice Total

6.30 DR

0.64 DR

8,171.00 CR

GST Summary

Total GST 0.64 DR

-End of Statement-

-Please retain this statement for your records. Any errors or omissions should be promptly notified-

AUGUST 2018



Sequoia Direct Pty Ltd
 ABN 52 614 536 917 CAR NO. 001247917 of Sequoia Asset Management Pty Ltd
 AFSL 341506 ABN 70 135 907 550

Level 7, 7-15 Macquarie Place, Sydney NSW 2000 PO Box R1837, Royal Exchange NSW 1225
 Tel 1300 130 545 Fax (61-2) 8114 2200 Internet: www.sequoiadirect.com.au

This trade was executed by D2MX Pty Limited AFSL 297950 ABN 98 113 959 596 ("D2MX") and
 cleared by Pershing Securities Australia Pty Ltd AFSL No 338264 ABN 60 136 184 962.

ETO Trading Statement For the Period 22/08/18 to 22/08/18

TAX INVOICE

Client Name : MR WAYNE GALE & MRS MARGARET ANN GALE
 Client Address : 27 YALDARA STREET
 CARSELDINE QLD 4034

Acct. Designation : GALE FAMILY S/F A/C
 Account ID : D1085491
 Currency : AUD
 Advisor : STD Sequoia Direct Online

Liquidation Advice

Assigned - Australian Securities Exchange

QBE Equity Options (100 Shares Per Lot; American Style Options)

Strike	Type	Expiry Date	Buy	Sell	Trade Date	Trade Price	Contract ID	Fee			Premium Value	Cash Settle Value		
								Rate	Value	GST				
10.25	Call	30/08/18		30 Close	30/07/18	0.1700	47288075-00	1.50	DR	0.15	DR	510.00	CR	
Underlying Equity Total									1.50	DR	0.15	DR	510.00	CR
Assigned Total									1.50	DR	0.15	DR	510.00	CR
Liquidation Advice Total									1.50	DR	0.15	DR	510.00	CR

GST Summary

Total GST 0.15 DR

-End of Statement-

-Please retain this statement for your records. Any errors or omissions should be promptly notified-



Sequoia Direct Pty Ltd
 ABN 52 614 536 917 CAR NO. 001247917 of Sequoia Asset Management Pty Ltd
 AFSL 341506 ABN 70 135 907 550

Level 7, 7-15 Macquarie Place, Sydney NSW 2000 PO Box R1837, Royal Exchange NSW 1225
 Tel 1300 130 545 Fax (61-2) 8114 2200 Internet: www.sequoiadirect.com.au

This trade was executed by D2MX Pty Limited AFSL 297950 ABN 98 113 959 596 ("D2MX") and
 cleared by Pershing Securities Australia Pty Ltd AFSL No 338264 ABN 60 136 184 962.

ETO Trading Statement For the Period 23/08/18 to 23/08/18

TAX INVOICE

Client Name : MR WAYNE GALE & MRS MARGARET ANN GALE
 Client Address : 27 YALDARA STREET
 CARSELDINE QLD 4034

Acct. Designation : GALE FAMILY S/F A/C
 Account ID : D1085491
 Currency : AUD
 Advisor : STD Sequoia Direct Online

Liquidation Advice

Expired Short - Australian Securities Exchange

ANZ Equity Options (100 Shares Per Lot; American Style Options)

Strike	Type	Expiry Date	Buy	Sell	Trade Date	Trade Price	Contract ID	Fee			Premium Value	Cash Settle Value
								Rate	Value	GST		
29.50	Call	23/08/18		20 Close	09/08/18	0.1700	47879991-00		0.00	0.00	340.00	CR
Underlying Equity Total									0.00	0.00	340.00	CR

CBA Equity Options (100 Shares Per Lot; American Style Options)

Strike	Type	Expiry Date	Buy	Sell	Trade Date	Trade Price	Contract ID	Fee			Premium Value	Cash Settle Value
								Rate	Value	GST		
76.00	Call	23/08/18		10 Close	10/08/18	0.2000	47967158-00		0.00	0.00	200.00	CR
Underlying Equity Total									0.00	0.00	200.00	CR

WBC Equity Options (100 Shares Per Lot; American Style Options)

Strike	Type	Expiry Date	Buy	Sell	Trade Date	Trade Price	Contract ID	Fee			Premium Value	Cash Settle Value
								Rate	Value	GST		
30.00	Call	23/08/18		20 Close	10/08/18	0.1300	47965575-00		0.00	0.00	260.00	CR
Underlying Equity Total									0.00	0.00	260.00	CR

-Please retain this statement for your records. Any errors or omissions should be promptly notified-

Expired Short Total	0.00	0.00	800.00 CR
Liquidation Advice Total	0.00	0.00	800.00 CR

GST Summary

-No Data Returned-

-End of Statement-



Sequoia Direct Pty Ltd
 ABN 52 614 536 917 CAR NO. 001247917 of Sequoia Asset Management Pty Ltd
 AFSL 341506 ABN 70 135 907 550

Level 7, 7-15 Macquarie Place, Sydney NSW 2000 PO Box R1837, Royal Exchange NSW 1225
 Tel 1300 130 545 Fax (61-2) 8114 2200 Internet: www.sequoiadirect.com.au

This trade was executed by D2MX Pty Limited AFSL 297950 ABN 98 113 959 596 ("D2MX") and
 cleared by Pershing Securities Australia Pty Ltd AFSL No 338264 ABN 60 136 184 962.

ETO Trading Statement For the Period 27/08/18 to 27/08/18

TAX INVOICE

Client Name : MR WAYNE GALE & MRS MARGARET ANN GALE
 Client Address : 27 YALDARA STREET
 CARSELDINE QLD 4034

Acct. Designation : GALE FAMILY S/F A/C
 Account ID : D1085491
 Currency : AUD
 Advisor : STD Sequoia Direct Online

Trading Confirmation

Trading -Australian Securities Exchange

CWN Equity Options (100 Shares Per Lot; American Style Options)

Strike	Type	Expiry Date	Buy	Sell	Trade Date	Trade Price	Fee			Commission			Premium Value	Total (incl of GST)
							Rate	Value	GST	Rate	Value	GST		
13.75	Call	30/08/18		12	30/07/18	0.2600								0.00
Underlying Equity Total (AUD)														0.00

NCM Equity Options (100 Shares Per Lot; American Style Options)

Strike	Type	Expiry Date	Buy	Sell	Trade Date	Trade Price	Fee			Commission			Premium Value	Total (incl of GST)
							Rate	Value	GST	Rate	Value	GST		
21.50	Call	27/09/18		6	30/07/18	0.6400								0.00
Underlying Equity Total (AUD)														0.00

ORG Equity Options (100 Shares Per Lot; American Style Options)

Strike	Type	Expiry Date	Buy	Sell	Trade Date	Trade Price	Fee			Commission			Premium Value	Total (incl of GST)
							Rate	Value	GST	Rate	Value	GST		
9.75	Call	30/08/18		18	27/07/18	0.2150								0.00
Underlying Equity Total (AUD)														0.00

STO Equity Options (100 Shares Per Lot; American Style Options)

-Please retain this statement for your records. Any errors or omissions should be promptly notified-

Strike	Type	Expiry Date	Buy	Sell	Trade Date	Trade Price	Fee			Commission			Premium Value	Total (incl of GST)
							Rate	Value	GST	Rate	Value	GST		
6.50	Call	30/08/18		30	30/07/18	0.1350								0.00
Underlying Equity Total (AUD)														0.00

WOW Equity Options (100 Shares Per Lot; American Style Options)

Strike	Type	Expiry Date	Buy	Sell	Trade Date	Trade Price	Fee			Commission			Premium Value	Total (incl of GST)
							Rate	Value	GST	Rate	Value	GST		
30.50	Call	30/08/18		22	30/07/18	0.3300								0.00
Underlying Equity Total (AUD)														0.00
Trading Confirmation Total (AUD)														0.00

GST Summary

-No Data Returned-

-End of Statement-



Sequoia Direct Pty Ltd
 ABN 52 614 536 917 CAR No. 1247917 of:
 Sequoia Asset Management Pty Ltd
 AFSL No. 341506 ABN 70 135 907 550
 Level 7, 7-15 Macquarie Place Sydney NSW 2000
 Phone: 1300 363 766 Website: www.sequoiadirect.com.au

Trading and Financial Statement

As at close of business on 27/08/2018

MR WAYNE GALE & MRS MARGARET ANN GALE <GALE FAMILY S/F A/C>
 27 YALDARA STREET
 CARSELDINE QLD
 4034

TAX INVOICE

Account: **D1085491**
 Adviser: **SEQUOIA DIRECT ONLINE**

LIQUIDATION ADVICE

ASSIGNMENTS

Month	Strike	Buy	Sell	Price	Trade Date	Reference	Fees		Trade Value	
							Rate	Value		
Australian Stock Exchange										
STO STO Equity Options (100 Shares per lot; American style options)										
Aug18	6.50	Call	30	0.1350	30/07/18		0.05	1.50 DR		
							GST on fees and commission		0.15 DR	
							AUD	1.65 DR		
TOTAL (inclusive of GST):							AUD	1.65 DR		

Total GST for this Invoice: AUD 0.15 DR

FINANCIAL DETAILS

	AUD
Fees - Assignments Standard	1.50DR
GST on Fees - Assignment Standard	0.15DR
Carried Forward Balance	1.65DR
Initial Margin	886.00DR
Utilised Collateral	886.00CR
Cash to Cover Margins	0.00
Excess/Shortage	1.65DR

Overall Shortage AUD 1.65DR

This information is issued by Morrison Securities Pty Ltd (ABN 50 001 430 342 AFSL 241737), subject to the operating rules, procedures, directions, decisions and requirements of ASX Ltd, the ASIC Market Integrity Rules (Securities Markets) 2017, ASX Clear Pty Ltd and ASX Settlement Pty Ltd, the customs and usages of ASX, and the correction of errors and omissions. Information contained in this document is derived from a number of sources including confirmation information, current market price information and collateral held.

Account: **D1085491**
Adviser: **SEQUOIA DIRECT ONLINE**

- End Of Statement -



Sequoia Direct Pty Ltd
 ABN 52 614 536 917 CAR No. 1247917 of:
 Sequoia Asset Management Pty Ltd
 AFSL No. 341506 ABN 70 135 907 550
 Level 7, 7-15 Macquarie Place Sydney NSW 2000
 Phone: 1300 363 766 Website: www.sequoiadirect.com.au

Trading and Financial Statement As at close of business on 28/08/2018

MR WAYNE GALE & MRS MARGARET ANN GALE <GALE FAMILY S/F A/C>
 27 YALDARA STREET
 CARSELDINE QLD
 4034

TAX INVOICE

Account: **D1085491**
 Adviser: **SEQUOIA DIRECT ONLINE**

TRADING CONFIRMATION

TRADING

Month	Strike	Buy	Sell	Price	Trade		Margin	Expiry	Rate	Fees		Commission		Trade Value					
					Date	Reference				Rate	Value	Rate	Value						
Australian Stock Exchange																			
QBE	QBE Equity Options (100 Shares per lot; American style options)																		
Sep18	11.25	Call	30	Open	0.1200	28/08/18	D1085491		27/09/18	0.13	3.90	DR	24.00	DR	360.00				
GST on fees and commission											0.39	DR	2.40	DR					
											AUD	4.29	DR	AUD	26.40	DR	AUD	360.00	CR
TOTAL (inclusive of GST):											AUD	329.31	CR						
TRADING TOTAL (inclusive of GST):														AUD	329.31	CR			
														Total GST for this Invoice:		AUD	2.79	DR	

CASH POSTINGS

Bank - Shares	AUD	1.65	CR
Total:	AUD	1.65	CR

Account: **D1085491**
Adviser: **SEQUOIA DIRECT ONLINE****FINANCIAL DETAILS**

	AUD
Brought Forward Balance	1.65DR
Premiums - Sell	360.00CR
Fees - Registration Standard	3.90DR
GST on Fees - Registration Standard	0.39DR
Commissions - Standard	24.00DR
GST on Commission - Standard	2.40DR
Cash In/Out	1.65CR
Carried Forward Balance	329.31CR
Initial Margin	2,191.00DR
Utilised Collateral	2,191.00CR
Cash to Cover Margins	0.00
Excess/Shortage	329.31CR

Overall Excess AUD 329.31CR

This information is issued by Morrison Securities Pty Ltd (ABN 50 001 430 342 AFSL 241737), subject to the operating rules, procedures, directions, decisions and requirements of ASX Ltd, the ASIC Market Integrity Rules (Securities Markets) 2017, ASX Clear Pty Ltd and ASX Settlement Pty Ltd, the customs and usages of ASX, and the correction of errors and omissions. Information contained in this document is derived from a number of sources including confirmation information, current market price information and collateral held.

- End Of Statement -



Sequoia Direct Pty Ltd
 ABN 52 614 536 917 CAR No. 1247917 of:
 Sequoia Asset Management Pty Ltd
 AFSL No. 341506 ABN 70 135 907 550
 Level 7, 7-15 Macquarie Place Sydney NSW 2000
 Phone: 1300 363 766 Website: www.sequoiadirect.com.au

Trading and Financial Statement As at close of business on 29/08/2018

MR WAYNE GALE & MRS MARGARET ANN GALE <GALE FAMILY S/F A/C>
 27 YALDARA STREET
 CARSELDINE QLD
 4034

TAX INVOICE

Account: **D1085491**
 Adviser: **SEQUOIA DIRECT ONLINE**

CASH POSTINGS

Bank - Shares	AUD	329.31 DR
Total:	AUD	329.31 DR

FINANCIAL DETAILS

	AUD
Brought Forward Balance	329.31CR
Cash In/Out	329.31DR
Carried Forward Balance	0.00
Initial Margin	2,285.00DR
Utilised Collateral	2,285.00CR
Cash to Cover Margins	0.00
Excess/Shortage	0.00

Overall Excess AUD 0.00

This information is issued by Morrison Securities Pty Ltd (ABN 50 001 430 342 AFSL 241737), subject to the operating rules, procedures, directions, decisions and requirements of ASX Ltd, the ASIC Market Integrity Rules (Securities Markets) 2017, ASX Clear Pty Ltd and ASX Settlement Pty Ltd, the customs and usages of ASX, and the correction of errors and omissions. Information contained in this document is derived from a number of sources including confirmation information, current market price information and collateral held.

- End Of Statement -



Sequoia Direct Pty Ltd
 ABN 52 614 536 917 CAR No. 1247917 of:
 Sequoia Asset Management Pty Ltd
 AFSL No. 341506 ABN 70 135 907 550
 Level 7, 7-15 Macquarie Place Sydney NSW 2000
 Phone: 1300 363 766 Website: www.sequoiadirect.com.au

Trading and Financial Statement As at close of business on 30/08/2018

MR WAYNE GALE & MRS MARGARET ANN GALE <GALE FAMILY S/F A/C>
 27 YALDARA STREET
 CARSELDINE QLD
 4034

TAX INVOICE

Account: **D1085491**
 Adviser: **SEQUOIA DIRECT ONLINE**

TRADING CONFIRMATION

TRADING

<u>Month</u>	<u>Strike</u>	<u>Buy</u>	<u>Sell</u>	<u>Price</u>	<u>Trade</u>		<u>Margin</u>	<u>Expiry</u>	<u>Fees</u>		<u>Commission</u>		<u>Trade Value</u>	
					<u>Date</u>	<u>Reference</u>			<u>Rate</u>	<u>Value</u>	<u>Rate</u>	<u>Value</u>		
Australian Stock Exchange														
ANZ	ANZ Equity Options (100 Shares per lot; American style options)													
Sep18	30.00	Call	20 Open	0.2100	30/08/18	D1085491		27/09/18	0.13	2.60 DR		24.00 DR	420.00 CR	
								GST on fees and commission		0.26 DR		2.40 DR		
									AUD	2.86 DR	AUD	26.40 DR	AUD	420.00 CR
								TOTAL (inclusive of GST):	AUD		390.74 CR			
											TRADING TOTAL (inclusive of GST):	AUD	390.74 CR	

Account: D1085491
 Adviser: SEQUOIA DIRECT ONLINE

LIQUIDATION ADVICE

ASSIGNMENTS

<u>Month</u>	<u>Strike</u>	<u>Buy</u>	<u>Sell</u>	<u>Price</u>	<u>Trade Date</u>	<u>Reference</u>	<u>Rate</u>	<u>Fees Value</u>	<u>Trade Value Posted</u>
Australian Stock Exchange									
CWN	CWN Equity Options (100 Shares per lot; American style options)								
Aug18	13.75	Call	11	0.2600	30/07/18		0.05	0.55 DR	
								GST on fees and commission	0.06 DR
							AUD	0.61 DR	
							TOTAL (inclusive of GST):	AUD	0.61 DR

EXPIRED OPTIONS

<u>Month</u>	<u>Strike</u>	<u>Buy</u>	<u>Sell</u>	<u>Price</u>	<u>Trade Date</u>	<u>Reference</u>		<u>Trade Value Posted</u>
Australian Stock Exchange								
CWN	CWN Equity Options (100 Shares per lot; American style options)							
Aug18	13.75	Call	1	0.2600	30/07/18			
ORG	ORG Equity Options (100 Shares per lot; American style options)							
Aug18	9.75	Call	18	0.2150	27/07/18			
WOW	WOW Equity Options (100 Shares per lot; American style options)							
Aug18	30.50	Call	22	0.3300	30/07/18			

Total GST for this Invoice: AUD 2.72 DR

Account: **D1085491**
Adviser: **SEQUOIA DIRECT ONLINE****FINANCIAL DETAILS**

	AUD
Premiums - Sell	420.00CR
Fees - Assignments Standard	0.55DR
Fees - Registration Standard	2.60DR
GST on Fees - Assignment Standard	0.06DR
GST on Fees - Registration Standard	0.26DR
Commissions - Standard	24.00DR
GST on Commission - Standard	2.40DR
Carried Forward Balance	390.13CR
Initial Margin	3,395.00DR
Utilised Collateral	3,395.00CR
Cash to Cover Margins	0.00
Excess/Shortage	390.13CR

Overall Excess AUD 390.13CR

This information is issued by Morrison Securities Pty Ltd (ABN 50 001 430 342 AFSL 241737), subject to the operating rules, procedures, directions, decisions and requirements of ASX Ltd, the ASIC Market Integrity Rules (Securities Markets) 2017, ASX Clear Pty Ltd and ASX Settlement Pty Ltd, the customs and usages of ASX, and the correction of errors and omissions. Information contained in this document is derived from a number of sources including confirmation information, current market price information and collateral held.

- End Of Statement -



Sequoia Direct Pty Ltd
 ABN 52 614 536 917 CAR No. 1247917 of:
 Sequoia Asset Management Pty Ltd
 AFSL No. 341506 ABN 70 135 907 550
 Level 7, 7-15 Macquarie Place Sydney NSW 2000
 Phone: 1300 363 766 Website: www.sequoiadirect.com.au

Trading and Financial Statement As at close of business on 31/08/2018

MR WAYNE GALE & MRS MARGARET ANN GALE <GALE FAMILY S/F A/C>
 27 YALDARA STREET
 CARSELDINE QLD
 4034

TAX INVOICE

Account: **D1085491**
 Adviser: **SEQUOIA DIRECT ONLINE**

CASH POSTINGS

Bank - Shares	AUD	390.13 DR
Total:	AUD	390.13 DR

FINANCIAL DETAILS

	AUD
Brought Forward Balance	390.13CR
Cash In/Out	390.13DR
Carried Forward Balance	0.00
Initial Margin	3,295.00DR
Utilised Collateral	3,295.00CR
Cash to Cover Margins	0.00
Excess/Shortage	0.00

Overall Excess AUD 0.00

This information is issued by Morrison Securities Pty Ltd (ABN 50 001 430 342 AFSL 241737), subject to the operating rules, procedures, directions, decisions and requirements of ASX Ltd, the ASIC Market Integrity Rules (Securities Markets) 2017, ASX Clear Pty Ltd and ASX Settlement Pty Ltd, the customs and usages of ASX, and the correction of errors and omissions. Information contained in this document is derived from a number of sources including confirmation information, current market price information and collateral held.

- End Of Statement -



Sequoia Direct Pty Ltd
 ABN 52 614 536 917 CAR NO. 001247917 of Sequoia Asset Management Pty Ltd
 AFSL 341506 ABN 70 135 907 550

Level 7, 7-15 Macquarie Place, Sydney NSW 2000 PO Box R1837, Royal Exchange NSW 1225
 Tel 1300 130 545 Fax (61-2) 8114 2200 Internet: www.sequoiadirect.com.au

This trade was executed by D2MX Pty Limited AFSL 297950 ABN 98 113 959 596 ("D2MX") and cleared by Pershing Securities Australia Pty Ltd AFSL No 338264 ABN 60 136 184 962.

ETO Trading Statement For the Period 09/08/18 to 09/08/18

TAX INVOICE

Client Name : MR WAYNE GALE & MRS MARGARET ANN GALE
 Client Address : 27 YALDARA STREET
 CARSELDINE QLD 4034

Acct. Designation : GALE FAMILY S/F A/C
 Account ID : D1085491
 Currency : AUD
 Advisor : STD Sequoia Direct Online

Trading Confirmation

Trading -Australian Securities Exchange

ANZ Equity Options (100 Shares Per Lot; American Style Options)

Strike	Type	Expiry Date	Buy	Sell	Trade Date	Trade Price	Fee			Commission			Premium Value	Total (incl of GST)
							Rate	Value	GST	Rate	Value	GST		
29.50	Call	23/08/18		20	09/08/18	0.1700	0.1300	2.60 DR	0.26 DR	24.00 DR	2.40 DR	340.00 CR	310.74 CR	
Underlying Equity Total (AUD)								2.60 DR	0.26 DR	24.00 DR	2.40 DR	340.00 CR	310.74 CR	
Trading Confirmation Total (AUD)								2.60 DR	0.26 DR	24.00 DR	2.40 DR	340.00 CR	310.74 CR	

Liquidation Advice

Expired Short - Australian Securities Exchange

CBA Equity Options (100 Shares Per Lot; American Style Options)

Strike	Type	Expiry Date	Buy	Sell	Trade Date	Trade Price	Contract ID	Fee			Premium Value	Cash Settle Value
								Rate	Value	GST		
76.00	Call	09/08/18		10 Close	30/07/18	0.4600	47285781-00	0.00	0.00		460.00 CR	
Underlying Equity Total								0.00	0.00		460.00 CR	

-Please retain this statement for your records. Any errors or omissions should be promptly notified-

WBC Equity Options (100 Shares Per Lot; American Style Options)

Strike	Type	Expiry Date	Buy	Sell	Trade Date	Trade Price	Contract ID	Fee			Premium Value	Cash Settle Value	
								Rate	Value	GST			
29.50	Call	09/08/18		20 Close	27/07/18	0.2200	47224023-00	0.00	0.00		440.00 CR		
Underlying Equity Total									0.00	0.00		440.00 CR	
Expired Short Total									0.00	0.00		900.00 CR	
Liquidation Advice Total									0.00	0.00		900.00 CR	

GST Summary

Total GST 2.66 DR

-End of Statement-



Sequoia Direct Pty Ltd
 ABN 52 614 536 917 CAR NO. 001247917 of Sequoia Asset Management Pty Ltd
 AFSL 341506 ABN 70 135 907 550

Level 7, 7-15 Macquarie Place, Sydney NSW 2000 PO Box R1837, Royal Exchange NSW 1225
 Tel 1300 130 545 Fax (61-2) 8114 2200 Internet: www.sequoiadirect.com.au

This trade was executed by D2MX Pty Limited AFSL 297950 ABN 98 113 959 596 ("D2MX") and
 cleared by Pershing Securities Australia Pty Ltd AFSL No 338264 ABN 60 136 184 962.

ETO Trading Statement For the Period 10/08/18 to 10/08/18

TAX INVOICE

Client Name : MR WAYNE GALE & MRS MARGARET ANN GALE
 Client Address : 27 YALDARA STREET
 CARSELDINE QLD 4034

Acct. Designation : GALE FAMILY S/F A/C
 Account ID : D1085491
 Currency : AUD
 Advisor : STD Sequoia Direct Online

Trading Confirmation

Trading -Australian Securities Exchange

CBA Equity Options (100 Shares Per Lot; American Style Options)

Strike	Type	Expiry Date	Buy	Sell	Trade Date	Trade Price	Fee			Commission			Premium Value	Total (incl of GST)
							Rate	Value	GST	Rate	Value	GST		
76.00	Call	16/08/18	10	10	10/08/18	0.1800	0.1300	2.60 DR	0.26 DR	48.00 DR	4.80 DR	0.00	55.66 DR	
76.00	Call	23/08/18		10	10/08/18	0.2000	0.1300	1.30 DR	0.13 DR	24.00 DR	2.40 DR	200.00 CR	172.17 CR	
Underlying Equity Total (AUD)								3.90 DR	0.39 DR	72.00 DR	7.20 DR	200.00 CR	116.51 CR	

WBC Equity Options (100 Shares Per Lot; American Style Options)

Strike	Type	Expiry Date	Buy	Sell	Trade Date	Trade Price	Fee			Commission			Premium Value	Total (incl of GST)
							Rate	Value	GST	Rate	Value	GST		
30.00	Call	23/08/18		20	10/08/18	0.1300	0.1300	2.60 DR	0.26 DR	24.00 DR	2.40 DR	260.00 CR	230.74 CR	
Underlying Equity Total (AUD)								2.60 DR	0.26 DR	24.00 DR	2.40 DR	260.00 CR	230.74 CR	
Trading Confirmation Total (AUD)								6.50 DR	0.65 DR	96.00 DR	9.60 DR	460.00 CR	347.25 CR	

Liquidation Advice

Match Outs - Australian Securities Exchange

-Please retain this statement for your records. Any errors or omissions should be promptly notified-

CBA Equity Options (100 Shares Per Lot; American Style Options)

Strike	Type	Expiry Date	Buy	Sell	Trade Date	Trade Price	Contract ID	Fee			Premium Value	Cash Settle Value
								Rate	Value	GST		
76.00	Call	16/08/18		10 Open	10/08/18	0.1800	47971513-00	0.00	0.00		180.00 CR	
76.00	Call	16/08/18	10	Close	10/08/18	0.1800	47974223-00	0.00	0.00		180.00 DR	
Underlying Equity Total								0.00	0.00		0.00	
Match Outs Total								0.00	0.00		0.00	
Liquidation Advice Total								0.00	0.00		0.00	

GST Summary

Total GST 10.25 DR

-End of Statement-



Sequoia Direct Pty Ltd
 ABN 52 614 536 917 CAR NO. 001247917 of Sequoia Asset Management Pty Ltd
 AFSL 341506 ABN 70 135 907 550

Level 7, 7-15 Macquarie Place, Sydney NSW 2000 PO Box R1837, Royal Exchange NSW 1225
 Tel 1300 130 545 Fax (61-2) 8114 2200 Internet: www.sequoiadirect.com.au

This trade was executed by D2MX Pty Limited AFSL 297950 ABN 98 113 959 596 ("D2MX") and
 cleared by Pershing Securities Australia Pty Ltd AFSL No 338264 ABN 60 136 184 962.

ETO Trading Statement For the Period 16/08/18 to 16/08/18

TAX INVOICE

Client Name : MR WAYNE GALE & MRS MARGARET ANN GALE
 Client Address : 27 YALDARA STREET
 CARSELDINE QLD 4034

Acct. Designation : GALE FAMILY S/F A/C
 Account ID : D1085491
 Currency : AUD
 Advisor : STD Sequoia Direct Online

Liquidation Advice

Assigned - Australian Securities Exchange

TLS Equity Options (100 Shares Per Lot; American Style Options)

Strike	Type	Expiry Date	Buy	Sell	Trade Date	Trade Price	Contract ID	Fee			Premium Value	Cash Settle Value
								Rate	Value	GST		
2.77	Call	16/08/18		70 Close	27/07/18	0.0600	47229358-00		3.50 DR	0.35 DR	420.00 CR	
Underlying Equity Total									3.50 DR	0.35 DR	420.00 CR	
Assigned Total									3.50 DR	0.35 DR	420.00 CR	
Liquidation Advice Total									3.50 DR	0.35 DR	420.00 CR	

GST Summary

Total GST 0.35 DR

-End of Statement-

-Please retain this statement for your records. Any errors or omissions should be promptly notified-

SEPTEMBER 2018



Sequoia Direct Pty Ltd
ABN 52 614 536 917 CAR No. 1247917 of:
Sequoia Asset Management Pty Ltd
AFSL No. 341506 ABN 70 135 907 550
Level 7, 7-15 Macquarie Place Sydney NSW 2000
Phone: 1300 363 766 Website: www.sequoiadirect.com.au

Trading and Financial Statement

As at close of business on 11/09/2018

MR WAYNE GALE & MRS MARGARET ANN GALE <GALE FAMILY S/F A/C>
27 YALDARA STREET
CARSELDINE QLD
4034

TAX INVOICE

Account: **D1085491**
Adviser: **SEQUOIA DIRECT ONLINE**

CASH POSTINGS

Bank - Shares	AUD	646.10 DR
Total:	AUD	646.10 DR

FINANCIAL DETAILS

	AUD
Brought Forward Balance	646.10CR
Cash In/Out	646.10DR
Carried Forward Balance	0.00
Initial Margin	4,700.00DR
Utilised Collateral	4,700.00CR
Cash to Cover Margins	0.00
Excess/Shortage	0.00

Overall Excess AUD 0.00

This information is issued by Morrison Securities Pty Ltd (ABN 50 001 430 342 AFSL 241737), subject to the operating rules, procedures, directions, decisions and requirements of ASX Ltd, the ASIC Market Integrity Rules (Securities Markets) 2017, ASX Clear Pty Ltd and ASX Settlement Pty Ltd, the customs and usages of ASX, and the correction of errors and omissions. Information contained in this document is derived from a number of sources including confirmation information, current market price information and collateral held.

- End Of Statement -



Sequoia Direct Pty Ltd
 ABN 52 614 536 917 CAR No. 1247917 of:
 Sequoia Asset Management Pty Ltd
 AFSL No. 341506 ABN 70 135 907 550
 Level 7, 7-15 Macquarie Place Sydney NSW 2000
 Phone: 1300 363 766 Website: www.sequoiadirect.com.au

Trading and Financial Statement As at close of business on 18/09/2018

MR WAYNE GALE & MRS MARGARET ANN GALE <GALE FAMILY S/F A/C>
 27 YALDARA STREET
 CARSELDINE QLD
 4034

TAX INVOICE

Account: **D1085491**
 Adviser: **SEQUOIA DIRECT ONLINE**

TRADING CONFIRMATION

TRADING

Month	Strike	Buy	Sell	Price	Trade		Margin	Expiry	Fees		Commission		Trade Value						
					Date	Reference			Rate	Value	Rate	Value		Posted					
Australian Stock Exchange																			
ORG ORG Equity Options (100 Shares per lot; American style options)																			
Oct18	8.25	Call	18	Open	0.2000	18/09/18	D1085491	25/10/18	0.13	2.34	DR	24.00	DR	360.00					
										GST on fees and commission		2.40		DR					
										AUD		2.57		DR					
										TOTAL (inclusive of GST):		AUD		331.03		CR			
WPL WPL Equity Options (100 Shares per lot; American style options)																			
Oct18	38.00	Call	15	Open	0.3600	18/09/18	D1085491	25/10/18	0.13	1.95	DR	24.00	DR	540.00					
										GST on fees and commission		2.40		DR					
										AUD		2.15		DR					
										TOTAL (inclusive of GST):		AUD		511.45		CR			
										TRADING TOTAL (inclusive of GST):					AUD		842.48		CR
										Total GST for this Invoice:					AUD		5.23		DR

Account: **D1085491**
Adviser: **SEQUOIA DIRECT ONLINE**

FINANCIAL DETAILS

	AUD
Premiums - Sell	900.00CR
Fees - Registration Standard	4.29DR
GST on Fees - Registration Standard	0.43DR
Commissions - Standard	48.00DR
GST on Commission - Standard	4.80DR
Carried Forward Balance	842.48CR
Initial Margin	5,048.00DR
Utilised Collateral	5,048.00CR
Cash to Cover Margins	0.00
Excess/Shortage	842.48CR

Overall Excess AUD 842.48CR

This information is issued by Morrison Securities Pty Ltd (ABN 50 001 430 342 AFSL 241737), subject to the operating rules, procedures, directions, decisions and requirements of ASX Ltd, the ASIC Market Integrity Rules (Securities Markets) 2017, ASX Clear Pty Ltd and ASX Settlement Pty Ltd, the customs and usages of ASX, and the correction of errors and omissions. Information contained in this document is derived from a number of sources including confirmation information, current market price information and collateral held.

- End Of Statement -



Sequoia Direct Pty Ltd
ABN 52 614 536 917 CAR No. 1247917 of:
Sequoia Asset Management Pty Ltd
AFSL No. 341506 ABN 70 135 907 550
Level 7, 7-15 Macquarie Place Sydney NSW 2000
Phone: 1300 363 766 Website: www.sequoiadirect.com.au

Trading and Financial Statement

As at close of business on 19/09/2018

MR WAYNE GALE & MRS MARGARET ANN GALE <GALE FAMILY S/F A/C>
27 YALDARA STREET
CARSELDINE QLD
4034

TAX INVOICE

Account: **D1085491**
Adviser: **SEQUOIA DIRECT ONLINE**

CASH POSTINGS

Bank - Shares	AUD	842.48 DR
Total:	AUD	842.48 DR

FINANCIAL DETAILS

	AUD
Brought Forward Balance	842.48CR
Cash In/Out	842.48DR
Carried Forward Balance	0.00
Initial Margin	4,894.00DR
Utilised Collateral	4,894.00CR
Cash to Cover Margins	0.00
Excess/Shortage	0.00

Overall Excess AUD 0.00

This information is issued by Morrison Securities Pty Ltd (ABN 50 001 430 342 AFSL 241737), subject to the operating rules, procedures, directions, decisions and requirements of ASX Ltd, the ASIC Market Integrity Rules (Securities Markets) 2017, ASX Clear Pty Ltd and ASX Settlement Pty Ltd, the customs and usages of ASX, and the correction of errors and omissions. Information contained in this document is derived from a number of sources including confirmation information, current market price information and collateral held.

- End Of Statement -



Sequoia Direct Pty Ltd
 ABN 52 614 536 917 CAR No. 1247917 of:
 Sequoia Asset Management Pty Ltd
 AFSL No. 341506 ABN 70 135 907 550
 Level 7, 7-15 Macquarie Place Sydney NSW 2000
 Phone: 1300 363 766 Website: www.sequoiadirect.com.au

Trading and Financial Statement As at close of business on 20/09/2018

MR WAYNE GALE & MRS MARGARET ANN GALE <GALE FAMILY S/F A/C>
 27 YALDARA STREET
 CARSELDINE QLD
 4034

TAX INVOICE

Account: **D1085491**
 Adviser: **SEQUOIA DIRECT ONLINE**

TRADING CONFIRMATION

TRADING

<u>Month</u>	<u>Strike</u>	<u>Buy</u>	<u>Sell</u>	<u>Price</u>	<u>Trade</u>		<u>Margin</u>	<u>Expiry</u>	<u>Fees</u>		<u>Commission</u>		<u>Trade Value</u>	
					<u>Date</u>	<u>Reference</u>			<u>Rate</u>	<u>Value</u>	<u>Rate</u>	<u>Value</u>		
Australian Stock Exchange														
WES	WES Equity Options (100 Shares per lot; American style options)													
Oct18	51.00	Call	12 Open	0.4500	20/09/18	D1085491		25/10/18	0.13	1.56 DR		24.00 DR	540.00 CR	
								GST on fees and commission		0.16 DR		2.40 DR		
									AUD	1.72 DR	AUD	26.40 DR	AUD	540.00 CR
								TOTAL (inclusive of GST):	AUD		511.88 CR			
											TRADING TOTAL (inclusive of GST):	AUD	511.88 CR	
											Total GST for this Invoice:	AUD	2.56 DR	

Account: **D1085491**
Adviser: **SEQUOIA DIRECT ONLINE**

FINANCIAL DETAILS

	AUD
Premiums - Sell	540.00CR
Fees - Registration Standard	1.56DR
GST on Fees - Registration Standard	0.16DR
Commissions - Standard	24.00DR
GST on Commission - Standard	2.40DR
Carried Forward Balance	511.88CR
Initial Margin	6,316.00DR
Utilised Collateral	6,316.00CR
Cash to Cover Margins	0.00
Excess/Shortage	511.88CR

Overall Excess AUD 511.88CR

This information is issued by Morrison Securities Pty Ltd (ABN 50 001 430 342 AFSL 241737), subject to the operating rules, procedures, directions, decisions and requirements of ASX Ltd, the ASIC Market Integrity Rules (Securities Markets) 2017, ASX Clear Pty Ltd and ASX Settlement Pty Ltd, the customs and usages of ASX, and the correction of errors and omissions. Information contained in this document is derived from a number of sources including confirmation information, current market price information and collateral held.

- End Of Statement -



Sequoia Direct Pty Ltd
 ABN 52 614 536 917 CAR No. 1247917 of:
 Sequoia Asset Management Pty Ltd
 AFSL No. 341506 ABN 70 135 907 550
 Level 7, 7-15 Macquarie Place Sydney NSW 2000
 Phone: 1300 363 766 Website: www.sequoiadirect.com.au

Trading and Financial Statement As at close of business on 21/09/2018

MR WAYNE GALE & MRS MARGARET ANN GALE <GALE FAMILY S/F A/C>
 27 YALDARA STREET
 CARSELDINE QLD
 4034

TAX INVOICE

Account: **D1085491**
 Adviser: **SEQUOIA DIRECT ONLINE**

TRADING CONFIRMATION

TRADING																											
<u>Month</u>	<u>Strike</u>	<u>Buy</u>	<u>Sell</u>	<u>Price</u>	<u>Trade Date</u>	<u>Reference</u>	<u>Margin Rate</u>	<u>Expiry Date</u>	<u>Rate</u>	<u>Fees Value</u>	<u>Commission Rate</u>	<u>Value</u>	<u>Trade Value Posted</u>														
Australian Stock Exchange																											
AZJ	AZJ Equity Options (100 Shares per lot; American style options)																										
Oct18	4.20	Call	78	Open	0.0600	21/09/18	D1085491		25/10/18	0.13	10.14	DR	24.00	DR	468.00	CR											
										GST on fees and commission		1.01		DR		2.40		DR									
										AUD		11.15		DR		AUD		26.40		DR		AUD		468.00		CR	
										TOTAL (inclusive of GST):				AUD		430.45				CR							
										TRADING TOTAL (inclusive of GST):						AUD		430.45				CR					
										Total GST for this Invoice:						AUD		3.41				DR					

CASH POSTINGS

Bank - Shares	AUD	511.88	DR
Total:	AUD	511.88	DR

Account: **D1085491**
Adviser: **SEQUOIA DIRECT ONLINE****FINANCIAL DETAILS**

	AUD
Brought Forward Balance	511.88CR
Premiums - Sell	468.00CR
Fees - Registration Standard	10.14DR
GST on Fees - Registration Standard	1.01DR
Commissions - Standard	24.00DR
GST on Commission - Standard	2.40DR
Cash In/Out	511.88DR
Carried Forward Balance	430.45CR
Initial Margin	6,353.00DR
Utilised Collateral	6,353.00CR
Cash to Cover Margins	0.00
Excess/Shortage	430.45CR

Overall Excess AUD 430.45CR

This information is issued by Morrison Securities Pty Ltd (ABN 50 001 430 342 AFSL 241737), subject to the operating rules, procedures, directions, decisions and requirements of ASX Ltd, the ASIC Market Integrity Rules (Securities Markets) 2017, ASX Clear Pty Ltd and ASX Settlement Pty Ltd, the customs and usages of ASX, and the correction of errors and omissions. Information contained in this document is derived from a number of sources including confirmation information, current market price information and collateral held.

- End Of Statement -



Sequoia Direct Pty Ltd
ABN 52 614 536 917 CAR No. 1247917 of:
Sequoia Asset Management Pty Ltd
AFSL No. 341506 ABN 70 135 907 550
Level 7, 7-15 Macquarie Place Sydney NSW 2000
Phone: 1300 363 766 Website: www.sequoiadirect.com.au

Trading and Financial Statement

As at close of business on 24/09/2018

MR WAYNE GALE & MRS MARGARET ANN GALE <GALE FAMILY S/F A/C>
27 YALDARA STREET
CARSELDINE QLD
4034

TAX INVOICE

Account: **D1085491**
Adviser: **SEQUOIA DIRECT ONLINE**

CASH POSTINGS

Bank - Shares	AUD	430.45 DR
Total:	AUD	430.45 DR

FINANCIAL DETAILS

	AUD
Brought Forward Balance	430.45CR
Cash In/Out	430.45DR
Carried Forward Balance	0.00
Initial Margin	6,504.00DR
Utilised Collateral	6,504.00CR
Cash to Cover Margins	0.00
Excess/Shortage	0.00

Overall Excess AUD 0.00

This information is issued by Morrison Securities Pty Ltd (ABN 50 001 430 342 AFSL 241737), subject to the operating rules, procedures, directions, decisions and requirements of ASX Ltd, the ASIC Market Integrity Rules (Securities Markets) 2017, ASX Clear Pty Ltd and ASX Settlement Pty Ltd, the customs and usages of ASX, and the correction of errors and omissions. Information contained in this document is derived from a number of sources including confirmation information, current market price information and collateral held.

- End Of Statement -



Sequoia Direct Pty Ltd
 ABN 52 614 536 917 CAR No. 1247917 of:
 Sequoia Asset Management Pty Ltd
 AFSL No. 341506 ABN 70 135 907 550
 Level 7, 7-15 Macquarie Place Sydney NSW 2000
 Phone: 1300 363 766 Website: www.sequoiadirect.com.au

Trading and Financial Statement As at close of business on 26/09/2018

MR WAYNE GALE & MRS MARGARET ANN GALE <GALE FAMILY S/F A/C>
 27 YALDARA STREET
 CARSELDINE QLD
 4034

TAX INVOICE

Account: **D1085491**
 Adviser: **SEQUOIA DIRECT ONLINE**

TRADING CONFIRMATION

TRADING

<u>Month</u>	<u>Strike</u>	<u>Buy</u>	<u>Sell</u>	<u>Price</u>	<u>Trade</u>		<u>Margin</u>	<u>Expiry</u>	<u>Fees</u>		<u>Commission</u>		<u>Trade Value</u>	
					<u>Date</u>	<u>Reference</u>			<u>Rate</u>	<u>Value</u>	<u>Rate</u>	<u>Value</u>		
Australian Stock Exchange														
CPU	CPU Equity Options (100 Shares per lot; American style options)													
Oct18	20.50	Call	20 Open	0.1900	26/09/18	D1085491		25/10/18	0.13	2.60 DR		24.00 DR	380.00 CR	
								GST on fees and commission		0.26 DR		2.40 DR		
									AUD	2.86 DR	AUD	26.40 DR	AUD	380.00 CR
								TOTAL (inclusive of GST):	AUD		350.74 CR			
											TRADING TOTAL (inclusive of GST):	AUD	350.74 CR	
											Total GST for this Invoice:	AUD	2.66 DR	

Account: **D1085491**
Adviser: **SEQUOIA DIRECT ONLINE**

FINANCIAL DETAILS

	AUD
Premiums - Sell	380.00CR
Fees - Registration Standard	2.60DR
GST on Fees - Registration Standard	0.26DR
Commissions - Standard	24.00DR
GST on Commission - Standard	2.40DR
Carried Forward Balance	350.74CR
Initial Margin	6,664.00DR
Utilised Collateral	6,664.00CR
Cash to Cover Margins	0.00
Excess/Shortage	350.74CR

Overall Excess AUD 350.74CR

This information is issued by Morrison Securities Pty Ltd (ABN 50 001 430 342 AFSL 241737), subject to the operating rules, procedures, directions, decisions and requirements of ASX Ltd, the ASIC Market Integrity Rules (Securities Markets) 2017, ASX Clear Pty Ltd and ASX Settlement Pty Ltd, the customs and usages of ASX, and the correction of errors and omissions. Information contained in this document is derived from a number of sources including confirmation information, current market price information and collateral held.

- End Of Statement -



Sequoia Direct Pty Ltd
 ABN 52 614 536 917 CAR No. 1247917 of:
 Sequoia Asset Management Pty Ltd
 AFSL No. 341506 ABN 70 135 907 550
 Level 7, 7-15 Macquarie Place Sydney NSW 2000
 Phone: 1300 363 766 Website: www.sequoiadirect.com.au

Trading and Financial Statement

As at close of business on 27/09/2018

MR WAYNE GALE & MRS MARGARET ANN GALE <GALE FAMILY S/F A/C>
 27 YALDARA STREET
 CARSELDINE QLD
 4034

TAX INVOICE

Account: **D1085491**
 Adviser: **SEQUOIA DIRECT ONLINE**

LIQUIDATION ADVICE

EXPIRED OPTIONS

Month	Strike	Buy	Sell	Price	Trade		Trade Value
					Date	Reference	
Australian Stock Exchange							
ANZ	ANZ Equity Options (100 Shares per lot; American style options)						
Sep18	30.00	Call	20	0.2100	30/08/18	D1085491	
NCM	NCM Equity Options (100 Shares per lot; American style options)						
Sep18	21.50	Call	6	0.6400	30/07/18		
QBE	QBE Equity Options (100 Shares per lot; American style options)						
Sep18	11.25	Call	30	0.1200	28/08/18	D1085491	

CASH POSTINGS

Bank - Shares	AUD	350.74 DR
Total:	AUD	350.74 DR

FINANCIAL DETAILS

	AUD
Brought Forward Balance	350.74CR
Cash In/Out	350.74DR
Carried Forward Balance	0.00
Initial Margin	4,768.00DR
Utilised Collateral	4,768.00CR
Cash to Cover Margins	0.00
Excess/Shortage	0.00

Overall Excess AUD 0.00

Account: **D1085491**
Adviser: **SEQUOIA DIRECT ONLINE**

This information is issued by Morrison Securities Pty Ltd (ABN 50 001 430 342 AFSL 241737), subject to the operating rules, procedures, directions, decisions and requirements of ASX Ltd, the ASIC Market Integrity Rules (Securities Markets) 2017, ASX Clear Pty Ltd and ASX Settlement Pty Ltd, the customs and usages of ASX, and the correction of errors and omissions. Information contained in this document is derived from a number of sources including confirmation information, current market price information and collateral held.

- End Of Statement -



Sequoia Direct Pty Ltd
 ABN 52 614 536 917 CAR No. 1247917 of:
 Sequoia Asset Management Pty Ltd
 AFSL No. 341506 ABN 70 135 907 550
 Level 7, 7-15 Macquarie Place Sydney NSW 2000
 Phone: 1300 363 766 Website: www.sequoiadirect.com.au

Trading and Financial Statement

As at close of business on 10/09/2018

MR WAYNE GALE & MRS MARGARET ANN GALE <GALE FAMILY S/F A/C>
 27 YALDARA STREET
 CARSELDINE QLD
 4034

TAX INVOICE

Account: **D1085491**
 Adviser: **SEQUOIA DIRECT ONLINE**

TRADING CONFIRMATION

TRADING

<u>Month</u>	<u>Strike</u>	<u>Buy</u>	<u>Sell</u>	<u>Price</u>	<u>Trade Date</u>	<u>Reference</u>	<u>Margin Rate</u>	<u>Expiry Date</u>	<u>Fees Rate</u>	<u>Value</u>	<u>Commission Rate</u>	<u>Value</u>	<u>Trade Value Posted</u>							
Australian Stock Exchange																				
TLS	TLS Equity Options (100 Shares per lot; American style options)																			
Oct18	3.23	Call	140	Open	0.0500	10/09/18	D1085491		25/10/18	0.13	18.20	DR	30.80	DR	700.00	CR				
												1.82	DR	3.08	DR					
												AUD	20.02	DR	AUD	33.88	DR	AUD	700.00	CR
TOTAL (inclusive of GST):										AUD	646.10		CR							
													TRADING TOTAL (inclusive of GST):		AUD	646.10		CR		
													Total GST for this Invoice:		AUD	4.90		DR		

Account: **D1085491**
Adviser: **SEQUOIA DIRECT ONLINE****FINANCIAL DETAILS**

	AUD
Premiums - Sell	700.00CR
Fees - Registration Standard	18.20DR
GST on Fees - Registration Standard	1.82DR
Commissions - Standard	30.80DR
GST on Commission - Standard	3.08DR
Carried Forward Balance	646.10CR
Initial Margin	3,875.00DR
Utilised Collateral	3,875.00CR
Cash to Cover Margins	0.00
Excess/Shortage	646.10CR

Overall Excess AUD 646.10CR

This information is issued by Morrison Securities Pty Ltd (ABN 50 001 430 342 AFSL 241737), subject to the operating rules, procedures, directions, decisions and requirements of ASX Ltd, the ASIC Market Integrity Rules (Securities Markets) 2017, ASX Clear Pty Ltd and ASX Settlement Pty Ltd, the customs and usages of ASX, and the correction of errors and omissions. Information contained in this document is derived from a number of sources including confirmation information, current market price information and collateral held.

- End Of Statement -

OCTOBER 2018



Sequoia Direct Pty Ltd
 ABN 52 614 536 917 CAR No. 1247917 of:
 Sequoia Asset Management Pty Ltd
 AFSL No. 341506 ABN 70 135 907 550
 Level 7, 7-15 Macquarie Place Sydney NSW 2000
 Phone: 1300 363 766 Website: www.sequoiadirect.com.au

Trading and Financial Statement As at close of business on 09/10/2018

MR WAYNE GALE & MRS MARGARET ANN GALE <GALE FAMILY S/F A/C>
 27 YALDARA STREET
 CARSELDINE QLD
 4034

TAX INVOICE

Account: **D1085491**
 Adviser: **SEQUOIA DIRECT ONLINE**

CASH POSTINGS

Bank - Shares	AUD	430.74 DR
Total:	AUD	430.74 DR

FINANCIAL DETAILS

	AUD
Brought Forward Balance	430.74CR
Cash In/Out	430.74DR
Carried Forward Balance	0.00
Initial Margin	6,488.00DR
Utilised Collateral	6,488.00CR
Cash to Cover Margins	0.00
Excess/Shortage	0.00

Overall Excess AUD 0.00

This information is issued by Morrison Securities Pty Ltd (ABN 50 001 430 342 AFSL 241737), subject to the operating rules, procedures, directions, decisions and requirements of ASX Ltd, the ASIC Market Integrity Rules (Securities Markets) 2017, ASX Clear Pty Ltd and ASX Settlement Pty Ltd, the customs and usages of ASX, and the correction of errors and omissions. Information contained in this document is derived from a number of sources including confirmation information, current market price information and collateral held.

- End Of Statement -



Sequoia Direct Pty Ltd
 ABN 52 614 536 917 CAR No. 1247917 of:
 Sequoia Asset Management Pty Ltd
 AFSL No. 341506 ABN 70 135 907 550
 Level 7, 7-15 Macquarie Place Sydney NSW 2000
 Phone: 1300 363 766 Website: www.sequoiadirect.com.au

Trading and Financial Statement

As at close of business on 25/10/2018

MR WAYNE GALE & MRS MARGARET ANN GALE <GALE FAMILY S/F A/C>
 27 YALDARA STREET
 CARSELDINE QLD
 4034

TAX INVOICE

Account: **D1085491**
 Adviser: **SEQUOIA DIRECT ONLINE**

LIQUIDATION ADVICE

EXPIRED OPTIONS

<u>Month</u>	<u>Strike</u>	<u>Buy</u>	<u>Sell</u>	<u>Price</u>	<u>Trade</u>			<u>Trade Value</u>
					<u>Date</u>	<u>Reference</u>		<u>Posted</u>
Australian Stock Exchange								
ANZ	ANZ Equity Options (100 Shares per lot; American style options)							
Oct18	27.50	Call	20	0.2300	08/10/18	D1085491		
AZJ	AZJ Equity Options (100 Shares per lot; American style options)							
Oct18	4.20	Call	78	0.0600	21/09/18	D1085491		
CPU	CPU Equity Options (100 Shares per lot; American style options)							
Oct18	20.50	Call	20	0.1900	26/09/18	D1085491		
ORG	ORG Equity Options (100 Shares per lot; American style options)							
Oct18	8.25	Call	18	0.2000	18/09/18	D1085491		
QBE	QBE Equity Options (100 Shares per lot; American style options)							
Oct18	11.75	Call	30	0.1000	05/10/18	D1085491		
TLS	TLS Equity Options (100 Shares per lot; American style options)							
Oct18	3.23	Call	140	0.0500	10/09/18	D1085491		
WES	WES Equity Options (100 Shares per lot; American style options)							
Oct18	51.00	Call	12	0.4500	20/09/18	D1085491		
WPL	WPL Equity Options (100 Shares per lot; American style options)							
Oct18	38.00	Call	15	0.3600	18/09/18	D1085491		

This information is issued by Morrison Securities Pty Ltd (ABN 50 001 430 342 AFSL 241737), subject to the operating rules, procedures, directions, decisions and requirements of ASX Ltd, the ASIC Market Integrity Rules (Securities Markets) 2017, ASX Clear Pty Ltd and ASX Settlement Pty Ltd, the customs and usages of ASX, and the correction of errors and omissions. Information contained in this document is derived from a number of sources including confirmation information, current market price information and collateral held.

- End Of Statement -



Sequoia Direct Pty Ltd
 ABN 52 614 536 917 CAR No. 1247917 of:
 Sequoia Asset Management Pty Ltd
 AFSL No. 341506 ABN 70 135 907 550
 Level 7, 7-15 Macquarie Place Sydney NSW 2000
 Phone: 1300 363 766 Website: www.sequoiadirect.com.au

Trading and Financial Statement As at close of business on 26/10/2018

MR WAYNE GALE & MRS MARGARET ANN GALE <GALE FAMILY S/F A/C>
 27 YALDARA STREET
 CARSELDINE QLD
 4034

TAX INVOICE

Account: **D1085491**
 Adviser: **SEQUOIA DIRECT ONLINE**

TRADING CONFIRMATION

TRADING

<u>Month</u>	<u>Strike</u>	<u>Buy</u>	<u>Sell</u>	<u>Price</u>	<u>Trade</u>		<u>Margin</u>	<u>Expiry</u>	<u>Rate</u>	<u>Fees</u>		<u>Commission</u>		<u>Trade Value</u>	
					<u>Date</u>	<u>Reference</u>				<u>Rate</u>	<u>Value</u>	<u>Rate</u>	<u>Value</u>		
Australian Stock Exchange															
NCM	NCM Equity Options (100 Shares per lot; American style options)														
Nov18	21.50	Call	22	Open	0.3500	26/10/18	D1085491		29/11/18	0.13	2.86 DR		24.00 DR	770.00 CR	
											GST on fees and commission	0.29 DR	2.40 DR		
										AUD	3.15 DR	AUD	26.40 DR	AUD 770.00 CR	
										TOTAL (inclusive of GST):	AUD	740.45 CR			
													TRADING TOTAL (inclusive of GST):	AUD 740.45 CR	
														Total GST for this Invoice: AUD 2.69 DR	

Account: **D1085491**
Adviser: **SEQUOIA DIRECT ONLINE**

FINANCIAL DETAILS

	AUD
Premiums - Sell	770.00CR
Fees - Registration Standard	2.86DR
GST on Fees - Registration Standard	0.29DR
Commissions - Standard	24.00DR
GST on Commission - Standard	2.40DR
Carried Forward Balance	740.45CR
Initial Margin	1,689.00DR
Utilised Collateral	1,689.00CR
Cash to Cover Margins	0.00
Excess/Shortage	740.45CR

Overall Excess AUD 740.45CR

This information is issued by Morrison Securities Pty Ltd (ABN 50 001 430 342 AFSL 241737), subject to the operating rules, procedures, directions, decisions and requirements of ASX Ltd, the ASIC Market Integrity Rules (Securities Markets) 2017, ASX Clear Pty Ltd and ASX Settlement Pty Ltd, the customs and usages of ASX, and the correction of errors and omissions. Information contained in this document is derived from a number of sources including confirmation information, current market price information and collateral held.

- End Of Statement -



Sequoia Direct Pty Ltd
 ABN 52 614 536 917 CAR No. 1247917 of:
 Sequoia Asset Management Pty Ltd
 AFSL No. 341506 ABN 70 135 907 550
 Level 7, 7-15 Macquarie Place Sydney NSW 2000
 Phone: 1300 363 766 Website: www.sequoiadirect.com.au

Trading and Financial Statement As at close of business on 29/10/2018

MR WAYNE GALE & MRS MARGARET ANN GALE <GALE FAMILY S/F A/C>
 27 YALDARA STREET
 CARSELDINE QLD
 4034

TAX INVOICE

Account: **D1085491**
 Adviser: **SEQUOIA DIRECT ONLINE**

CASH POSTINGS

Bank - Shares	AUD	740.45 DR
Total:	AUD	740.45 DR

FINANCIAL DETAILS

	AUD
Brought Forward Balance	740.45CR
Cash In/Out	740.45DR
Carried Forward Balance	0.00
Initial Margin	2,088.00DR
Utilised Collateral	2,088.00CR
Cash to Cover Margins	0.00
Excess/Shortage	0.00

Overall Excess AUD 0.00

This information is issued by Morrison Securities Pty Ltd (ABN 50 001 430 342 AFSL 241737), subject to the operating rules, procedures, directions, decisions and requirements of ASX Ltd, the ASIC Market Integrity Rules (Securities Markets) 2017, ASX Clear Pty Ltd and ASX Settlement Pty Ltd, the customs and usages of ASX, and the correction of errors and omissions. Information contained in this document is derived from a number of sources including confirmation information, current market price information and collateral held.

- End Of Statement -



Sequoia Direct Pty Ltd
 ABN 52 614 536 917 CAR No. 1247917 of:
 Sequoia Asset Management Pty Ltd
 AFSL No. 341506 ABN 70 135 907 550
 Level 7, 7-15 Macquarie Place Sydney NSW 2000
 Phone: 1300 363 766 Website: www.sequoiadirect.com.au

Trading and Financial Statement As at close of business on 05/10/2018

MR WAYNE GALE & MRS MARGARET ANN GALE <GALE FAMILY S/F A/C>
 27 YALDARA STREET
 CARSELDINE QLD
 4034

TAX INVOICE

Account: **D1085491**
 Adviser: **SEQUOIA DIRECT ONLINE**

TRADING CONFIRMATION

TRADING

<u>Month</u>	<u>Strike</u>	<u>Buy</u>	<u>Sell</u>	<u>Price</u>	<u>Trade</u>		<u>Margin</u>	<u>Expiry</u>	<u>Rate</u>	<u>Fees</u>		<u>Commission</u>		<u>Trade Value</u>	
					<u>Date</u>	<u>Reference</u>				<u>Rate</u>	<u>Value</u>	<u>Rate</u>	<u>Value</u>		
Australian Stock Exchange															
QBE	QBE Equity Options (100 Shares per lot; American style options)														
Oct18	11.75	Call	30	Open	0.1000	05/10/18	D1085491		25/10/18	0.13	3.90 DR		24.00 DR	300.00 CR	
											0.39 DR		2.40 DR		
											AUD 4.29 DR		AUD 26.40 DR	AUD 300.00 CR	
											TOTAL (inclusive of GST): AUD		269.31 CR		
													TRADING TOTAL (inclusive of GST): AUD	269.31 CR	
													Total GST for this Invoice: AUD	2.79 DR	

Account: **D1085491**
Adviser: **SEQUOIA DIRECT ONLINE**

FINANCIAL DETAILS

	AUD
Premiums - Sell	300.00CR
Fees - Registration Standard	3.90DR
GST on Fees - Registration Standard	0.39DR
Commissions - Standard	24.00DR
GST on Commission - Standard	2.40DR
Carried Forward Balance	269.31CR
Initial Margin	6,643.00DR
Utilised Collateral	6,643.00CR
Cash to Cover Margins	0.00
Excess/Shortage	269.31CR

Overall Excess AUD 269.31CR

This information is issued by Morrison Securities Pty Ltd (ABN 50 001 430 342 AFSL 241737), subject to the operating rules, procedures, directions, decisions and requirements of ASX Ltd, the ASIC Market Integrity Rules (Securities Markets) 2017, ASX Clear Pty Ltd and ASX Settlement Pty Ltd, the customs and usages of ASX, and the correction of errors and omissions. Information contained in this document is derived from a number of sources including confirmation information, current market price information and collateral held.

- End Of Statement -



Sequoia Direct Pty Ltd
 ABN 52 614 536 917 CAR No. 1247917 of:
 Sequoia Asset Management Pty Ltd
 AFSL No. 341506 ABN 70 135 907 550
 Level 7, 7-15 Macquarie Place Sydney NSW 2000
 Phone: 1300 363 766 Website: www.sequoiadirect.com.au

Trading and Financial Statement As at close of business on 08/10/2018

MR WAYNE GALE & MRS MARGARET ANN GALE <GALE FAMILY S/F A/C>
 27 YALDARA STREET
 CARSELDINE QLD
 4034

TAX INVOICE

Account: **D1085491**
 Adviser: **SEQUOIA DIRECT ONLINE**

TRADING CONFIRMATION

TRADING																											
<u>Month</u>	<u>Strike</u>	<u>Buy</u>	<u>Sell</u>	<u>Price</u>	<u>Trade Date</u>	<u>Reference</u>	<u>Margin Rate</u>	<u>Expiry Date</u>	<u>Rate</u>	<u>Fees Value</u>	<u>Commission Rate</u>	<u>Value</u>	<u>Trade Value Posted</u>														
Australian Stock Exchange																											
ANZ	ANZ Equity Options (100 Shares per lot; American style options)																										
Oct18	27.50	Call	20	Open	0.2300	08/10/18	D1085491		25/10/18	0.13	2.60	DR	24.00	DR	460.00	CR											
										GST on fees and commission		0.26		DR													
										AUD		2.86		DR		AUD		26.40		DR		AUD		460.00		CR	
										TOTAL (inclusive of GST):				AUD		430.74						CR					
													TRADING TOTAL (inclusive of GST):			AUD		430.74						CR			
													Total GST for this Invoice:			AUD		2.66						DR			

CASH POSTINGS

Bank - Shares		AUD	269.31	DR
Total:		AUD	269.31	DR

Account: **D1085491**
Adviser: **SEQUOIA DIRECT ONLINE****FINANCIAL DETAILS**

	AUD
Brought Forward Balance	269.31CR
Premiums - Sell	460.00CR
Fees - Registration Standard	2.60DR
GST on Fees - Registration Standard	0.26DR
Commissions - Standard	24.00DR
GST on Commission - Standard	2.40DR
Cash In/Out	269.31DR
Carried Forward Balance	430.74CR
Initial Margin	7,167.00DR
Utilised Collateral	7,167.00CR
Cash to Cover Margins	0.00
Excess/Shortage	430.74CR

Overall Excess AUD 430.74CR

This information is issued by Morrison Securities Pty Ltd (ABN 50 001 430 342 AFSL 241737), subject to the operating rules, procedures, directions, decisions and requirements of ASX Ltd, the ASIC Market Integrity Rules (Securities Markets) 2017, ASX Clear Pty Ltd and ASX Settlement Pty Ltd, the customs and usages of ASX, and the correction of errors and omissions. Information contained in this document is derived from a number of sources including confirmation information, current market price information and collateral held.

- End Of Statement -

NOVEMBER 2018



Sequoia Direct Pty Ltd
 ABN 52 614 536 917 CAR No. 1247917 of:
 Sequoia Asset Management Pty Ltd
 AFSL No. 341506 ABN 70 135 907 550
 Level 7, 7-15 Macquarie Place Sydney NSW 2000
 Phone: 1300 363 766 Website: www.sequoiadirect.com.au

Trading and Financial Statement As at close of business on 07/11/2018

MR WAYNE GALE & MRS MARGARET ANN GALE <GALE FAMILY S/F A/C>
 27 YALDARA STREET
 CARSELDINE QLD
 4034

TAX INVOICE

Account: **D1085491**
 Adviser: **SEQUOIA DIRECT ONLINE**

TRADING CONFIRMATION

TRADING																			
<u>Month</u>	<u>Strike</u>	<u>Buy</u>	<u>Sell</u>	<u>Price</u>	<u>Trade Date</u>	<u>Reference</u>	<u>Margin Rate</u>	<u>Expiry Date</u>	<u>Rate</u>	<u>Fees Value</u>	<u>Commission Rate</u>	<u>Value</u>	<u>Trade Value Posted</u>						
Australian Stock Exchange																			
TLS TLS Equity Options (100 Shares per lot; American style options)																			
Nov18	3.16	Call	140	Open	0.0300	07/11/18	D1085491		29/11/18	0.13	18.20	DR	420.00						
										GST on fees and commission		1.82	DR						
										AUD		20.02	DR	AUD	33.88	DR	AUD	420.00	CR
										TOTAL (inclusive of GST):		AUD	366.10	CR					
												TRADING TOTAL (inclusive of GST):		AUD	366.10	CR			
												Total GST for this Invoice:		AUD	4.90	DR			

CASH POSTINGS

Bank - Shares	AUD	1,280.07	DR
Total:	AUD	1,280.07	DR

Account: **D1085491**
Adviser: **SEQUOIA DIRECT ONLINE****FINANCIAL DETAILS**

	AUD
Brought Forward Balance	1,280.07CR
Premiums - Sell	420.00CR
Fees - Registration Standard	18.20DR
GST on Fees - Registration Standard	1.82DR
Commissions - Standard	30.80DR
GST on Commission - Standard	3.08DR
Cash In/Out	1,280.07DR
Carried Forward Balance	366.10CR
Initial Margin	7,601.00DR
Utilised Collateral	7,601.00CR
Cash to Cover Margins	0.00
Excess/Shortage	366.10CR

Overall Excess AUD 366.10CR

This information is issued by Morrison Securities Pty Ltd (ABN 50 001 430 342 AFSL 241737), subject to the operating rules, procedures, directions, decisions and requirements of ASX Ltd, the ASIC Market Integrity Rules (Securities Markets) 2017, ASX Clear Pty Ltd and ASX Settlement Pty Ltd, the customs and usages of ASX, and the correction of errors and omissions. Information contained in this document is derived from a number of sources including confirmation information, current market price information and collateral held.

- End Of Statement -



Sequoia Direct Pty Ltd
 ABN 52 614 536 917 CAR No. 1247917 of:
 Sequoia Asset Management Pty Ltd
 AFSL No. 341506 ABN 70 135 907 550
 Level 7, 7-15 Macquarie Place Sydney NSW 2000
 Phone: 1300 363 766 Website: www.sequoiadirect.com.au

Trading and Financial Statement As at close of business on 08/11/2018

MR WAYNE GALE & MRS MARGARET ANN GALE <GALE FAMILY S/F A/C>
 27 YALDARA STREET
 CARSELDINE QLD
 4034

TAX INVOICE

Account: **D1085491**
 Adviser: **SEQUOIA DIRECT ONLINE**

TRADING CONFIRMATION

TRADING

Month	Strike	Buy	Sell	Price	Trade		Margin Rate	Expiry Date	Rate	Fees		Commission		Trade Value Posted							
					Date	Reference				Rate	Value	Rate	Value								
Australian Stock Exchange																					
CBA CBA Equity Options (100 Shares per lot; American style options)																					
Nov18	72.00	Call	10	Open	0.3800	08/11/18	D1085491		29/11/18	0.13	1.30	DR	24.00	DR	380.00	CR					
										GST on fees and commission		0.13 DR		2.40 DR							
										AUD		1.43 DR		AUD		26.40 DR		AUD		380.00 CR	
										TOTAL (inclusive of GST):		AUD		352.17 CR							
WOW WOW Equity Options (100 Shares per lot; American style options)																					
Nov18	29.89	Call	22	Open	0.2300	08/11/18	D1085491		29/11/18	0.13	2.86	DR	24.00	DR	506.00	CR					
										GST on fees and commission		0.29 DR		2.40 DR							
										AUD		3.15 DR		AUD		26.40 DR		AUD		506.00 CR	
										TOTAL (inclusive of GST):		AUD		476.45 CR							
WPL WPL Equity Options (100 Shares per lot; American style options)																					
Nov18	35.50	Call	15	Open	0.2800	08/11/18	D1085491		29/11/18	0.13	1.95	DR	24.00	DR	420.00	CR					
										GST on fees and commission		0.20 DR		2.40 DR							
										AUD		2.15 DR		AUD		26.40 DR		AUD		420.00 CR	
										TOTAL (inclusive of GST):		AUD		391.45 CR							
														TRADING TOTAL (inclusive of GST):		AUD		1,220.07 CR			

Total GST for this Invoice: AUD 7.82 DR

CASH POSTINGS

Bank - Shares	AUD	366.10	DR
Total:	AUD	366.10	DR

Account: **D1085491**
Adviser: **SEQUOIA DIRECT ONLINE****FINANCIAL DETAILS**

	AUD
Brought Forward Balance	366.10CR
Premiums - Sell	1,306.00CR
Fees - Registration Standard	6.11DR
GST on Fees - Registration Standard	0.62DR
Commissions - Standard	72.00DR
GST on Commission - Standard	7.20DR
Cash In/Out	366.10DR
Carried Forward Balance	1,220.07CR
Initial Margin	9,517.00DR
Utilised Collateral	9,517.00CR
Cash to Cover Margins	0.00
Excess/Shortage	1,220.07CR

Overall Excess AUD 1,220.07CR

This information is issued by Morrison Securities Pty Ltd (ABN 50 001 430 342 AFSL 241737), subject to the operating rules, procedures, directions, decisions and requirements of ASX Ltd, the ASIC Market Integrity Rules (Securities Markets) 2017, ASX Clear Pty Ltd and ASX Settlement Pty Ltd, the customs and usages of ASX, and the correction of errors and omissions. Information contained in this document is derived from a number of sources including confirmation information, current market price information and collateral held.

- End Of Statement -



Sequoia Direct Pty Ltd
ABN 52 614 536 917 CAR No. 1247917 of:
Sequoia Asset Management Pty Ltd
AFSL No. 341506 ABN 70 135 907 550
Level 7, 7-15 Macquarie Place Sydney NSW 2000
Phone: 1300 363 766 Website: www.sequoiadirect.com.au

Trading and Financial Statement

As at close of business on 09/11/2018

MR WAYNE GALE & MRS MARGARET ANN GALE <GALE FAMILY S/F A/C>
27 YALDARA STREET
CARSELDINE QLD
4034

TAX INVOICE

Account: **D1085491**
Adviser: **SEQUOIA DIRECT ONLINE**

CASH POSTINGS

Bank - Shares	AUD	1,220.07 DR
Total:	AUD	1,220.07 DR

FINANCIAL DETAILS

	AUD
Brought Forward Balance	1,220.07CR
Cash In/Out	1,220.07DR
Carried Forward Balance	0.00
Initial Margin	9,838.00DR
Utilised Collateral	9,838.00CR
Cash to Cover Margins	0.00
Excess/Shortage	0.00

Overall Excess AUD 0.00

This information is issued by Morrison Securities Pty Ltd (ABN 50 001 430 342 AFSL 241737), subject to the operating rules, procedures, directions, decisions and requirements of ASX Ltd, the ASIC Market Integrity Rules (Securities Markets) 2017, ASX Clear Pty Ltd and ASX Settlement Pty Ltd, the customs and usages of ASX, and the correction of errors and omissions. Information contained in this document is derived from a number of sources including confirmation information, current market price information and collateral held.

- End Of Statement -



Sequoia Direct Pty Ltd
ABN 52 614 536 917 CAR No. 1247917 of:
Sequoia Asset Management Pty Ltd
AFSL No. 341506 ABN 70 135 907 550
Level 7, 7-15 Macquarie Place Sydney NSW 2000
Phone: 1300 363 766 Website: www.sequoiadirect.com.au

Trading and Financial Statement

As at close of business on 22/11/2018

MR WAYNE GALE & MRS MARGARET ANN GALE <GALE FAMILY S/F A/C>
27 YALDARA STREET
CARSELDINE QLD
4034

TAX INVOICE

Account: **D1085491**
Adviser: **SEQUOIA DIRECT ONLINE**

CASH POSTINGS

Bank - Shares	AUD	0.60 CR
Total:	AUD	0.60 CR

FINANCIAL DETAILS

	AUD
Brought Forward Balance	0.60DR
Cash In/Out	0.60CR
Carried Forward Balance	0.00
Initial Margin	6,465.68DR
Utilised Collateral	6,465.68CR
Cash to Cover Margins	0.00
Excess/Shortage	0.00

Overall Excess AUD 0.00

This information is issued by Morrison Securities Pty Ltd (ABN 50 001 430 342 AFSL 241737), subject to the operating rules, procedures, directions, decisions and requirements of ASX Ltd, the ASIC Market Integrity Rules (Securities Markets) 2017, ASX Clear Pty Ltd and ASX Settlement Pty Ltd, the customs and usages of ASX, and the correction of errors and omissions. Information contained in this document is derived from a number of sources including confirmation information, current market price information and collateral held.

- End Of Statement -



Sequoia Direct Pty Ltd
 ABN 52 614 536 917 CAR No. 1247917 of:
 Sequoia Asset Management Pty Ltd
 AFSL No. 341506 ABN 70 135 907 550
 Level 7, 7-15 Macquarie Place Sydney NSW 2000
 Phone: 1300 363 766 Website: www.sequoiadirect.com.au

Trading and Financial Statement

As at close of business on 29/11/2018

MR WAYNE GALE & MRS MARGARET ANN GALE <GALE FAMILY S/F A/C>
 27 YALDARA STREET
 CARSELDINE QLD
 4034

TAX INVOICE

Account: **D1085491**
 Adviser: **SEQUOIA DIRECT ONLINE**

LIQUIDATION ADVICE

ASSIGNMENTS

<u>Month</u>	<u>Strike</u>	<u>Buy</u>	<u>Sell</u>	<u>Price</u>	<u>Trade Date</u>	<u>Reference</u>	<u>Rate</u>	<u>Fees Value</u>	<u>Trade Value Posted</u>
Australian Stock Exchange									
CBA	CBA Equity Options (100 Shares per lot; American style options)								
Nov18	72.00	Call	10	0.3800	08/11/18	D1085491	0.05	0.50 DR	
							GST on fees and commission		0.05 DR
							AUD	0.55 DR	
							TOTAL (inclusive of GST):	AUD	0.55 DR

EXPIRED OPTIONS

<u>Month</u>	<u>Strike</u>	<u>Buy</u>	<u>Sell</u>	<u>Price</u>	<u>Trade Date</u>	<u>Reference</u>	<u>Trade Value Posted</u>
Australian Stock Exchange							
AZJ	AZJ Equity Options (100 Shares per lot; American style options)						
Nov18	4.30	Call	78	0.0450	06/11/18	D1085491	
CPU	CPU Equity Options (100 Shares per lot; American style options)						
Nov18	20.50	Call	20	0.2600	06/11/18	D1085491	
NCM	NCM Equity Options (100 Shares per lot; American style options)						
Nov18	21.50	Call	22	0.3500	26/10/18	D1085491	
QBE	QBE Equity Options (100 Shares per lot; American style options)						
Nov18	11.50	Call	30	0.1700	01/11/18	D1085491	
TLS	TLS Equity Options (100 Shares per lot; American style options)						
Nov18	3.16	Call	140	0.0300	07/11/18	D1085491	
WES	WES Equity Options (140 Shares per lot; American style options)						
Nov18	33.78	Call	12	0.4200	06/11/18	D1085491	

Account: D1085491
 Adviser: SEQUOIA DIRECT ONLINE

LIQUIDATION ADVICE

EXPIRED OPTIONS

<u>Month</u>	<u>Strike</u>	<u>Buy</u>	<u>Sell</u>	<u>Price</u>	<u>Trade Date</u>	<u>Reference</u>	<u>Trade Value</u>	<u>Posted</u>
Australian Stock Exchange								
WOW	WOW Equity Options (100 Shares per lot; American style options)							
Nov18	29.89	Call	22	0.2300	08/11/18	D1085491		
WPL	WPL Equity Options (100 Shares per lot; American style options)							
Nov18	35.50	Call	15	0.2800	08/11/18	D1085491		

Total GST for this Invoice: AUD 0.05 DR

FINANCIAL DETAILS

	AUD
Fees - Assignments Standard	0.50DR
GST on Fees - Assignment Standard	0.05DR
Carried Forward Balance	0.55DR
Excess/Shortage	0.55DR

Overall Shortage AUD 0.55DR

This information is issued by Morrison Securities Pty Ltd (ABN 50 001 430 342 AFSL 241737), subject to the operating rules, procedures, directions, decisions and requirements of ASX Ltd, the ASIC Market Integrity Rules (Securities Markets) 2017, ASX Clear Pty Ltd and ASX Settlement Pty Ltd, the customs and usages of ASX, and the correction of errors and omissions. Information contained in this document is derived from a number of sources including confirmation information, current market price information and collateral held.

- End Of Statement -



Sequoia Direct Pty Ltd
 ABN 52 614 536 917 CAR No. 1247917 of:
 Sequoia Asset Management Pty Ltd
 AFSL No. 341506 ABN 70 135 907 550
 Level 7, 7-15 Macquarie Place Sydney NSW 2000
 Phone: 1300 363 766 Website: www.sequoiadirect.com.au

Trading and Financial Statement

As at close of business on 30/11/2018

MR WAYNE GALE & MRS MARGARET ANN GALE <GALE FAMILY S/F A/C>
 27 YALDARA STREET
 CARSELDINE QLD
 4034

TAX INVOICE

Account: **D1085491**
 Adviser: **SEQUOIA DIRECT ONLINE**

TRADING CONFIRMATION

TRADING

Month	Strike	Buy	Sell	Price	Trade		Margin Rate	Expiry Date	Rate	Fees		Commission		Trade Value Posted	
					Date	Reference				Rate	Value	Rate	Value		
Australian Stock Exchange															
AZJ AZJ Equity Options (100 Shares per lot; American style options)															
Dec18	4.30	Call	78 Open	0.0400	30/11/18	D1085491		20/12/18	0.13	10.14 DR		24.00 DR		312.00 CR	
										GST on fees and commission	1.01 DR	2.40 DR			
										AUD	11.15 DR	AUD	26.40 DR	AUD 312.00 CR	
										TOTAL (inclusive of GST):	AUD	274.45 CR			
QBE QBE Equity Options (100 Shares per lot; American style options)															
Dec18	11.50	Call	30 Open	0.1600	30/11/18	D1085491		20/12/18	0.13	3.90 DR		24.00 DR		480.00 CR	
										GST on fees and commission	0.39 DR	2.40 DR			
										AUD	4.29 DR	AUD	26.40 DR	AUD 480.00 CR	
										TOTAL (inclusive of GST):	AUD	449.31 CR			
WOW WOW Equity Options (100 Shares per lot; American style options)															
Dec18	29.89	Call	22 Open	0.1400	30/11/18	D1085491		20/12/18	0.13	2.86 DR		24.00 DR		308.00 CR	
										GST on fees and commission	0.29 DR	2.40 DR			
										AUD	3.15 DR	AUD	26.40 DR	AUD 308.00 CR	
										TOTAL (inclusive of GST):	AUD	278.45 CR			
													TRADING TOTAL (inclusive of GST):	AUD	1,002.21 CR

Total GST for this Invoice: **AUD 8.89 DR**

CASH POSTINGS

Bank - Shares	AUD	0.55 CR
Total:	AUD	0.55 CR

Account: **D1085491**
Adviser: **SEQUOIA DIRECT ONLINE****FINANCIAL DETAILS**

	AUD
Brought Forward Balance	0.55DR
Premiums - Sell	1,100.00CR
Fees - Registration Standard	16.90DR
GST on Fees - Registration Standard	1.69DR
Commissions - Standard	72.00DR
GST on Commission - Standard	7.20DR
Cash In/Out	0.55CR
Carried Forward Balance	1,002.21CR
Initial Margin	3,646.00DR
Utilised Collateral	3,646.00CR
Cash to Cover Margins	0.00
Excess/Shortage	1,002.21CR

Overall Excess AUD 1,002.21CR

This information is issued by Morrison Securities Pty Ltd (ABN 50 001 430 342 AFSL 241737), subject to the operating rules, procedures, directions, decisions and requirements of ASX Ltd, the ASIC Market Integrity Rules (Securities Markets) 2017, ASX Clear Pty Ltd and ASX Settlement Pty Ltd, the customs and usages of ASX, and the correction of errors and omissions. Information contained in this document is derived from a number of sources including confirmation information, current market price information and collateral held.

- End Of Statement -



Sequoia Direct Pty Ltd
 ABN 52 614 536 917 CAR No. 1247917 of:
 Sequoia Asset Management Pty Ltd
 AFSL No. 341506 ABN 70 135 907 550
 Level 7, 7-15 Macquarie Place Sydney NSW 2000
 Phone: 1300 363 766 Website: www.sequoiadirect.com.au

Trading and Financial Statement As at close of business on 01/11/2018

MR WAYNE GALE & MRS MARGARET ANN GALE <GALE FAMILY S/F A/C>
 27 YALDARA STREET
 CARSELDINE QLD
 4034

TAX INVOICE

Account: **D1085491**
 Adviser: **SEQUOIA DIRECT ONLINE**

TRADING CONFIRMATION

TRADING													
<u>Month</u>	<u>Strike</u>	<u>Buy</u>	<u>Sell</u>	<u>Price</u>	<u>Trade Date</u>	<u>Reference</u>	<u>Margin Rate</u>	<u>Expiry Date</u>	<u>Rate</u>	<u>Fees Value</u>	<u>Commission Rate</u>	<u>Value</u>	<u>Trade Value Posted</u>
Australian Stock Exchange													
QBE	QBE Equity Options (100 Shares per lot; American style options)												
Nov18	11.50	Call	30 Open	0.1700	01/11/18	D1085491		29/11/18	0.13	3.90 DR		24.00 DR	510.00 CR
								GST on fees and commission		0.39 DR		2.40 DR	
									AUD	4.29 DR	AUD	26.40 DR	AUD 510.00 CR
								TOTAL (inclusive of GST):	AUD	479.31 CR			
											TRADING TOTAL (inclusive of GST):	AUD	479.31 CR
											Total GST for this Invoice:	AUD	2.79 DR

Account: **D1085491**
Adviser: **SEQUOIA DIRECT ONLINE****FINANCIAL DETAILS**

	AUD
Premiums - Sell	510.00CR
Fees - Registration Standard	3.90DR
GST on Fees - Registration Standard	0.39DR
Commissions - Standard	24.00DR
GST on Commission - Standard	2.40DR
Carried Forward Balance	479.31CR
Initial Margin	2,892.00DR
Utilised Collateral	2,892.00CR
Cash to Cover Margins	0.00
Excess/Shortage	479.31CR

Overall Excess AUD 479.31CR

This information is issued by Morrison Securities Pty Ltd (ABN 50 001 430 342 AFSL 241737), subject to the operating rules, procedures, directions, decisions and requirements of ASX Ltd, the ASIC Market Integrity Rules (Securities Markets) 2017, ASX Clear Pty Ltd and ASX Settlement Pty Ltd, the customs and usages of ASX, and the correction of errors and omissions. Information contained in this document is derived from a number of sources including confirmation information, current market price information and collateral held.

- End Of Statement -



Sequoia Direct Pty Ltd
ABN 52 614 536 917 CAR No. 1247917 of:
Sequoia Asset Management Pty Ltd
AFSL No. 341506 ABN 70 135 907 550
Level 7, 7-15 Macquarie Place Sydney NSW 2000
Phone: 1300 363 766 Website: www.sequoiadirect.com.au

Trading and Financial Statement

As at close of business on 02/11/2018

MR WAYNE GALE & MRS MARGARET ANN GALE <GALE FAMILY S/F A/C>
27 YALDARA STREET
CARSELDINE QLD
4034

TAX INVOICE

Account: **D1085491**
Adviser: **SEQUOIA DIRECT ONLINE**

CASH POSTINGS

Bank - Shares	AUD	479.31 DR
Total:	AUD	479.31 DR

FINANCIAL DETAILS

	AUD
Brought Forward Balance	479.31CR
Cash In/Out	479.31DR
Carried Forward Balance	0.00
Initial Margin	3,274.00DR
Utilised Collateral	3,274.00CR
Cash to Cover Margins	0.00
Excess/Shortage	0.00

Overall Excess AUD 0.00

This information is issued by Morrison Securities Pty Ltd (ABN 50 001 430 342 AFSL 241737), subject to the operating rules, procedures, directions, decisions and requirements of ASX Ltd, the ASIC Market Integrity Rules (Securities Markets) 2017, ASX Clear Pty Ltd and ASX Settlement Pty Ltd, the customs and usages of ASX, and the correction of errors and omissions. Information contained in this document is derived from a number of sources including confirmation information, current market price information and collateral held.

- End Of Statement -



Sequoia Direct Pty Ltd
 ABN 52 614 536 917 CAR No. 1247917 of:
 Sequoia Asset Management Pty Ltd
 AFSL No. 341506 ABN 70 135 907 550
 Level 7, 7-15 Macquarie Place Sydney NSW 2000
 Phone: 1300 363 766 Website: www.sequoiadirect.com.au

Trading and Financial Statement As at close of business on 06/11/2018

MR WAYNE GALE & MRS MARGARET ANN GALE <GALE FAMILY S/F A/C>
 27 YALDARA STREET
 CARSELDINE QLD
 4034

TAX INVOICE

Account: **D1085491**
 Adviser: **SEQUOIA DIRECT ONLINE**

TRADING CONFIRMATION

TRADING															
Month	Strike	Buy	Sell	Price	Trade Date	Reference	Margin Rate	Expiry Date	Rate	Fees Value	Commission Rate	Commission Value	Trade Value Posted		
Australian Stock Exchange															
AZJ AZJ Equity Options (100 Shares per lot; American style options)															
Nov18	4.30	Call	78	Open	0.0450	06/11/18	D1085491	29/11/18	0.13	10.14 DR		24.00 DR	351.00 CR		
										GST on fees and commission	1.01 DR	2.40 DR			
										AUD	11.15 DR	AUD	26.40 DR	AUD	351.00 CR
										TOTAL (inclusive of GST):	AUD	313.45 CR			
CPU CPU Equity Options (100 Shares per lot; American style options)															
Nov18	20.50	Call	20	Open	0.2600	06/11/18	D1085491	29/11/18	0.13	2.60 DR		24.00 DR	520.00 CR		
										GST on fees and commission	0.26 DR	2.40 DR			
										AUD	2.86 DR	AUD	26.40 DR	AUD	520.00 CR
										TOTAL (inclusive of GST):	AUD	490.74 CR			
WES WES Equity Options (100 Shares per lot; American style options)															
Nov18	47.50	Call	12	Open	0.4200	06/11/18	D1085491	29/11/18	0.13	1.56 DR		24.00 DR	504.00 CR		
										GST on fees and commission	0.16 DR	2.40 DR			
										AUD	1.72 DR	AUD	26.40 DR	AUD	504.00 CR
										TOTAL (inclusive of GST):	AUD	475.88 CR			
												TRADING TOTAL (inclusive of GST):	AUD	1,280.07 CR	
												Total GST for this Invoice:	AUD	8.63 DR	

Account: **D1085491**
Adviser: **SEQUOIA DIRECT ONLINE****FINANCIAL DETAILS**

	AUD
Premiums - Sell	1,375.00CR
Fees - Registration Standard	14.30DR
GST on Fees - Registration Standard	1.43DR
Commissions - Standard	72.00DR
GST on Commission - Standard	7.20DR
Carried Forward Balance	1,280.07CR
Initial Margin	5,595.00DR
Utilised Collateral	5,595.00CR
Cash to Cover Margins	0.00
Excess/Shortage	1,280.07CR

Overall Excess AUD 1,280.07CR

This information is issued by Morrison Securities Pty Ltd (ABN 50 001 430 342 AFSL 241737), subject to the operating rules, procedures, directions, decisions and requirements of ASX Ltd, the ASIC Market Integrity Rules (Securities Markets) 2017, ASX Clear Pty Ltd and ASX Settlement Pty Ltd, the customs and usages of ASX, and the correction of errors and omissions. Information contained in this document is derived from a number of sources including confirmation information, current market price information and collateral held.

- End Of Statement -

DECEMBER 2018



Sequoia Direct Pty Ltd
 ABN 52 614 536 917 CAR No. 1247917 of:
 Sequoia Asset Management Pty Ltd
 AFSL No. 341506 ABN 70 135 907 550
 Level 7, 7-15 Macquarie Place Sydney NSW 2000
 Phone: 1300 363 766 Website: www.sequoiadirect.com.au

Trading and Financial Statement As at close of business on 10/12/2018

MR WAYNE GALE & MRS MARGARET ANN GALE <GALE FAMILY S/F A/C>
 27 YALDARA STREET
 CARSELDINE QLD
 4034

TAX INVOICE

Account: **D1085491**
 Adviser: **SEQUOIA DIRECT ONLINE**

TRADING CONFIRMATION

TRADING

<u>Month</u>	<u>Strike</u>	<u>Buy</u>	<u>Sell</u>	<u>Price</u>	<u>Trade</u>		<u>Margin</u>	<u>Expiry</u>	<u>Rate</u>	<u>Fees</u>		<u>Commission</u>		<u>Trade Value</u>	
					<u>Date</u>	<u>Reference</u>				<u>Rate</u>	<u>Value</u>	<u>Rate</u>	<u>Value</u>		
Australian Stock Exchange															
CPU	CPU Equity Options (100 Shares per lot; American style options)														
Dec18	17.00	Call	20	Open	0.1700	10/12/18	D1085491		20/12/18	0.13	2.60 DR		24.00 DR	340.00 CR	
											GST on fees and commission		0.26 DR	2.40 DR	
										AUD	2.86 DR	AUD	26.40 DR	AUD 340.00 CR	
										TOTAL (inclusive of GST):	AUD	310.74 CR			
													TRADING TOTAL (inclusive of GST):	AUD 310.74 CR	
														Total GST for this Invoice: AUD 2.66 DR	

CASH POSTINGS

Bank - Shares		AUD	179.94 DR
Total:		AUD	179.94 DR

Account: **D1085491**
Adviser: **SEQUOIA DIRECT ONLINE****FINANCIAL DETAILS**

	AUD
Brought Forward Balance	179.94CR
Premiums - Sell	340.00CR
Fees - Registration Standard	2.60DR
GST on Fees - Registration Standard	0.26DR
Commissions - Standard	24.00DR
GST on Commission - Standard	2.40DR
Cash In/Out	179.94DR
Carried Forward Balance	310.74CR
Initial Margin	6,891.00DR
Utilised Collateral	6,891.00CR
Cash to Cover Margins	0.00
Excess/Shortage	310.74CR

Overall Excess AUD 310.74CR

This information is issued by Morrison Securities Pty Ltd (ABN 50 001 430 342 AFSL 241737), subject to the operating rules, procedures, directions, decisions and requirements of ASX Ltd, the ASIC Market Integrity Rules (Securities Markets) 2017, ASX Clear Pty Ltd and ASX Settlement Pty Ltd, the customs and usages of ASX, and the correction of errors and omissions. Information contained in this document is derived from a number of sources including confirmation information, current market price information and collateral held.

- End Of Statement -



Sequoia Direct Pty Ltd
ABN 52 614 536 917 CAR No. 1247917 of:
Sequoia Asset Management Pty Ltd
AFSL No. 341506 ABN 70 135 907 550
Level 7, 7-15 Macquarie Place Sydney NSW 2000
Phone: 1300 363 766 Website: www.sequoiadirect.com.au

Trading and Financial Statement As at close of business on 11/12/2018

MR WAYNE GALE & MRS MARGARET ANN GALE <GALE FAMILY S/F A/C>
27 YALDARA STREET
CARSELDINE QLD
4034

TAX INVOICE

Account: **D1085491**
Adviser: **SEQUOIA DIRECT ONLINE**

CASH POSTINGS

Bank - Shares	AUD	310.74 DR
Total:	AUD	310.74 DR

FINANCIAL DETAILS

	AUD
Brought Forward Balance	310.74CR
Cash In/Out	310.74DR
Carried Forward Balance	0.00
Initial Margin	6,493.00DR
Utilised Collateral	6,493.00CR
Cash to Cover Margins	0.00
Excess/Shortage	0.00

Overall Excess AUD 0.00

This information is issued by Morrison Securities Pty Ltd (ABN 50 001 430 342 AFSL 241737), subject to the operating rules, procedures, directions, decisions and requirements of ASX Ltd, the ASIC Market Integrity Rules (Securities Markets) 2017, ASX Clear Pty Ltd and ASX Settlement Pty Ltd, the customs and usages of ASX, and the correction of errors and omissions. Information contained in this document is derived from a number of sources including confirmation information, current market price information and collateral held.

- End Of Statement -



Sequoia Direct Pty Ltd
 ABN 52 614 536 917 CAR No. 1247917 of:
 Sequoia Asset Management Pty Ltd
 AFSL No. 341506 ABN 70 135 907 550
 Level 7, 7-15 Macquarie Place Sydney NSW 2000
 Phone: 1300 363 766 Website: www.sequoiadirect.com.au

Trading and Financial Statement As at close of business on 20/12/2018

MR WAYNE GALE & MRS MARGARET ANN GALE <GALE FAMILY S/F A/C>
 27 YALDARA STREET
 CARSELDINE QLD
 4034

TAX INVOICE

Account: **D1085491**
 Adviser: **SEQUOIA DIRECT ONLINE**

LIQUIDATION ADVICE

EXPIRED OPTIONS

<u>Month</u>	<u>Strike</u>	<u>Buy</u>	<u>Sell</u>	<u>Price</u>	<u>Trade Date</u>	<u>Reference</u>	<u>Trade Value Posted</u>
Australian Stock Exchange							
AZJ	AZJ Equity Options (100 Shares per lot; American style options)						
Dec18	4.30	Call	78	0.0400	30/11/18	D1085491	
CPU	CPU Equity Options (100 Shares per lot; American style options)						
Dec18	17.00	Call	20	0.1700	10/12/18	D1085491	
NCM	NCM Equity Options (100 Shares per lot; American style options)						
Dec18	21.00	Call	22	0.2400	06/12/18	D1085491	
QBE	QBE Equity Options (100 Shares per lot; American style options)						
Dec18	11.50	Call	30	0.1600	30/11/18	D1085491	
TLS	TLS Equity Options (100 Shares per lot; American style options)						
Dec18	3.13	Call	140	0.0250	07/12/18	D1085491	
WOW	WOW Equity Options (100 Shares per lot; American style options)						
Dec18	29.89	Call	22	0.1400	30/11/18	D1085491	

Account: **D1085491**
Adviser: **SEQUOIA DIRECT ONLINE**

FINANCIAL DETAILS

	<u>AUD</u>
Carried Forward Balance	<u>0.00</u>
Initial Margin	396.00DR
Utilised Collateral	396.00CR
Cash to Cover Margins	<u>0.00</u>
Excess/Shortage	<u>0.00</u>

Overall Excess AUD 0.00

This information is issued by Morrison Securities Pty Ltd (ABN 50 001 430 342 AFSL 241737), subject to the operating rules, procedures, directions, decisions and requirements of ASX Ltd, the ASIC Market Integrity Rules (Securities Markets) 2017, ASX Clear Pty Ltd and ASX Settlement Pty Ltd, the customs and usages of ASX, and the correction of errors and omissions. Information contained in this document is derived from a number of sources including confirmation information, current market price information and collateral held.

- End Of Statement -



Sequoia Direct Pty Ltd
 ABN 52 614 536 917 CAR No. 1247917 of:
 Sequoia Asset Management Pty Ltd
 AFSL No. 341506 ABN 70 135 907 550
 Level 7, 7-15 Macquarie Place Sydney NSW 2000
 Phone: 1300 363 766 Website: www.sequoiadirect.com.au

Trading and Financial Statement

As at close of business on 27/12/2018

MR WAYNE GALE & MRS MARGARET ANN GALE <GALE FAMILY S/F A/C>
 27 YALDARA STREET
 CARSELDINE QLD
 4034

TAX INVOICE

Account: **D1085491**
 Adviser: **SEQUOIA DIRECT ONLINE**

TRADING CONFIRMATION

TRADING

Month	Strike	Buy	Sell	Price	Trade		Reference	Margin Rate	Expiry Date	Fees		Commission		Trade Value Posted		
					Date	Date				Rate	Value	Rate	Value			
Australian Stock Exchange																
XJO	S&P/ASX 200 Index (European style options)															
Jan19	5500.0	Put	1	Close	73.000	27/12/18	D1085491		17/01/19	0.45	0.45 DR		24.00 DR	730.00 CR		
GST on fees and commission											0.05 DR	2.40 DR				
											AUD	0.50 DR	AUD	26.40 DR	AUD	730.00 CR
TOTAL (inclusive of GST):											AUD	703.10 CR				
TRADING TOTAL (inclusive of GST):											AUD	703.10 CR				

LIQUIDATION ADVICE

MATCHOUTS

Month	Strike	Buy	Sell	Price	Trade		Reference	Premium Value	Settlement Value Posted
					Date	Date			
Australian Stock Exchange									
XJO	S&P/ASX 200 Index (European style options)								
Jan19	5500.0	Put	1		50.000	07/12/18	D1085491	500.00 DR	
Jan19	5500.0	Put	1		73.000	27/12/18	D1085491	730.00 CR	
								AUD	230.00 CR

Total GST for this Invoice: **AUD 2.45 DR**

Account: **D1085491**
Adviser: **SEQUOIA DIRECT ONLINE**

FINANCIAL DETAILS

	AUD
Premiums - Sell	730.00CR
Fees - Registration Standard	0.45DR
GST on Fees - Registration Standard	0.05DR
Commissions - Standard	24.00DR
GST on Commission - Standard	2.40DR
Carried Forward Balance	703.10CR
Initial Margin	317.00DR
Utilised Collateral	317.00CR
Cash to Cover Margins	0.00
Excess/Shortage	703.10CR

Overall Excess AUD 703.10CR

This information is issued by Morrison Securities Pty Ltd (ABN 50 001 430 342 AFSL 241737), subject to the operating rules, procedures, directions, decisions and requirements of ASX Ltd, the ASIC Market Integrity Rules (Securities Markets) 2017, ASX Clear Pty Ltd and ASX Settlement Pty Ltd, the customs and usages of ASX, and the correction of errors and omissions. Information contained in this document is derived from a number of sources including confirmation information, current market price information and collateral held.

- End Of Statement -



Sequoia Direct Pty Ltd
 ABN 52 614 536 917 CAR No. 1247917 of:
 Sequoia Asset Management Pty Ltd
 AFSL No. 341506 ABN 70 135 907 550
 Level 7, 7-15 Macquarie Place Sydney NSW 2000
 Phone: 1300 363 766 Website: www.sequoiadirect.com.au

Trading and Financial Statement

As at close of business on 28/12/2018

MR WAYNE GALE & MRS MARGARET ANN GALE <GALE FAMILY S/F A/C>
 27 YALDARA STREET
 CARSELDINE QLD
 4034

TAX INVOICE

Account: **D1085491**
 Adviser: **SEQUOIA DIRECT ONLINE**

TRADING CONFIRMATION

TRADING

Month	Strike	Buy	Sell	Price	Trade		Margin Rate	Expiry Date	Rate	Fees		Commission		Trade Value Posted	
					Date	Reference				Rate	Value	Rate	Value		
Australian Stock Exchange															
AZJ AZJ Equity Options (100 Shares per lot; American style options)															
Jan19	4.40	Call	78 Open	0.0350	28/12/18	D1085491		24/01/19	0.13	10.14 DR		24.00 DR		273.00 CR	
										GST on fees and commission	1.01 DR	2.40 DR			
										AUD	11.15 DR	AUD	26.40 DR	AUD 273.00 CR	
										TOTAL (inclusive of GST):	AUD	235.45 CR			
NCM NCM Equity Options (100 Shares per lot; American style options)															
Jan19	22.00	Call	22 Open	0.2000	28/12/18	D1085491		24/01/19	0.13	2.86 DR		24.00 DR		440.00 CR	
										GST on fees and commission	0.29 DR	2.40 DR			
										AUD	3.15 DR	AUD	26.40 DR	AUD 440.00 CR	
										TOTAL (inclusive of GST):	AUD	410.45 CR			
WOW WOW Equity Options (100 Shares per lot; American style options)															
Jan19	30.39	Call	22 Open	0.1400	28/12/18	D1085491		24/01/19	0.13	2.86 DR		24.00 DR		308.00 CR	
										GST on fees and commission	0.29 DR	2.40 DR			
										AUD	3.15 DR	AUD	26.40 DR	AUD 308.00 CR	
										TOTAL (inclusive of GST):	AUD	278.45 CR			
													TRADING TOTAL (inclusive of GST):	AUD	924.35 CR

Total GST for this Invoice: **AUD 8.79 DR**

CASH POSTINGS

Bank - Shares	AUD	703.10 DR
Total:	AUD	703.10 DR

Account: **D1085491**
Adviser: **SEQUOIA DIRECT ONLINE****FINANCIAL DETAILS**

	AUD
Brought Forward Balance	703.10CR
Premiums - Sell	1,021.00CR
Fees - Registration Standard	15.86DR
GST on Fees - Registration Standard	1.59DR
Commissions - Standard	72.00DR
GST on Commission - Standard	7.20DR
Cash In/Out	703.10DR
Carried Forward Balance	924.35CR
Initial Margin	4,129.00DR
Utilised Collateral	4,129.00CR
Cash to Cover Margins	0.00
Excess/Shortage	924.35CR

Overall Excess AUD 924.35CR

This information is issued by Morrison Securities Pty Ltd (ABN 50 001 430 342 AFSL 241737), subject to the operating rules, procedures, directions, decisions and requirements of ASX Ltd, the ASIC Market Integrity Rules (Securities Markets) 2017, ASX Clear Pty Ltd and ASX Settlement Pty Ltd, the customs and usages of ASX, and the correction of errors and omissions. Information contained in this document is derived from a number of sources including confirmation information, current market price information and collateral held.

- End Of Statement -



Sequoia Direct Pty Ltd
ABN 52 614 536 917 CAR No. 1247917 of:
Sequoia Asset Management Pty Ltd
AFSL No. 341506 ABN 70 135 907 550
Level 7, 7-15 Macquarie Place Sydney NSW 2000
Phone: 1300 363 766 Website: www.sequoiadirect.com.au

Trading and Financial Statement As at close of business on 31/12/2018

MR WAYNE GALE & MRS MARGARET ANN GALE <GALE FAMILY S/F A/C>
27 YALDARA STREET
CARSELDINE QLD
4034

TAX INVOICE

Account: **D1085491**
Adviser: **SEQUOIA DIRECT ONLINE**

CASH POSTINGS

Bank - Shares	AUD	924.35 DR
Total:	AUD	924.35 DR

FINANCIAL DETAILS

	AUD
Brought Forward Balance	924.35CR
Cash In/Out	924.35DR
Carried Forward Balance	0.00
Initial Margin	4,856.00DR
Utilised Collateral	4,856.00CR
Cash to Cover Margins	0.00
Excess/Shortage	0.00

Overall Excess AUD 0.00

This information is issued by Morrison Securities Pty Ltd (ABN 50 001 430 342 AFSL 241737), subject to the operating rules, procedures, directions, decisions and requirements of ASX Ltd, the ASIC Market Integrity Rules (Securities Markets) 2017, ASX Clear Pty Ltd and ASX Settlement Pty Ltd, the customs and usages of ASX, and the correction of errors and omissions. Information contained in this document is derived from a number of sources including confirmation information, current market price information and collateral held.

- End Of Statement -



Sequoia Direct Pty Ltd
 ABN 52 614 536 917 CAR No. 1247917 of:
 Sequoia Asset Management Pty Ltd
 AFSL No. 341506 ABN 70 135 907 550
 Level 7, 7-15 Macquarie Place Sydney NSW 2000
 Phone: 1300 363 766 Website: www.sequoiadirect.com.au

Trading and Financial Statement As at close of business on 03/12/2018

MR WAYNE GALE & MRS MARGARET ANN GALE <GALE FAMILY S/F A/C>
 27 YALDARA STREET
 CARSELDINE QLD
 4034

TAX INVOICE

Account: **D1085491**
 Adviser: **SEQUOIA DIRECT ONLINE**

TRADING CONFIRMATION

TRADING

<u>Month</u>	<u>Strike</u>	<u>Buy</u>	<u>Sell</u>	<u>Price</u>	<u>Trade</u>		<u>Margin</u>	<u>Expiry</u>		<u>Fees</u>		<u>Commission</u>		<u>Trade Value</u>		
					<u>Date</u>	<u>Reference</u>		<u>Rate</u>	<u>Date</u>	<u>Rate</u>	<u>Value</u>	<u>Rate</u>	<u>Value</u>			
Australian Stock Exchange																
ANZ	ANZ Equity Options (100 Shares per lot; American style options)															
Jan19	28.00	Call	20	Open	0.1900	03/12/18	D1085491		24/01/19	0.13	2.60 DR		24.00 DR	380.00 CR		
											GST on fees and commission		0.26 DR	2.40 DR		
											AUD	2.86 DR	AUD	26.40 DR	AUD	380.00 CR
											TOTAL (inclusive of GST):	AUD	350.74 CR			
													TRADING TOTAL (inclusive of GST):	AUD	350.74 CR	
														Total GST for this Invoice:	AUD	2.66 DR

CASH POSTINGS

Bank - Shares		AUD	1,002.21 DR
Total:		AUD	1,002.21 DR

Account: **D1085491**
Adviser: **SEQUOIA DIRECT ONLINE****FINANCIAL DETAILS**

	AUD
Brought Forward Balance	1,002.21CR
Premiums - Sell	380.00CR
Fees - Registration Standard	2.60DR
GST on Fees - Registration Standard	0.26DR
Commissions - Standard	24.00DR
GST on Commission - Standard	2.40DR
Cash In/Out	1,002.21DR
Carried Forward Balance	350.74CR
Initial Margin	5,664.00DR
Utilised Collateral	5,664.00CR
Cash to Cover Margins	0.00
Excess/Shortage	350.74CR

Overall Excess AUD 350.74CR

This information is issued by Morrison Securities Pty Ltd (ABN 50 001 430 342 AFSL 241737), subject to the operating rules, procedures, directions, decisions and requirements of ASX Ltd, the ASIC Market Integrity Rules (Securities Markets) 2017, ASX Clear Pty Ltd and ASX Settlement Pty Ltd, the customs and usages of ASX, and the correction of errors and omissions. Information contained in this document is derived from a number of sources including confirmation information, current market price information and collateral held.

- End Of Statement -



Sequoia Direct Pty Ltd
ABN 52 614 536 917 CAR No. 1247917 of:
Sequoia Asset Management Pty Ltd
AFSL No. 341506 ABN 70 135 907 550
Level 7, 7-15 Macquarie Place Sydney NSW 2000
Phone: 1300 363 766 Website: www.sequoiadirect.com.au

Trading and Financial Statement

As at close of business on 04/12/2018

MR WAYNE GALE & MRS MARGARET ANN GALE <GALE FAMILY S/F A/C>
27 YALDARA STREET
CARSELDINE QLD
4034

TAX INVOICE

Account: **D1085491**
Adviser: **SEQUOIA DIRECT ONLINE**

CASH POSTINGS

Bank - Shares	AUD	350.74 DR
Total:	AUD	350.74 DR

FINANCIAL DETAILS

	AUD
Brought Forward Balance	350.74CR
Cash In/Out	350.74DR
Carried Forward Balance	0.00
Initial Margin	4,507.00DR
Utilised Collateral	4,507.00CR
Cash to Cover Margins	0.00
Excess/Shortage	0.00

Overall Excess AUD 0.00

This information is issued by Morrison Securities Pty Ltd (ABN 50 001 430 342 AFSL 241737), subject to the operating rules, procedures, directions, decisions and requirements of ASX Ltd, the ASIC Market Integrity Rules (Securities Markets) 2017, ASX Clear Pty Ltd and ASX Settlement Pty Ltd, the customs and usages of ASX, and the correction of errors and omissions. Information contained in this document is derived from a number of sources including confirmation information, current market price information and collateral held.

- End Of Statement -



Sequoia Direct Pty Ltd
 ABN 52 614 536 917 CAR No. 1247917 of:
 Sequoia Asset Management Pty Ltd
 AFSL No. 341506 ABN 70 135 907 550
 Level 7, 7-15 Macquarie Place Sydney NSW 2000
 Phone: 1300 363 766 Website: www.sequoiadirect.com.au

Trading and Financial Statement As at close of business on 06/12/2018

MR WAYNE GALE & MRS MARGARET ANN GALE <GALE FAMILY S/F A/C>
 27 YALDARA STREET
 CARSELDINE QLD
 4034

TAX INVOICE

Account: **D1085491**
 Adviser: **SEQUOIA DIRECT ONLINE**

TRADING CONFIRMATION

TRADING

<u>Month</u>	<u>Strike</u>	<u>Buy</u>	<u>Sell</u>	<u>Price</u>	<u>Trade Date</u>	<u>Reference</u>	<u>Margin Rate</u>	<u>Expiry Date</u>	<u>Rate</u>	<u>Fees Value</u>	<u>Commission Rate</u>	<u>Value</u>	<u>Trade Value Posted</u>			
Australian Stock Exchange																
NCM NCM Equity Options (100 Shares per lot; American style options)																
Dec18	21.00	Call	22	Open	0.2400	06/12/18	D1085491		20/12/18	0.13	2.86 DR	24.00 DR	528.00 CR			
										GST on fees and commission		0.29 DR	2.40 DR			
										AUD		3.15 DR	AUD	26.40 DR	AUD	528.00 CR
										TOTAL (inclusive of GST):		AUD	498.45 CR			
												TRADING TOTAL (inclusive of GST):		AUD	498.45 CR	
												Total GST for this Invoice:		AUD	2.69 DR	

Account: **D1085491**
Adviser: **SEQUOIA DIRECT ONLINE**

FINANCIAL DETAILS

	AUD
Premiums - Sell	528.00CR
Fees - Registration Standard	2.86DR
GST on Fees - Registration Standard	0.29DR
Commissions - Standard	24.00DR
GST on Commission - Standard	2.40DR
Carried Forward Balance	498.45CR
Initial Margin	5,086.00DR
Utilised Collateral	5,086.00CR
Cash to Cover Margins	0.00
Excess/Shortage	498.45CR

Overall Excess AUD 498.45CR

This information is issued by Morrison Securities Pty Ltd (ABN 50 001 430 342 AFSL 241737), subject to the operating rules, procedures, directions, decisions and requirements of ASX Ltd, the ASIC Market Integrity Rules (Securities Markets) 2017, ASX Clear Pty Ltd and ASX Settlement Pty Ltd, the customs and usages of ASX, and the correction of errors and omissions. Information contained in this document is derived from a number of sources including confirmation information, current market price information and collateral held.

- End Of Statement -



Sequoia Direct Pty Ltd
 ABN 52 614 536 917 CAR No. 1247917 of:
 Sequoia Asset Management Pty Ltd
 AFSL No. 341506 ABN 70 135 907 550
 Level 7, 7-15 Macquarie Place Sydney NSW 2000
 Phone: 1300 363 766 Website: www.sequoiadirect.com.au

Trading and Financial Statement

As at close of business on 07/12/2018

MR WAYNE GALE & MRS MARGARET ANN GALE <GALE FAMILY S/F A/C>
 27 YALDARA STREET
 CARSELDINE QLD
 4034

TAX INVOICE

Account: **D1085491**
 Adviser: **SEQUOIA DIRECT ONLINE**

TRADING CONFIRMATION

TRADING

Month	Strike	Buy	Sell	Price	Trade		Margin Rate	Expiry Date	Fees Rate	Fees Value	Commission		Trade Value Posted			
					Date	Reference					Rate	Value		Rate	Value	
Australian Stock Exchange																
TLS TLS Equity Options (100 Shares per lot; American style options)																
Dec18	3.13	Call	140	Open	0.0250	07/12/18	D1085491		20/12/18	0.13	18.20 DR	30.80 DR	350.00 CR			
										GST on fees and commission		1.82 DR	3.08 DR			
										AUD		20.02 DR	AUD	33.88 DR	AUD	350.00 CR
										TOTAL (inclusive of GST):		AUD	296.10 CR			
WBC WBC Equity Options (100 Shares per lot; American style options)																
Jan19	27.00	Call	20	Open	0.2200	07/12/18	D1085491		24/01/19	0.13	2.60 DR	24.00 DR	440.00 CR			
										GST on fees and commission		0.26 DR	2.40 DR			
										AUD		2.86 DR	AUD	26.40 DR	AUD	440.00 CR
										TOTAL (inclusive of GST):		AUD	410.74 CR			
XJO S&P/ASX 200 Index (European style options)																
Jan19	5500.0	Put	1	Open	50.000	07/12/18	D1085491		17/01/19	0.45	0.45 DR	24.00 DR	500.00 DR			
										GST on fees and commission		0.05 DR	2.40 DR			
										AUD		0.50 DR	AUD	26.40 DR	AUD	500.00 DR
										TOTAL (inclusive of GST):		AUD	526.90 DR			
												TRADING TOTAL (inclusive of GST):		AUD	179.94 CR	
												Total GST for this Invoice:		AUD	10.01 DR	

CASH POSTINGS

Bank - Shares	AUD	498.45 DR
Total:	AUD	498.45 DR

Account: **D1085491**
Adviser: **SEQUOIA DIRECT ONLINE****FINANCIAL DETAILS**

	AUD
Brought Forward Balance	498.45CR
Premiums - Buy	500.00DR
Premiums - Sell	790.00CR
Fees - Registration Standard	21.25DR
GST on Fees - Registration Standard	2.13DR
Commissions - Standard	78.80DR
GST on Commission - Standard	7.88DR
Cash In/Out	498.45DR
Carried Forward Balance	179.94CR
Initial Margin	8,680.00DR
Utilised Collateral	8,680.00CR
Cash to Cover Margins	0.00
Excess/Shortage	179.94CR

Overall Excess AUD 179.94CR

This information is issued by Morrison Securities Pty Ltd (ABN 50 001 430 342 AFSL 241737), subject to the operating rules, procedures, directions, decisions and requirements of ASX Ltd, the ASIC Market Integrity Rules (Securities Markets) 2017, ASX Clear Pty Ltd and ASX Settlement Pty Ltd, the customs and usages of ASX, and the correction of errors and omissions. Information contained in this document is derived from a number of sources including confirmation information, current market price information and collateral held.

- End Of Statement -

JANUARY 2019



Sequoia Direct Pty Ltd
 ABN 52 614 536 917 CAR No. 1247917 of:
 Sequoia Asset Management Pty Ltd
 AFSL No. 341506 ABN 70 135 907 550
 Level 7, 7-15 Macquarie Place Sydney NSW 2000
 Phone: 1300 363 766 Website: www.sequoiadirect.com.au

Trading and Financial Statement As at close of business on 25/01/2019

MR WAYNE GALE & MRS MARGARET ANN GALE <GALE FAMILY S/F A/C>
 27 YALDARA STREET
 CARSELDINE QLD
 4034

TAX INVOICE

Account: **D1085491**
 Adviser: **SEQUOIA DIRECT ONLINE**

TRADING CONFIRMATION

TRADING

<u>Month</u>	<u>Strike</u>	<u>Buy</u>	<u>Sell</u>	<u>Price</u>	<u>Trade</u>		<u>Margin</u>	<u>Expiry</u>		<u>Fees</u>		<u>Commission</u>		<u>Trade Value</u>			
					<u>Date</u>	<u>Reference</u>		<u>Rate</u>	<u>Date</u>	<u>Rate</u>	<u>Value</u>	<u>Rate</u>	<u>Value</u>				
Australian Stock Exchange																	
NCM NCM Equity Options (100 Shares per lot; American style options)																	
Feb19	23.50	Call	20 Open	0.4250	25/01/19	D1085491		21/02/19	0.13	2.60 DR		24.00 DR	850.00 CR				
										GST on fees and commission		2.40 DR					
										AUD 2.86 DR		AUD 26.40 DR		AUD 850.00 CR			
										TOTAL (inclusive of GST): AUD		820.74 CR					
														TRADING TOTAL (inclusive of GST): AUD		820.74 CR	

Total GST for this Invoice: AUD 2.66 DR

CASH POSTINGS

Bank - Shares	AUD	6.71 CR
Total:	AUD	6.71 CR

Account: **D1085491**
Adviser: **SEQUOIA DIRECT ONLINE****FINANCIAL DETAILS**

	AUD
Brought Forward Balance	6.71DR
Premiums - Sell	850.00CR
Fees - Registration Standard	2.60DR
GST on Fees - Registration Standard	0.26DR
Commissions - Standard	24.00DR
GST on Commission - Standard	2.40DR
Cash In/Out	6.71CR
Carried Forward Balance	820.74CR
Initial Margin	3,882.00DR
Utilised Collateral	3,882.00CR
Cash to Cover Margins	0.00
Excess/Shortage	820.74CR

Overall Excess AUD 820.74CR

This information is issued by Morrison Securities Pty Ltd (ABN 50 001 430 342 AFSL 241737), subject to the operating rules, procedures, directions, decisions and requirements of ASX Ltd, the ASIC Market Integrity Rules (Securities Markets) 2017, ASX Clear Pty Ltd and ASX Settlement Pty Ltd, the customs and usages of ASX, and the correction of errors and omissions. Information contained in this document is derived from a number of sources including confirmation information, current market price information and collateral held.

- End Of Statement -



Sequoia Direct Pty Ltd
 ABN 52 614 536 917 CAR No. 1247917 of:
 Sequoia Asset Management Pty Ltd
 AFSL No. 341506 ABN 70 135 907 550
 Level 7, 7-15 Macquarie Place Sydney NSW 2000
 Phone: 1300 363 766 Website: www.sequoiadirect.com.au

Trading and Financial Statement As at close of business on 29/01/2019

MR WAYNE GALE & MRS MARGARET ANN GALE <GALE FAMILY S/F A/C>
 27 YALDARA STREET
 CARSELDINE QLD
 4034

TAX INVOICE

Account: **D1085491**
 Adviser: **SEQUOIA DIRECT ONLINE**

TRADING CONFIRMATION

TRADING

<u>Month</u>	<u>Strike</u>	<u>Buy</u>	<u>Sell</u>	<u>Price</u>	<u>Trade Date</u>	<u>Reference</u>	<u>Margin Rate</u>	<u>Expiry Date</u>	<u>Rate</u>	<u>Fees Value</u>	<u>Commission Rate</u>	<u>Value</u>	<u>Trade Value Posted</u>
Australian Stock Exchange													
WBC	WBC Equity Options (100 Shares per lot; American style options)												
Feb19	25.50	Call	20	Open	0.3600	29/01/19	D1085491		21/02/19	0.13		2.60 DR	720.00 CR
												24.00 DR	
												0.26 DR	
												2.40 DR	
												AUD 2.86 DR	AUD 720.00 CR
												AUD 26.40 DR	AUD 720.00 CR
												AUD 690.74 CR	
												TOTAL (inclusive of GST): AUD 690.74 CR	
												TRADING TOTAL (inclusive of GST): AUD 690.74 CR	
												Total GST for this Invoice: AUD 2.66 DR	

CASH POSTINGS

Bank - Shares	AUD	820.74 DR
Total:	AUD	820.74 DR

Account: **D1085491**
Adviser: **SEQUOIA DIRECT ONLINE****FINANCIAL DETAILS**

	AUD
Brought Forward Balance	820.74CR
Premiums - Sell	720.00CR
Fees - Registration Standard	2.60DR
GST on Fees - Registration Standard	0.26DR
Commissions - Standard	24.00DR
GST on Commission - Standard	2.40DR
Cash In/Out	820.74DR
Carried Forward Balance	690.74CR
Initial Margin	6,781.00DR
Utilised Collateral	6,781.00CR
Cash to Cover Margins	0.00
Excess/Shortage	690.74CR

Overall Excess AUD 690.74CR

This information is issued by Morrison Securities Pty Ltd (ABN 50 001 430 342 AFSL 241737), subject to the operating rules, procedures, directions, decisions and requirements of ASX Ltd, the ASIC Market Integrity Rules (Securities Markets) 2017, ASX Clear Pty Ltd and ASX Settlement Pty Ltd, the customs and usages of ASX, and the correction of errors and omissions. Information contained in this document is derived from a number of sources including confirmation information, current market price information and collateral held.

- End Of Statement -



Sequoia Direct Pty Ltd
 ABN 52 614 536 917 CAR No. 1247917 of:
 Sequoia Asset Management Pty Ltd
 AFSL No. 341506 ABN 70 135 907 550
 Level 7, 7-15 Macquarie Place Sydney NSW 2000
 Phone: 1300 363 766 Website: www.sequoiadirect.com.au

Trading and Financial Statement As at close of business on 30/01/2019

MR WAYNE GALE & MRS MARGARET ANN GALE <GALE FAMILY S/F A/C>
 27 YALDARA STREET
 CARSELDINE QLD
 4034

TAX INVOICE

Account: **D1085491**
 Adviser: **SEQUOIA DIRECT ONLINE**

TRADING CONFIRMATION

TRADING																											
<u>Month</u>	<u>Strike</u>	<u>Buy</u>	<u>Sell</u>	<u>Price</u>	<u>Trade Date</u>	<u>Reference</u>	<u>Margin Rate</u>	<u>Expiry Date</u>	<u>Rate</u>	<u>Fees Value</u>	<u>Commission Rate</u>	<u>Commission Value</u>	<u>Trade Value Posted</u>														
Australian Stock Exchange																											
TLSW Weekly TLS Equity Options (100 Shares per lot; American style options)																											
14Feb19	3.30	Call	140	Open	0.0300	30/01/19	D1085491		14/02/19	0.13	18.20	DR	30.80	DR	420.00	CR											
										GST on fees and commission		1.82		DR		3.08		DR									
										AUD		20.02		DR		AUD		33.88		DR		AUD		420.00		CR	
										TOTAL (inclusive of GST):				AUD		366.10						CR					
														TRADING TOTAL (inclusive of GST):				AUD		366.10						CR	
														Total GST for this Invoice:				AUD		4.90						DR	

CASH POSTINGS

Bank - Shares		AUD	690.74	DR
Total:		AUD	690.74	DR

Account: **D1085491**
Adviser: **SEQUOIA DIRECT ONLINE**

FINANCIAL DETAILS

	AUD
Brought Forward Balance	690.74CR
Premiums - Sell	420.00CR
Fees - Registration Standard	18.20DR
GST on Fees - Registration Standard	1.82DR
Commissions - Standard	30.80DR
GST on Commission - Standard	3.08DR
Cash In/Out	690.74DR
Carried Forward Balance	366.10CR
Initial Margin	10,221.00DR
Utilised Collateral	10,221.00CR
Cash to Cover Margins	0.00
Excess/Shortage	366.10CR

Overall Excess AUD 366.10CR

This information is issued by Morrison Securities Pty Ltd (ABN 50 001 430 342 AFSL 241737), subject to the operating rules, procedures, directions, decisions and requirements of ASX Ltd, the ASIC Market Integrity Rules (Securities Markets) 2017, ASX Clear Pty Ltd and ASX Settlement Pty Ltd, the customs and usages of ASX, and the correction of errors and omissions. Information contained in this document is derived from a number of sources including confirmation information, current market price information and collateral held.

- End Of Statement -



Sequoia Direct Pty Ltd
ABN 52 614 536 917 CAR No. 1247917 of:
Sequoia Asset Management Pty Ltd
AFSL No. 341506 ABN 70 135 907 550
Level 7, 7-15 Macquarie Place Sydney NSW 2000
Phone: 1300 363 766 Website: www.sequoiadirect.com.au

Trading and Financial Statement

As at close of business on 31/01/2019

MR WAYNE GALE & MRS MARGARET ANN GALE <GALE FAMILY S/F A/C>
27 YALDARA STREET
CARSELDINE QLD
4034

TAX INVOICE

Account: **D1085491**
Adviser: **SEQUOIA DIRECT ONLINE**

CASH POSTINGS

Bank - Shares	AUD	366.10 DR
Total:	AUD	366.10 DR

FINANCIAL DETAILS

	AUD
Brought Forward Balance	366.10CR
Cash In/Out	366.10DR
Carried Forward Balance	0.00
Initial Margin	8,845.00DR
Utilised Collateral	8,845.00CR
Cash to Cover Margins	0.00
Excess/Shortage	0.00

Overall Excess AUD 0.00

This information is issued by Morrison Securities Pty Ltd (ABN 50 001 430 342 AFSL 241737), subject to the operating rules, procedures, directions, decisions and requirements of ASX Ltd, the ASIC Market Integrity Rules (Securities Markets) 2017, ASX Clear Pty Ltd and ASX Settlement Pty Ltd, the customs and usages of ASX, and the correction of errors and omissions. Information contained in this document is derived from a number of sources including confirmation information, current market price information and collateral held.

- End Of Statement -



Sequoia Direct Pty Ltd
 ABN 52 614 536 917 CAR No. 1247917 of:
 Sequoia Asset Management Pty Ltd
 AFSL No. 341506 ABN 70 135 907 550
 Level 7, 7-15 Macquarie Place Sydney NSW 2000
 Phone: 1300 363 766 Website: www.sequoiadirect.com.au

Trading and Financial Statement As at close of business on 23/01/2019

MR WAYNE GALE & MRS MARGARET ANN GALE <GALE FAMILY S/F A/C>
 27 YALDARA STREET
 CARSELDINE QLD
 4034

TAX INVOICE

Account: **D1085491**
 Adviser: **SEQUOIA DIRECT ONLINE**

TRADING CONFIRMATION

TRADING

<u>Month</u>	<u>Strike</u>	<u>Buy</u>	<u>Sell</u>	<u>Price</u>	<u>Trade</u>		<u>Margin</u>	<u>Expiry</u>	<u>Fees</u>		<u>Commission</u>		<u>Trade Value</u>	
					<u>Date</u>	<u>Reference</u>			<u>Rate</u>	<u>Value</u>	<u>Rate</u>	<u>Value</u>		
Australian Stock Exchange														
COL	COL Equity Options (100 Shares per lot; American style options)													
Feb19	13.00	Call	12	Open	0.1700	23/01/19	D1085491		21/02/19	0.13	1.56 DR		24.00 DR	204.00 CR
									GST on fees and commission		0.16 DR		2.40 DR	
										AUD	1.72 DR	AUD	26.40 DR	AUD 204.00 CR
									TOTAL (inclusive of GST):	AUD	175.88 CR			
													TRADING TOTAL (inclusive of GST):	AUD 175.88 CR
													Total GST for this Invoice:	AUD 2.56 DR

Account: **D1085491**
Adviser: **SEQUOIA DIRECT ONLINE****FINANCIAL DETAILS**

	AUD
Premiums - Sell	204.00CR
Fees - Registration Standard	1.56DR
GST on Fees - Registration Standard	0.16DR
Commissions - Standard	24.00DR
GST on Commission - Standard	2.40DR
Carried Forward Balance	175.88CR
Initial Margin	8,683.00DR
Utilised Collateral	8,683.00CR
Cash to Cover Margins	0.00
Excess/Shortage	175.88CR

Overall Excess AUD 175.88CR

This information is issued by Morrison Securities Pty Ltd (ABN 50 001 430 342 AFSL 241737), subject to the operating rules, procedures, directions, decisions and requirements of ASX Ltd, the ASIC Market Integrity Rules (Securities Markets) 2017, ASX Clear Pty Ltd and ASX Settlement Pty Ltd, the customs and usages of ASX, and the correction of errors and omissions. Information contained in this document is derived from a number of sources including confirmation information, current market price information and collateral held.

- End Of Statement -



Sequoia Direct Pty Ltd
 ABN 52 614 536 917 CAR No. 1247917 of:
 Sequoia Asset Management Pty Ltd
 AFSL No. 341506 ABN 70 135 907 550
 Level 7, 7-15 Macquarie Place Sydney NSW 2000
 Phone: 1300 363 766 Website: www.sequoiadirect.com.au

Trading and Financial Statement

As at close of business on 24/01/2019

MR WAYNE GALE & MRS MARGARET ANN GALE <GALE FAMILY S/F A/C>
 27 YALDARA STREET
 CARSELDINE QLD
 4034

TAX INVOICE

Account: **D1085491**
 Adviser: **SEQUOIA DIRECT ONLINE**

LIQUIDATION ADVICE

ASSIGNMENTS

<u>Month</u>	<u>Strike</u>	<u>Buy</u>	<u>Sell</u>	<u>Price</u>	<u>Trade Date</u>	<u>Reference</u>	<u>Rate</u>	<u>Fees Value</u>	<u>Trade Value Posted</u>
Australian Stock Exchange									
AZJ AZJ Equity Options (100 Shares per lot; American style options)									
Jan19	4.40	Call	78	0.0350	28/12/18	D1085491	0.05	3.90 DR	
								GST on fees and commission	0.39 DR
							AUD	4.29 DR	
							TOTAL (inclusive of GST):	AUD	4.29 DR
NCM NCM Equity Options (100 Shares per lot; American style options)									
Jan19	22.00	Call	22	0.2000	28/12/18	D1085491	0.05	1.10 DR	
								GST on fees and commission	0.11 DR
							AUD	1.21 DR	
							TOTAL (inclusive of GST):	AUD	1.21 DR
WOW WOW Equity Options (100 Shares per lot; American style options)									
Jan19	30.39	Call	22	0.1400	28/12/18	D1085491	0.05	1.10 DR	
								GST on fees and commission	0.11 DR
							AUD	1.21 DR	
							TOTAL (inclusive of GST):	AUD	1.21 DR

EXPIRED OPTIONS

<u>Month</u>	<u>Strike</u>	<u>Buy</u>	<u>Sell</u>	<u>Price</u>	<u>Trade Date</u>	<u>Reference</u>	<u>Trade Value Posted</u>
Australian Stock Exchange							
ANZ ANZ Equity Options (100 Shares per lot; American style options)							
Jan19	28.00	Call	20	0.1900	03/12/18	D1085491	

Account: D1085491
 Adviser: SEQUOIA DIRECT ONLINE

LIQUIDATION ADVICE

EXPIRED OPTIONS

<u>Month</u>	<u>Strike</u>	<u>Buy</u>	<u>Sell</u>	<u>Price</u>	<u>Trade Date</u>	<u>Reference</u>	<u>Trade Value</u>
							<u>Posted</u>
Australian Stock Exchange							
WBC	WBC Equity Options (100 Shares per lot; American style options)						
Jan19	27.00	Call	20	0.2200	07/12/18	D1085491	

Total GST for this Invoice: AUD 0.61 DR

CASH POSTINGS

Bank - Shares	AUD	175.88 DR
Total:	AUD	175.88 DR

FINANCIAL DETAILS

	AUD
Brought Forward Balance	175.88CR
Fees - Assignments Standard	6.10DR
GST on Fees - Assignment Standard	0.61DR
Cash In/Out	175.88DR
Carried Forward Balance	6.71DR
Initial Margin	823.00DR
Utilised Collateral	823.00CR
Cash to Cover Margins	0.00
Excess/Shortage	6.71DR

Overall Shortage AUD 6.71DR

This information is issued by Morrison Securities Pty Ltd (ABN 50 001 430 342 AFSL 241737), subject to the operating rules, procedures, directions, decisions and requirements of ASX Ltd, the ASIC Market Integrity Rules (Securities Markets) 2017, ASX Clear Pty Ltd and ASX Settlement Pty Ltd, the customs and usages of ASX, and the correction of errors and omissions. Information contained in this document is derived from a number of sources including confirmation information, current market price information and collateral held.

- End Of Statement -

FEBRUARY 2019



Sequoia Direct Pty Ltd
ABN 52 614 536 917 CAR No. 1247917 of:
Sequoia Asset Management Pty Ltd
AFSL No. 341506 ABN 70 135 907 550
Level 7, 7-15 Macquarie Place Sydney NSW 2000
Phone: 1300 363 766 Website: www.sequoiadirect.com.au

Trading and Financial Statement As at close of business on 22/02/2019

MR WAYNE GALE & MRS MARGARET ANN GALE <GALE FAMILY S/F A/C>
27 YALDARA STREET
CARSELDINE QLD
4034

TAX INVOICE

Account: **D1085491**
Adviser: **SEQUOIA DIRECT ONLINE**

CASH POSTINGS

Bank - Shares	AUD	1.65 CR
Total:	AUD	1.65 CR

FINANCIAL DETAILS

	AUD
Brought Forward Balance	1.65DR
Cash In/Out	1.65CR
Carried Forward Balance	0.00
Excess/Shortage	0.00

Overall Excess AUD 0.00

This information is issued by Morrison Securities Pty Ltd (ABN 50 001 430 342 AFSL 241737), subject to the operating rules, procedures, directions, decisions and requirements of ASX Ltd, the ASIC Market Integrity Rules (Securities Markets) 2017, ASX Clear Pty Ltd and ASX Settlement Pty Ltd, the customs and usages of ASX, and the correction of errors and omissions. Information contained in this document is derived from a number of sources including confirmation information, current market price information and collateral held.

- End Of Statement -



Sequoia Direct Pty Ltd
 ABN 52 614 536 917 CAR No. 1247917 of:
 Sequoia Asset Management Pty Ltd
 AFSL No. 341506 ABN 70 135 907 550
 Level 7, 7-15 Macquarie Place Sydney NSW 2000
 Phone: 1300 363 766 Website: www.sequoiadirect.com.au

Trading and Financial Statement As at close of business on 25/02/2019

MR WAYNE GALE & MRS MARGARET ANN GALE <GALE FAMILY S/F A/C>
 27 YALDARA STREET
 CARSELDINE QLD
 4034

TAX INVOICE

Account: **D1085491**
 Adviser: **SEQUOIA DIRECT ONLINE**

TRADING CONFIRMATION

TRADING													
<u>Month</u>	<u>Strike</u>	<u>Buy</u>	<u>Sell</u>	<u>Price</u>	<u>Trade Date</u>	<u>Reference</u>	<u>Margin Rate</u>	<u>Expiry Date</u>	<u>Rate</u>	<u>Fees Value</u>	<u>Commission Rate</u>	<u>Value</u>	<u>Trade Value Posted</u>
Australian Stock Exchange													
ANZ	ANZ Equity Options (100 Shares per lot; American style options)												
Mar19	28.50	Call	20 Open	0.2800	25/02/19	D1085491		28/03/19	0.13	2.60 DR		24.00 DR	560.00 CR
								GST on fees and commission		0.26 DR		2.40 DR	
									AUD	2.86 DR	AUD	26.40 DR	AUD 560.00 CR
								TOTAL (inclusive of GST):	AUD	530.74 CR			
											TRADING TOTAL (inclusive of GST):	AUD	530.74 CR
											Total GST for this Invoice:	AUD	2.66 DR

Account: **D1085491**
Adviser: **SEQUOIA DIRECT ONLINE****FINANCIAL DETAILS**

	AUD
Premiums - Sell	560.00CR
Fees - Registration Standard	2.60DR
GST on Fees - Registration Standard	0.26DR
Commissions - Standard	24.00DR
GST on Commission - Standard	2.40DR
Carried Forward Balance	530.74CR
Initial Margin	2,883.00DR
Cash to Cover Margins	2,883.00DR
Excess/Shortage	2,352.26DR

Overall Shortage AUD 2,352.26DR

This information is issued by Morrison Securities Pty Ltd (ABN 50 001 430 342 AFSL 241737), subject to the operating rules, procedures, directions, decisions and requirements of ASX Ltd, the ASIC Market Integrity Rules (Securities Markets) 2017, ASX Clear Pty Ltd and ASX Settlement Pty Ltd, the customs and usages of ASX, and the correction of errors and omissions. Information contained in this document is derived from a number of sources including confirmation information, current market price information and collateral held.

- End Of Statement -



Sequoia Direct Pty Ltd
ABN 52 614 536 917 CAR No. 1247917 of:
Sequoia Asset Management Pty Ltd
AFSL No. 341506 ABN 70 135 907 550
Level 7, 7-15 Macquarie Place Sydney NSW 2000
Phone: 1300 363 766 Website: www.sequoiadirect.com.au

Trading and Financial Statement As at close of business on 26/02/2019

MR WAYNE GALE & MRS MARGARET ANN GALE <GALE FAMILY S/F A/C>
27 YALDARA STREET
CARSELDINE QLD
4034

TAX INVOICE

Account: **D1085491**
Adviser: **SEQUOIA DIRECT ONLINE**

CASH POSTINGS

Bank - Shares	AUD	2,352.26 CR
Total:	AUD	2,352.26 CR

FINANCIAL DETAILS

	AUD
Brought Forward Balance	530.74CR
Cash In/Out	2,352.26CR
Carried Forward Balance	2,883.00CR
Initial Margin	2,395.00DR
Cash to Cover Margins	2,395.00DR
Excess/Shortage	488.00CR

Overall Excess AUD 488.00CR

This information is issued by Morrison Securities Pty Ltd (ABN 50 001 430 342 AFSL 241737), subject to the operating rules, procedures, directions, decisions and requirements of ASX Ltd, the ASIC Market Integrity Rules (Securities Markets) 2017, ASX Clear Pty Ltd and ASX Settlement Pty Ltd, the customs and usages of ASX, and the correction of errors and omissions. Information contained in this document is derived from a number of sources including confirmation information, current market price information and collateral held.

- End Of Statement -



Sequoia Direct Pty Ltd
ABN 52 614 536 917 CAR No. 1247917 of:
Sequoia Asset Management Pty Ltd
AFSL No. 341506 ABN 70 135 907 550
Level 7, 7-15 Macquarie Place Sydney NSW 2000
Phone: 1300 363 766 Website: www.sequoiadirect.com.au

Trading and Financial Statement

As at close of business on 27/02/2019

MR WAYNE GALE & MRS MARGARET ANN GALE <GALE FAMILY S/F A/C>
27 YALDARA STREET
CARSELDINE QLD
4034

TAX INVOICE

Account: **D1085491**
Adviser: **SEQUOIA DIRECT ONLINE**

CASH POSTINGS

Bank - Shares	AUD	488.00 DR
Total:	AUD	488.00 DR

FINANCIAL DETAILS

	AUD
Brought Forward Balance	2,883.00CR
Cash In/Out	488.00DR
Carried Forward Balance	2,395.00CR
Initial Margin	2,634.00DR
Cash to Cover Margins	2,634.00DR
Excess/Shortage	239.00DR

Overall Shortage AUD 239.00DR

This information is issued by Morrison Securities Pty Ltd (ABN 50 001 430 342 AFSL 241737), subject to the operating rules, procedures, directions, decisions and requirements of ASX Ltd, the ASIC Market Integrity Rules (Securities Markets) 2017, ASX Clear Pty Ltd and ASX Settlement Pty Ltd, the customs and usages of ASX, and the correction of errors and omissions. Information contained in this document is derived from a number of sources including confirmation information, current market price information and collateral held.

- End Of Statement -



Sequoia Direct Pty Ltd
ABN 52 614 536 917 CAR No. 1247917 of:
Sequoia Asset Management Pty Ltd
AFSL No. 341506 ABN 70 135 907 550
Level 7, 7-15 Macquarie Place Sydney NSW 2000
Phone: 1300 363 766 Website: www.sequoiadirect.com.au

Trading and Financial Statement As at close of business on 28/02/2019

MR WAYNE GALE & MRS MARGARET ANN GALE <GALE FAMILY S/F A/C>
27 YALDARA STREET
CARSELDINE QLD
4034

TAX INVOICE

Account: **D1085491**
Adviser: **SEQUOIA DIRECT ONLINE**

CASH POSTINGS

Bank - Shares	AUD	239.00 CR
Total:	AUD	239.00 CR

FINANCIAL DETAILS

	AUD
Brought Forward Balance	2,395.00CR
Cash In/Out	239.00CR
Carried Forward Balance	2,634.00CR
Initial Margin	2,795.00DR
Cash to Cover Margins	2,795.00DR
Excess/Shortage	161.00DR

Overall Shortage AUD 161.00DR

This information is issued by Morrison Securities Pty Ltd (ABN 50 001 430 342 AFSL 241737), subject to the operating rules, procedures, directions, decisions and requirements of ASX Ltd, the ASIC Market Integrity Rules (Securities Markets) 2017, ASX Clear Pty Ltd and ASX Settlement Pty Ltd, the customs and usages of ASX, and the correction of errors and omissions. Information contained in this document is derived from a number of sources including confirmation information, current market price information and collateral held.

- End Of Statement -



Sequoia Direct Pty Ltd
 ABN 52 614 536 917 CAR No. 1247917 of:
 Sequoia Asset Management Pty Ltd
 AFSL No. 341506 ABN 70 135 907 550
 Level 7, 7-15 Macquarie Place Sydney NSW 2000
 Phone: 1300 363 766 Website: www.sequoiadirect.com.au

Trading and Financial Statement As at close of business on 14/02/2019

MR WAYNE GALE & MRS MARGARET ANN GALE <GALE FAMILY S/F A/C>
 27 YALDARA STREET
 CARSELDINE QLD
 4034

TAX INVOICE

Account: **D1085491**
 Adviser: **SEQUOIA DIRECT ONLINE**

LIQUIDATION ADVICE

EXPIRED OPTIONS

Month	Strike	Buy	Sell	Price	Trade		Reference	Trade Value
					Date	Posted		
Australian Stock Exchange								
TLSW Weekly TLS Equity Options (100 Shares per lot; American style options)								
14Feb19	3.30	Call	140	0.0300	30/01/19	D1085491		

FINANCIAL DETAILS

	AUD
Carried Forward Balance	<u>0.00</u>
Initial Margin	11,201.00DR
Utilised Collateral	11,201.00CR
Cash to Cover Margins	<u>0.00</u>
Excess/Shortage	<u>0.00</u>

Overall Excess AUD 0.00

This information is issued by Morrison Securities Pty Ltd (ABN 50 001 430 342 AFSL 241737), subject to the operating rules, procedures, directions, decisions and requirements of ASX Ltd, the ASIC Market Integrity Rules (Securities Markets) 2017, ASX Clear Pty Ltd and ASX Settlement Pty Ltd, the customs and usages of ASX, and the correction of errors and omissions. Information contained in this document is derived from a number of sources including confirmation information, current market price information and collateral held.

- End Of Statement -



Sequoia Direct Pty Ltd
 ABN 52 614 536 917 CAR No. 1247917 of:
 Sequoia Asset Management Pty Ltd
 AFSL No. 341506 ABN 70 135 907 550
 Level 7, 7-15 Macquarie Place Sydney NSW 2000
 Phone: 1300 363 766 Website: www.sequoiadirect.com.au

Trading and Financial Statement

As at close of business on 19/02/2019

MR WAYNE GALE & MRS MARGARET ANN GALE <GALE FAMILY S/F A/C>
 27 YALDARA STREET
 CARSELDINE QLD
 4034

TAX INVOICE

Account: **D1085491**
 Adviser: **SEQUOIA DIRECT ONLINE**

LIQUIDATION ADVICE

ASSIGNMENTS

Month	Strike	Buy	Sell	Price	Trade		Fees		Trade Value
					Date	Reference	Rate	Value	
Australian Stock Exchange									
NCM NCM Equity Options (100 Shares per lot; American style options)									
Feb19	23.50	Call	10	0.4250	25/01/19	D1085491	0.05	0.50 DR	
							GST on fees and commission		0.05 DR
							AUD	0.55 DR	
TOTAL (inclusive of GST):							AUD	0.55 DR	

Total GST for this Invoice: AUD 0.05 DR

FINANCIAL DETAILS

	AUD
Fees - Assignments Standard	0.50DR
GST on Fees - Assignment Standard	0.05DR
Carried Forward Balance	0.55DR
Initial Margin	8,838.40DR
Utilised Collateral	8,838.40CR
Cash to Cover Margins	0.00
Excess/Shortage	0.55DR

Overall Shortage AUD 0.55DR

This information is issued by Morrison Securities Pty Ltd (ABN 50 001 430 342 AFSL 241737), subject to the operating rules, procedures, directions, decisions and requirements of ASX Ltd, the ASIC Market Integrity Rules (Securities Markets) 2017, ASX Clear Pty Ltd and ASX Settlement Pty Ltd, the customs and usages of ASX, and the correction of errors and omissions. Information contained in this document is derived from a number of sources including confirmation information, current market price information and collateral held.

Account: **D1085491**
Adviser: **SEQUOIA DIRECT ONLINE**

- End Of Statement -



Sequoia Direct Pty Ltd
ABN 52 614 536 917 CAR No. 1247917 of:
Sequoia Asset Management Pty Ltd
AFSL No. 341506 ABN 70 135 907 550
Level 7, 7-15 Macquarie Place Sydney NSW 2000
Phone: 1300 363 766 Website: www.sequoiadirect.com.au

Trading and Financial Statement

As at close of business on 20/02/2019

MR WAYNE GALE & MRS MARGARET ANN GALE <GALE FAMILY S/F A/C>
27 YALDARA STREET
CARSELDINE QLD
4034

TAX INVOICE

Account: **D1085491**
Adviser: **SEQUOIA DIRECT ONLINE**

CASH POSTINGS

Bank - Shares	AUD	0.55 CR
Total:	AUD	0.55 CR

FINANCIAL DETAILS

	AUD
Brought Forward Balance	0.55DR
Cash In/Out	0.55CR
Carried Forward Balance	0.00
Initial Margin	8,576.00DR
Utilised Collateral	8,576.00CR
Cash to Cover Margins	0.00
Excess/Shortage	0.00

Overall Excess AUD 0.00

This information is issued by Morrison Securities Pty Ltd (ABN 50 001 430 342 AFSL 241737), subject to the operating rules, procedures, directions, decisions and requirements of ASX Ltd, the ASIC Market Integrity Rules (Securities Markets) 2017, ASX Clear Pty Ltd and ASX Settlement Pty Ltd, the customs and usages of ASX, and the correction of errors and omissions. Information contained in this document is derived from a number of sources including confirmation information, current market price information and collateral held.

- End Of Statement -



Sequoia Direct Pty Ltd
 ABN 52 614 536 917 CAR No. 1247917 of:
 Sequoia Asset Management Pty Ltd
 AFSL No. 341506 ABN 70 135 907 550
 Level 7, 7-15 Macquarie Place Sydney NSW 2000
 Phone: 1300 363 766 Website: www.sequoiadirect.com.au

Trading and Financial Statement

As at close of business on 21/02/2019

MR WAYNE GALE & MRS MARGARET ANN GALE <GALE FAMILY S/F A/C>
 27 YALDARA STREET
 CARSELDINE QLD
 4034

TAX INVOICE

Account: **D1085491**
 Adviser: **SEQUOIA DIRECT ONLINE**

LIQUIDATION ADVICE

ASSIGNMENTS

<u>Month</u>	<u>Strike</u>	<u>Buy</u>	<u>Sell</u>	<u>Price</u>	<u>Trade Date</u>	<u>Reference</u>	<u>Rate</u>	<u>Fees Value</u>	<u>Trade Value Posted</u>
Australian Stock Exchange									
NCM NCM Equity Options (100 Shares per lot; American style options)									
Feb19	23.50	Call	10	0.4250	25/01/19	D1085491	0.05	0.50 DR	
								GST on fees and commission	0.05 DR
							AUD	0.55 DR	
							TOTAL (inclusive of GST):	AUD	0.55 DR
WBC WBC Equity Options (100 Shares per lot; American style options)									
Feb19	25.50	Call	20	0.3600	29/01/19	D1085491	0.05	1.00 DR	
								GST on fees and commission	0.10 DR
							AUD	1.10 DR	
							TOTAL (inclusive of GST):	AUD	1.10 DR

EXPIRED OPTIONS

<u>Month</u>	<u>Strike</u>	<u>Buy</u>	<u>Sell</u>	<u>Price</u>	<u>Trade Date</u>	<u>Reference</u>	<u>Trade Value Posted</u>
Australian Stock Exchange							
COL COL Equity Options (100 Shares per lot; American style options)							
Feb19	13.00	Call	12	0.1700	23/01/19	D1085491	

Total GST for this Invoice: AUD 0.15 DR

Account: **D1085491**
Adviser: **SEQUOIA DIRECT ONLINE**

FINANCIAL DETAILS

	AUD
Fees - Assignments Standard	1.50DR
GST on Fees - Assignment Standard	0.15DR
Carried Forward Balance	1.65DR
Excess/Shortage	1.65DR

Overall Shortage AUD 1.65DR

This information is issued by Morrison Securities Pty Ltd (ABN 50 001 430 342 AFSL 241737), subject to the operating rules, procedures, directions, decisions and requirements of ASX Ltd, the ASIC Market Integrity Rules (Securities Markets) 2017, ASX Clear Pty Ltd and ASX Settlement Pty Ltd, the customs and usages of ASX, and the correction of errors and omissions. Information contained in this document is derived from a number of sources including confirmation information, current market price information and collateral held.

- End Of Statement -

MARCH 2019



Sequoia Direct Pty Ltd
ABN 52 614 536 917 CAR No. 1247917 of:
Sequoia Asset Management Pty Ltd
AFSL No. 341506 ABN 70 135 907 550
Level 7, 7-15 Macquarie Place Sydney NSW 2000
Phone: 1300 363 766 Website: www.sequoiadirect.com.au

Trading and Financial Statement As at close of business on 04/03/2019

MR WAYNE GALE & MRS MARGARET ANN GALE <GALE FAMILY S/F A/C>
27 YALDARA STREET
CARSELDINE QLD
4034

TAX INVOICE

Account: **D1085491**
Adviser: **SEQUOIA DIRECT ONLINE**

CASH POSTINGS

Bank - Shares	AUD	916.50 CR
Total:	AUD	916.50 CR

FINANCIAL DETAILS

	AUD
Brought Forward Balance	2,795.00CR
Cash In/Out	916.50CR
Carried Forward Balance	3,711.50CR
Excess/Shortage	3,711.50CR

Overall Excess AUD 3,711.50CR

This information is issued by Morrison Securities Pty Ltd (ABN 50 001 430 342 AFSL 241737), subject to the operating rules, procedures, directions, decisions and requirements of ASX Ltd, the ASIC Market Integrity Rules (Securities Markets) 2017, ASX Clear Pty Ltd and ASX Settlement Pty Ltd, the customs and usages of ASX, and the correction of errors and omissions. Information contained in this document is derived from a number of sources including confirmation information, current market price information and collateral held.

- End Of Statement -



Sequoia Direct Pty Ltd
ABN 52 614 536 917 CAR No. 1247917 of:
Sequoia Asset Management Pty Ltd
AFSL No. 341506 ABN 70 135 907 550
Level 7, 7-15 Macquarie Place Sydney NSW 2000
Phone: 1300 363 766 Website: www.sequoiadirect.com.au

Trading and Financial Statement

As at close of business on 05/03/2019

MR WAYNE GALE & MRS MARGARET ANN GALE <GALE FAMILY S/F A/C>
27 YALDARA STREET
CARSELDINE QLD
4034

TAX INVOICE

Account: **D1085491**
Adviser: **SEQUOIA DIRECT ONLINE**

CASH POSTINGS

Bank - Shares	AUD	3,711.50 DR
Total:	AUD	3,711.50 DR

FINANCIAL DETAILS

	AUD
Brought Forward Balance	3,711.50CR
Cash In/Out	3,711.50DR
Carried Forward Balance	0.00
Excess/Shortage	0.00

Overall Excess AUD 0.00

This information is issued by Morrison Securities Pty Ltd (ABN 50 001 430 342 AFSL 241737), subject to the operating rules, procedures, directions, decisions and requirements of ASX Ltd, the ASIC Market Integrity Rules (Securities Markets) 2017, ASX Clear Pty Ltd and ASX Settlement Pty Ltd, the customs and usages of ASX, and the correction of errors and omissions. Information contained in this document is derived from a number of sources including confirmation information, current market price information and collateral held.

- End Of Statement -



Sequoia Direct Pty Ltd
ABN 52 614 536 917 CAR No. 1247917 of:
Sequoia Asset Management Pty Ltd
AFSL No. 341506 ABN 70 135 907 550
Level 7, 7-15 Macquarie Place Sydney NSW 2000
Phone: 1300 363 766 Website: www.sequoiadirect.com.au

Trading and Financial Statement

As at close of business on 28/03/2019

MR WAYNE GALE & MRS MARGARET ANN GALE <GALE FAMILY S/F A/C>
27 YALDARA STREET
CARSELDINE QLD
4034

TAX INVOICE

Account: **D1085491**
Adviser: **SEQUOIA DIRECT ONLINE**

LIQUIDATION ADVICE

EXPIRED OPTIONS

<u>Month</u>	<u>Strike</u>	<u>Buy</u>	<u>Sell</u>	<u>Price</u>	<u>Trade</u> <u>Date</u>	<u>Reference</u>	<u>Trade Value</u> <u>Posted</u>
Australian Stock Exchange							
ANZ	ANZ Equity Options (100 Shares per lot; American style options)						
Mar19	28.50	Call	20	0.2800	25/02/19	D1085491	

This information is issued by Morrison Securities Pty Ltd (ABN 50 001 430 342 AFSL 241737), subject to the operating rules, procedures, directions, decisions and requirements of ASX Ltd, the ASIC Market Integrity Rules (Securities Markets) 2017, ASX Clear Pty Ltd and ASX Settlement Pty Ltd, the customs and usages of ASX, and the correction of errors and omissions.

Information contained in this document is derived from a number of sources including confirmation information, current market price information and collateral held.

- End Of Statement -



Sequoia Direct Pty Ltd
 ABN 52 614 536 917 CAR No. 1247917 of:
 Sequoia Asset Management Pty Ltd
 AFSL No. 341506 ABN 70 135 907 550
 Level 7, 7-15 Macquarie Place Sydney NSW 2000
 Phone: 1300 363 766 Website: www.sequoiadirect.com.au

Trading and Financial Statement As at close of business on 01/03/2019

MR WAYNE GALE & MRS MARGARET ANN GALE <GALE FAMILY S/F A/C>
 27 YALDARA STREET
 CARSELDINE QLD
 4034

TAX INVOICE

Account: **D1085491**
 Adviser: **SEQUOIA DIRECT ONLINE**

CASH POSTINGS

Bank - Shares	AUD	161.00 CR
Total:	AUD	161.00 CR

FINANCIAL DETAILS

	AUD
Brought Forward Balance	2,634.00CR
Cash In/Out	161.00CR
Carried Forward Balance	<u>2,795.00CR</u>
Initial Margin	3,711.50DR
Cash to Cover Margins	<u>3,711.50DR</u>
Excess/Shortage	<u>916.50DR</u>

Overall Shortage AUD 916.50DR

This information is issued by Morrison Securities Pty Ltd (ABN 50 001 430 342 AFSL 241737), subject to the operating rules, procedures, directions, decisions and requirements of ASX Ltd, the ASIC Market Integrity Rules (Securities Markets) 2017, ASX Clear Pty Ltd and ASX Settlement Pty Ltd, the customs and usages of ASX, and the correction of errors and omissions. Information contained in this document is derived from a number of sources including confirmation information, current market price information and collateral held.

- End Of Statement -

MAY 2019



Sequoia Direct Pty Ltd
ABN 52 614 536 917 CAR No. 1247917 of:
Sequoia Asset Management Pty Ltd
AFSL No. 341506 ABN 70 135 907 550
Level 7, 7-15 Macquarie Place Sydney NSW 2000
Phone: 1300 363 766 Website: www.sequoiadirect.com.au

Trading and Financial Statement

As at close of business on 27/05/2019

MR WAYNE GALE & MRS MARGARET ANN GALE <GALE FAMILY S/F A/C>
27 YALDARA STREET
CARSELDINE QLD
4034

TAX INVOICE

Account: **D1085491**
Adviser: **SEQUOIA DIRECT ONLINE**

CASH POSTINGS

Daily Options Movement - Shares	AUD	1,077.60 DR
Total:	AUD	1,077.60 DR

FINANCIAL DETAILS

	AUD
Brought Forward Balance	1,077.60CR
Cash In/Out	1,077.60DR
Carried Forward Balance	0.00
Excess/Shortage	0.00

Overall Excess AUD 0.00

This information is issued by Morrison Securities Pty Ltd (ABN 50 001 430 342 AFSL 241737), subject to the operating rules, procedures, directions, decisions and requirements of ASX Ltd, the ASIC Market Integrity Rules (Securities Markets) 2017, ASX Clear Pty Ltd and ASX Settlement Pty Ltd, the customs and usages of ASX, and the correction of errors and omissions. Information contained in this document is derived from a number of sources including confirmation information, current market price information and collateral held.

- End Of Statement -



Sequoia Direct Pty Ltd
 ABN 52 614 536 917 CAR No. 1247917 of:
 Sequoia Asset Management Pty Ltd
 AFSL No. 341506 ABN 70 135 907 550
 Level 7, 7-15 Macquarie Place Sydney NSW 2000
 Phone: 1300 363 766 Website: www.sequoiadirect.com.au

Trading and Financial Statement As at close of business on 24/05/2019

MR WAYNE GALE & MRS MARGARET ANN GALE <GALE FAMILY S/F A/C>
 27 YALDARA STREET
 CARSELDINE QLD
 4034

TAX INVOICE

Account: **D1085491**
 Adviser: **SEQUOIA DIRECT ONLINE**

TRADING CONFIRMATION

TRADING																
<u>Month</u>	<u>Strike</u>	<u>Buy</u>	<u>Sell</u>	<u>Price</u>	<u>Trade Date</u>	<u>Reference</u>	<u>Margin Rate</u>	<u>Expiry Date</u>	<u>Rate</u>	<u>Fees Value</u>	<u>Commission Rate</u>	<u>Value</u>	<u>Trade Value Posted</u>			
Australian Stock Exchange																
TLS TLS Equity Options (100 Shares per lot; American style options)																
Jun19	3.68	Call	140	Open	0.0400	24/05/19	D1085491		27/06/19	0.13	18.20	DR	560.00	CR		
										GST on fees and commission		1.82	DR			
										AUD		20.02	DR			
										TOTAL (inclusive of GST):		AUD	506.10	CR		
WES WES Equity Options (144 Shares per lot; American style options)																
Jun19	37.97	Call	8	Open	0.5200	24/05/19	D1085491		27/06/19	0.13	1.04	DR	599.04	CR		
										GST on fees and commission		0.10	DR			
										AUD		1.14	DR			
										TOTAL (inclusive of GST):		AUD	571.50	CR		
												TRADING TOTAL (inclusive of GST):		AUD	1,077.60	CR
												Total GST for this Invoice:		AUD	7.40	DR

Account: **D1085491**
Adviser: **SEQUOIA DIRECT ONLINE**

FINANCIAL DETAILS

	AUD
Premiums - Sell	1,159.04CR
Fees - Registration Standard	19.24DR
GST on Fees - Registration Standard	1.92DR
Commissions - Standard	54.80DR
GST on Commission - Standard	5.48DR
Carried Forward Balance	1,077.60CR
Excess/Shortage	1,077.60CR

Overall Excess AUD 1,077.60CR

This information is issued by Morrison Securities Pty Ltd (ABN 50 001 430 342 AFSL 241737), subject to the operating rules, procedures, directions, decisions and requirements of ASX Ltd, the ASIC Market Integrity Rules (Securities Markets) 2017, ASX Clear Pty Ltd and ASX Settlement Pty Ltd, the customs and usages of ASX, and the correction of errors and omissions. Information contained in this document is derived from a number of sources including confirmation information, current market price information and collateral held.

- End Of Statement -

JUNE 2019



Sequoia Direct Pty Ltd
 ABN 52 614 536 917 CAR No. 1247917 of:
 Sequoia Asset Management Pty Ltd
 AFSL No. 341506 ABN 70 135 907 550
 Level 7, 7-15 Macquarie Place Sydney NSW 2000
 Phone: 1300 363 766 Website: www.sequoiadirect.com.au

Trading and Financial Statement As at close of business on 27/06/2019

MR WAYNE GALE MRS MARGARET ANN GALE GALE FAMILY S/F A/C
 27 YALDARA STREET
 CARSELDINE QLD 4034
 AUSTRALIA

TAX INVOICE

Account: **D1085491**
 Adviser: **SEQUOIA DIRECT ONLINE**
 Your ABN: **60569208970**

LIQUIDATION ADVICE

ASSIGNMENTS

<u>Month</u>	<u>Strike</u>	<u>Buy</u>	<u>Sell</u>	<u>Price</u>	<u>Trade Date</u>	<u>Reference</u>	<u>Rate</u>	<u>Fees Value</u>	<u>Trade Value Posted</u>
Australian Stock Exchange									
TLS TLS Equity Options (100 Shares per lot; American style options)									
Jun19	3.68	Call	140	0.0400	24/05/19	D1085491	0.05	7.00 DR	
							GST on fees and commission	0.70 DR	
							AUD	7.70 DR	
TOTAL (inclusive of GST):							AUD	7.70 DR	

EXPIRED OPTIONS

<u>Month</u>	<u>Strike</u>	<u>Buy</u>	<u>Sell</u>	<u>Price</u>	<u>Trade Date</u>	<u>Reference</u>	<u>Trade Value Posted</u>
Australian Stock Exchange							
WES WES Equity Options (144 Shares per lot; American style options)							
Jun19	37.97	Call	8	0.5200	24/05/19	D1085491	

Total GST for this Invoice: AUD 0.70 DR

Account: **D1085491**
Adviser: **SEQUOIA DIRECT ONLINE**
Your ABN: **60569208970**

FINANCIAL DETAILS

	AUD
Fees - Assignments Standard	7.00DR
GST on Fees - Assignment Standard	0.70DR
Carried Forward Balance	7.70DR
Excess/Shortage	7.70DR

Overall Shortage AUD 7.70DR

This information is issued by Morrison Securities Pty Ltd (ABN 50 001 430 342 AFSL 241737), subject to the operating rules, procedures, directions, decisions and requirements of ASX Ltd, the ASIC Market Integrity Rules (Securities Markets) 2017, ASX Clear Pty Ltd and ASX Settlement Pty Ltd, the customs and usages of ASX, and the correction of errors and omissions. Information contained in this document is derived from a number of sources including confirmation information, current market price information and collateral held.

- End Of Statement -



Sequoia Direct Pty Ltd
ABN 52 614 536 917 CAR No. 1247917 of:
Sequoia Asset Management Pty Ltd
AFSL No. 341506 ABN 70 135 907 550
Level 7, 7-15 Macquarie Place Sydney NSW 2000
Phone: 1300 363 766 Website: www.sequoiadirect.com.au

Trading and Financial Statement

As at close of business on 28/06/2019

MR WAYNE GALE MRS MARGARET ANN GALE GALE FAMILY S/F A/C
27 YALDARA STREET
CARSELDINE QLD 4034
AUSTRALIA

TAX INVOICE

Account: **D1085491**
Adviser: **SEQUOIA DIRECT ONLINE**
Your ABN: **60569208970**

CASH POSTINGS

Daily Options Movement - Shares	AUD	7.70 CR
Total:	AUD	7.70 CR

FINANCIAL DETAILS

	AUD
Brought Forward Balance	7.70DR
Cash In/Out	7.70CR
Carried Forward Balance	0.00
Excess/Shortage	0.00

Overall Excess AUD 0.00

This information is issued by Morrison Securities Pty Ltd (ABN 50 001 430 342 AFSL 241737), subject to the operating rules, procedures, directions, decisions and requirements of ASX Ltd, the ASIC Market Integrity Rules (Securities Markets) 2017, ASX Clear Pty Ltd and ASX Settlement Pty Ltd, the customs and usages of ASX, and the correction of errors and omissions. Information contained in this document is derived from a number of sources including confirmation information, current market price information and collateral held.

- End Of Statement -

Client : Gale Family Superannuation Fund
Year ended : 30 June 2019

Option Trading Register

Trading Date	Security	Type	Strike	Buy/Sale	Expiry Date	Qty	Premium	Net Cost	Status	COMM	Note
7/1/2018	ANZ	CE	29		7/26/2018	20	590	560.74	Assigned	1.1	All expired Option recorded as capital Gain-other under BGL code 23800 All Assigned option premium adjusted to costbase of underlying stocks.
7/1/2018	AZI	CE	4.5		7/26/2018	78	741	703.45	Expired		
7/1/2018	CCL	CE	9		7/26/2018	33	379.5	348.38	Assigned	1.82	
7/1/2018	CPU	CE	19		7/26/2018	20	560	530.74	Expired		Assigned Expired Settled
7/1/2018	CWN	CE	13.75		7/26/2018	12	360	331.88	Expired		
7/1/2018	NCM	CE	22.5		7/26/2018	6	372	344.74	Expired		
7/1/2018	ORG	CE	10		7/26/2018	18	450	421.03	Expired		
7/1/2018	QBE	CE	10.75		7/26/2018	30	600	569.31	Expired		
7/1/2018	SHL	CE	24.5		7/26/2018	12	408	379.88	Assigned	0.66	
7/1/2018	STO	CE	6		7/26/2018	34	680	648.74	Assigned	1.87	
7/1/2018	TLS	CE	2.97		7/26/2018	70	420	383.59	Expired		
7/1/2018	WBC	CE	29.5		7/26/2018	20	560	530.74	Expired		
7/1/2018	WES	CE	45.5		7/26/2018	12	768	739.88	Assigned	0.66	
7/1/2018	WOW	CE	29.5		7/26/2018	15	382.5	353.95	Assigned	0.83	
7/1/2018	WPL	CE	35.83		7/26/2018	15	900	871.45	Expired		
7/27/2018	WBC	CE	29.5	S	8/9/2018	20	440	410.74	Expired		
7/27/2018	TLS	CE	2.77	S	8/16/2018	70	420	383.59	Assigned	3.85	
7/30/2018	CBA	CE	76	S	8/9/2018	10	460	432.17	Expired		
8/10/2018	CBA	CE	76	S	8/16/2018	10	180	152.17	Settled		
7/30/2018	CWN	CE	13.75	S	8/30/2018	11	286	491.71	Assigned	0.61	
8/10/2018	CBA	CE	76	B	8/16/2018	10	-180	-207.83	Settled		
8/9/2018	ANZ	CE	29.5	S	8/23/2018	20	340	310.74	Expired		
7/30/2018	QBE	CE	10.25	S	8/30/2018	30	510	479.31	Assigned	1.65	
7/30/2018	STO	CE	6.5	S	8/30/2018	30	405	374.31	Assigned	1.65	
8/10/2018	CBA	CE	76	S	8/23/2018	10	200	172.17	Expired		
8/10/2018	WBC	CE	30	S	8/23/2018	20	260	230.74	Expired		
7/27/2018	ORG	CE	9.75	S	8/30/2018	18	387	358.03	Expired		
7/30/2018	CWN	CE	13.75	S	8/30/2018	1	26	23.66	Expired		
7/30/2018	WOW	CE	30.5	S	8/30/2018	22	726	696.45	Expired		
7/30/2018	NCM	CE	21.5	S	9/27/2018	6	384	356.74	Expired		
8/28/2018	QBE	CE	11.25	S	9/27/2018	30	360	329.31	Expired		
8/30/2018	ANZ	CE	30	S	9/27/2018	20	420	390.74	Expired		
9/10/2018	TLS	CE	3.23	S	10/25/2018	140	700	646.1	Expired		
9/18/2018	ORG	CE	8.25	S	10/25/2018	18	360	331.03	Expired		
9/18/2018	WPL	CE	38	S	10/25/2018	15	540	511.45	Expired		
9/20/2018	WES	CE	51	S	10/25/2018	12	540	511.88	Expired		
9/21/2018	AZI	CE	4.2	S	10/25/2018	78	468	430.45	Expired		
9/26/2018	CPU	CE	20.5	S	10/25/2018	20	380	350.74	Expired		
10/5/2018	QBE	CE	11.75	S	10/25/2018	30	300	269.31	Expired		
10/8/2018	ANZ	CE	27.5	S	10/25/2018	20	460	430.74	Expired		
10/26/2018	NCM	CE	21.5	S	11/29/2018	22	770	740.45	Expired		
11/1/2018	QBE	CE	11.5	S	11/29/2018	30	510	479.31	Expired		
11/6/2018	AZI	CE	4.3	S	11/29/2018	78	351	313.45	Expired		
11/6/2018	CPU	CE	20.5	S	11/29/2018	20	520	490.74	Expired		
11/6/2018	WES	CE	47.5	S	11/29/2018	12	504	475.88	Expired		
11/7/2018	TLS	CE	3.16	S	11/29/2018	140	420	366.1	Expired		
11/8/2018	CBA	CE	72	S	11/29/2018	10	380	352.17	Assigned	0.55	
11/8/2018	WOW	CE	29.89	S	11/29/2018	22	506	476.45	Expired		
11/8/2018	WPL	CE	35.5	S	11/29/2018	15	420	391.45	Expired		
11/30/2018	AZI	CE	4.3	S	12/20/2018	78	312	274.45	Expired		
11/30/2018	QBE	CE	11.5	S	12/20/2018	30	480	449.31	Expired		
11/30/2018	WOW	CE	29.89	S	12/20/2018	22	308	278.45	Expired		
12/6/2018	NCM	CE	21	S	12/20/2018	22	528	498.45	Expired		
12/7/2018	TLS	CE	3.13	S	12/20/2018	140	350	296.1	Expired		
12/10/2018	CPU	CE	17	S	12/20/2018	20	340	310.74	Expired		
12/7/2018	XJO	PE	5500	B	1/17/2019	1	-500	-526.9	Settled		
12/27/2018	XJO	PE	5500	S	1/17/2019	1	730	703.1	Settled		
12/3/2018	ANZ	CE	28	S	1/24/2019	20	380	350.74	Expired		
12/7/2018	WBC	CE	27	S	1/24/2019	20	440	410.74	Expired		
12/28/2018	AZI	CE	4.4	S	1/24/2019	78	273	235.45	Assigned	4.29	
12/28/2018	NCM	CE	22	S	1/24/2019	22	440	410.45	Assigned	1.21	
12/28/2018	WOW	CE	30.39	S	1/24/2019	22	308	278.45	Assigned	1.21	
1/30/2019	TLSW	CE	3.3	S	2/14/2019	140	420	366.1	Expired		
1/25/2019	NCM	CE	23.5	S	2/21/2019	20	850	820.74	Assigned	1.1	
1/29/2019	WBC	CE	25.5	S	2/21/2019	20	720	690.74	Assigned	1.1	
1/23/2019	COL	CE	13	S	2/21/2019	12	204	175.88	Expired		
2/25/2019	ANZ	CE	28.5	S	3/28/2019	20	560	530.74	Expired		
5/24/2019	TLS	CE	3.68	S	6/27/2019	140	560	506.1	Assigned	7.7	
5/24/2019	WES	CE	37.97	S	6/27/2019	8	599.04	571.5	Expired		

General Ledger

For The Period 01 July 2018 - 30 June 2019

Transaction Date	Description	Units	Debit	Credit	Balance \$
Distributions Received (23800)					
<u>Options Account (GALE0010_OPTIONS1)</u>					
26/07/2018	Expired CPU Option			530.74	530.74 CR
26/07/2018	Expired CWN Option			331.88	862.62 CR
26/07/2018	Expired NCM Option			344.74	1207.36 CR
26/07/2018	Expired TLS Option			383.59	1590.95 CR
26/07/2018	Expired WBC Option			530.74	2121.69 CR
26/07/2018	Expired WPL Option			871.45	2993.14 CR
26/07/2018	Expired QBE Option			569.31	3562.45 CR
26/07/2018	Expired ORG Option			421.03	3983.48 CR
27/07/2018	Expired AZJ Options			703.45	4686.93 CR
9/08/2018	Option ExpiredWBC CE\$29.5 27/07/2018 20 LOTCBA CE\$76 30/07/2018 10 LOT			842.91	5529.84 CR
13/08/2018	OPTIONS NETTING CASH SETTLEMENT 50Sell;CBA 76.00 Call Ex		55.66		5474.18 CR
23/08/2018	Expired ANZ Options			310.74	5784.92 CR
23/08/2018	Expired CBA Options			172.17	5957.09 CR
23/08/2018	Expired WBC Options			230.74	6187.83 CR
30/08/2018	Option ExpiredORG CE\$9.75 27/07/2018 18 LOTCWN CE\$13.75 30/07/2018 1 LOTWOW			1,078.14	7265.97 CR
27/09/2018	Option Expired30 ANZ CE \$30.00- \$390.746 NCM CE \$21.50 - \$358.7430 QBE CE \$11.25			1,076.79	8342.76 CR
25/10/2018	OPTION EXPIREDTLS CE\$3.23 10/09/2018 140 LOTORG CE\$8.25 18/09/2018 18 LOTWPL			3,481.70	11824.46 CR
29/11/2018	NOV 18 OPTION SETTLEMENT			3,733.83	15558.29 CR
20/12/2018	Option ExpiredAZJ CE\$4.3 30/11/2018 78 LOTQBE CE\$11.5 30/11/2018 30 LOTWOW CE			2,107.50	17665.79 CR
27/12/2018	CAPITAL GAIN ON XJO OPTION SETTLED			176.20	17841.99 CR
24/01/2019	Option ExpiredANZ CE\$28 03/12/2018 20 LOTWBC CE\$27 07/12/2018 20 LOT			761.48	18603.47 CR
14/02/2019	Option ExpiredTLSW CE\$3.3 30/01/2019 140 LOT			366.10	18969.57 CR
21/02/2019	Option ExpiredCOL CE\$13 23/01/2019 12 LOT			175.88	19145.45 CR
28/03/2019	Option ExpiredANZ CE\$28.5 25/02/2019 20 LOT			530.74	19676.19 CR
27/06/2019	Option ExpiredWES CE\$37.97 24/05/2019 8 LOT			571.50	20247.69 CR
			55.66	20,303.35	20247.69 CR
Derivatives (Options, Hybrids, Future Contracts) (72300)					
<u>ANZ JUL-18 CALL 29 (ANZJUL-18CALL29.AX)</u>					
1/07/2018	Opening Balance				410.00 CR
26/07/2018	Revalue ANZ Options			150.74	560.74 CR
27/07/2018	Transfer Expired Option Premium to Share Capital Account		560.74		0.00 DR
		0.00	560.74	150.74	0.00 DR
<u>AZJ JUL-18 CALL 4.5 (AZJJUL-18CALL4.5)</u>					
1/07/2018	Opening Balance				312.00 CR
26/07/2018	Revalue AZJ Options			391.45	703.45 CR
27/07/2018	Expired AZJ Options		703.45		0.00 DR
		0.00	703.45	391.45	0.00 DR
<u>CCL JUL-18 CALL 9 (CCLJUL-18CALL9)</u>					
1/07/2018	Opening Balance				1039.50 CR
26/07/2018	Revalue CCL Options		691.12		348.38 CR
27/07/2018	Transfer Exercised Option Premium to Share Capital Account		348.38		0.00 DR
		0.00	1,039.50		0.00 DR
<u>CPU JUL-18 CALL 19 (CPUJUL-18CALL19)</u>					
1/07/2018	Opening Balance				290.00 CR
26/07/2018	Revalue CPU Options			240.74	530.74 CR
26/07/2018	Expired CPU Option		530.74		0.00 DR
		0.00	530.74	240.74	0.00 DR
<u>CWN JUL-18 CALL 13.75 (CWNJUL-18CALL13.75)</u>					
1/07/2018	Opening Balance				192.00 CR
26/07/2018	Revalue CWN Options			139.88	331.88 CR
26/07/2018	Expired CWN Option		331.88		0.00 DR
		0.00	331.88	139.88	0.00 DR
<u>ETO Margin Account (ETO Margin Account)</u>					
1/07/2018	Opening Balance				17151.75 DR
3/07/2018	OPTIONS NETTING CASH SETTLEMENT 50			1,629.00	15522.75 DR
3/07/2018	OPTIONS NETTING CASH SETTLEMENT 50			814.50	14708.25 DR
4/07/2018	OPTIONS NETTING CASH SETTLEMENT DT		1,228.50		15936.75 DR
4/07/2018	OPTIONS NETTING CASH SETTLEMENT DT		614.25		16551.00 DR
5/07/2018	OPTIONS NETTING CASH SETTLEMENT 50			640.50	15910.50 DR
5/07/2018	OPTIONS NETTING CASH SETTLEMENT 50			320.25	15590.25 DR
6/07/2018	OPTIONS NETTING CASH SETTLEMENT DT		1,383.00		16973.25 DR
9/07/2018	OPTIONS NETTING CASH SETTLEMENT DT		2,895.00		19868.25 DR
10/07/2018	OPTIONS NETTING CASH SETTLEMENT DT		312.75		20181.00 DR
11/07/2018	OPTIONS NETTING CASH SETTLEMENT 50			1,541.25	18639.75 DR
12/07/2018	OPTIONS NETTING CASH SETTLEMENT 50			1,863.75	16776.00 DR
13/07/2018	OPTIONS NETTING CASH SETTLEMENT DT		1,760.25		18536.25 DR
16/07/2018	OPTIONS NETTING CASH SETTLEMENT 50			1,564.50	16971.75 DR
17/07/2018	OPTIONS NETTING CASH SETTLEMENT 50			1,092.75	15879.00 DR
18/07/2018	OPTIONS NETTING CASH SETTLEMENT 50			2,546.25	13332.75 DR
19/07/2018	OPTIONS NETTING CASH SETTLEMENT DT		481.50		13814.25 DR
20/07/2018	OPTIONS NETTING CASH SETTLEMENT DT		153.60		13967.85 DR
23/07/2018	OPTIONS NETTING CASH SETTLEMENT DT		1,932.15		15900.00 DR
24/07/2018	OPTIONS NETTING CASH SETTLEMENT 50			2,034.45	13865.55 DR
25/07/2018	OPTIONS NETTING CASH SETTLEMENT DT		472.95		14338.50 DR
26/07/2018	OPTIONS NETTING CASH SETTLEMENT 50			1,263.60	13074.90 DR
27/07/2018	OPTIONS NETTING CASH SETTLEMENT 50			13,067.96	6.94 DR
27/07/2018	Options Sold 27/07/2018;ORG 9.75 Call Ex 30/08/2018 \$358.03		1,152.36		1159.30 DR

30/07/2018	OPTIONS NETTING CASH SETTLEMENT DT	4,493.64		5652.94 DR
30/07/2018	Options sold 30/07/2018;CBA 76.00 Call Ex 09/08/2018 \$432.1:	2,622.86		8275.80 DR
30/07/2018	Transfer Adviser Fees		6.94	8268.86 DR
31/07/2018	OPTIONS NETTING CASH SETTLEMENT 50		8,268.86	0.00 DR
17/08/2018	OPTIONS NETTING CASH SETTLEMENT DT	3.85		3.85 DR
23/08/2018	OPTIONS NETTING CASH SETTLEMENT DT	1.65		5.50 DR
28/08/2018	JNL1273 DERIVATIVE JOURNAL DT	1.65		7.15 DR
22/11/2018	JNL2537 DERIVATIVE JOURNAL DT	0.60		7.75 DR
25/02/2019	S 20 ANZ Mar19 28.50 Call @ 0.2800 Open	530.74		538.49 DR
26/02/2019	JNL3572 DERIVATIVE JOURNAL DT	2,352.26		2890.75 DR
27/02/2019	JNL3604 DERIVATIVE JOURNAL 50		488.00	2402.75 DR
28/02/2019	JNL3617 DERIVATIVE JOURNAL DT	239.00		2641.75 DR
1/03/2019	JNL3635 DERIVATIVE JOURNAL DT	161.00		2802.75 DR
4/03/2019	JNL3655 DERIVATIVE JOURNAL DT	916.50		3719.25 DR
5/03/2019	JNL3677 DERIVATIVE JOURNAL 50		3,711.50	7.75 DR
		0.00	23,710.06	40,854.06
				7.75 DR
NCM JUL-18 CALL 22.5 (NCMJUL-18CALL22.5)				
1/07/2018	Opening Balance			150.00 CR
26/07/2018	Revalue NCM Options		194.74	344.74 CR
26/07/2018	Expired NCM Option	344.74		0.00 DR
		0.00	344.74	194.74
				0.00 DR
Options Positions Options Positions (Options Positions.AX)				
27/07/2018	Options Sold 27/07/2018;ORG 9.75 Call Ex 30/08/2018 \$358.03TLS 2.77 Call Ex 16/08/2018		1,152.36	1152.36 CR
30/07/2018	Options sold 30/07/2018;CBA 76.00 Call Ex 09/08/2018 \$432.17CWN 13.75 Call Ex 30/08/2018		2,622.86	3775.22 CR
9/08/2018	Option ExpiredWBC CE\$29.5 27/07/2018 20 LOTCBA CE\$76 30/07/2018	842.91		2932.31 CR
10/08/2018	OPTIONS NETTING CASH		310.74	3243.05 CR
13/08/2018	OPTIONS NETTING CASH		402.91	3645.96 CR
16/08/2018	Transfer TLS Option exercised premium to share capital account	383.59		3262.37 CR
22/08/2018	Transfer Exercised QBE Options Premium to Share Capital Account	479.31		2783.06 CR
23/08/2018	Expired ANZ Options	310.74		2472.32 CR
23/08/2018	Expired CBA Options	172.17		2300.15 CR
23/08/2018	Expired WBC Options	230.74		2069.41 CR
27/08/2018	Transfer STO Option exercised premium to share capital account	374.31		1,695.10
29/08/2018	JNL1292 DERIVATIVE JOURNAL 50Sold 30 Option QBE \$11.25 27092018		329.31	2,024.41
30/08/2018	Transfer CWN Option exercised premium to share capital account	260.22		1,284.88
30/08/2018	Transfer QBE Option exercised premium to share capital account	479.31		805.57
				805.57
27/08/2018	Option Expired	1,078.14		(272.57)
31/08/2018	JNL1332 DERIVATIVE JOURNAL 50Sold 20 Option ANZ CE \$30 27092018		390.74	118.17
11/09/2018	JNL1496 DERIVATIVE JOURNAL 50Sold 140 CE Option TLS \$3.23 -		646.10	1243.58 CR
19/09/2018	JNL1615 DERIVATIVE JOURNAL 50Sold 18 CE Option ORG\$8.25 - \$331.03Sold 15 CE Option		842.48	2086.06 CR
21/09/2018	JNL1653 DERIVATIVE JOURNAL 50Sold 12 CE Option WBC\$51.00		511.88	2597.94 CR
24/09/2018	JNL1668 DERIVATIVE JOURNAL 50Sold 78 CE Option AZJ\$4.2		430.45	3028.39 CR
27/09/2018	Option Expired30 ANZ CE \$30.00- \$390.746 NCM CE \$21.50 - \$	1,076.79		1951.60 CR
27/09/2018	JNL1726 DERIVATIVE JOURNAL 50Sold 20 CE Option CPU\$20.50		350.74	2302.34 CR
8/10/2018	JNL1856 DERIVATIVE JOURNAL 50Sold 30 CE Option QBE\$11.75		269.31	2571.65 CR
9/10/2018	JNL1887 DERIVATIVE JOURNAL 50Sold 20 CE Option ANZ\$27.50		430.74	3002.39 CR
25/10/2018	OPTION EXPIREDTLS CE\$3.23 10/09/2018 140 LOTORG CE\$8.25	3,481.70		479.31 DR
29/10/2018	JNL2192 DERIVATIVE JOURNAL 50SOLD NCM-CE\$21.50 29112018		740.45	261.14 CR
2/11/2018	JNL2284 DERIVATIVE JOURNAL 50Sold 30 Option QBE-CE-\$11.50-29/11/2018		479.31	740.45 CR
7/11/2018	S 78 LOT AZJCE\$4.3 29/11/2018S 20 LOT CPUCE\$20.5 29/11/2018S 12 LOT WESCE\$47.5		1,280.07	2020.52 CR
8/11/2018	JNL2367 DERIVATIVE JOURNAL 50Sold 140 Option TLS CE \$3.16 29112018		366.10	2386.62 CR
9/11/2018	JNL2386 DERIVATIVE JOURNAL 50Sold 10 Option CBA CE \$72.00 29112018 - \$352.17Sold		1,220.07	3606.69 CR
29/11/2018	NOV 18 OPTION SETTLEMENT	4,086.00		479.31 DR
3/12/2018	JNL2663 DERIVATIVE JOURNAL 50Sold 78 Option AZJ CE \$4.30 20122018Sold 30 Option		1,002.21	522.90 CR
4/12/2018	JNL2688 DERIVATIVE JOURNAL 50S 20 LOT ANZCE\$28 24/01/2019		350.74	873.64 CR
7/12/2018	JNL2735 DERIVATIVE JOURNAL 50S 22 LOT NCMCE\$21 20/12/2018		498.45	1372.09 CR
10/12/2018	JNL2748 DERIVATIVE JOURNAL 50S 140 LOT TLSCE\$3.13 20/12/2018S 20 LOT WBCCE\$27.50		179.94	1552.03 CR
11/12/2018	JNL2758 DERIVATIVE JOURNAL 50S 20 LOT CPUCE\$17 20/12/2018		310.74	1862.77 CR
20/12/2018	Option ExpiredAZJ CE\$4.3 30/11/2018 78 LOTQBE CE\$11.5 30/11/2018	2,107.50		244.73 DR
27/12/2018	CAPITAL GAIN ON XJO OPTION SETTLED	176.20		420.93 DR
28/12/2018	JNL2923 DERIVATIVE JOURNAL 50S 1 LOT XJOPE\$5500 17/01/2019		703.10	282.17 CR
31/12/2018	JNL2940 DERIVATIVE JOURNAL 50S 78 LOT AZJCE\$4.4 24/01/2019S 22 LOT NCMCE\$22 20/12/2018		924.35	1206.52 CR
24/01/2019	JNL3187 DERIVATIVE JOURNAL 50S 12 LOT COLCE\$13 21/02/2019		175.88	1382.40 CR
24/01/2019	Transfer AZJ Option exercised premium to share capital account	235.45		1146.95 CR
24/01/2019	Transfer NCMOption exercised premium to share capital account	410.45		736.50 CR
24/01/2019	Transfer WOW Option exercised premium to share capital account	278.45		458.05 CR
24/01/2019	Option ExpiredANZ CE\$28 03/12/2018 20 LOTWBC CE\$27 07/12/2018	761.48		303.43 DR
29/01/2019	JNL3212 DERIVATIVE JOURNAL 50S 20 LOT NCMCE\$23.5 21/02/2019		820.74	517.31 CR
30/01/2019	JNL3235 DERIVATIVE JOURNAL 50S 20 LOT WBCCE\$25.5 21/02/2019		690.74	1208.05 CR
31/01/2019	JNL3253 DERIVATIVE JOURNAL 50S 140 LOT TLSWCE\$3.3 14/02/2019		366.10	1574.15 CR
14/02/2019	Option ExpiredTLSW CE\$3.3 30/01/2019 140 LOT	366.10		1208.05 CR
21/02/2019	Transfer NCM Option exercised premium to share capital account	820.74		387.31 CR
21/02/2019	Transfer WBC Option exercised premium to share capital account	690.74		303.43 DR
21/02/2019	Option ExpiredCOL CE\$13 23/01/2019 12 LOT	175.88		479.31 DR
25/02/2019	S 20 ANZ Mar19 28.50 Call @ 0.2800 Open		530.74	51.43 CR
28/03/2019	Option ExpiredANZ CE\$28.5 25/02/2019 20 LOT	530.74		479.31 DR
27/05/2019	JNL4844 DERIVATIVE JOURNAL 50S 140 LOT TLSCE\$3.68 27/06/2019S 8 LOT WESCE\$37.50		1,077.60	598.29 CR
27/06/2019	Transfer TLS Option exercised premium to share capital account	506.10		92.19 CR
27/06/2019	Option ExpiredWES CE\$37.97 24/05/2019 8 LOT	571.50		479.31 DR
		0.00	20,887.26	20,407.95
				479.31 DR
ORG JUL-18 CALL 10 (ORGJUL-18CALL10.AX)				
1/07/2018	Opening Balance			513.00 CR
26/07/2018	Revalue ORG Option	91.97		421.03 CR
26/07/2018	Expired ORG Option	421.03		0.00 DR
		0.00	513.00	0.00 DR

<u>QBE JUL-18 CALL 10.75 (QBEJUL-18CALL10.75)</u>				
1/07/2018	Opening Balance			27.00 CR
26/07/2018	Revalue QBE Option		542.31	569.31 CR
26/07/2018	Expired QBE Option		569.31	0.00 DR
		0.00	569.31	542.31
<u>SHL JUL-18 CALL 24.5 (SHLJUL-18CALL24.5)</u>				
1/07/2018	Opening Balance			516.00 CR
26/07/2018	Revalue SHL Option	136.12		379.88 CR
27/07/2018	Transfer Exercised Option Premium to Share Capital Account	379.88		0.00 DR
		0.00	516.00	0.00 DR
<u>STO JUL-18 CALL 6 (STOJUL-18CALL6)</u>				
1/07/2018	Opening Balance			1292.00 CR
26/07/2018	Revalue STO Option	643.26		648.74 CR
27/07/2018	Transfer Call option premium to share cast base - Capital Gain c	648.74		0.00 DR
		0.00	1,292.00	0.00 DR
<u>TLS JUL-18 CALL 2.97 (TLSJUL-18CALL2.97)</u>				
1/07/2018	Opening Balance			56.00 CR
26/07/2018	Expired TLS Option	383.59		327.59 DR
26/07/2018	Revalue TLS Option		327.59	0.00 DR
		0.00	383.59	327.59
<u>WBC JUL-18 CALL 29.5 (WBCJUL-18CALL29.5)</u>				
1/07/2018	Opening Balance			810.00 CR
26/07/2018	Revalue WBC Option	279.26		530.74 CR
26/07/2018	Expired WBC Option	530.74		0.00 DR
		0.00	810.00	0.00 DR
<u>WES JUL-18 CALL 45.5 (WESJUL-18CALL45.5)</u>				
1/07/2018	Opening Balance			4794.00 CR
26/07/2018	Revalue WES Option	4,054.12		739.88 CR
27/07/2018	Transfer WES Option Premium to Share account	739.88		0.00 DR
		0.00	4,794.00	0.00 DR
<u>WOW JUL-18 CALL 29.5 (WOWJUL-18CALL29.5)</u>				
1/07/2018	Opening Balance			1830.00 CR
26/07/2018	Revalue WOW option	1,476.05		353.95 CR
27/07/2018	Transfer Exercised July Option to Share Capital Account	353.95		0.00 DR
		0.00	1,830.00	0.00 DR
<u>WPL JUL-18 CALL 35.83 (WPLJUL-18CALL35.83)</u>				
1/07/2018	Opening Balance			982.50 CR
26/07/2018	Revalue WPL Option	111.05		871.45 CR
26/07/2018	Expired WPL Option	871.45		0.00 DR
		0.00	982.50	0.00 DR
Total Debits:		59,854.43		
Total Credits:				83,552.81



Sequoia Direct Pty Ltd
ABN 52 614 536 917 CAR No. 1247917 of:
Sequoia Asset Management Pty Ltd
AFSL No. 341506 ABN 70 135 907 550
Level 7, 7-15 Macquarie Place Sydney NSW 2000
Phone: 1300 363 766 Website: www.sequoiadirect.com.au

Position and Financial Statement

As at close of business on 28/06/2019

MR WAYNE GALE MRS MARGARET ANN GALE GALE FAMILY S/F A/C
27 YALDARA STREET
CARSELDINE QLD 4034
AUSTRALIA

Account: **D1085491**
Adviser: **SEQUOIA DIRECT ONLINE**

FINANCIAL DETAILS

	AUD
Brought Forward Balance	7.70DR
Cash In/Out	7.70CR
Carried Forward Balance	0.00
Excess/Shortage	0.00
Overall Excess	AUD 0.00

- End Of Statement -



Sequoia Direct Pty Ltd
ABN 52 614 536 917 CAR No. 1247917 of:
Sequoia Asset Management Pty Ltd
AFSL No. 341506 ABN 70 135 907 550
Level 7, 7-15 Macquarie Place Sydney NSW 2000
Phone: 1300 363 766 Website: www.sequoiadirect.com.au

Position and Financial Statement **As at close of business on 28/06/2019**

MR WAYNE GALE MRS MARGARET ANN GALE GALE FAMILY S/F A/C
27 YALDARA STREET
CARSELDINE QLD 4034
AUSTRALIA

Account: **D1085491**
Adviser: **SEQUOIA DIRECT ONLINE**

FINANCIAL DETAILS

	AUD
Brought Forward Balance	7.70DR
Cash In/Out	7.70CR
Carried Forward Balance	0.00
Excess/Shortage	0.00
Overall Excess	AUD 0.00

- End Of Statement -

77600 - Shares in Listed Companies (Australian)

2019 Financial Year

Preparer Sunil Kumar Gaur

Reviewer James McMahon

Status Completed

Account Code	Description	CY Units	CY Balance	LY Units	LY Balance	Change
ORG.AX	Origin Energy Limited	1886.000000	\$13,786.66	1886.000000	\$18,916.58	(27.12)%
STO.AX	Santos Limited	0.000000		3494.000000	\$21,907.38	100%
WOW.AX	Woolworths Group Limited	2000.000000	\$66,460.00	1595.000000	\$48,679.40	36.53%
NGI.AX	Navigator Global Investments Limited	0.000000		4500.000000	\$24,030.00	100%
CWN.AX	Crown Resorts Limited	100.000000	\$1,245.00	1200.000000	\$16,200.00	(92.31)%
ANZ.AX	Australia And New Zealand Banking Group Limited	2000.000000	\$56,420.00	2000.000000	\$56,480.00	(0.11)%
CBA.AX	Commonwealth Bank Of Australia.	0.000000				0%
WBC.AX	Westpac Banking Corporation	0.000000		2000.000000	\$58,600.00	100%
CCL.AX	Coca-cola Amatil Limited	0.000000		3300.000000	\$30,360.00	100%
WES.AX	Wesfarmers Limited	1200.000000	\$43,392.00	1250.000000	\$61,700.00	(29.67)%
COL.AX	Coles Group Limited.	1200.000000	\$16,020.00			100%
SHL.AX	Sonic Healthcare Limited	0.000000		1200.000000	\$29,436.00	100%
CPU.AX	Computershare Limited.	0.000000		2000.000000	\$36,860.00	100%
XJO.AX	S&P/ASX 200	0.000000				0%

Account Code	Description	CY Units	CY Balance	LY Units	LY Balance	Change
QBE.AX	QBE Insurance Group Limited	3000.000000	\$35,490.00	3000.000000	\$29,220.00	21.46%
TLS.AX	Telstra Corporation Limited.	0.000000		7000.000000	\$18,340.00	100%
NCM.AX	Newcrest Mining Limited	0.000000		600.000000	\$13,080.00	100%
AZJ.AX	Aurizon Holdings Limited	0.000000		7800.000000	\$33,774.00	100%
WPL.AX	Woodside Petroleum Ltd	1500.000000	\$54,540.00	1500.000000	\$53,190.00	2.54%
TOTAL		CY Units	CY Balance	LY Units	LY Balance	
		12886.000000	\$287,353.66	44325.000000	\$550,773.36	

Supporting Documents

- Investment Movement Report [Report](#)
- HoldingsStatement - D1085491 20190630.pdf
- 47177458_Sell_3400_STO_001.pdf [STO.AX](#)
- 47319622_Buy_2105_WOW_001.pdf [WOW.AX](#)
- 47177748_Sell_1500_WOW_001.pdf [WOW.AX](#)
- Sell 4500 NGI MR WAYNE GALE & MR.pdf [NGI.AX](#)
- 47176983_Sell_2000_ANZ_001.pdf [ANZ.AX](#)
- 47907137_Buy_2000_ANZ_001.pdf [ANZ.AX](#)
- Sell 1000 CBA MR WAYNE GALE & MR.pdf [CBA.AX](#)
- 47176992_Sell_3300_CCL_001.pdf [CCL.AX](#)
- 47319621_Buy_1150_WES_001.pdf [WES.AX](#)
- 47177380_Sell_1200_SHL_001.pdf [SHL.AX](#)
- 48785158_Sell_3000_QBE_001.pdf [QBE.AX](#)
- Buy 3000 QBE BulkReport-2018_08_28_23_15_00-2.pdf [QBE.AX](#)
- 48391527_Sell_7000_TLS_001.pdf [TLS.AX](#)
- Sell 1000 NCM Lot 2 MR WAYNE GALE & MR.pdf [NCM.AX](#)
- Buy 2000 NCM MR WAYNE GALE & MRS.pdf [NCM.AX](#)
- Sell 2200 NCM MR WAYNE GALE & MR.pdf [NCM.AX](#)
- Balance Review Report [Report](#)
- Sell 3000 STO BulkReport-2018_08_28_23_15_00.pdf [STO.AX](#)
- 47319331_Buy_2906_STO_001.pdf [STO.AX](#)
- Buy 2000 WOW MR WAYNE GALE & MRS.pdf [WOW.AX](#)
- Sell 2200 WOW MR WAYNE GALE & MR.pdf [WOW.AX](#)
- Sell 1100 CWN MR WAYNE GALE & MR.pdf [CWN.AX](#)
- 47176983_Sell_2000_ANZ_001.pdf [ANZ.AX](#)
- 47319407_Buy_1000_CBA_001.pdf [CBA.AX](#)
- Sell 2000 WBC MR WAYNE GALE & MR.pdf [WBC.AX](#)
- 47177735_Sell_1200_WES_001.pdf [WES.AX](#)
- COL_Demerger_Holding_Statement_2018_11_30.pdf [COL.AX](#)
- Sell 2000 CPU MR WAYNE GALE & MR.pdf [CPU.AX](#)
- 48785158_Sell_3000_QBE_001.pdf [QBE.AX](#)
- 14000 TLS MR WAYNE GALE & M.pdf [TLS.AX](#)
- 48391864_Buy_14000_TLS_001.pdf [TLS.AX](#)
- Buy 1600 NCM MR WAYNE GALE & MRS.pdf [NCM.AX](#)
- Sell 1000 NCM MR WAYNE GALE & MR.pdf [NCM.AX](#)
- Sell 7800 AZJ MR WAYNE GALE & MR.pdf [AZJ.AX](#)

Standard Checklist

- Attach Balance Review Report
- Attach copies of HIN/SRN or Chess Statements, Broker Statements, Contract Notes Corporate Action documentation and any other relevant Source Documentation

- ☑ Attach Investment Movement Report
- ☑ Ensure all Investments are valued correctly at June 30
- ☑ Ensure the investment is in accordance with the Fund's investment strategy

Gale Family Superannuation Fund Balance Review Report

As at 30 June 2019

Investment Code	Investment Name	Holding Reference	Third Party Data			BGL Ledger	Variance
			Data Feed Provider	Balance Date	Balance Amount	Balance	
60400	Bank Accounts						
CMCMarkets16482290	CMC Markets 16482290					8,287.07	
CBA10901915	Commonwealth A/c 10901915					100.00	
MBL962279501	Macquarie A/c 962279501	182512962279501	BGL Bank Data Service	30/06/2019	\$ 322,454.72	\$ 322,454.72	0.00
Westpac Acc: 34-8634	Westpac Acc: 34-8634					39,627.10	
Westpac Acc:34-8642	Westpac Acc:34-8642					71.87	
72300	Derivatives (Options, Hybrids, Future Contracts)						
ETO Margin Account	ETO Margin Account					7.7500	
77600	Shares in Listed Companies (Australian)						
ANZ.AX	Australia And New Zealand Banking Group Limited				Setup	2,000.0000	2,000.0000
COL.AX	Coles Group Limited.				Setup	1,200.0000	1,200.0000
CWN.AX	Crown Resorts Limited				Setup	100.0000	100.0000
ORG.AX	Origin Energy Limited				Setup	1,886.0000	1,886.0000
QBE.AX	QBE Insurance Group Limited				Setup	3,000.0000	3,000.0000
WES.AX	Wesfarmers Limited				Setup	1,200.0000	1,200.0000
WPL.AX	Woodside Petroleum Ltd				Setup	1,500.0000	1,500.0000
WOW.AX	Woolworths Group Limited				Setup	2,000.0000	2,000.0000

Gale Family Superannuation Fund

Investment Movement Report

As at 30 June 2019

Investment	Opening Balance		Additions		Disposals			Closing Balance		
	Units	Cost	Units	Cost	Units	Cost	Accounting Profit/(Loss)	Units	Cost	Market Value
		17,151.75		23,710.06		(40,854.06)			7.75	7.75
NCM JUL-18 CALL 22.5		(150.00)		344.74		(194.74)			0.00	0.00
ORG JUL-18 CALL 10		(513.00)		513.00					0.00	0.00
QBE JUL-18 CALL 10.75		(27.00)		569.31		(542.31)			0.00	0.00
SHL JUL-18 CALL 24.5		(516.00)		516.00					0.00	0.00
STO JUL-18 CALL 6		(1,292.00)		1,292.00					0.00	0.00
TLS JUL-18 CALL 2.97		(56.00)		383.59		(327.59)			0.00	0.00
WBC JUL-18 CALL 29.5		(810.00)		810.00					0.00	0.00
WES JUL-18 CALL 45.5		(4,794.00)		4,794.00					0.00	0.00
WOW JUL-18 CALL 29.5		(1,830.00)		1,830.00					0.00	0.00
WPL JUL-18 CALL 35.83		(982.50)		982.50					0.00	0.00
		3,937.75		38,911.51		(42,841.51)			7.75	7.75

Shares in Listed Companies (Australian)

Aurizon Holdings Limited

Gale Family Superannuation Fund Investment Movement Report

As at 30 June 2019

Investment	Opening Balance		Additions		Disposals			Closing Balance		
	Units	Cost	Units	Cost	Units	Cost	Accounting Profit/(Loss)	Units	Cost	Market Value
	3,494.00	26,554.40	2,906.00	18,583.84	(6,400.00)	(45,138.24)	(4,249.19)		0.00	
Sonic Healthcare Limited	1,200.00	20,810.04			(1,200.00)	(20,810.04)	8,943.38		0.00	
Telstra Corporation Limited.	7,000.00	39,883.05	14,000.00	42,878.56	(21,000.00)	(82,761.61)	(11,019.79)		0.00	
Wesfarmers Limited	1,250.00	53,217.61	1,150.00	57,137.38	(1,200.00)	(68,352.23)	4,019.68	1,200.00	42,002.76	43,392.00
Westpac Banking Corporation	2,000.00	58,412.53			(2,000.00)	(58,412.53)	(6,764.69)		0.00	
Woodside Petroleum Ltd	1,500.00	51,736.52						1,500.00	51,736.52	54,540.00
Woolworths Group Limited	1,595.00	56,750.50	4,105.00	120,394.21	(3,700.00)	(119,956.29)	(8,312.88)	2,000.00	57,188.42	66,460.00
		572,882.65		613,517.99		(905,524.28)	(21,280.93)		280,876.36	287,353.66
		797,245.08		1,747,696.39		(1,893,516.60)	(21,280.93)		651,424.87	657,902.17



NAME: MR WAYNE GALE &
 MRS MARGARET ANN GALE
 ADDRESS: 27 YALDARA STREET
 CARSELDINE QLD 4034

Portfolio Valuation

DATE : 08 November 2019
 ACCOUNT : D1085491(S)
 BRANCH : DO SEQUOIA DIRECT PTY LTD
 ADVISOR : STD SEQUOIA DIRECT ONLINE
 CURRENCY : AU

As At:30-Jun-2019

Equities

SECURITY CODE	SECURITY	NUMBER OF UNITS	COST VALUE	COST PRICE	MARKET PRICE	MARKET VALUE	Dividend (DPS) c	DIV YIELD	% OF P/FOL
ANZ	ANZ BANKING GRP LTD	2,000	\$ 58,452.56	\$ 29.226	\$ 28.21	\$ 56,420.00	160.00	5.67	9.25
COL	COLES GROUP	1,200	\$ 0.00	\$ 0.000	\$ 13.35	\$ 16,020.00	0.00	0.00	2.63
CWN	CROWN RESORTS LTD	100	\$ 1,383.70	\$ 13.837	\$ 12.45	\$ 1,245.00	60.00	4.82	0.20
ORG	ORIGIN ENERGY	1,886	\$ 20,184.68	\$ 10.702	\$ 7.31	\$ 13,786.66	10.00	1.37	2.26
QBE	QBE INSURANCE GROUP	3,000	\$ 32,846.54	\$ 10.949	\$ 11.83	\$ 35,490.00	50.00	4.23	5.82
WES	WESFARMERS LIMITED	1,200	\$ 59,339.79	\$ 49.450	\$ 36.16	\$ 43,392.00	320.00	8.85	7.12
WOW	WOOLWORTHS GROUP LTD	2,000	\$ 57,188.42	\$ 28.594	\$ 33.23	\$ 66,460.00	105.00	3.16	10.90
WPL	WOODSIDE PETROLEUM	1,500	\$ 51,736.52	\$ 34.491	\$ 36.36	\$ 54,540.00	199.86	5.50	8.94
TOTALS			\$ 281,132.21			\$ 287,353.66		4.83%	47.12

* De-listed or suspended security

Cash Accounts

INSTITUTION	ACCOUNT NAME	TYPES	ACCOUNT TYPE	BALANCE	% OF P/FOL
-------------	--------------	-------	--------------	---------	------------

DISCLAIMER: This document is intended only for the person to whom it is addressed. It may contain confidential information. If you receive this document in error, please immediately delete it from your system and notify the sender. You must not disclose, copy, use or rely on any part of this document if you are not the intended recipient. Sequoia Financial Group Pty Ltd believes that any information contained in this document is accurate when issued but does not warrant its accuracy or reliability.



INSTITUTION	ACCOUNT NAME	TYPES	ACCOUNT TYPE	BALANCE	% OF P/FOL
MBLA	WAYNE GALE & MARGARET ANN GALE ATF GALE FAMILY SUPERANNUATION FUND	Debit, Credit	Money Market	\$ 322,454.72	52.88
TOTALS				\$ 322,454.72	52.88

Total Cost: \$ 603,586.93
Total Market Value: \$ 609,808.38

CONFIRMATION**SELL****Sequoia Direct Pty Ltd**

ABN 52 614 536 917 CAR NO. 001247917 of Sequoia Asset Management Pty Ltd
AFSL 341506 ABN 70 135 907 550

Level 7, 7-15 Macquarie Place, Sydney NSW 2000 PO Box R1837, Royal Exchange NSW 1225
 Tel 1300 130 545 Fax (61-2) 8114 2200 Internet: www.sequoadirect.com.au

This trade was executed by D2MX Pty Limited AFSL 297950 ABN 98 113 959 596 ("D2MX") and
 cleared by Pershing Securities Australia Pty Ltd AFSL No 338264 ABN 60 136 184 962.

**THIS CONFIRMATION
IS A TAX INVOICE**

This confirmation is issued by D2MX Pty Ltd subject to the directions, decisions and requirements of the ASX, the ASIC Market Integrity Rules, the ASX Operating Rules, the ASX Clear Operating Rules and where relevant the ASX Settlement Operating Rules, the customs and usages of ASX, and the correction of errors and omissions.

MR WAYNE GALE & MRS MARGARET ANN
GALE
GALE FAMILY S/F A/C
27 YALDARA STREET
CARSELDINE QLD 4034

Sequoia Direct Pty Ltd has sold for you
COMPANY: AUSTRALIA AND NEW ZEALAND BANKING GROUP LIMITED
SECURITY: ORDINARY FULLY PAID

Market	ASX
Market Code:	ANZ
ISIN	AU000000ANZ3

Account No. D1085491
Advisor Sequoia Direct Online
Confirmation No. 47176983
Confirmation Date 27/07/2018
Trade Date 26/07/2018
 Exercise of Call

Last of Order
 CHESSE Sponsored

ASX SETTLEMENT DATE 30/07/2018

QUANTITY	PRICE	CONSIDERATION
2,000	29.000000	58,000.00
TOTAL	AVERAGE	TOTAL
2,000	29.000000	\$58,000.00
All brokerage and fees have been charged by Sequoia Direct Pty Ltd		
Brokerage (0.08%)		\$47.45
GST		\$4.75
NET PROCEEDS		\$57,947.80

Settlement Instructions

**IF THIS HOLDING IS CHESSE SPONSORED BY PERSHING SECURITIES AUSTRALIA PTY LTD,
NO ADDITIONAL SECURITY INFORMATION IS REQUIRED**

OTHERWISE

If the information has not been supplied to your advisor at the time of placing your order, please supply immediately your:-

SRN - Security Reference Number (If the holding is not CHESSE sponsored by PERSHING SECURITIES AUSTRALIA PTY LTD)

PAYMENT INSTRUCTION

If this Information has not been supplied or you wish to make a change to your standing instructions, kindly contact your advisor by telephone immediately.

CONFIRMATION**SELL****Sequoia Direct Pty Ltd**

ABN 52 614 536 917 CAR NO. 001247917 of Sequoia Asset Management Pty Ltd
AFSL 341506 ABN 70 135 907 550

Level 7, 7-15 Macquarie Place, Sydney NSW 2000 PO Box R1837, Royal Exchange NSW 1225
 Tel 1300 130 545 Fax (61-2) 8114 2200 Internet: www.sequoadirect.com.au

This trade was executed by D2MX Pty Limited AFSL 297950 ABN 98 113 959 596 ("D2MX") and
 cleared by Pershing Securities Australia Pty Ltd AFSL No 338264 ABN 60 136 184 962.

**THIS CONFIRMATION
IS A TAX INVOICE**

This confirmation is issued by D2MX Pty Ltd subject to the directions, decisions and requirements of the ASX, the ASIC Market Integrity Rules, the ASX Operating Rules, the ASX Clear Operating Rules and where relevant the ASX Settlement Operating Rules, the customs and usages of ASX, and the correction of errors and omissions.

MR WAYNE GALE & MRS MARGARET ANN
GALE
GALE FAMILY S/F A/C
27 YALDARA STREET
CARSELDINE QLD 4034

Sequoia Direct Pty Ltd has sold for you
COMPANY: AUSTRALIA AND NEW ZEALAND BANKING GROUP LIMITED
SECURITY: ORDINARY FULLY PAID

Market	ASX
Market Code:	ANZ
ISIN	AU000000ANZ3

Account No. D1085491
Advisor Sequoia Direct Online
Confirmation No. 47176983
Confirmation Date 27/07/2018
Trade Date 26/07/2018
 Exercise of Call

Last of Order
 CHESSE Sponsored

ASX SETTLEMENT DATE 30/07/2018

QUANTITY	PRICE	CONSIDERATION
2,000	29.000000	58,000.00
TOTAL	AVERAGE	TOTAL
2,000	29.000000	\$58,000.00
All brokerage and fees have been charged by Sequoia Direct Pty Ltd		
Brokerage (0.08%)		\$47.45
GST		\$4.75
NET PROCEEDS		\$57,947.80

Settlement Instructions

**IF THIS HOLDING IS CHESSE SPONSORED BY PERSHING SECURITIES AUSTRALIA PTY LTD,
NO ADDITIONAL SECURITY INFORMATION IS REQUIRED**

OTHERWISE

If the information has not been supplied to your advisor at the time of placing your order, please supply immediately your:-

SRN - Security Reference Number (If the holding is not CHESSE sponsored by PERSHING SECURITIES AUSTRALIA PTY LTD)

PAYMENT INSTRUCTION

If this Information has not been supplied or you wish to make a change to your standing instructions, kindly contact your advisor by telephone immediately.

CONFIRMATION**BUY**

Sequoia Direct Pty Ltd
ABN 52 614 536 917 CAR NO. 001247917 of Sequoia Asset Management Pty Ltd
AFSL 341506 ABN 70 135 907 550

Level 7, 7-15 Macquarie Place, Sydney NSW 2000 PO Box R1837, Royal Exchange NSW 1225
 Tel 1300 130 545 Fax (61-2) 8114 2200 Internet: www.sequoiadirect.com.au

This trade was executed by D2MX Pty Limited AFSL 297950 ABN 98 113 959 596 ("D2MX") and cleared by Pershing Securities Australia Pty Ltd AFSL No 338264 ABN 60 136 184 962.

THIS CONFIRMATION IS A TAX INVOICE

This confirmation is issued by D2MX Pty Ltd subject to the directions, decisions and requirements of the ASX, the ASIC Market Integrity Rules, the ASX Operating Rules, the ASX Clear Operating Rules and where relevant the ASX Settlement Operating Rules, the customs and usages of ASX, and the correction of errors and omissions.

MR WAYNE GALE &
 MRS MARGARET ANN GALE
 GALE FAMILY S/F A/C
 27 YALDARA STREET
 CARSELDINE QLD 4034

Recorded Registration Details

MR WAYNE GALE +
 MRS MARGARET ANN GALE
 <GALE FAMILY S/F A/C>
 27 YALDARA STREET
 CARSELDINE QLD 4034

Sequoia Direct Pty Ltd has bought for you
COMPANY: AUSTRALIA AND NEW ZEALAND BANKING GROUP LIMITED
SECURITY: ORDINARY FULLY PAID

Market	ASX
Market Code:	ANZ
ISIN	AU000000ANZ3

Account No. D1085491
Advisor Sequoia Direct Online
Confirmation No. 47907137
Confirmation Date 09/08/2018
Trade Date 09/08/2018

Last of Order
 Funds from CMT

QUANTITY	PRICE	CONSIDERATION
2,000	29.200000	58,400.00
TOTAL	AVERAGE	TOTAL
2,000	29.200000	\$58,400.00
All brokerage and fees have been charged by Sequoia Direct Pty Ltd		
Brokerage (0.08%)		\$47.78
GST		\$4.78
AMOUNT DUE AND PAYABLE		\$58,452.56

ASX SETTLEMENT DATE 13/08/2018

SETTLEMENT INFORMATION

Payment is due by the Settlement Date. Automatic sweep from your CMT or bank account will occur on Settlement Date.

Alternative payment methods and the times the payment is to be made to ensure delivery by Settlement Date are listed below:

1. BPAY (Please schedule before 6.00pm the day before Settlement Date)
2. Deposit at any Westpac Branch the day before Settlement Date using the slip below .
3. EFT Funds to Pershing Securities Australia Pty Ltd
 BSB 032024 Account 259486
 Reference - D1085491



Biller Code: 244764
Ref: 01085491114

Contact your participating bank, credit union or building society to make this payment from your cheque or savings account



Sequoia Direct Pty Ltd
 ABN 52 614 536 917 CAR No. 1247917 of:
 Sequoia Asset Management Pty Ltd
 AFSI No. 341506 ABN 70 135 907 550
 Level 7, 7-15 Macquarie Place Sydney NSW 2000
 Phone: 1300 363 766
 Website: www.sequoiadirect.com.au

Sell
 CONFIRMATION

THIS CONFIRMATION
 IS A TAX INVOICE

Mailing Address:
 MR WAYNE GALE &
 MRS MARGARET ANN GALE
 27 YALDARA STREET
 CARSELDINE QLD
 AUSTRALIA 4034

Sell Confirmation Details	
Account No:	D1085491
Transaction No:	24865
Transaction Date:	25/01/2019
As At Date:	24/01/2019
Advisor:	SEQUOIA DIRECT ONLINE
Settlement Date:	29/01/2019

This Day:	We have sold for you	Market:	ASX or CHI-X
Company:	AURIZON HOLDINGS LIMITED	Market Code:	AZJ
Security:	ORDINARY FULLY PAID	ISIN:	AU000000AZJ1


Quantity	Price	Consideration
7,800	4.400000	\$34,320.00
7,800	4.400000	\$34,320.00
	Brokerage	\$25.35
	Misc Fees & Charges	\$0.00
	Application Money	\$0.00
	Total GST Payable	\$2.54
Total Amount Payable: (AUD)		\$34,292.11

Confirmation Conditions
Order: Complete Order
Crossed:
Condition:
Basis of Movement:

Message
This trade was executed and cleared by Morrison Securities Pty Ltd AFSL No. 241737 ABN 50 001 430 342

Confirmation Comment

Registration Details
MR WAYNE GALE MRS MARGARET ANN GALE <GALE FAMILY S/F A/C> 27 YALDARA STREET CARSELDINE QLD 4034

Settlement Instructions
Clearing Participant: Morrison Securities Pty Ltd AFSL No. 241737 ABN 50 001 430 342 Level 7, 7-15 Macquarie Place Sydney NSW 2001 Participant of ASX Group
Settlement PID: 01089
 Biller Code: 18218
Reference: 00010854917

This confirmation is issued by Morrison Securities Pty Ltd (ABN 50 001 430 342 AFSL 241737), subject to the operating rules, procedures, directions, decisions and requirements of ASX Ltd, the ASIC Market Integrity Rules (Securities Markets) 2017, ASX Clear Pty Ltd and ASX Settlement Pty Ltd, the customs and usages of ASX, and the correction of errors and omissions.

CONFIRMATION**BUY**

Sequoia Direct Pty Ltd
ABN 52 614 536 917 CAR NO. 001247917 of Sequoia Asset Management Pty Ltd
AFSL 341506 ABN 70 135 907 550

Level 7, 7-15 Macquarie Place, Sydney NSW 2000 PO Box R1837, Royal Exchange NSW 1225
 Tel 1300 130 545 Fax (61-2) 8114 2200 Internet: www.sequoiadirect.com.au

This trade was executed by D2MX Pty Limited AFSL 297950 ABN 98 113 959 596 ("D2MX") and cleared by Pershing Securities Australia Pty Ltd AFSL No 338264 ABN 60 136 184 962.

THIS CONFIRMATION IS A TAX INVOICE

This confirmation is issued by D2MX Pty Ltd subject to the directions, decisions and requirements of the ASX, the ASIC Market Integrity Rules, the ASX Operating Rules, the ASX Clear Operating Rules and where relevant the ASX Settlement Operating Rules, the customs and usages of ASX, and the correction of errors and omissions.

MR WAYNE GALE &
 MRS MARGARET ANN GALE
 GALE FAMILY S/F A/C
 27 YALDARA STREET
 CARSELDINE QLD 4034

Recorded Registration Details

MR WAYNE GALE +
 MRS MARGARET ANN GALE
 <GALE FAMILY S/F A/C>
 27 YALDARA STREET
 CARSELDINE QLD 4034

Sequoia Direct Pty Ltd has bought for you
COMPANY: COMMONWEALTH BANK OF AUSTRALIA.
SECURITY: ORDINARY FULLY PAID

Market	ASX
Market Code:	CBA
ISIN	AU000000CBA7

Account No. D1085491
Advisor Sequoia Direct Online
Confirmation No. 47319407
Confirmation Date 30/07/2018
Trade Date 30/07/2018

Last of Order
 Funds from CMT

QUANTITY	PRICE	CONSIDERATION
1,000	74.860000	74,860.00
TOTAL	AVERAGE	TOTAL
1,000	74.860000	\$74,860.00
All brokerage and fees have been charged by Sequoia Direct Pty Ltd		
Brokerage (0.08%)		\$61.25
GST		\$6.13
AMOUNT DUE AND PAYABLE		\$74,927.38

ASX SETTLEMENT DATE 01/08/2018

SETTLEMENT INFORMATION

Payment is due by the Settlement Date. Automatic sweep from your CMT or bank account will occur on Settlement Date.

Alternative payment methods and the times the payment is to be made to ensure delivery by Settlement Date are listed below:

1. BPAY (Please schedule before 6.00pm the day before Settlement Date)
2. Deposit at any Westpac Branch the day before Settlement Date using the slip below .
3. EFT Funds to Pershing Securities Australia Pty Ltd
 BSB 032024 Account 259486
 Reference - D1085491



Biller Code: 244764
Ref: 01085491114

Contact your participating bank, credit union or building society to make this payment from your cheque or savings account



Sequoia Direct Pty Ltd
ABN 52 614 536 917 CAR No. 1247917 of:
Sequoia Asset Management Pty Ltd
AFSI No. 341506 ABN 70 135 907 550
Level 7, 7-15 Macquarie Place Sydney NSW 2000
Phone: 1300 363 766
Website: www.sequoiadirect.com.au

Sell
CONFIRMATION

THIS CONFIRMATION
IS A TAX INVOICE

Mailing Address:
MR WAYNE GALE &
MRS MARGARET ANN GALE
27 YALDARA STREET
CARSELDINE QLD
AUSTRALIA 4034

Sell Confirmation Details	
Account No:	D1085491
Transaction No:	18976
Transaction Date:	30/11/2018
As At Date:	29/11/2018
Advisor:	SEQUOIA DIRECT ONLINE
Settlement Date:	03/12/2018

This Day: We have sold for you	Market: ASX or CHI-X
Company: COMMONWEALTH BANK OF AUSTRALIA.	Market Code: CBA
Security: ORDINARY FULLY PAID	ISIN: AU000000CBA7

Quantity	Price	Consideration
1,000	72.000000	\$72,000.00
1,000	72.000000	\$72,000.00
	Brokerage	\$56.18
	Misc Fees & Charges	\$0.00
	Application Money	\$0.00
	Total GST Payable	\$5.62
Total Amount Payable: (AUD)		\$71,938.20

Confirmation Conditions
Order: Complete Order
Crossed:
Condition:
Basis of Movement:

Message
This trade was executed and cleared by Morrison Securities Pty Ltd AFSL No. 241737 ABN 50 001 430 342

Confirmation Comment

Registration Details
MR WAYNE GALE MRS MARGARET ANN GALE <GALE FAMILY S/F A/C> 27 YALDARA STREET CARSELDINE QLD 4034

Settlement Instructions
Clearing Participant: Morrison Securities Pty Ltd AFSL No. 241737 ABN 50 001 430 342 Level 7, 7-15 Macquarie Place Sydney NSW 2001 Participant of ASX Group
Settlement PID: 01089
 Biller Code: 18218
Reference: 00010854917

This confirmation is issued by Morrison Securities Pty Ltd (ABN 50 001 430 342 AFSL 241737), subject to the operating rules, procedures, directions, decisions and requirements of ASX Ltd, the ASIC Market Integrity Rules (Securities Markets) 2017, ASX Clear Pty Ltd and ASX Settlement Pty Ltd, the customs and usages of ASX, and the correction of errors and omissions.

CONFIRMATION**SELL****Sequoia Direct Pty Ltd**

ABN 52 614 536 917 CAR NO. 001247917 of Sequoia Asset Management Pty Ltd
AFSL 341506 ABN 70 135 907 550

Level 7, 7-15 Macquarie Place, Sydney NSW 2000 PO Box R1837, Royal Exchange NSW 1225
 Tel 1300 130 545 Fax (61-2) 8114 2200 Internet: www.sequoadirect.com.au

This trade was executed by D2MX Pty Limited AFSL 297950 ABN 98 113 959 596 ("D2MX") and
 cleared by Pershing Securities Australia Pty Ltd AFSL No 338264 ABN 60 136 184 962.

**THIS CONFIRMATION
IS A TAX INVOICE**

This confirmation is issued by D2MX Pty Ltd subject to the directions, decisions and requirements of the ASX, the ASIC Market Integrity Rules, the ASX Operating Rules, the ASX Clear Operating Rules and where relevant the ASX Settlement Operating Rules, the customs and usages of ASX, and the correction of errors and omissions.

MR WAYNE GALE & MRS MARGARET ANN
GALE
GALE FAMILY S/F A/C
27 YALDARA STREET
CARSELDINE QLD 4034

Sequoia Direct Pty Ltd has sold for you
COMPANY: COCA-COLA AMATIL LIMITED
SECURITY: ORDINARY FULLY PAID

Market	ASX
Market Code:	CCL
ISIN	AU000000CCL2

Account No. D1085491
Advisor Sequoia Direct Online
Confirmation No. 47176992
Confirmation Date 27/07/2018
Trade Date 26/07/2018
 Exercise of Call

Last of Order
 CHESSE Sponsored

QUANTITY	PRICE	CONSIDERATION
3,300	9.000000	29,700.00
TOTAL	AVERAGE	TOTAL
3,300	9.000000	\$29,700.00
All brokerage and fees have been charged by Sequoia Direct Pty Ltd		
Brokerage (0.08%)		\$24.30
GST		\$2.43
NET PROCEEDS		\$29,673.27

ASX SETTLEMENT DATE 30/07/2018

Settlement Instructions

**IF THIS HOLDING IS CHESSE SPONSORED BY PERSHING SECURITIES AUSTRALIA PTY LTD,
NO ADDITIONAL SECURITY INFORMATION IS REQUIRED**

OTHERWISE

If the information has not been supplied to your advisor at the time of placing your order, please supply immediately your:-

SRN - Security Reference Number (If the holding is not CHESSE sponsored by PERSHING SECURITIES AUSTRALIA PTY LTD)

PAYMENT INSTRUCTION

If this Information has not been supplied or you wish to make a change to your standing instructions, kindly contact your advisor by telephone immediately.



083351 000 COL
MR WAYNE GALE &
MRS MARGARET ANN GALE
<GALE FAMILY S/F A/C>
27 YALDARA STREET
CARSELDINE QLD 4034

Incorporated in Victoria

ASX code: COL

Security class: FULLY PAID ORDINARY SHARES

Update your information:



Online:
www.investorcentre.com/col



By Mail:
Computershare Investor Services Pty Limited
GPO Box 2975 Melbourne
Victoria 3001 Australia

Enquiries:

(within Australia) 1300 171 785
(international) +61 3 9415 4078
Facsimile +61 3 9473 2500
colesgroup.shareregistry@computershare.com.au

Holder Identification Number (HIN)

HIN WITHHELD

Important: You will need to quote this number and name of issuer for all future dealings in these securities. Keep it safe and confidential.

Tax File Number/ABN: Not quoted
Page Number: 1 of 1

CHES Confirmation Advice as at 28 November 2018

THIS ADVICE CONFIRMS THE TRANSFER OF 1,200 FULLY PAID ORDINARY SHARES IN COLES GROUP LIMITED ON 28 NOVEMBER 2018 TO THE ABOVE NAMED PURSUANT TO THE DEMERGER OF COLES GROUP LIMITED FROM WESFARMERS LIMITED.

IF THE DETAILS ABOVE ARE INCORRECT, PLEASE ADVISE THIS OFFICE IMMEDIATELY.

Privacy Notice

We collect the personal information you provide us in order to enable us to provide you with registry and related services, inform you of our other products and services, perform administrative and operational functions and prevent fraud or crime or where otherwise required or authorised by law. In addition, the issuer of your securityholding may authorise us on their behalf to send you marketing material or include such material in a corporate communication. We may be required to collect your personal information under the Corporations Act 2001 (Cth) and ASX Settlement Operating Rules. We may disclose your personal information to our related bodies corporate and to other individuals or companies who assist us in supplying our services or who perform functions on our behalf, to issuers for whom we maintain securities registers or to third parties upon direction by the issuer where related to the issuer's administration of the securityholding, or where you have otherwise agreed we may disclose it. Some of these recipients may be located outside Australia, including in the following countries: Canada, India, New Zealand, the Philippines, the United Kingdom and the United States of America. For further details, including how to access and correct your personal information, and information on our privacy complaints handling procedure, please contact our Privacy Officer at privacy@computershare.com.au or see our Privacy Policy at <http://www.computershare.com/au/help/Pages/privacy-policies.aspx>.



Sequoia Direct Pty Ltd
 ABN 52 614 536 917 CAR No. 1247917 of:
 Sequoia Asset Management Pty Ltd
 AFSI No. 341506 ABN 70 135 907 550
 Level 7, 7-15 Macquarie Place Sydney NSW 2000
 Phone: 1300 363 766
 Website: www.sequoiadirect.com.au

Sell
 CONFIRMATION

THIS CONFIRMATION
 IS A TAX INVOICE

Mailing Address:
 MR WAYNE GALE &
 MRS MARGARET ANN GALE
 27 YALDARA STREET
 CARSELDINE QLD
 AUSTRALIA 4034

Sell Confirmation Details	
Account No:	D1085491
Transaction No:	43485
Transaction Date:	21/05/2019
As At Date:	
Advisor:	SEQUOIA DIRECT ONLINE
Settlement Date:	23/05/2019

This Day:	We have sold for you	Market:	ASX or CHI-X
Company:	COMPUTERSHARE LIMITED.	Market Code:	CPU
Security:	ORDINARY FULLY PAID	ISIN:	AU000000CPU5

Quantity	Price	Consideration
2,000	16.450000	\$32,900.00
2,000	16.450000	\$32,900.00
	Brokerage	\$24.19
	Misc Fees & Charges	\$0.00
	Application Money	\$0.00
	Total GST Payable	\$2.42
Total Amount Payable: (AUD)		\$32,873.39

Confirmation Conditions
Order: Complete Order
Crossed:
Condition:
Basis of Movement:

Message
This trade was executed and cleared by Morrison Securities Pty Ltd AFSL No. 241737 ABN 50 001 430 342

Confirmation Comment

Registration Details
MR WAYNE GALE MRS MARGARET ANN GALE <GALE FAMILY S/F A/C> 27 YALDARA STREET CARSELDINE QLD 4034

Settlement Instructions
Clearing Participant: Morrison Securities Pty Ltd AFSL No. 241737 ABN 50 001 430 342 Level 7, 7-15 Macquarie Place Sydney NSW 2001 Participant of ASX Group
Settlement PID: 01089
 Biller Code: 18218
Reference: 00010854917

This confirmation is issued by Morrison Securities Pty Ltd (ABN 50 001 430 342 AFSL 241737), subject to the operating rules, procedures, directions, decisions and requirements of ASX Ltd, the ASIC Market Integrity Rules (Securities Markets) 2017, ASX Clear Pty Ltd and ASX Settlement Pty Ltd, the customs and usages of ASX, and the correction of errors and omissions.



Sequoia Direct Pty Ltd
ABN 52 614 536 917 CAR No. 1247917 of:
Sequoia Asset Management Pty Ltd
AFSL No. 341506 ABN 70 135 907 550
Level 7, 7-15 Macquarie Place Sydney NSW 2000
Phone: 1300 363 766
Website: www.sequoiadirect.com.au

Sell
CONFIRMATION

THIS CONFIRMATION
IS A TAX INVOICE

Mailing Address:
MR WAYNE GALE &
MRS MARGARET ANN GALE
27 YALDARA STREET
CARSELDINE QLD
AUSTRALIA 4034

Sell Confirmation Details	
Account No:	D1085491
Transaction No:	4701
Transaction Date:	31/08/2018
As At Date:	30/08/2018
Advisor:	SEQUOIA DIRECT ONLINE
Settlement Date:	03/09/2018

This Day: We have sold for you	Market: ASX or CHI-X
Company: CROWN RESORTS LIMITED	Market Code: CWN
Security: ORDINARY FULLY PAID	ISIN: AU000000CWN6

Quantity	Price	Consideration
1,100	13.750000	\$15,125.00
1,100	13.750000	\$15,125.00
	Brokerage	\$17.73
	Misc Fees & Charges	\$0.00
	Application Money	\$0.00
	Total GST Payable	\$1.77
Total Amount Payable: (AUD)		\$15,105.50

Confirmation Conditions
Order: Complete Order
Crossed:
Condition:
Basis of Movement:

Message
This trade was executed and cleared by Morrison Securities Pty Ltd AFSL No. 241737 ABN 50 001 430 342

Confirmation Comment

Registration Details
MR WAYNE GALE MRS MARGARET ANN GALE <GALE FAMILY S/F A/C> 27 YALDARA STREET CARSELDINE QLD 4034

Settlement Instructions
Clearing Participant: Morrison Securities Pty Ltd AFSL No. 241737 ABN 50 001 430 342 Level 7, 7-15 Macquarie Place Sydney NSW 2001 Participant of ASX Group
Settlement PID: 01089
 Biller Code: 18218
Reference: 00010854917

This confirmation is issued by Morrison Securities Pty Ltd (ABN 50 001 430 342 AFSL 241737), subject to the operating rules, procedures, directions, decisions and requirements of ASX Ltd, the ASIC Market Integrity Rules (Securities Markets) 2017, ASX Clear Pty Ltd and ASX Settlement Pty Ltd, the customs and usages of ASX, and the correction of errors and omissions.



Sequoia Direct Pty Ltd
 ABN 52 614 536 917 CAR No. 1247917 of:
 Sequoia Asset Management Pty Ltd
 AFSI No. 341506 ABN 70 135 907 550
 Level 7, 7-15 Macquarie Place Sydney NSW 2000
 Phone: 1300 363 766
 Website: www.sequoiadirect.com.au

Sell
 CONFIRMATION

THIS CONFIRMATION
 IS A TAX INVOICE

Mailing Address:
 MR WAYNE GALE &
 MRS MARGARET ANN GALE
 27 YALDARA STREET
 CARSELDINE QLD
 AUSTRALIA 4034

Sell Confirmation Details	
Account No:	D1085491
Transaction No:	29181
Transaction Date:	22/02/2019
As At Date:	21/02/2019
Advisor:	SEQUOIA DIRECT ONLINE
Settlement Date:	25/02/2019

This Day:	We have sold for you	Market:	ASX or CHI-X
Company:	NEWCREST MINING LIMITED	Market Code:	NCM
Security:	ORDINARY FULLY PAID	ISIN:	AU000000NCM7


Quantity	Price	Consideration
1,000	23.500000	\$23,500.00
1,000	23.500000	\$23,500.00
	Brokerage	\$17.72
	Misc Fees & Charges	\$0.00
	Application Money	\$0.00
	Total GST Payable	\$1.77
Total Amount Payable: (AUD)		\$23,480.51

Confirmation Conditions
Order: Complete Order
Crossed:
Condition:
Basis of Movement:

Message
This trade was executed and cleared by Morrison Securities Pty Ltd AFSL No. 241737 ABN 50 001 430 342

Confirmation Comment

Registration Details
MR WAYNE GALE MRS MARGARET ANN GALE <GALE FAMILY S/F A/C> 27 YALDARA STREET CARSELDINE QLD 4034

Settlement Instructions
Clearing Participant: Morrison Securities Pty Ltd AFSL No. 241737 ABN 50 001 430 342 Level 7, 7-15 Macquarie Place Sydney NSW 2001 Participant of ASX Group
Settlement PID: 01089
 Biller Code: 18218
Reference: 00010854917

This confirmation is issued by Morrison Securities Pty Ltd (ABN 50 001 430 342 AFSL 241737), subject to the operating rules, procedures, directions, decisions and requirements of ASX Ltd, the ASIC Market Integrity Rules (Securities Markets) 2017, ASX Clear Pty Ltd and ASX Settlement Pty Ltd, the customs and usages of ASX, and the correction of errors and omissions.



Sequoia Direct Pty Ltd
 ABN 52 614 536 917 CAR No. 1247917 of:
 Sequoia Asset Management Pty Ltd
 AFSI No. 341506 ABN 70 135 907 550
 Level 7, 7-15 Macquarie Place Sydney NSW 2000
 Phone: 1300 363 766
 Website: www.sequoiadirect.com.au

Buy
 CONFIRMATION

THIS CONFIRMATION
 IS A TAX INVOICE

Mailing Address:
 MR WAYNE GALE &
 MRS MARGARET ANN GALE
 27 YALDARA STREET
 CARSELDINE QLD
 AUSTRALIA 4034

Buy Confirmation Details	
Account No:	D1085491
Transaction No:	10522
Transaction Date:	08/10/2018
As At Date:	
Advisor:	SEQUOIA DIRECT ONLINE
Settlement Date:	10/10/2018

This Day:	We have bought for you	Market:	ASX or CHI-X
Company:	NEWCREST MINING LIMITED	Market Code:	NCM
Security:	ORDINARY FULLY PAID	ISIN:	AU000000NCM7

Quantity	Price	Consideration
850	19.640000	\$16,694.00
750	19.630000	\$14,722.50
1,600	19.635300	\$31,416.50
	Brokerage	\$22.98
	Misc Fees & Charges	\$0.00
	Application Money	\$0.00
	Total GST Payable	\$2.30
Total Amount Payable: (AUD)		\$31,441.78

Confirmation Conditions
Order: Complete Order
Crossed:
Condition:
Basis of Movement:

Message
This trade was executed and cleared by Morrison Securities Pty Ltd AFSL No. 241737 ABN 50 001 430 342

Confirmation Comment

Registration Details
MR WAYNE GALE MRS MARGARET ANN GALE <GALE FAMILY S/F A/C> 27 YALDARA STREET CARSELDINE QLD 4034

Settlement Instructions
Clearing Participant: Morrison Securities Pty Ltd AFSL No. 241737 ABN 50 001 430 342 Level 7, 7-15 Macquarie Place Sydney NSW 2001 Participant of ASX Group
Settlement PID: 01089
 Biller Code: 18218
Reference: 00010854917

This confirmation is issued by Morrison Securities Pty Ltd (ABN 50 001 430 342 AFSL 241737), subject to the operating rules, procedures, directions, decisions and requirements of ASX Ltd, the ASIC Market Integrity Rules (Securities Markets) 2017, ASX Clear Pty Ltd and ASX Settlement Pty Ltd, the customs and usages of ASX, and the correction of errors and omissions.



Sequoia Direct Pty Ltd
 ABN 52 614 536 917 CAR No. 1247917 of:
 Sequoia Asset Management Pty Ltd
 AFSI No. 341506 ABN 70 135 907 550
 Level 7, 7-15 Macquarie Place Sydney NSW 2000
 Phone: 1300 363 766
 Website: www.sequoiadirect.com.au

Buy
 CONFIRMATION

THIS CONFIRMATION
 IS A TAX INVOICE

Mailing Address:
 MR WAYNE GALE &
 MRS MARGARET ANN GALE
 27 YALDARA STREET
 CARSELDINE QLD
 AUSTRALIA 4034

Buy Confirmation Details	
Account No:	D1085491
Transaction No:	25030
Transaction Date:	25/01/2019
As At Date:	
Advisor:	SEQUOIA DIRECT ONLINE
Settlement Date:	30/01/2019

This Day:	We have bought for you	Market:	ASX or CHI-X
Company:	NEWCREST MINING LIMITED	Market Code:	NCM
Security:	ORDINARY FULLY PAID	ISIN:	AU000000NCM7

Quantity	Price	Consideration
2,000	23.160000	\$46,320.00
2,000	23.160000	\$46,320.00
	Brokerage	\$35.17
	Misc Fees & Charges	\$0.00
	Application Money	\$0.00
	Total GST Payable	\$3.52
Total Amount Payable: (AUD)		\$46,358.69

Confirmation Conditions
Order: Complete Order
Crossed:
Condition:
Basis of Movement:

Message
This trade was executed and cleared by Morrison Securities Pty Ltd AFSL No. 241737 ABN 50 001 430 342

Confirmation Comment

Registration Details
MR WAYNE GALE MRS MARGARET ANN GALE <GALE FAMILY S/F A/C> 27 YALDARA STREET CARSELDINE QLD 4034

Settlement Instructions
Clearing Participant: Morrison Securities Pty Ltd AFSL No. 241737 ABN 50 001 430 342 Level 7, 7-15 Macquarie Place Sydney NSW 2001 Participant of ASX Group
Settlement PID: 01089
 Biller Code: 18218
Reference: 00010854917

This confirmation is issued by Morrison Securities Pty Ltd (ABN 50 001 430 342 AFSL 241737), subject to the operating rules, procedures, directions, decisions and requirements of ASX Ltd, the ASIC Market Integrity Rules (Securities Markets) 2017, ASX Clear Pty Ltd and ASX Settlement Pty Ltd, the customs and usages of ASX, and the correction of errors and omissions.



Sequoia Direct Pty Ltd
ABN 52 614 536 917 CAR No. 1247917 of:
Sequoia Asset Management Pty Ltd
AFSI No. 341506 ABN 70 135 907 550
Level 7, 7-15 Macquarie Place Sydney NSW 2000
Phone: 1300 363 766
Website: www.sequoiadirect.com.au

Sell
CONFIRMATION

THIS CONFIRMATION
IS A TAX INVOICE

Mailing Address:
MR WAYNE GALE &
MRS MARGARET ANN GALE
27 YALDARA STREET
CARSELDINE QLD
AUSTRALIA 4034

Sell Confirmation Details

Account No: D1085491
Transaction No: 28646
Transaction Date: 20/02/2019
As At Date: 19/02/2019
Advisor: SEQUOIA DIRECT ONLINE
Settlement Date: 21/02/2019

This Day: We have sold for you
Company: NEWCREST MINING LIMITED
Security: ORDINARY FULLY PAID

Market: ASX or CHI-X
Market Code: NCM
ISIN: AU000000NCM7

Quantity	Price	Consideration
1,000	23.500000	\$23,500.00
1,000	23.500000	\$23,500.00
	Brokerage	\$17.72
	Misc Fees & Charges	\$0.00
	Application Money	\$0.00
	Total GST Payable	\$1.77
Total Amount Payable: (AUD)		\$23,480.51

Confirmation Conditions

Order:
Complete Order

Crossed:

Condition:

Basis of Movement:
Cum dividend

Message

This trade was executed and cleared by Morrison Securities Pty Ltd
AFSL No. 241737 ABN 50 001 430 342

Confirmation Comment

Registration Details

MR WAYNE GALE
MRS MARGARET ANN GALE
<GALE FAMILY S/F A/C>
27 YALDARA STREET
CARSELDINE QLD 4034

Settlement Instructions

Clearing Participant:
Morrison Securities Pty Ltd
AFSL No. 241737 ABN 50 001 430 342
Level 7, 7-15 Macquarie Place Sydney NSW 2001
Participant of ASX Group

Settlement PID: 01089



Billor Code: 18218

Reference: 00010854917

This confirmation is issued by Morrison Securities Pty Ltd (ABN 50 001 430 342 AFSL 241737), subject to the operating rules, procedures, directions, decisions and requirements of ASX Ltd, the ASIC Market Integrity Rules (Securities Markets) 2017, ASX Clear Pty Ltd and ASX Settlement Pty Ltd, the customs and usages of ASX, and the correction of errors and omissions.



Sequoia Direct Pty Ltd
ABN 52 614 536 917 CAR No. 1247917 of:
Sequoia Asset Management Pty Ltd
AFSI No. 341506 ABN 70 135 907 550
Level 7, 7-15 Macquarie Place Sydney NSW 2000
Phone: 1300 363 766
Website: www.sequoiadirect.com.au

Sell
CONFIRMATION

THIS CONFIRMATION
IS A TAX INVOICE

Mailing Address:
MR WAYNE GALE &
MRS MARGARET ANN GALE
27 YALDARA STREET
CARSELDINE QLD
AUSTRALIA 4034

Sell Confirmation Details

Account No: D1085491
Transaction No: 24898
Transaction Date: 25/01/2019
As At Date: 24/01/2019
Advisor: SEQUOIA DIRECT ONLINE
Settlement Date: 29/01/2019

This Day: We have sold for you
Company: NEWCREST MINING LIMITED
Security: ORDINARY FULLY PAID

Market: ASX or CHI-X
Market Code: NCM
ISIN: AU000000NCM7

Quantity	Price	Consideration
2,200	22.000000	\$48,400.00
2,200	22.000000	\$48,400.00
	Brokerage	\$36.87
	Misc Fees & Charges	\$0.00
	Application Money	\$0.00
	Total GST Payable	\$3.69
Total Amount Payable: (AUD)		\$48,359.44

Confirmation Conditions

Order:
Complete Order

Crossed:

Condition:

Basis of Movement:

Message

This trade was executed and cleared by Morrison Securities Pty Ltd
AFSL No. 241737 ABN 50 001 430 342

Confirmation Comment

Registration Details

MR WAYNE GALE
MRS MARGARET ANN GALE
<GALE FAMILY S/F A/C>
27 YALDARA STREET
CARSELDINE QLD 4034

Settlement Instructions

Clearing Participant:
Morrison Securities Pty Ltd
AFSL No. 241737 ABN 50 001 430 342
Level 7, 7-15 Macquarie Place Sydney NSW 2001
Participant of ASX Group

Settlement PID: 01089



Billor Code: 18218

Reference: 00010854917

This confirmation is issued by Morrison Securities Pty Ltd (ABN 50 001 430 342 AFSL 241737), subject to the operating rules, procedures, directions, decisions and requirements of ASX Ltd, the ASIC Market Integrity Rules (Securities Markets) 2017, ASX Clear Pty Ltd and ASX Settlement Pty Ltd, the customs and usages of ASX, and the correction of errors and omissions.



Sequoia Direct Pty Ltd
 ABN 52 614 536 917 CAR No. 1247917 of:
 Sequoia Asset Management Pty Ltd
 AFSI No. 341506 ABN 70 135 907 550
 Level 7, 7-15 Macquarie Place Sydney NSW 2000
 Phone: 1300 363 766
 Website: www.sequoiadirect.com.au

Sell
 CONFIRMATION

THIS CONFIRMATION
 IS A TAX INVOICE

Mailing Address:
 MR WAYNE GALE &
 MRS MARGARET ANN GALE
 27 YALDARA STREET
 CARSELDINE QLD
 AUSTRALIA 4034

Sell Confirmation Details	
Account No:	D1085491
Transaction No:	9772
Transaction Date:	02/10/2018
As At Date:	
Advisor:	SEQUOIA DIRECT ONLINE
Settlement Date:	04/10/2018

This Day:	We have sold for you	Market:	ASX or CHI-X
Company:	NAVIGATOR GLOBAL INVESTMENTS LIMITED	Market Code:	NGI
Security:	ORDINARY FULLY PAID	ISIN:	AU000000NGI6


Quantity	Price	Consideration
4,500	5.150000	\$23,175.00
4,500	5.150000	\$23,175.00
	Brokerage	\$17.72
	Misc Fees & Charges	\$0.00
	Application Money	\$0.00
	Total GST Payable	\$1.77
Total Amount Payable: (AUD)		\$23,155.51

Confirmation Conditions
Order: Complete Order
Crossed:
Condition:
Basis of Movement:

Message
This trade was executed and cleared by Morrison Securities Pty Ltd AFSL No. 241737 ABN 50 001 430 342

Confirmation Comment

Registration Details
MR WAYNE GALE MRS MARGARET ANN GALE <GALE FAMILY S/F A/C> 27 YALDARA STREET CARSELDINE QLD 4034

Settlement Instructions
Clearing Participant: Morrison Securities Pty Ltd AFSL No. 241737 ABN 50 001 430 342 Level 7, 7-15 Macquarie Place Sydney NSW 2001 Participant of ASX Group
Settlement PID: 01089
 Biller Code: 18218
Reference: 00010854917

This confirmation is issued by Morrison Securities Pty Ltd (ABN 50 001 430 342 AFSL 241737), subject to the operating rules, procedures, directions, decisions and requirements of ASX Ltd, the ASIC Market Integrity Rules (Securities Markets) 2017, ASX Clear Pty Ltd and ASX Settlement Pty Ltd, the customs and usages of ASX, and the correction of errors and omissions.

CONFIRMATION**SELL**

Sequoia Direct Pty Ltd
ABN 52 614 536 917 CAR NO. 001247917 of Sequoia Asset Management Pty Ltd
AFSL 341506 ABN 70 135 907 550

Level 7, 7-15 Macquarie Place, Sydney NSW 2000 PO Box R1837, Royal Exchange NSW 1225
 Tel 1300 130 545 Fax (61-2) 8114 2200 Internet: www.sequoiadirect.com.au

This trade was executed by D2MX Pty Limited AFSL 297950 ABN 98 113 959 596 ("D2MX") and cleared by Pershing Securities Australia Pty Ltd AFSL No 338264 ABN 60 136 184 962.

THIS CONFIRMATION IS A TAX INVOICE

This confirmation is issued by D2MX Pty Ltd subject to the directions, decisions and requirements of the ASX, the ASIC Market Integrity Rules, the ASX Operating Rules, the ASX Clear Operating Rules and where relevant the ASX Settlement Operating Rules, the customs and usages of ASX, and the correction of errors and omissions.

MR WAYNE GALE & MRS MARGARET ANN
 GALE
 GALE FAMILY S/F A/C
 27 YALDARA STREET
 CARSELDINE QLD 4034

Sequoia Direct Pty Ltd has sold for you
COMPANY: QBE INSURANCE GROUP LIMITED
SECURITY: ORDINARY FULLY PAID

Market	ASX
Market Code:	QBE
ISIN	AU000000QBE9

Account No. D1085491
Advisor Sequoia Direct Online
Confirmation No. 48785158
Confirmation Date 24/08/2018
Trade Date 22/08/2018
 Exercise of Call

Last of Order
 CHESSE Sponsored

QUANTITY	PRICE	CONSIDERATION
3,000	10.250000	30,750.00
TOTAL	AVERAGE	TOTAL
3,000	10.250000	\$30,750.00
All brokerage and fees have been charged by Sequoia Direct Pty Ltd		
Brokerage (0.09%)		\$27.45
GST		\$2.75
NET PROCEEDS		\$30,719.80

ASX SETTLEMENT DATE 24/08/2018

Settlement Instructions

**IF THIS HOLDING IS CHESSE SPONSORED BY PERSHING SECURITIES AUSTRALIA PTY LTD,
 NO ADDITIONAL SECURITY INFORMATION IS REQUIRED**

OTHERWISE

If the information has not been supplied to your advisor at the time of placing your order, please supply immediately your:-

SRN - Security Reference Number (If the holding is not CHESSE sponsored by PERSHING SECURITIES AUSTRALIA PTY LTD)

PAYMENT INSTRUCTION

If this Information has not been supplied or you wish to make a change to your standing instructions, kindly contact your advisor by telephone immediately.

CONFIRMATION**SELL**

Sequoia Direct Pty Ltd
ABN 52 614 536 917 CAR NO. 001247917 of Sequoia Asset Management Pty Ltd
AFSL 341506 ABN 70 135 907 550

Level 7, 7-15 Macquarie Place, Sydney NSW 2000 PO Box R1837, Royal Exchange NSW 1225
 Tel 1300 130 545 Fax (61-2) 8114 2200 Internet: www.sequoadirect.com.au

This trade was executed by D2MX Pty Limited AFSL 297950 ABN 98 113 959 596 ("D2MX") and cleared by Pershing Securities Australia Pty Ltd AFSL No 338264 ABN 60 136 184 962.

THIS CONFIRMATION IS A TAX INVOICE

This confirmation is issued by D2MX Pty Ltd subject to the directions, decisions and requirements of the ASX, the ASIC Market Integrity Rules, the ASX Operating Rules, the ASX Clear Operating Rules and where relevant the ASX Settlement Operating Rules, the customs and usages of ASX, and the correction of errors and omissions.

MR WAYNE GALE & MRS MARGARET ANN
 GALE
 GALE FAMILY S/F A/C
 27 YALDARA STREET
 CARSELDINE QLD 4034

Sequoia Direct Pty Ltd has sold for you
COMPANY: QBE INSURANCE GROUP LIMITED
SECURITY: ORDINARY FULLY PAID

Market	ASX
Market Code:	QBE
ISIN	AU000000QBE9

Account No. D1085491
Advisor Sequoia Direct Online
Confirmation No. 48785158
Confirmation Date 24/08/2018
Trade Date 22/08/2018
 Exercise of Call

Last of Order
 CHESSE Sponsored

QUANTITY	PRICE	CONSIDERATION
3,000	10.250000	30,750.00
TOTAL	AVERAGE	TOTAL
3,000	10.250000	\$30,750.00
All brokerage and fees have been charged by Sequoia Direct Pty Ltd		
Brokerage (0.09%)		\$27.45
GST		\$2.75
NET PROCEEDS		\$30,719.80

ASX SETTLEMENT DATE 24/08/2018

Settlement Instructions

**IF THIS HOLDING IS CHESSE SPONSORED BY PERSHING SECURITIES AUSTRALIA PTY LTD,
 NO ADDITIONAL SECURITY INFORMATION IS REQUIRED**

OTHERWISE

If the information has not been supplied to your advisor at the time of placing your order, please supply immediately your:-

SRN - Security Reference Number (If the holding is not CHESSE sponsored by PERSHING SECURITIES AUSTRALIA PTY LTD)

PAYMENT INSTRUCTION

If this Information has not been supplied or you wish to make a change to your standing instructions, kindly contact your advisor by telephone immediately.



Sequoia Direct Pty Ltd
 ABN 52 614 536 917 CAR No. 1247917 of:
 Sequoia Asset Management Pty Ltd
 AFSI No. 341506 ABN 70 135 907 550
 Level 7, 7-15 Macquarie Place Sydney NSW 2000
 Phone: 1300 363 766
 Website: www.sequoiadirect.com.au

Buy
 CONFIRMATION

THIS CONFIRMATION
 IS A TAX INVOICE

Mailing Address:
 MR WAYNE GALE &
 MRS MARGARET ANN GALE
 27 YALDARA STREET
 CARSELDINE QLD
 AUSTRALIA 4034

Buy Confirmation Details	
Account No:	D1085491
Transaction No:	3810
Transaction Date:	28/08/2018
As At Date:	
Advisor:	SEQUOIA DIRECT ONLINE
Settlement Date:	30/08/2018

This Day: We have bought for you	Market: ASX or CHI-X
Company: QBE INSURANCE GROUP LIMITED	Market Code: QBE
Security: ORDINARY FULLY PAID	ISIN: AU000000QBE9

Quantity	Price	Consideration
3,000	10.940000	\$32,820.00
3,000	10.940000	\$32,820.00
	Brokerage	\$24.13
	Misc Fees & Charges	\$0.00
	Application Money	\$0.00
	Total GST Payable	\$2.41
Total Amount Payable: (AUD)		\$32,846.54

Confirmation Conditions
Order: Complete Order
Crossed:
Condition:
Basis of Movement:

Message
This trade was executed and cleared by Morrison Securities Pty Ltd AFSL No. 241737 ABN 50 001 430 342

Confirmation Comment

Registration Details
MR WAYNE GALE MRS MARGARET ANN GALE <GALE FAMILY S/F A/C> 27 YALDARA STREET CARSELDINE QLD 4034

Settlement Instructions
Clearing Participant: Morrison Securities Pty Ltd AFSL No. 241737 ABN 50 001 430 342 Level 7, 7-15 Macquarie Place Sydney NSW 2001 Participant of ASX Group
Settlement PID: 01089
 Biller Code: 18218
Reference: 00010854917

This confirmation is issued by Morrison Securities Pty Ltd (ABN 50 001 430 342 AFSL 241737), subject to the operating rules, procedures, directions, decisions and requirements of ASX Ltd, the ASIC Market Integrity Rules (Securities Markets) 2017, ASX Clear Pty Ltd and ASX Settlement Pty Ltd, the customs and usages of ASX, and the correction of errors and omissions.

CONFIRMATION**SELL****Sequoia Direct Pty Ltd**

ABN 52 614 536 917 CAR NO. 001247917 of Sequoia Asset Management Pty Ltd
AFSL 341506 ABN 70 135 907 550

Level 7, 7-15 Macquarie Place, Sydney NSW 2000 PO Box R1837, Royal Exchange NSW 1225
 Tel 1300 130 545 Fax (61-2) 8114 2200 Internet: www.sequoadirect.com.au

This trade was executed by D2MX Pty Limited AFSL 297950 ABN 98 113 959 596 ("D2MX") and
 cleared by Pershing Securities Australia Pty Ltd AFSL No 338264 ABN 60 136 184 962.

**THIS CONFIRMATION
IS A TAX INVOICE**

This confirmation is issued by D2MX Pty Ltd subject to the directions, decisions and requirements of the ASX, the ASIC Market Integrity Rules, the ASX Operating Rules, the ASX Clear Operating Rules and where relevant the ASX Settlement Operating Rules, the customs and usages of ASX, and the correction of errors and omissions.

MR WAYNE GALE & MRS MARGARET ANN
 GALE
 GALE FAMILY S/F A/C
 27 YALDARA STREET
 CARSELDINE QLD 4034

Sequoia Direct Pty Ltd has sold for you
COMPANY: SONIC HEALTHCARE LIMITED
SECURITY: ORDINARY FULLY PAID

Market	ASX
Market Code:	SHL
ISIN	AU000000SHL7

Account No. D1085491
Advisor Sequoia Direct Online
Confirmation No. 47177380
Confirmation Date 27/07/2018
Trade Date 26/07/2018
 Exercise of Call

Last of Order
 CHESSE Sponsored

QUANTITY	PRICE	CONSIDERATION
1,200	24.500000	29,400.00
TOTAL	AVERAGE	TOTAL
1,200	24.500000	\$29,400.00
All brokerage and fees have been charged by Sequoia Direct Pty Ltd		
Brokerage (0.08%)		\$24.05
GST		\$2.41
NET PROCEEDS		\$29,373.54

ASX SETTLEMENT DATE 30/07/2018

Settlement Instructions

**IF THIS HOLDING IS CHESSE SPONSORED BY PERSHING SECURITIES AUSTRALIA PTY LTD,
NO ADDITIONAL SECURITY INFORMATION IS REQUIRED**

OTHERWISE

If the information has not been supplied to your advisor at the time of placing your order, please supply immediately your:-

SRN - Security Reference Number (If the holding is not CHESSE sponsored by PERSHING SECURITIES AUSTRALIA PTY LTD)

PAYMENT INSTRUCTION

If this Information has not been supplied or you wish to make a change to your standing instructions, kindly contact your advisor by telephone immediately.



Sequoia Direct Pty Ltd
 ABN 52 614 536 917 CAR No. 1247917 of:
 Sequoia Asset Management Pty Ltd
 AFSI No. 341506 ABN 70 135 907 550
 Level 7, 7-15 Macquarie Place Sydney NSW 2000
 Phone: 1300 363 766
 Website: www.sequoiadirect.com.au

Sell
 CONFIRMATION

THIS CONFIRMATION
 IS A TAX INVOICE

Mailing Address:
 MR WAYNE GALE &
 MRS MARGARET ANN GALE
 27 YALDARA STREET
 CARSELDINE QLD
 AUSTRALIA 4034

Sell Confirmation Details	
Account No:	D1085491
Transaction No:	3552
Transaction Date:	28/08/2018
As At Date:	27/08/2018
Advisor:	SEQUOIA DIRECT ONLINE
Settlement Date:	29/08/2018

This Day:	We have sold for you	Market:	ASX or CHI-X
Company:	SANTOS LIMITED	Market Code:	STO
Security:	ORDINARY FULLY PAID	ISIN:	AU000000STO6

Quantity	Price	Consideration
3,000	6.500000	\$19,500.00
3,000	6.500000	\$19,500.00
	Brokerage	\$17.73
	Misc Fees & Charges	\$0.00
	Application Money	\$0.00
	Total GST Payable	\$1.77
Total Amount Payable: (AUD)		\$19,480.50

Confirmation Conditions
Order: Complete Order
Crossed:
Condition:
Basis of Movement: Cum dividend

Message
This trade was executed and cleared by Morrison Securities Pty Ltd AFSL No. 241737 ABN 50 001 430 342

Confirmation Comment

Registration Details
MR WAYNE GALE MRS MARGARET ANN GALE <GALE FAMILY S/F A/C> 27 YALDARA STREET CARSELDINE QLD 4034

Settlement Instructions
Clearing Participant: Morrison Securities Pty Ltd AFSL No. 241737 ABN 50 001 430 342 Level 7, 7-15 Macquarie Place Sydney NSW 2001 Participant of ASX Group
Settlement PID: 01089
 Biller Code: 18218
Reference: 00010854917

This confirmation is issued by Morrison Securities Pty Ltd (ABN 50 001 430 342 AFSL 241737), subject to the operating rules, procedures, directions, decisions and requirements of ASX Ltd, the ASIC Market Integrity Rules (Securities Markets) 2017, ASX Clear Pty Ltd and ASX Settlement Pty Ltd, the customs and usages of ASX, and the correction of errors and omissions.

CONFIRMATION**SELL**

Sequoia Direct Pty Ltd
ABN 52 614 536 917 CAR NO. 001247917 of Sequoia Asset Management Pty Ltd
AFSL 341506 ABN 70 135 907 550

Level 7, 7-15 Macquarie Place, Sydney NSW 2000 PO Box R1837, Royal Exchange NSW 1225
 Tel 1300 130 545 Fax (61-2) 8114 2200 Internet: www.sequoiadirect.com.au

This trade was executed by D2MX Pty Limited AFSL 297950 ABN 98 113 959 596 ("D2MX") and cleared by Pershing Securities Australia Pty Ltd AFSL No 338264 ABN 60 136 184 962.

THIS CONFIRMATION IS A TAX INVOICE

This confirmation is issued by D2MX Pty Ltd subject to the directions, decisions and requirements of the ASX, the ASIC Market Integrity Rules, the ASX Operating Rules, the ASX Clear Operating Rules and where relevant the ASX Settlement Operating Rules, the customs and usages of ASX, and the correction of errors and omissions.

MR WAYNE GALE & MRS MARGARET ANN
 GALE
 GALE FAMILY S/F A/C
 27 YALDARA STREET
 CARSELDINE QLD 4034

Sequoia Direct Pty Ltd has sold for you
COMPANY: SANTOS LIMITED
SECURITY: ORDINARY FULLY PAID

Market	ASX
Market Code:	STO
ISIN	AU000000STO6

Account No. D1085491
Advisor Sequoia Direct Online
Confirmation No. 47177458
Confirmation Date 27/07/2018
Trade Date 26/07/2018
 Exercise of Call

Last of Order
 CHESSE Sponsored
 Minimum brokerage charged

ASX SETTLEMENT DATE 30/07/2018

QUANTITY	PRICE	CONSIDERATION
3,400	6.000000	20,400.00
TOTAL	AVERAGE	TOTAL
3,400	6.000000	\$20,400.00
All brokerage and fees have been charged by Sequoia Direct Pty Ltd		
Brokerage		\$13.18
GST		\$1.32
NET PROCEEDS		\$20,385.50

Settlement Instructions

**IF THIS HOLDING IS CHESSE SPONSORED BY PERSHING SECURITIES AUSTRALIA PTY LTD,
 NO ADDITIONAL SECURITY INFORMATION IS REQUIRED**

OTHERWISE

If the information has not been supplied to your advisor at the time of placing your order, please supply immediately your:-

SRN - Security Reference Number (If the holding is not CHESSE sponsored by PERSHING SECURITIES AUSTRALIA PTY LTD)

PAYMENT INSTRUCTION

If this Information has not been supplied or you wish to make a change to your standing instructions, kindly contact your advisor by telephone immediately.

CONFIRMATION**BUY**

Sequoia Direct Pty Ltd
ABN 52 614 536 917 CAR NO. 001247917 of Sequoia Asset Management Pty Ltd
AFSL 341506 ABN 70 135 907 550

Level 7, 7-15 Macquarie Place, Sydney NSW 2000 PO Box R1837, Royal Exchange NSW 1225
 Tel 1300 130 545 Fax (61-2) 8114 2200 Internet: www.sequoiadirect.com.au

This trade was executed by D2MX Pty Limited AFSL 297950 ABN 98 113 959 596 ("D2MX") and cleared by Pershing Securities Australia Pty Ltd AFSL No 338264 ABN 60 136 184 962.

THIS CONFIRMATION IS A TAX INVOICE	This confirmation is issued by D2MX Pty Ltd subject to the directions, decisions and requirements of the ASX, the ASIC Market Integrity Rules, the ASX Operating Rules, the ASX Clear Operating Rules and where relevant the ASX Settlement Operating Rules, the customs and usages of ASX, and the correction of errors and omissions.
---	---

MR WAYNE GALE &
 MRS MARGARET ANN GALE
 GALE FAMILY S/F A/C
 27 YALDARA STREET
 CARSELDINE QLD 4034

Recorded Registration Details
 MR WAYNE GALE +
 MRS MARGARET ANN GALE
 <GALE FAMILY S/F A/C>
 27 YALDARA STREET
 CARSELDINE QLD 4034

Sequoia Direct Pty Ltd has bought for you
COMPANY: SANTOS LIMITED
SECURITY: ORDINARY FULLY PAID

Market	ASX
Market Code:	STO
ISIN	AU000000STO6

Account No.	D1085491
Advisor	Sequoia Direct Online
Confirmation No.	47319331
Confirmation Date	30/07/2018
Trade Date	30/07/2018
Last of Order	
Funds from CMT	
ASX SETTLEMENT DATE 01/08/2018	

QUANTITY	PRICE	CONSIDERATION
2,906	6.390000	18,569.34
TOTAL	AVERAGE	TOTAL
2,906	6.390000	\$18,569.34
All brokerage and fees have been charged by Sequoia Direct Pty Ltd		
Brokerage (0.07%)		\$13.18
GST		\$1.32
AMOUNT DUE AND PAYABLE		\$18,583.84

SETTLEMENT INFORMATION

Payment is due by the Settlement Date. Automatic sweep from your CMT or bank account will occur on Settlement Date.

Alternative payment methods and the times the payment is to be made to ensure delivery by Settlement Date are listed below:

1. BPAY (Please schedule before 6.00pm the day before Settlement Date)
2. Deposit at any Westpac Branch the day before Settlement Date using the slip below .
3. EFT Funds to Pershing Securities Australia Pty Ltd
 BSB 032024 Account 259486
 Reference - D1085491

**Biller Code: 244764****Ref: 01085491114**

Contact your participating bank, credit union or building society to make this payment from your cheque or savings account



Sequoia Direct Pty Ltd
 ABN 52 614 536 917 CAR No. 1247917 of:
 Sequoia Asset Management Pty Ltd
 AFSI No. 341506 ABN 70 135 907 550
 Level 7, 7-15 Macquarie Place Sydney NSW 2000
 Phone: 1300 363 766
 Website: www.sequoiadirect.com.au

Sell
 CONFIRMATION

THIS CONFIRMATION
 IS A TAX INVOICE

Mailing Address:
 MR WAYNE GALE &
 MRS MARGARET ANN GALE
 27 YALDARA STREET
 CARSELDINE QLD
 AUSTRALIA 4034

Sell Confirmation Details	
Account No:	D1085491
Transaction No:	50353
Transaction Date:	28/06/2019
As At Date:	27/06/2019
Advisor:	SEQUOIA DIRECT ONLINE
Settlement Date:	01/07/2019

This Day:	We have sold for you	Market:	ASX or CHI-X
Company:	TELSTRA CORPORATION LIMITED.	Market Code:	TLS
Security:	ORDINARY FULLY PAID	ISIN:	AU000000TLS2

Quantity	Price	Consideration
14,000	3.680000	\$51,520.00
14,000	3.680000	\$51,520.00
	Brokerage	\$39.43
	Misc Fees & Charges	\$0.00
	Application Money	\$0.00
	Total GST Payable	\$3.94
Total Amount Payable: (AUD)		\$51,476.63

Confirmation Conditions
Order: Complete Order
Crossed:
Condition:
Basis of Movement:

Message
This trade was executed and cleared by Morrison Securities Pty Ltd AFSL No. 241737 ABN 50 001 430 342

Confirmation Comment

Registration Details
MR WAYNE GALE MRS MARGARET ANN GALE <GALE FAMILY S/F A/C> 27 YALDARA STREET CARSELDINE QLD 4034

Settlement Instructions
Clearing Participant: Morrison Securities Pty Ltd AFSL No. 241737 ABN 50 001 430 342 Level 7, 7-15 Macquarie Place Sydney NSW 2001 Participant of ASX Group
Settlement PID: 01089
 Biller Code: 18218
Reference: 00010854917

This confirmation is issued by Morrison Securities Pty Ltd (ABN 50 001 430 342 AFSL 241737), subject to the operating rules, procedures, directions, decisions and requirements of ASX Ltd, the ASIC Market Integrity Rules (Securities Markets) 2017, ASX Clear Pty Ltd and ASX Settlement Pty Ltd, the customs and usages of ASX, and the correction of errors and omissions.

CONFIRMATION**SELL**

Sequoia Direct Pty Ltd
ABN 52 614 536 917 CAR NO. 001247917 of Sequoia Asset Management Pty Ltd
AFSL 341506 ABN 70 135 907 550

Level 7, 7-15 Macquarie Place, Sydney NSW 2000 PO Box R1837, Royal Exchange NSW 1225
 Tel 1300 130 545 Fax (61-2) 8114 2200 Internet: www.sequoadirect.com.au

This trade was executed by D2MX Pty Limited AFSL 297950 ABN 98 113 959 596 ("D2MX") and cleared by Pershing Securities Australia Pty Ltd AFSL No 338264 ABN 60 136 184 962.

THIS CONFIRMATION IS A TAX INVOICE

This confirmation is issued by D2MX Pty Ltd subject to the directions, decisions and requirements of the ASX, the ASIC Market Integrity Rules, the ASX Operating Rules, the ASX Clear Operating Rules and where relevant the ASX Settlement Operating Rules, the customs and usages of ASX, and the correction of errors and omissions.

MR WAYNE GALE & MRS MARGARET ANN
 GALE
 GALE FAMILY S/F A/C
 27 YALDARA STREET
 CARSELDINE QLD 4034

Sequoia Direct Pty Ltd has sold for you
COMPANY: TELSTRA CORPORATION LIMITED.
SECURITY: ORDINARY FULLY PAID

Market	ASX
Market Code:	TLS
ISIN	AU000000TLS2

Account No. D1085491
Advisor Sequoia Direct Online
Confirmation No. 48391527
Confirmation Date 17/08/2018
Trade Date 16/08/2018
 Exercise of Call

Last of Order
 CHESSE Sponsored
 Minimum brokerage charged

ASX SETTLEMENT DATE 20/08/2018

QUANTITY	PRICE	CONSIDERATION
7,000	2.770000	19,390.00
TOTAL	AVERAGE	TOTAL
7,000	2.770000	\$19,390.00
All brokerage and fees have been charged by Sequoia Direct Pty Ltd		
Brokerage		\$13.18
GST		\$1.32
NET PROCEEDS		\$19,375.50

Settlement Instructions

**IF THIS HOLDING IS CHESSE SPONSORED BY PERSHING SECURITIES AUSTRALIA PTY LTD,
 NO ADDITIONAL SECURITY INFORMATION IS REQUIRED**

OTHERWISE

If the information has not been supplied to your advisor at the time of placing your order, please supply immediately your:-

SRN - Security Reference Number (If the holding is not CHESSE sponsored by PERSHING SECURITIES AUSTRALIA PTY LTD)

PAYMENT INSTRUCTION

If this Information has not been supplied or you wish to make a change to your standing instructions, kindly contact your advisor by telephone immediately.

CONFIRMATION**BUY**

Sequoia Direct Pty Ltd
ABN 52 614 536 917 CAR NO. 001247917 of Sequoia Asset Management Pty Ltd
AFSL 341506 ABN 70 135 907 550

Level 7, 7-15 Macquarie Place, Sydney NSW 2000 PO Box R1837, Royal Exchange NSW 1225
 Tel 1300 130 545 Fax (61-2) 8114 2200 Internet: www.sequoiadirect.com.au

This trade was executed by D2MX Pty Limited AFSL 297950 ABN 98 113 959 596 ("D2MX") and cleared by Pershing Securities Australia Pty Ltd AFSL No 338264 ABN 60 136 184 962.

THIS CONFIRMATION IS A TAX INVOICE

This confirmation is issued by D2MX Pty Ltd subject to the directions, decisions and requirements of the ASX, the ASIC Market Integrity Rules, the ASX Operating Rules, the ASX Clear Operating Rules and where relevant the ASX Settlement Operating Rules, the customs and usages of ASX, and the correction of errors and omissions.

MR WAYNE GALE &
 MRS MARGARET ANN GALE
 GALE FAMILY S/F A/C
 27 YALDARA STREET
 CARSELDINE QLD 4034

Recorded Registration Details

MR WAYNE GALE +
 MRS MARGARET ANN GALE
 <GALE FAMILY S/F A/C>
 27 YALDARA STREET
 CARSELDINE QLD 4034

Sequoia Direct Pty Ltd has bought for you
COMPANY: TELSTRA CORPORATION LIMITED.
SECURITY: ORDINARY FULLY PAID

Market	ASX
Market Code:	TLS
ISIN	AU000000TLS2

Account No. D1085491
Advisor Sequoia Direct Online
Confirmation No. 48391864
Confirmation Date 17/08/2018
Trade Date 17/08/2018

Last of Order
 Funds from CMT

QUANTITY	PRICE	CONSIDERATION
14,000	3.060000	42,840.00
TOTAL	AVERAGE	TOTAL
14,000	3.060000	\$42,840.00
All brokerage and fees have been charged by Sequoia Direct Pty Ltd		
Brokerage (0.08%)		\$35.05
GST		\$3.51
AMOUNT DUE AND PAYABLE		\$42,878.56

ASX SETTLEMENT DATE 21/08/2018

SETTLEMENT INFORMATION

Payment is due by the Settlement Date. Automatic sweep from your CMT or bank account will occur on Settlement Date.

Alternative payment methods and the times the payment is to be made to ensure delivery by Settlement Date are listed below:

1. BPAY (Please schedule before 6.00pm the day before Settlement Date)
2. Deposit at any Westpac Branch the day before Settlement Date using the slip below .
3. EFT Funds to Pershing Securities Australia Pty Ltd
 BSB 032024 Account 259486
 Reference - D1085491



Biller Code: 244764
Ref: 01085491114

Contact your participating bank, credit union or building society to make this payment from your cheque or savings account



Sequoia Direct Pty Ltd
 ABN 52 614 536 917 CAR No. 1247917 of:
 Sequoia Asset Management Pty Ltd
 AFSI No. 341506 ABN 70 135 907 550
 Level 7, 7-15 Macquarie Place Sydney NSW 2000
 Phone: 1300 363 766
 Website: www.sequoiadirect.com.au

Sell
 CONFIRMATION

THIS CONFIRMATION
 IS A TAX INVOICE

Mailing Address:
 MR WAYNE GALE &
 MRS MARGARET ANN GALE
 27 YALDARA STREET
 CARSELDINE QLD
 AUSTRALIA 4034

Sell Confirmation Details	
Account No:	D1085491
Transaction No:	29182
Transaction Date:	22/02/2019
As At Date:	21/02/2019
Advisor:	SEQUOIA DIRECT ONLINE
Settlement Date:	25/02/2019

This Day: We have sold for you	Market: ASX or CHI-X
Company: WESTPAC BANKING CORPORATION	Market Code: WBC
Security: ORDINARY FULLY PAID	ISIN: AU000000WBC1

Quantity	Price	Consideration
2,000	25.500000	\$51,000.00
2,000	25.500000	\$51,000.00
	Brokerage	\$39.00
	Misc Fees & Charges	\$0.00
	Application Money	\$0.00
	Total GST Payable	\$3.90
Total Amount Payable: (AUD)		\$50,957.10

Confirmation Conditions
Order: Complete Order
Crossed:
Condition:
Basis of Movement:

Message
This trade was executed and cleared by Morrison Securities Pty Ltd AFSL No. 241737 ABN 50 001 430 342

Confirmation Comment

Registration Details
MR WAYNE GALE MRS MARGARET ANN GALE <GALE FAMILY S/F A/C> 27 YALDARA STREET CARSELDINE QLD 4034

Settlement Instructions
Clearing Participant: Morrison Securities Pty Ltd AFSL No. 241737 ABN 50 001 430 342 Level 7, 7-15 Macquarie Place Sydney NSW 2001 Participant of ASX Group
Settlement PID: 01089
 Biller Code: 18218
Reference: 00010854917

This confirmation is issued by Morrison Securities Pty Ltd (ABN 50 001 430 342 AFSL 241737), subject to the operating rules, procedures, directions, decisions and requirements of ASX Ltd, the ASIC Market Integrity Rules (Securities Markets) 2017, ASX Clear Pty Ltd and ASX Settlement Pty Ltd, the customs and usages of ASX, and the correction of errors and omissions.

CONFIRMATION**SELL****Sequoia Direct Pty Ltd**

ABN 52 614 536 917 CAR NO. 001247917 of Sequoia Asset Management Pty Ltd
AFSL 341506 ABN 70 135 907 550

Level 7, 7-15 Macquarie Place, Sydney NSW 2000 PO Box R1837, Royal Exchange NSW 1225
 Tel 1300 130 545 Fax (61-2) 8114 2200 Internet: www.sequoadirect.com.au

This trade was executed by D2MX Pty Limited AFSL 297950 ABN 98 113 959 596 ("D2MX") and
 cleared by Pershing Securities Australia Pty Ltd AFSL No 338264 ABN 60 136 184 962.

**THIS CONFIRMATION
IS A TAX INVOICE**

This confirmation is issued by D2MX Pty Ltd subject to the directions, decisions and requirements of the ASX, the ASIC Market Integrity Rules, the ASX Operating Rules, the ASX Clear Operating Rules and where relevant the ASX Settlement Operating Rules, the customs and usages of ASX, and the correction of errors and omissions.

MR WAYNE GALE & MRS MARGARET ANN
GALE
GALE FAMILY S/F A/C
27 YALDARA STREET
CARSELDINE QLD 4034

Sequoia Direct Pty Ltd has sold for you
COMPANY: WESFARMERS LIMITED
SECURITY: ORDINARY FULLY PAID

Market	ASX
Market Code:	WES
ISIN	AU000000WES1

Account No. D1085491
Advisor Sequoia Direct Online
Confirmation No. 47177735
Confirmation Date 27/07/2018
Trade Date 26/07/2018
 Exercise of Call

Last of Order
 CHESSE Sponsored

QUANTITY	PRICE	CONSIDERATION
1,200	45.500000	54,600.00
TOTAL	AVERAGE	TOTAL
1,200	45.500000	\$54,600.00
All brokerage and fees have been charged by Sequoia Direct Pty Ltd		
Brokerage (0.08%)		\$44.67
GST		\$4.47
NET PROCEEDS		\$54,550.86

ASX SETTLEMENT DATE 30/07/2018

Settlement Instructions

**IF THIS HOLDING IS CHESSE SPONSORED BY PERSHING SECURITIES AUSTRALIA PTY LTD,
NO ADDITIONAL SECURITY INFORMATION IS REQUIRED**

OTHERWISE

If the information has not been supplied to your advisor at the time of placing your order, please supply immediately your:-

SRN - Security Reference Number (If the holding is not CHESSE sponsored by PERSHING SECURITIES AUSTRALIA PTY LTD)

PAYMENT INSTRUCTION

If this Information has not been supplied or you wish to make a change to your standing instructions, kindly contact your advisor by telephone immediately.

CONFIRMATION**BUY**

Sequoia Direct Pty Ltd
ABN 52 614 536 917 CAR NO. 001247917 of Sequoia Asset Management Pty Ltd
AFSL 341506 ABN 70 135 907 550

Level 7, 7-15 Macquarie Place, Sydney NSW 2000 PO Box R1837, Royal Exchange NSW 1225
 Tel 1300 130 545 Fax (61-2) 8114 2200 Internet: www.sequoiadirect.com.au

This trade was executed by D2MX Pty Limited AFSL 297950 ABN 98 113 959 596 ("D2MX") and cleared by Pershing Securities Australia Pty Ltd AFSL No 338264 ABN 60 136 184 962.

THIS CONFIRMATION IS A TAX INVOICE

This confirmation is issued by D2MX Pty Ltd subject to the directions, decisions and requirements of the ASX, the ASIC Market Integrity Rules, the ASX Operating Rules, the ASX Clear Operating Rules and where relevant the ASX Settlement Operating Rules, the customs and usages of ASX, and the correction of errors and omissions.

MR WAYNE GALE &
 MRS MARGARET ANN GALE
 GALE FAMILY S/F A/C
 27 YALDARA STREET
 CARSELDINE QLD 4034

Recorded Registration Details

MR WAYNE GALE +
 MRS MARGARET ANN GALE
 <GALE FAMILY S/F A/C>
 27 YALDARA STREET
 CARSELDINE QLD 4034

Sequoia Direct Pty Ltd has bought for you
COMPANY: WESFARMERS LIMITED
SECURITY: ORDINARY FULLY PAID

Market	ASX
Market Code:	WES
ISIN	AU000000WES1

Account No. D1085491
Advisor Sequoia Direct Online
Confirmation No. 47319621
Confirmation Date 30/07/2018
Trade Date 30/07/2018

Last of Order
 Funds from CMT

QUANTITY	PRICE	CONSIDERATION
1,150	49.640000	57,086.00
TOTAL	AVERAGE	TOTAL
1,150	49.640000	\$57,086.00
All brokerage and fees have been charged by Sequoia Direct Pty Ltd		
Brokerage (0.08%)		\$46.71
GST		\$4.67
AMOUNT DUE AND PAYABLE		\$57,137.38

ASX SETTLEMENT DATE 01/08/2018

SETTLEMENT INFORMATION

Payment is due by the Settlement Date. Automatic sweep from your CMT or bank account will occur on Settlement Date.

Alternative payment methods and the times the payment is to be made to ensure delivery by Settlement Date are listed below:

1. BPAY (Please schedule before 6.00pm the day before Settlement Date)
2. Deposit at any Westpac Branch the day before Settlement Date using the slip below .
3. EFT Funds to Pershing Securities Australia Pty Ltd
 BSB 032024 Account 259486
 Reference - D1085491



Biller Code: 244764

Ref: 01085491114

Contact your participating bank, credit union or building society to make this payment from your cheque or savings account

CONFIRMATION**BUY**

Sequoia Direct Pty Ltd
ABN 52 614 536 917 CAR NO. 001247917 of Sequoia Asset Management Pty Ltd
AFSL 341506 ABN 70 135 907 550

Level 7, 7-15 Macquarie Place, Sydney NSW 2000 PO Box R1837, Royal Exchange NSW 1225
 Tel 1300 130 545 Fax (61-2) 8114 2200 Internet: www.sequoiadirect.com.au

This trade was executed by D2MX Pty Limited AFSL 297950 ABN 98 113 959 596 ("D2MX") and cleared by Pershing Securities Australia Pty Ltd AFSL No 338264 ABN 60 136 184 962.

THIS CONFIRMATION IS A TAX INVOICE

This confirmation is issued by D2MX Pty Ltd subject to the directions, decisions and requirements of the ASX, the ASIC Market Integrity Rules, the ASX Operating Rules, the ASX Clear Operating Rules and where relevant the ASX Settlement Operating Rules, the customs and usages of ASX, and the correction of errors and omissions.

MR WAYNE GALE &
 MRS MARGARET ANN GALE
 GALE FAMILY S/F A/C
 27 YALDARA STREET
 CARSELDINE QLD 4034

Recorded Registration Details

MR WAYNE GALE +
 MRS MARGARET ANN GALE
 <GALE FAMILY S/F A/C>
 27 YALDARA STREET
 CARSELDINE QLD 4034

Sequoia Direct Pty Ltd has bought for you
COMPANY: WOOLWORTHS GROUP LIMITED
SECURITY: ORDINARY FULLY PAID

Market	ASX
Market Code:	WOW
ISIN	AU000000WOW2

Account No. D1085491
Advisor Sequoia Direct Online
Confirmation No. 47319622
Confirmation Date 30/07/2018
Trade Date 30/07/2018

Last of Order
 Funds from CMT

QUANTITY	PRICE	CONSIDERATION
105	29.990000	3,148.95
2,000	30.000000	60,000.00
TOTAL	AVERAGE	TOTAL
2,105	29.999501	\$63,148.95
All brokerage and fees have been charged by Sequoia Direct Pty Ltd		
Brokerage (0.08%)		\$51.67
GST		\$5.17
AMOUNT DUE AND PAYABLE		\$63,205.79

ASX SETTLEMENT DATE 01/08/2018

SETTLEMENT INFORMATION

Payment is due by the Settlement Date. Automatic sweep from your CMT or bank account will occur on Settlement Date.

Alternative payment methods and the times the payment is to be made to ensure delivery by Settlement Date are listed below:

1. BPAY (Please schedule before 6.00pm the day before Settlement Date)
2. Deposit at any Westpac Branch the day before Settlement Date using the slip below .
3. EFT Funds to Pershing Securities Australia Pty Ltd
 BSB 032024 Account 259486
 Reference - D1085491



Biller Code: 244764
Ref: 01085491114

Contact your participating bank, credit union or building society to make this payment from your cheque or savings account



Sequoia Direct Pty Ltd
 ABN 52 614 536 917 CAR No. 1247917 of:
 Sequoia Asset Management Pty Ltd
 AFSI No. 341506 ABN 70 135 907 550
 Level 7, 7-15 Macquarie Place Sydney NSW 2000
 Phone: 1300 363 766
 Website: www.sequoiadirect.com.au

Buy
 CONFIRMATION

THIS CONFIRMATION
 IS A TAX INVOICE

Mailing Address:
 MR WAYNE GALE &
 MRS MARGARET ANN GALE
 27 YALDARA STREET
 CARSELDINE QLD
 AUSTRALIA 4034

Buy Confirmation Details	
Account No:	D1085491
Transaction No:	29328
Transaction Date:	22/02/2019
As At Date:	
Advisor:	SEQUOIA DIRECT ONLINE
Settlement Date:	26/02/2019

This Day:	We have bought for you	Market:	ASX or CHI-X
Company:	WOOLWORTHS GROUP LIMITED	Market Code:	WOW
Security:	ORDINARY FULLY PAID	ISIN:	AU000000WOW2

Quantity	Price	Consideration
2,000	28.570000	\$57,140.00
2,000	28.570000	\$57,140.00
	Brokerage	\$44.02
	Misc Fees & Charges	\$0.00
	Application Money	\$0.00
	Total GST Payable	\$4.40
Total Amount Payable: (AUD)		\$57,188.42

Confirmation Conditions
Order: Complete Order
Crossed:
Condition:
Basis of Movement:

Message
This trade was executed and cleared by Morrison Securities Pty Ltd AFSL No. 241737 ABN 50 001 430 342

Confirmation Comment

Registration Details
MR WAYNE GALE MRS MARGARET ANN GALE <GALE FAMILY S/F A/C> 27 YALDARA STREET CARSELDINE QLD 4034

Settlement Instructions
Clearing Participant: Morrison Securities Pty Ltd AFSL No. 241737 ABN 50 001 430 342 Level 7, 7-15 Macquarie Place Sydney NSW 2001 Participant of ASX Group
Settlement PID: 01089
 Biller Code: 18218
Reference: 00010854917

This confirmation is issued by Morrison Securities Pty Ltd (ABN 50 001 430 342 AFSL 241737), subject to the operating rules, procedures, directions, decisions and requirements of ASX Ltd, the ASIC Market Integrity Rules (Securities Markets) 2017, ASX Clear Pty Ltd and ASX Settlement Pty Ltd, the customs and usages of ASX, and the correction of errors and omissions.

CONFIRMATION**SELL****Sequoia Direct Pty Ltd**

ABN 52 614 536 917 CAR NO. 001247917 of Sequoia Asset Management Pty Ltd
AFSL 341506 ABN 70 135 907 550

Level 7, 7-15 Macquarie Place, Sydney NSW 2000 PO Box R1837, Royal Exchange NSW 1225
 Tel 1300 130 545 Fax (61-2) 8114 2200 Internet: www.sequoadirect.com.au

This trade was executed by D2MX Pty Limited AFSL 297950 ABN 98 113 959 596 ("D2MX") and
 cleared by Pershing Securities Australia Pty Ltd AFSL No 338264 ABN 60 136 184 962.

**THIS CONFIRMATION
IS A TAX INVOICE**

This confirmation is issued by D2MX Pty Ltd subject to the directions, decisions and requirements of the ASX, the ASIC Market Integrity Rules, the ASX Operating Rules, the ASX Clear Operating Rules and where relevant the ASX Settlement Operating Rules, the customs and usages of ASX, and the correction of errors and omissions.

MR WAYNE GALE & MRS MARGARET ANN
GALE
GALE FAMILY S/F A/C
27 YALDARA STREET
CARSELDINE QLD 4034

Sequoia Direct Pty Ltd has sold for you
COMPANY: WOOLWORTHS GROUP LIMITED
SECURITY: ORDINARY FULLY PAID

Market	ASX
Market Code:	WOW
ISIN	AU000000WOW2

Account No. D1085491
Advisor Sequoia Direct Online
Confirmation No. 47177748
Confirmation Date 27/07/2018
Trade Date 26/07/2018
 Exercise of Call

Last of Order
 CHESSE Sponsored

QUANTITY	PRICE	CONSIDERATION
1,500	29.500000	44,250.00
TOTAL	AVERAGE	TOTAL
1,500	29.500000	\$44,250.00
All brokerage and fees have been charged by Sequoia Direct Pty Ltd		
Brokerage (0.08%)		\$36.20
GST		\$3.62
NET PROCEEDS		\$44,210.18

ASX SETTLEMENT DATE 30/07/2018

Settlement Instructions

**IF THIS HOLDING IS CHESSE SPONSORED BY PERSHING SECURITIES AUSTRALIA PTY LTD,
NO ADDITIONAL SECURITY INFORMATION IS REQUIRED**

OTHERWISE

If the information has not been supplied to your advisor at the time of placing your order, please supply immediately your:-

SRN - Security Reference Number (If the holding is not CHESSE sponsored by PERSHING SECURITIES AUSTRALIA PTY LTD)

PAYMENT INSTRUCTION

If this Information has not been supplied or you wish to make a change to your standing instructions, kindly contact your advisor by telephone immediately.



Sequoia Direct Pty Ltd
 ABN 52 614 536 917 CAR No. 1247917 of:
 Sequoia Asset Management Pty Ltd
 AFSI No. 341506 ABN 70 135 907 550
 Level 7, 7-15 Macquarie Place Sydney NSW 2000
 Phone: 1300 363 766
 Website: www.sequoiadirect.com.au

Sell
 CONFIRMATION

THIS CONFIRMATION
 IS A TAX INVOICE

Mailing Address:
 MR WAYNE GALE &
 MRS MARGARET ANN GALE
 27 YALDARA STREET
 CARSELDINE QLD
 AUSTRALIA 4034

Sell Confirmation Details	
Account No:	D1085491
Transaction No:	24877
Transaction Date:	25/01/2019
As At Date:	24/01/2019
Advisor:	SEQUOIA DIRECT ONLINE
Settlement Date:	29/01/2019

This Day:	We have sold for you	Market:	ASX or CHI-X
Company:	WOOLWORTHS GROUP LIMITED	Market Code:	WOW
Security:	ORDINARY FULLY PAID	ISIN:	AU000000WOW2

Quantity	Price	Consideration
2,200	30.390000	\$66,858.00
2,200	30.390000	\$66,858.00
	Brokerage	\$51.97
	Misc Fees & Charges	\$0.00
	Application Money	\$0.00
	Total GST Payable	\$5.20
Total Amount Payable: (AUD)		\$66,800.83

Confirmation Conditions
Order: Complete Order
Crossed:
Condition:
Basis of Movement:

Message
This trade was executed and cleared by Morrison Securities Pty Ltd AFSL No. 241737 ABN 50 001 430 342

Confirmation Comment

Registration Details
MR WAYNE GALE MRS MARGARET ANN GALE <GALE FAMILY S/F A/C> 27 YALDARA STREET CARSELDINE QLD 4034

Settlement Instructions
Clearing Participant: Morrison Securities Pty Ltd AFSL No. 241737 ABN 50 001 430 342 Level 7, 7-15 Macquarie Place Sydney NSW 2001 Participant of ASX Group
Settlement PID: 01089
 Biller Code: 18218
Reference: 00010854917

This confirmation is issued by Morrison Securities Pty Ltd (ABN 50 001 430 342 AFSL 241737), subject to the operating rules, procedures, directions, decisions and requirements of ASX Ltd, the ASIC Market Integrity Rules (Securities Markets) 2017, ASX Clear Pty Ltd and ASX Settlement Pty Ltd, the customs and usages of ASX, and the correction of errors and omissions.

85000 - Income Tax Payable/Refundable

2019 Financial Year

Preparer Sunil Kumar Gaur

Reviewer James McMahon

Status Completed

Account Code	Description	CY Balance	LY Balance	Change
85000	Income Tax Payable/Refundable	\$12,245.17	\$8,673.44	41.18%
TOTAL		CY Balance	LY Balance	
		\$12,245.17	\$8,673.44	

Supporting Documents

- Statement of Taxable Income [Report](#)
- Exempt Pension Reconciliation [Report](#)
- Non Deductible Expense Reconciliation [Report](#)
- Tax Reconciliation Report [Report](#)
- ATO- ITA.pdf

Standard Checklist

- Attach Actuarial Certificate (if applicable)
- Attach any other Tax reconciliations
- Attach copy of Exempt Pension Reconciliation (if applicable)
- Attach copy of Non Deductible Expense Reconciliation (if applicable)
- Attach copy of Statement of Taxable Income
- Attach copy of Tax Reconciliation Report
- Confirm Transactions in ATO Portal

Notes

Sunil Kumar Gaur

Note

Tax Refund 2018 - \$3,849.22 Prov refund 2019- \$8,395.95 Total - \$12,245.17

12/09/2020 16:10

Gale Family Superannuation Fund

Exempt Current Pension Income Reconciliation

For The Period 01 July 2018 - 30 June 2019

Date	Account Code	Account Description	Taxable Amount	Actuary/Pool %	Exempt Amount
Segment - 01 July 2018 to 08 August 2018					
<u>Label C</u>					
03/07/2018	25000/GALEATOINT	ATO Interest	0.52		
31/07/2018	25000/MBL962279501	Macquarie A/c 962279501	145.79		
31/07/2018	25000/Westpac Acc:34-	Westpac Acc:34-8642	0.01		
31/07/2018	25000/Westpac Acc: 34-	Westpac Acc: 34-8634	43.03		
01/08/2018	25000/ETO Margin Account	ETO Margin Account	9.57		
		Total	198.92	100.000 %	198.92
				Total Segment ECPI *	198.92

Segment - 09 August 2018 to 30 May 2019

Label C

31/08/2018	25000/Westpac Acc: 34-	Westpac Acc: 34-8634	41.73		
31/08/2018	25000/Westpac Acc:34-	Westpac Acc:34-8642	0.01		
31/08/2018	25000/MBL962279501	Macquarie A/c 962279501	125.52		
28/09/2018	25000/MBL962279501	Macquarie A/c 962279501	111.35		
28/09/2018	25000/Westpac Acc: 34-	Westpac Acc: 34-8634	37.19		
28/09/2018	25000/Westpac Acc:34-	Westpac Acc:34-8642	0.01		
31/10/2018	25000/Westpac Acc:34-	Westpac Acc:34-8642	0.01		
31/10/2018	25000/Westpac Acc: 34-	Westpac Acc: 34-8634	35.61		
31/10/2018	25000/MBL962279501	Macquarie A/c 962279501	122.38		
30/11/2018	25000/MBL962279501	Macquarie A/c 962279501	109.55		
30/11/2018	25000/Westpac Acc:34-	Westpac Acc:34-8642	0.01		
30/11/2018	25000/Westpac Acc: 34-	Westpac Acc: 34-8634	32.40		

Gale Family Superannuation Fund

Exempt Current Pension Income Reconciliation

For The Period 01 July 2018 - 30 June 2019

	Date	Account Code	Account Description	Taxable Amount	Actuary/Pool %	Exempt Amount
Label C						
	31/12/2018	25000/Westpac Acc:34-	Westpac Acc:34-8642	0.01		
	31/12/2018	25000/Westpac Acc: 34-	Westpac Acc: 34-8634	33.51		
	31/12/2018	25000/MBL962279501	Macquarie A/c 962279501	185.28		
	31/01/2019	25000/MBL962279501	Macquarie A/c 962279501	200.41		
	31/01/2019	25000/Westpac Acc: 34-	Westpac Acc: 34-8634	33.54		
	31/01/2019	25000/Westpac Acc:34-	Westpac Acc:34-8642	0.01		
	28/02/2019	25000/Westpac Acc: 34-	Westpac Acc: 34-8634	30.32		
	28/02/2019	25000/MBL962279501	Macquarie A/c 962279501	276.11		
	28/02/2019	25000/Westpac Acc:34-	Westpac Acc:34-8642	0.01		
	29/03/2019	25000/Westpac Acc:34-	Westpac Acc:34-8642	0.01		
	29/03/2019	25000/Westpac Acc: 34-	Westpac Acc: 34-8634	23.29		
	29/03/2019	25000/MBL962279501	Macquarie A/c 962279501	335.91		
	30/04/2019	25000/Westpac Acc: 34-	Westpac Acc: 34-8634	17.34		
	30/04/2019	25000/MBL962279501	Macquarie A/c 962279501	325.34		
	30/04/2019	25000/Westpac Acc:34-	Westpac Acc:34-8642	0.01		
			Total	2,076.87	100.000 %	2,076.87

Label J

	31/08/2018	23900/NGI.AX	Navigator Global Investments Limited	557.08		
	24/09/2018	23900/AZJ.AX	Aurizon Holdings Limited	408.72		
	05/10/2018	23900/CWN.AX	Crown Resorts Limited	12.00		
	15/03/2019	23900/CPU.AX	Computershare Limited.	294.00		
	04/04/2019	23900/CWN.AX	Crown Resorts Limited	12.00		

Gale Family Superannuation Fund

Exempt Current Pension Income Reconciliation

For The Period 01 July 2018 - 30 June 2019

	Date	Account Code	Account Description	Taxable Amount	Actuary/Pool %	Exempt Amount
Label J						
	18/04/2019	23900/QBE.AX	QBE Insurance Group Limited	336.00		
			Total	1,619.80	100.000 %	1,619.80
Label K						
	17/09/2018	23900/CPU.AX	Computershare Limited.	420.00		
	20/09/2018	23900/WPL.AX	Woodside Petroleum Ltd	1,092.03		
	24/09/2018	23900/AZJ.AX	Aurizon Holdings Limited	613.08		
	27/09/2018	23900/TLS.AX	Telstra Corporation Limited.	1,540.00		
	27/09/2018	23900/WES.AX	Wesfarmers Limited	1,440.00		
	28/09/2018	23900/CBA.AX	Commonwealth Bank Of Australia.	2,310.00		
	05/10/2018	23900/NCM.AX	Newcrest Mining Limited	90.30		
	05/10/2018	23900/CWN.AX	Crown Resorts Limited	18.00		
	12/10/2018	23900/WOW.AX	Woolworths Group Limited	1,320.00		
	18/12/2018	23900/ANZ.AX	Australia And New Zealand Banking Group	1,600.00		
	20/12/2018	23900/WBC.AX	Westpac Banking Corporation	1,880.00		
	15/03/2019	23900/CPU.AX	Computershare Limited.	126.00		
	20/03/2019	23900/WPL.AX	Woodside Petroleum Ltd	1,905.89		
	22/03/2019	23900/NCM.AX	Newcrest Mining Limited	104.72		
	29/03/2019	23900/TLS.AX	Telstra Corporation Limited.	1,120.00		
	29/03/2019	23900/ORG.AX	Origin Energy Limited	188.60		
	04/04/2019	23900/CWN.AX	Crown Resorts Limited	18.00		
	05/04/2019	23900/WOW.AX	Woolworths Group Limited	900.00		
	10/04/2019	23900/WES.AX	Wesfarmers Limited	2,400.00		

Gale Family Superannuation Fund

Exempt Current Pension Income Reconciliation

For The Period 01 July 2018 - 30 June 2019

	Date	Account Code	Account Description	Taxable Amount	Actuary/Pool %	Exempt Amount
Label K						
	18/04/2019	23900/QBE.AX	QBE Insurance Group Limited	504.00		
			Total	19,590.62	100.000 %	19,590.62
Label L						
	17/09/2018	23900/CPU.AX	Computershare Limited.	180.00		
	20/09/2018	23900/WPL.AX	Woodside Petroleum Ltd	468.01		
	24/09/2018	23900/AZJ.AX	Aurizon Holdings Limited	262.75		
	27/09/2018	23900/TLS.AX	Telstra Corporation Limited.	660.00		
	27/09/2018	23900/WES.AX	Wesfarmers Limited	617.14		
	28/09/2018	23900/CBA.AX	Commonwealth Bank Of Australia.	990.00		
	05/10/2018	23900/NCM.AX	Newcrest Mining Limited	38.70		
	05/10/2018	23900/CWN.AX	Crown Resorts Limited	7.71		
	12/10/2018	23900/WOW.AX	Woolworths Group Limited	565.71		
	18/12/2018	23900/ANZ.AX	Australia And New Zealand Banking Group	685.71		
	20/12/2018	23900/WBC.AX	Westpac Banking Corporation	805.71		
	15/03/2019	23900/CPU.AX	Computershare Limited.	54.00		
	20/03/2019	23900/WPL.AX	Woodside Petroleum Ltd	816.81		
	22/03/2019	23900/NCM.AX	Newcrest Mining Limited	44.88		
	29/03/2019	23900/TLS.AX	Telstra Corporation Limited.	480.00		
	29/03/2019	23900/ORG.AX	Origin Energy Limited	80.83		
	04/04/2019	23900/CWN.AX	Crown Resorts Limited	7.71		
	05/04/2019	23900/WOW.AX	Woolworths Group Limited	385.71		
	10/04/2019	23900/WES.AX	Wesfarmers Limited	1,028.57		

Gale Family Superannuation Fund

Exempt Current Pension Income Reconciliation

For The Period 01 July 2018 - 30 June 2019

	Date	Account Code	Account Description	Taxable Amount	Actuary/Pool %	Exempt Amount
Label L						
	18/04/2019	23900/QBE.AX	QBE Insurance Group Limited	216.00		
			Total	8,395.95	100.000 %	8,395.95
					Total Segment ECPI *	31,683.24
Segment - 31 May 2019 to 30 June 2019						
Label C						
	31/05/2019	25000/Westpac Acc:34-	Westpac Acc:34-8642	0.01		
	31/05/2019	25000/Westpac Acc: 34-	Westpac Acc: 34-8634	16.81		
	31/05/2019	25000/MBL962279501	Macquarie A/c 962279501	327.34		
	28/06/2019	25000/Westpac Acc: 34-	Westpac Acc: 34-8634	13.67		
	28/06/2019	25000/Westpac Acc:34-	Westpac Acc:34-8642	0.01		
	28/06/2019	25000/MBL962279501	Macquarie A/c 962279501	287.59		
			Total	645.43	100.000 %	645.43
					Total Segment ECPI *	645.43
				SMSF Annual Return Rounding		2.59
					Total ECPI	32,525.00

* Total Segment ECPI does not include ECPI amounts from Label A. The total ECPI from Label A is shown separately at the start of the report.

Gale Family Superannuation Fund

Pension Non Deductible Expense Report

For The Period 01 July 2018 - 30 June 2019

	Date	Account Code	Account Description	Amount	Expense %	Deductible	Non Deductible	
Segment - 01 July 2018 to 08 August 2018								
Label J								
Unsegregated Pool								
	23/07/2018	30200	Administration Costs	107.25				
	30/07/2018	30900	Advisor Fees	6.94				
			Total	114.19	13.958 %	98.25	15.94	
<hr/>								
Unsegregated Pool								
	03/07/2018	30400	ATO Supervisory Levy	259.00				
			Total	259.00	0.000 %	259.00	0.00	
<hr/>								
					Label Total	357.25	15.94	
						Total Segment Expenses	357.25	15.94

Segment - 09 August 2018 to 30 May 2019

Label J

Unsegregated Pool

11/12/2018	30200	Administration Costs	66.00
21/08/2018	30200	Administration Costs	66.00
20/09/2018	30200	Administration Costs	66.00
09/05/2019	30200	Administration Costs	66.00
31/08/2018	30900	Advisor Fees	0.61
10/04/2019	30200	Administration Costs	66.00
20/02/2019	30900	Advisor Fees	0.55
07/11/2018	30200	Administration Costs	(41.25)

Gale Family Superannuation Fund

Pension Non Deductible Expense Report

For The Period 01 July 2018 - 30 June 2019

	Date	Account Code	Account Description	Amount	Expense %	Deductible	Non Deductible
Label J							
Unsegregated Pool							
	22/02/2019	30900	Advisor Fees	1.65			
	21/11/2018	30200	Administration Costs	118.25			
	11/01/2019	30200	Administration Costs	66.00			
	25/01/2019	30900	Advisor Fees	6.71			
	12/02/2019	30200	Administration Costs	66.00			
	19/10/2018	30200	Administration Costs	107.25			
			Total	655.77	13.958 %	564.24	91.53

Total Segment Expenses 564.24 91.53

Segment - 31 May 2019 to 30 June 2019

Label J							
Deemed Segregated							
	28/06/2019	30900	Advisor Fees	7.70			
	07/06/2019	30200	Administration Costs	66.00			
	31/05/2019	38000	Insurance	320.00			
			Total	393.70	13.958 %	338.75	54.95
			Total Segment Expenses			338.75	54.95

Gale Family Superannuation Fund

Pension Non Deductible Expense Report

For The Period 01 July 2018 - 30 June 2019

Date	Account Code	Account Description	Amount	Expense %	Deductible	Non Deductible
				Total Expenses *	1,260.24	162.42

* General expense percentage - 13.958 %

* Investment expense percentage - 100.000 %

Gale Family Superannuation Fund

Statement of Taxable Income

For the year ended 30 June 2019

	2019
	\$
Benefits accrued as a result of operations	(13,442.17)
Less	
Increase in MV of investments	34,082.09
Exempt current pension income	32,525.00
Realised Accounting Capital Gains	(21,280.93)
Accounting Trust Distributions	20,247.69
Non Taxable Contributions	200,500.00
	<u>266,073.85</u>
Add	
SMSF non deductible expenses	421.00
Pension Payments	269,700.00
Franking Credits	8,395.95
	<u>278,516.95</u>
SMSF Annual Return Rounding	(1.93)
	<u>(1,001.00)</u>
Taxable Income or Loss	<u>(1,001.00)</u>
Income Tax on Taxable Income or Loss	0.00
Less	
Franking Credits	8,395.95
	<u>(8,395.95)</u>
CURRENT TAX OR REFUND	<u>(8,395.95)</u>
Supervisory Levy	259.00
	<u>(8,136.95)</u>
AMOUNT DUE OR REFUNDABLE	<u>(8,136.95)</u>

* Distribution tax components review process has not been completed for the financial year.

Gale Family Superannuation Fund
Tax Reconciliation Report

For the year ended 30 June 2019

Tax Return Label	Date	Account Code	Account Name	Amount \$
J1 - Expenses - Management and administration expenses				
	23/07/2018	30200	Administration Costs	92.28
	30/07/2018	30900	Advisor Fees	5.97
	21/08/2018	30200	Administration Costs	56.79
	31/08/2018	30900	Advisor Fees	0.52
	20/09/2018	30200	Administration Costs	56.79
	19/10/2018	30200	Administration Costs	92.28
	07/11/2018	30200	Administration Costs	(35.49)
	21/11/2018	30200	Administration Costs	101.74
	11/12/2018	30200	Administration Costs	56.79
	11/01/2019	30200	Administration Costs	56.79
	25/01/2019	30900	Advisor Fees	5.77
	12/02/2019	30200	Administration Costs	56.79
	20/02/2019	30900	Advisor Fees	0.47
	22/02/2019	30900	Advisor Fees	1.42
	10/04/2019	30200	Administration Costs	56.79
	09/05/2019	30200	Administration Costs	56.79
	31/05/2019	38000	Insurance	275.33
	07/06/2019	30200	Administration Costs	56.79
	28/06/2019	30900	Advisor Fees	6.63
Sub-Total				1,001.24
Ignore Cents				0.24
Total				1,001.00
J2 - Expenses - Management and administration expenses non deductible				
	03/07/2018	30400	ATO Supervisory Levy	259.00
	23/07/2018	30200	Administration Costs	14.97
	30/07/2018	30900	Advisor Fees	0.97
	21/08/2018	30200	Administration Costs	9.21
	31/08/2018	30900	Advisor Fees	0.09
	20/09/2018	30200	Administration Costs	9.21
	19/10/2018	30200	Administration Costs	14.97
	07/11/2018	30200	Administration Costs	(5.76)
	21/11/2018	30200	Administration Costs	16.51
	11/12/2018	30200	Administration Costs	9.21
	11/01/2019	30200	Administration Costs	9.21
	25/01/2019	30900	Advisor Fees	0.94
	12/02/2019	30200	Administration Costs	9.21
	20/02/2019	30900	Advisor Fees	0.08
	22/02/2019	30900	Advisor Fees	0.23
	10/04/2019	30200	Administration Costs	9.21
	09/05/2019	30200	Administration Costs	9.21
	31/05/2019	38000	Insurance	44.67
	07/06/2019	30200	Administration Costs	9.21
	28/06/2019	30900	Advisor Fees	1.07

Gale Family Superannuation Fund

Tax Reconciliation Report

For the year ended 30 June 2019

Tax Return Label	Date	Account Code	Account Name	Amount \$
J2 - Expenses - Management and administration expenses non deductible				
Sub-Total				421.42
Ignore Cents				0.42
Total				421.00
N - TOTAL DEDUCTIONS				
				1,260.00
Sub-Total				1,260.00
Ignore Cents				0.00
Total				1,260.00
Y - TOTAL NON DEDUCTIBLE EXPENSES				
				162.00
Sub-Total				162.00
Ignore Cents				0.00
Total				162.00
O - TAXABLE INCOME OR LOSS				
				(1,260.00)
Sub-Total				(1,260.00)
Ignore Cents				0.00
Total				(1,260.00)
Z - TOTAL SMSF EXPENSES				
				1,422.00
Sub-Total				1,422.00
Ignore Cents				0.00
Total				1,422.00
E1 - Complying fund's franking credits tax offset				
	17/09/2018	23900/CPU.AX	Computershare Limited.	180.00
	20/09/2018	23900/WPL.AX	Woodside Petroleum Ltd	468.01
	24/09/2018	23900/AZJ.AX	Aurizon Holdings Limited	262.75
	27/09/2018	23900/TLS.AX	Telstra Corporation Limited.	660.00
	27/09/2018	23900/WES.AX	Wesfarmers Limited	617.14
	28/09/2018	23900/CBA.AX	Commonwealth Bank Of Australia.	990.00
	05/10/2018	23900/NCM.AX	Newcrest Mining Limited	38.70
	05/10/2018	23900/CWN.AX	Crown Resorts Limited	7.71
	12/10/2018	23900/WOW.AX	Woolworths Group Limited	565.71
	18/12/2018	23900/ANZ.AX	Australia And New Zealand Banking Group Limited	685.71
	20/12/2018	23900/WBC.AX	Westpac Banking Corporation	805.71
	15/03/2019	23900/CPU.AX	Computershare Limited.	54.00
	20/03/2019	23900/WPL.AX	Woodside Petroleum Ltd	816.81
	22/03/2019	23900/NCM.AX	Newcrest Mining Limited	44.88
	29/03/2019	23900/ORG.AX	Origin Energy Limited	80.83
	29/03/2019	23900/TLS.AX	Telstra Corporation Limited.	480.00

Gale Family Superannuation Fund

Tax Reconciliation Report

For the year ended 30 June 2019

Tax Return Label	Date	Account Code	Account Name	Amount \$
E1 - Complying fund's franking credits tax offset				
	04/04/2019	23900/CWN.AX	Crown Resorts Limited	7.71
	05/04/2019	23900/WOW.AX	Woolworths Group Limited	385.71
	10/04/2019	23900/WES.AX	Wesfarmers Limited	1,028.57
	18/04/2019	23900/QBE.AX	QBE Insurance Group Limited	216.00
Sub-Total				8,395.95
Ignore Cents				0.00
Total				8,395.95
E - Refundable tax offsets				
				8,395.95
Sub-Total				8,395.95
Ignore Cents				0.00
Total				8,395.95
I - Remainder of refundable tax offsets				
				8,395.95
Sub-Total				8,395.95
Ignore Cents				0.00
Total				8,395.95
L - Supervisory levy				
				259.00
Sub-Total				259.00
Ignore Cents				0.00
Total				259.00
S - AMOUNT DUE OR REFUNDABLE				
				(8,136.95)
Sub-Total				(8,136.95)
Ignore Cents				0.00
Total				(8,136.95)



Australian Government
Australian Taxation Office

Agent SAM GRECO & CO.
Client THE TRUSTEE FOR GALE FAMILY
SUPERANNUATION FUND
ABN 60 569 208 970
TFN 892 215 602

Income tax 551

Date generated	27/02/2020
Overdue	\$0.00
Not yet due	\$0.00
Balance	\$0.00

Transactions

0 results found - from **01 July 2018** to **30 June 2019** sorted by **processed date** ordered **oldest to newest**



Australian Government

Australian Taxation Office

Agent SAM GRECO & CO.
Client THE TRUSTEE FOR GALE FAMILY
 SUPERANNUATION FUND
ABN 60 569 208 970
TFN 892 215 602

Income tax 551

Date generated	03/07/2019
Overdue	\$0.00
Not yet due	\$0.00
Balance	\$0.00

Transactions

7 results found - from **01 July 2017** to **30 June 2018** sorted by **processed date** ordered **newest to oldest**

Processed date	Effective date	Description	Debit (DR)	Credit (CR)	Balance
28 Jun 2018	3 Jul 2018	EFT refund for Income Tax for the period from 01 Jul 16 to 30 Jun 17	\$4,565.74		\$0.00
28 Jun 2018	28 Jun 2018	Interest on overpayment for Income Tax for the period from 01 Jul 16 to 30 Jun 17		\$0.52	\$4,565.74 CR
28 Jun 2018	28 Jun 2018	Tax return Self Man Superfund - Income Tax for the period from 01 Jul 16 to 30 Jun 17		\$4,565.22	\$4,565.22 CR
21 Aug 2017	24 Aug 2017	EFT refund for Income Tax for the period from 01 Jul 15 to 30 Jun 16	\$1,780.90		\$0.00
21 Aug 2017	21 Aug 2017	Amendment to interest on overpayment for Income Tax for the period from 01 Jul 15 to 30 Jun 16		x3-3 \$0.19	\$1,780.90 CR
17 Aug 2017	17 Aug 2017	Interest on overpayment for Income Tax for the period from 01 Jul 15 to 30 Jun 16		x3-3 \$2.52	\$1,780.71 CR
17 Aug 2017	28 Jul 2017	Tax return Self Man Superfund - Income Tax for the period from 01 Jul 15 to 30 Jun 16		\$1,778.19	\$1,778.19 CR

88000 - Sundry Creditors

2019 Financial Year

Preparer Sunil Kumar Gaur

Reviewer James McMahon

Status Completed

Account Code	Description	CY Balance	LY Balance	Change
88000	Sundry Creditors		(\$57,139.04)	100%
TOTAL		CY Balance	LY Balance	
			(\$57,139.04)	

Supporting Documents

- General Ledger [Report](#)
- Client Transaction Statement.pdf [88000](#)

Standard Checklist

- Attach all source documentation and confirmations of Liability

Gale Family Superannuation Fund

General Ledger

For The Period 01 July 2018 - 30 June 2019

Transaction Date	Description	Units	Debit	Credit	Balance \$
Sundry Creditors (88000)					
<u>Sundry Creditors (88000)</u>					
01/07/2018	Opening Balance				57,139.04 CR
02/07/2018	BUY was entered in 2017/2018 - payment allocated against Creditors - re B WBC 2000 45842003 DT		58,412.53		1,273.49 DR
02/07/2018	OPTIONS NETTING CASH SETTLEMENT 50			1,273.49	0.00 DR
			58,412.53	1,273.49	0.00 DR

Total Debits: 58,412.53

Total Credits: 1,273.49



Sequoia Direct Pty Ltd
AFS Licence 341506 ABN 70 135 907 550

LEVEL 7, 7-15 MACQUARIE PLACE., SYDNEY NSW 2000, PO BOX R1837, ROYAL EXCHANGE NSW 1225
Tel 1300 130 545 Fax (61-2) 8114 2200 Web: www.sequoiadirect.com.au
Executed by D2MX Pty Ltd, ACN 113 959 596, AFSL 297950

MR WAYNE GALE & MRS MARGARET ANN GALE
GALE FAMILY S/F A/C
27 YALDARA STREET
CARSELDINE QLD 4034

PERIOD 01/07/2018 to 31/07/2018

ACCOUNT No. D1085491

ADVISOR STD - Sequoia Direct Online

PAGE 1 of 6

DATE	REF	TRANS	DESCRIPTION	DEBIT	CREDIT	BALANCE
01/07/2018			Open Balance			57,139.04
02/07/2018	OPNETTI NG_OP	ON	Options Netting (Cash Settlement)	1,273.49		58,412.53
02/07/2018	OPNETTI NG_EQ	ON	Options Netting (Cash Settlement)		1,273.49Cr	57,139.04
02/07/2018	B98190	BP	MACQUARIE CMA BSB:182512 Acc:962279501	1,273.49		58,412.53
02/07/2018	C138716	BR	MACQUARIE CMA BSB:182512 Acc:962279501		58,412.53Cr	0.00
02/07/2018	D1085491	CM	Option Margin (Cash to Cover)		1,629.00Cr	1,629.00Cr
02/07/2018	D1085491	AM	Option Margin (Cash to Cover)		814.50Cr	2,443.50Cr
03/07/2018	OPNETTI NG_OP	ON	Options Netting (Cash Settlement)	2,443.50		0.00
03/07/2018	OPNETTI NG_EQ	ON	Options Netting (Cash Settlement)		2,443.50Cr	2,443.50Cr
03/07/2018	B98381	BP	MACQUARIE CMA BSB:182512 Acc:962279501	2,443.50		0.00
03/07/2018	D1085491	CM	Option Margin (Cash to Cover)	1,228.50		1,228.50
03/07/2018	D1085491	AM	Option Margin (Cash to Cover)	614.25		1,842.75
04/07/2018	OPNETTI NG_OP	ON	Options Netting (Cash Settlement)		1,842.75Cr	0.00
04/07/2018	OPNETTI NG_EQ	ON	Options Netting (Cash Settlement)	1,842.75		1,842.75
04/07/2018	C139192	BR	MACQUARIE CMA BSB:182512 Acc:962279501		1,842.75Cr	0.00
04/07/2018	D1085491	CM	Option Margin (Cash to Cover)		640.50Cr	640.50Cr
04/07/2018	D1085491	AM	Option Margin (Cash to Cover)		320.25Cr	960.75Cr
05/07/2018	OPNETTI NG_OP	ON	Options Netting (Cash Settlement)	960.75		0.00
05/07/2018	OPNETTI NG_EQ	ON	Options Netting (Cash Settlement)		960.75Cr	960.75Cr
05/07/2018	B98705	BP	MACQUARIE CMA BSB:182512 Acc:962279501	960.75		0.00
05/07/2018	D1085491	CM	Option Margin (Cash to Cover)	922.00		922.00
05/07/2018	D1085491	AM	Option Margin (Cash to Cover)	461.00		1,383.00
06/07/2018	OPNETTI NG_OP	ON	Options Netting (Cash Settlement)		1,383.00Cr	0.00
06/07/2018	OPNETTI NG_EQ	ON	Options Netting (Cash Settlement)	1,383.00		1,383.00
06/07/2018	C139656	BR	MACQUARIE CMA BSB:182512 Acc:962279501		1,383.00Cr	0.00
06/07/2018	D1085491	CM	Option Margin (Cash to Cover)	1,930.00		1,930.00
06/07/2018	D1085491	AM	Option Margin (Cash to Cover)	965.00		2,895.00
09/07/2018	OPNETTI NG_OP	ON	Options Netting (Cash Settlement)		2,895.00Cr	0.00
09/07/2018	OPNETTI NG_EQ	ON	Options Netting (Cash Settlement)	2,895.00		2,895.00



Sequoia Direct Pty Ltd
AFS Licence 341506 ABN 70 135 907 550

LEVEL 7, 7-15 MACQUARIE PLACE., SYDNEY NSW 2000, PO BOX R1837, ROYAL EXCHANGE NSW 1225
Tel 1300 130 545 Fax (61-2) 8114 2200 Web: www.sequoiadirect.com.au
Executed by D2MX Pty Ltd, ACN 113 959 596, AFSL 297950

MR WAYNE GALE & MRS MARGARET ANN GALE
GALE FAMILY S/F A/C
27 YALDARA STREET
CARSELDINE QLD 4034

PERIOD 01/07/2018 to 31/07/2018

ACCOUNT No. D1085491

ADVISOR STD - Sequoia Direct Online

PAGE 2 of 6

DATE	REF	TRANS	DESCRIPTION	DEBIT	CREDIT	BALANCE
09/07/2018	C139861	BR	MACQUARIE CMA BSB:182512 Acc:962279501		2,895.00Cr	0.00
09/07/2018	D1085491	CM	Option Margin (Cash to Cover)	208.50		208.50
09/07/2018	D1085491	AM	Option Margin (Cash to Cover)	104.25		312.75
10/07/2018	OPNETTI NG_OP	ON	Options Netting (Cash Settlement)		312.75Cr	0.00
10/07/2018	OPNETTI NG_EQ	ON	Options Netting (Cash Settlement)	312.75		312.75
10/07/2018	C140148	BR	MACQUARIE CMA BSB:182512 Acc:962279501		312.75Cr	0.00
10/07/2018	D1085491	CM	Option Margin (Cash to Cover)		1,027.50Cr	1,027.50Cr
10/07/2018	D1085491	AM	Option Margin (Cash to Cover)		513.75Cr	1,541.25Cr
11/07/2018	OPNETTI NG_OP	ON	Options Netting (Cash Settlement)	1,541.25		0.00
11/07/2018	OPNETTI NG_EQ	ON	Options Netting (Cash Settlement)		1,541.25Cr	1,541.25Cr
11/07/2018	B99388	BP	MACQUARIE CMA BSB:182512 Acc:962279501	1,541.25		0.00
11/07/2018	D1085491	CM	Option Margin (Cash to Cover)		1,242.50Cr	1,242.50Cr
11/07/2018	D1085491	AM	Option Margin (Cash to Cover)		621.25Cr	1,863.75Cr
12/07/2018	OPNETTI NG_OP	ON	Options Netting (Cash Settlement)	1,863.75		0.00
12/07/2018	OPNETTI NG_EQ	ON	Options Netting (Cash Settlement)		1,863.75Cr	1,863.75Cr
12/07/2018	B99560	BP	MACQUARIE CMA BSB:182512 Acc:962279501	1,863.75		0.00
12/07/2018	D1085491	CM	Option Margin (Cash to Cover)	1,173.50		1,173.50
12/07/2018	D1085491	AM	Option Margin (Cash to Cover)	586.75		1,760.25
13/07/2018	OPNETTI NG_OP	ON	Options Netting (Cash Settlement)		1,760.25Cr	0.00
13/07/2018	OPNETTI NG_EQ	ON	Options Netting (Cash Settlement)	1,760.25		1,760.25
13/07/2018	C140899	BR	MACQUARIE CMA BSB:182512 Acc:962279501		1,760.25Cr	0.00
13/07/2018	D1085491	CM	Option Margin (Cash to Cover)		1,043.00Cr	1,043.00Cr
13/07/2018	D1085491	AM	Option Margin (Cash to Cover)		521.50Cr	1,564.50Cr
16/07/2018	OPNETTI NG_OP	ON	Options Netting (Cash Settlement)	1,564.50		0.00
16/07/2018	OPNETTI NG_EQ	ON	Options Netting (Cash Settlement)		1,564.50Cr	1,564.50Cr
16/07/2018	B99878	BP	MACQUARIE CMA BSB:182512 Acc:962279501	1,564.50		0.00
16/07/2018	D1085491	CM	Option Margin (Cash to Cover)		728.50Cr	728.50Cr
16/07/2018	D1085491	AM	Option Margin (Cash to Cover)		364.25Cr	1,092.75Cr
17/07/2018	OPNETTI NG_OP	ON	Options Netting (Cash Settlement)	1,092.75		0.00



Sequoia Direct Pty Ltd
AFS Licence 341506 ABN 70 135 907 550

LEVEL 7, 7-15 MACQUARIE PLACE., SYDNEY NSW 2000, PO BOX R1837, ROYAL EXCHANGE NSW 1225
Tel 1300 130 545 Fax (61-2) 8114 2200 Web: www.sequoiadirect.com.au
Executed by D2MX Pty Ltd, ACN 113 959 596, AFSL 297950

MR WAYNE GALE & MRS MARGARET ANN GALE
GALE FAMILY S/F A/C
27 YALDARA STREET
CARSELDINE QLD 4034

PERIOD 01/07/2018 to 31/07/2018

ACCOUNT No. D1085491

ADVISOR STD - Sequoia Direct Online

PAGE 3 of 6

DATE	REF	TRANS	DESCRIPTION	DEBIT	CREDIT	BALANCE
17/07/2018	OPNETTI NG_EQ	ON	Options Netting (Cash Settlement)		1,092.75Cr	1,092.75Cr
17/07/2018	B100057	BP	MACQUARIE CMA BSB:182512 Acc:962279501	1,092.75		0.00
17/07/2018	D1085491	CM	Option Margin (Cash to Cover)		1,697.50Cr	1,697.50Cr
17/07/2018	D1085491	AM	Option Margin (Cash to Cover)		848.75Cr	2,546.25Cr
18/07/2018	OPNETTI NG_OP	ON	Options Netting (Cash Settlement)	2,546.25		0.00
18/07/2018	OPNETTI NG_EQ	ON	Options Netting (Cash Settlement)		2,546.25Cr	2,546.25Cr
18/07/2018	B100222	BP	MACQUARIE CMA BSB:182512 Acc:962279501	2,546.25		0.00
18/07/2018	D1085491	CM	Option Margin (Cash to Cover)	321.00		321.00
18/07/2018	D1085491	AM	Option Margin (Cash to Cover)	160.50		481.50
19/07/2018	OPNETTI NG_OP	ON	Options Netting (Cash Settlement)		481.50Cr	0.00
19/07/2018	OPNETTI NG_EQ	ON	Options Netting (Cash Settlement)	481.50		481.50
19/07/2018	C141852	BR	MACQUARIE CMA BSB:182512 Acc:962279501		481.50Cr	0.00
19/07/2018	D1085491	CM	Option Margin (Cash to Cover)	102.40		102.40
19/07/2018	D1085491	AM	Option Margin (Cash to Cover)	51.20		153.60
20/07/2018	OPNETTI NG_OP	ON	Options Netting (Cash Settlement)		153.60Cr	0.00
20/07/2018	OPNETTI NG_EQ	ON	Options Netting (Cash Settlement)	153.60		153.60
20/07/2018	C142096	BR	MACQUARIE CMA BSB:182512 Acc:962279501		153.60Cr	0.00
20/07/2018	D1085491	CM	Option Margin (Cash to Cover)	1,288.10		1,288.10
20/07/2018	D1085491	AM	Option Margin (Cash to Cover)	644.05		1,932.15
23/07/2018	OPNETTI NG_OP	ON	Options Netting (Cash Settlement)		1,932.15Cr	0.00
23/07/2018	OPNETTI NG_EQ	ON	Options Netting (Cash Settlement)	1,932.15		1,932.15
23/07/2018	TPD2M2- 498	AJ	Data Subscription Fee June 2018	107.25		2,039.40
23/07/2018	C142286	BR	MACQUARIE CMA BSB:182512 Acc:962279501		2,039.40Cr	0.00
23/07/2018	D1085491	CM	Option Margin (Cash to Cover)		1,356.30Cr	1,356.30Cr
23/07/2018	D1085491	AM	Option Margin (Cash to Cover)		678.15Cr	2,034.45Cr
24/07/2018	OPNETTI NG_OP	ON	Options Netting (Cash Settlement)	2,034.45		0.00
24/07/2018	OPNETTI NG_EQ	ON	Options Netting (Cash Settlement)		2,034.45Cr	2,034.45Cr
24/07/2018	B100830	BP	MACQUARIE CMA BSB:182512 Acc:962279501	2,034.45		0.00
24/07/2018	D1085491	CM	Option Margin (Cash to Cover)	315.30		315.30



Sequoia Direct Pty Ltd
AFS Licence 341506 ABN 70 135 907 550

LEVEL 7, 7-15 MACQUARIE PLACE., SYDNEY NSW 2000, PO BOX R1837, ROYAL EXCHANGE NSW 1225
Tel 1300 130 545 Fax (61-2) 8114 2200 Web: www.sequoiadirect.com.au
Executed by D2MX Pty Ltd, ACN 113 959 596, AFSL 297950

MR WAYNE GALE & MRS MARGARET ANN GALE
GALE FAMILY S/F A/C
27 YALDARA STREET
CARSELDINE QLD 4034

PERIOD 01/07/2018 to 31/07/2018

ACCOUNT No. D1085491

ADVISOR STD - Sequoia Direct Online

PAGE 4 of 6

DATE	REF	TRANS	DESCRIPTION	DEBIT	CREDIT	BALANCE
24/07/2018	D1085491	AM	Option Margin (Cash to Cover)	157.65		472.95
25/07/2018	OPNETTI NG_OP	ON	Options Netting (Cash Settlement)		472.95Cr	0.00
25/07/2018	OPNETTI NG_EQ	ON	Options Netting (Cash Settlement)	472.95		472.95
25/07/2018	C142723	BR	MACQUARIE CMA BSB:182512 Acc:962279501		472.95Cr	0.00
25/07/2018	D1085491	CM	Option Margin (Cash to Cover)		842.40Cr	842.40Cr
25/07/2018	D1085491	AM	Option Margin (Cash to Cover)		421.20Cr	1,263.60Cr
26/07/2018	OPNETTI NG_OP	ON	Options Netting (Cash Settlement)	1,263.60		0.00
26/07/2018	OPNETTI NG_EQ	ON	Options Netting (Cash Settlement)		1,263.60Cr	1,263.60Cr
26/07/2018	B101164	BP	MACQUARIE CMA BSB:182512 Acc:962279501	1,263.60		0.00
26/07/2018	D1085491	CM	Option Margin (Cash to Cover)		8,716.60Cr	8,716.60Cr
26/07/2018	D1085491	AM	Option Margin (Cash to Cover)		4,358.30Cr	13,074.90Cr
26/07/2018	43411636- 00	OS	15 WOW JUL-18 CALL 29.5(As-Fees)	0.75		13,074.15Cr
26/07/2018	43411636- 00	OS	15 WOW JUL-18 CALL 29.5(As-GST on Fees)	0.08		13,074.07Cr
26/07/2018	43412437- 00	OS	12 WES JUL-18 CALL 45.5(As-Fees)	0.60		13,073.47Cr
26/07/2018	43412437- 00	OS	12 WES JUL-18 CALL 45.5(As-GST on Fees)	0.06		13,073.41Cr
26/07/2018	43794414- 00	OS	34 STO JUL-18 CALL 6(As-Fees)	1.70		13,071.71Cr
26/07/2018	43794414- 00	OS	34 STO JUL-18 CALL 6(As-GST on Fees)	0.17		13,071.54Cr
26/07/2018	43506298- 00	OS	12 SHL JUL-18 CALL 24.5(As-Fees)	0.60		13,070.94Cr
26/07/2018	43506298- 00	OS	12 SHL JUL-18 CALL 24.5(As-GST on Fees)	0.06		13,070.88Cr
26/07/2018	43505955- 00	OS	33 CCL JUL-18 CALL 9(As-Fees)	1.65		13,069.23Cr
26/07/2018	43505955- 00	OS	33 CCL JUL-18 CALL 9(As-GST on Fees)	0.17		13,069.06Cr
26/07/2018	43566961- 00	OS	20 ANZ JUL-18 CALL 29(As-Fees)	1.00		13,068.06Cr
26/07/2018	43566961- 00	OS	20 ANZ JUL-18 CALL 29(As-GST on Fees)	0.10		13,067.96Cr
27/07/2018	OPNETTI NG_OP	ON	Options Netting (Cash Settlement)	13,067.96		0.00
27/07/2018	OPNETTI NG_EQ	ON	Options Netting (Cash Settlement)		13,067.96Cr	13,067.96Cr
27/07/2018	47176983	CS	Sell 2000 ANZ @ 29.00		57,947.80Cr	71,015.76Cr



Sequoia Direct Pty Ltd
AFS Licence 341506 ABN 70 135 907 550

LEVEL 7, 7-15 MACQUARIE PLACE., SYDNEY NSW 2000, PO BOX R1837, ROYAL EXCHANGE NSW 1225
Tel 1300 130 545 Fax (61-2) 8114 2200 Web: www.sequoiadirect.com.au
Executed by D2MX Pty Ltd, ACN 113 959 596, AFSL 297950

MR WAYNE GALE & MRS MARGARET ANN GALE
GALE FAMILY S/F A/C
27 YALDARA STREET
CARSELDINE QLD 4034

PERIOD 01/07/2018 to 31/07/2018

ACCOUNT No. D1085491

ADVISOR STD - Sequoia Direct Online

PAGE 5 of 6

DATE	REF	TRANS	DESCRIPTION	DEBIT	CREDIT	BALANCE
27/07/2018	47176992	CS	Sell 3300 CCL @ 9.00		29,673.27Cr	100,689.03Cr
27/07/2018	47177380	CS	Sell 1200 SHL @ 24.5000		29,373.54Cr	130,062.57Cr
27/07/2018	47177458	CS	Sell 3400 STO @ 6.00		20,385.50Cr	150,448.07Cr
27/07/2018	47177735	CS	Sell 1200 WES @ 45.5000		54,550.86Cr	204,998.93Cr
27/07/2018	47177748	CS	Sell 1500 WOW @ 29.5000		44,210.18Cr	249,209.11Cr
27/07/2018	B101322	BP	MACQUARIE CMA BSB:182512 Acc:962279501	13,067.96		236,141.15Cr
27/07/2018	47224023	OC	SELL 20 WBC AUG-18 CALL 29.5 @ 0.2200		410.74Cr	236,551.89Cr
27/07/2018	47229358	OC	SELL 70 TLS AUG-18 CALL 2.77 @ 0.0600		383.59Cr	236,935.48Cr
27/07/2018	47238896	OC	SELL 18 ORG AUG-18 CALL 9.75 @ 0.2150		358.03Cr	237,293.51Cr
27/07/2018	D1085491	CM	Option Margin (Cash to Cover)	3,764.00		233,529.51Cr
27/07/2018	D1085491	AM	Option Margin (Cash to Cover)	1,882.00		231,647.51Cr
27/07/2018	47224023	OC	SELL 20 WBC AUG-18 CALL 29.5 @ 0.2200			231,647.51Cr
27/07/2018	47229358	OC	SELL 70 TLS AUG-18 CALL 2.77 @ 0.0600			231,647.51Cr
27/07/2018	47238896	OC	SELL 18 ORG AUG-18 CALL 9.75 @ 0.2150			231,647.51Cr
30/07/2018	OPNETTI NG_OP	ON	Options Netting (Cash Settlement)		4,493.64Cr	236,141.15Cr
30/07/2018	OPNETTI NG_EQ	ON	Options Netting (Cash Settlement)	4,493.64		231,647.51Cr
30/07/2018	B101491	BP	MACQUARIE CMA BSB:182512 Acc:962279501	236,141.15		4,493.64
30/07/2018	C143326	BR	MACQUARIE CMA BSB:182512 Acc:962279501		4,493.64Cr	0.00
30/07/2018	47268385	OC	SELL 12 CWN AUG-18 CALL 13.75 @ 0.2600		283.88Cr	283.88Cr
30/07/2018	47268849	OC	SELL 6 NCM SEP-18 CALL 21.5 @ 0.6400		356.74Cr	640.62Cr
30/07/2018	47276927	OC	SELL 30 STO AUG-18 CALL 6.5 @ 0.1350		374.31Cr	1,014.93Cr
30/07/2018	47277228	OC	SELL 22 WOW AUG-18 CALL 30.5 @ 0.3300		696.45Cr	1,711.38Cr
30/07/2018	47285781	OC	SELL 10 CBA AUG-18 CALL 76 @ 0.4600		432.17Cr	2,143.55Cr
30/07/2018	47288075	OC	SELL 30 QBE AUG-18 CALL 10.25 @ 0.1700		479.31Cr	2,622.86Cr
30/07/2018	47319331	CB	Buy 2906 STO @ 6.3900	18,583.84		15,960.98
30/07/2018	47319407	CB	Buy 1000 CBA @ 74.8600	74,927.38		90,888.36
30/07/2018	47319621	CB	Buy 1150 WES @ 49.6400	57,137.38		148,025.74
30/07/2018	47319622	CB	Buy 2105 WOW @ 29.9995	63,205.79		211,231.53
30/07/2018	D1085491	CM	Option Margin (Cash to Cover)		3,764.00Cr	207,467.53
30/07/2018	D1085491	AM	Option Margin (Cash to Cover)		1,882.00Cr	205,585.53
30/07/2018	47268385	OC	SELL 12 CWN AUG-18 CALL 13.75 @ 0.2600			205,585.53
30/07/2018	47268849	OC	SELL 6 NCM SEP-18 CALL 21.5 @ 0.6400			205,585.53
30/07/2018	47276927	OC	SELL 30 STO AUG-18 CALL 6.5 @ 0.1350			205,585.53
30/07/2018	47277228	OC	SELL 22 WOW AUG-18 CALL 30.5 @ 0.3300			205,585.53



Sequoia Direct Pty Ltd
AFS Licence 341506 ABN 70 135 907 550

LEVEL 7, 7-15 MACQUARIE PLACE., SYDNEY NSW 2000, PO BOX R1837, ROYAL EXCHANGE NSW 1225
Tel 1300 130 545 Fax (61-2) 8114 2200 Web: www.sequoiadirect.com.au
Executed by D2MX Pty Ltd, ACN 113 959 596, AFSL 297950

MR WAYNE GALE & MRS MARGARET ANN GALE
GALE FAMILY S/F A/C
27 YALDARA STREET
CARSELDINE QLD 4034

PERIOD 01/07/2018 to 31/07/2018

ACCOUNT No. D1085491

ADVISOR STD - Sequoia Direct Online

PAGE 6 of 6

DATE	REF	TRANS	DESCRIPTION	DEBIT	CREDIT	BALANCE
30/07/2018	47285781	OC	SELL 10 CBA AUG-18 CALL 76 @ 0.4600			205,585.53
30/07/2018	47288075	OC	SELL 30 QBE AUG-18 CALL 10.25 @ 0.1700			205,585.53
31/07/2018	OPNETTI NG_OP	ON	Options Netting (Cash Settlement)	8,268.86		213,854.39
31/07/2018	OPNETTI NG_EQ	ON	Options Netting (Cash Settlement)		8,268.86Cr	205,585.53
31/07/2018	B101643	BP	MACQUARIE CMA BSB:182512 Acc:962279501	8,268.86		213,854.39
31/07/2018	IntAlloc	CI	Option Margin (Interest Earned)		9.57Cr	213,844.82
				558,559.49	401,853.71Cr	

DISCLAIMER: This document is intended only for the person to whom it is addressed. It may contain confidential information. If you receive this document in error, please immediately delete it from your system and notify the sender. You must not disclose, copy, use or rely on any part of this document if you are not the intended recipient. Each of D2MX Pty Ltd & Trader Dealer Online Pty Limited, their associates and respective Directors and each of their respective officers, agents and employees each declare that they, from time to time, may hold interests in securities and/or earn brokerage, fees or other benefits from transactions mentioned in this document. Any securities recommendation contained in this document is unsolicited general information only and is produced without any consideration of a client's investment objectives, financial situation or needs unless expressly stated in it. You should not act on any recommendation without first consulting your investment adviser. Each of D2MX Pty Ltd & Trader Dealer Online Pty Limited believe that any information or advice (including any securities recommendation) contained in this document is accurate when issued but does not warrant its accuracy or reliability. Each of D2MX Pty Ltd & Trader Dealer Online Pty Limited is not obliged to update you if the information or its advice changes. Each of D2MX Pty Ltd & Trader Dealer Online Pty Limited and each of their respective officers, agents and employees exclude to the full extent permitted by law all liability of whatever kind, in negligence, contract, under fiduciary duties or otherwise, for any loss or damage, whether indirect, consequential or otherwise, whether foreseeable or not, to the extent arising from or in connection with this document.

A - Financial Statements

2019 Financial Year

Preparer Sunil Kumar Gaur

Reviewer James McMahon

Status Completed

Supporting Documents

- 2019 Gale Super fund for signing.pdf

Standard Checklist

- Attach copy of Financial Statements
- Attach copy of SMSF Annual Return

Gale Family Superannuation Fund

Financial Statements & Reports

for the year ended

30 June 2019



Sam Greco & Co

Level 1, 1355 Gympie Road, ASPLEY QLD 4032

PO Box 354, ASPLEY QLD 4034

ABN: 16230504491

Phone 07 3263 5200 Fax 07 3263 4830

Email: info@taxonline.com.au

24 September, 2020

The Trustees
Gale Family Superannuation Fund
27 Yaldara Street
CARSELDINE QLD 4034

Dear Wayne and Margaret,

Re: Gale Family Superannuation Fund

Enclosed please find the 2019 Superannuation Forms listed below:

1. Financial Statements;
1. Trustee Declaration;
2. Minutes of Meetings;
3. Members Statements;
4. Income Tax Return;
5. Audit Representation Letter;
6. Audit Engagement Letter

Income Tax Returns

Please peruse the financial statements and income tax return and if the details are correct, sign where indicated and return to us for lodgement. A bound copy of the Financial Statements and Income Tax Return for the Super Fund will be available once the audit has been completed.

Superannuation funds are required to self-assess their liability to taxation. A notice of assessment will **NOT** issue from the Taxation Office and it is the responsibility of the fund to ensure lodgement and any payment is made by the due date, which in your case is **Has Passed**. However for the 2019 year, we have calculated that the Super Fund has an amount Refundable of **\$8,136.95** including the ATO supervisory levy.

Self-Managed Superannuation Fund Audit

Anyone who runs a Self-Managed Superannuation Fund (SMSF) must ensure that a registered SMSF auditor audits the fund annually. An SMSF auditor examines the validity and accuracy of an SMSF's financial records and makes sure the fund is compliant with superannuation rules. Upon receipt of your signed Financial Statements and Income Tax Return, we will forward your Self-Managed Superfund to a registered independent auditor. You will then be provided with a copy of the auditor's management letter, audit report and auditors invoice approximately 2 weeks after submission.

Minutes

The Minutes of Meetings are contained within the Financial Statements. These minutes are prepared as standard drafts, however you should peruse them to ensure they correctly state the position in relation to the matters raised. They may be amended or added to if your circumstances require. If no alterations are required and you wish to accept the drafts as actual records, please sign the minutes where indicated and return them to our office.

Audit Engagement Letter and Trustee Representation Letter

We also enclose the Audit Engagement Letter and Trustee Representation Letter. The auditors contact details and registrations numbers are contained in these documents. Please peruse these documents and if satisfactory, sign where indicated and return to our office.

Investment Strategy

We have included a copy of your fund's investment strategy in the financial statements.

You should review your strategy regularly (at least annually) to ensure it continues to meet the current and future needs of your members depending on their personal circumstances. It needs to be tailored to your Fund's circumstances and set out why and how you have chosen to invest the Fund's assets to meet these goals..

Certain significant events should also prompt you to review your strategy, such as:

- a market correction (e.g. resulting from Covid-19)
- when a member joins the fund or departs a fund
- when a member commences receiving a pension. This is to ensure the fund has sufficient liquid assets and cash flow to meet minimum pension payments prior to 30 June each year.

You should also document that you have undertaken this review and any decisions made arising from the review. For example, you could do this as part of the annual trustee meeting minutes. You should then provide these minutes or other evidence of a review to the super fund auditor. This will show that you've met the requirement to review regularly and, where necessary, revised your investment strategy.

Other Matters

2021 Concessional Contributions Cap - from 1 July 2019, the general concessional contribution cap is \$25,000 for all individuals, regardless of age.

Disclaimer

Taxation is only one of the matters that must be considered when making a decision on a financial product and you should consider taking advice from the holder of an Australian Financial Services licence before making a decision on a financial product.

Please do not hesitate to contact us if you have any queries or if we can be of further assistance in other matters and thank you for continuing to choose this firm to be of service to you.

Regards



SAM GRECO

Encls

Wayne Gale

.....
Wayne Gale

Margaret Gale

.....
Margaret Gale

Gale Family Superannuation Fund

Operating Statement

For the year ended 30 June 2019

	Note	2019 \$	2018 \$
Income			
Investment Income			
Trust Distributions	9	20,247.69	0.00
Dividends Received	8	21,210.42	12,250.71
Interest Received		2,921.22	5,245.04
Investment Gains			
Changes in Market Values	10	12,801.16	25,669.54
Contribution Income			
Personal Non Concessional		200,000.00	200,000.00
Other Contributions		500.00	0.00
Total Income		<u>257,680.49</u>	<u>243,165.29</u>
Expenses			
Accountancy Fees		0.00	5,390.00
Administration Costs		819.50	1,012.61
ATO Supervisory Levy		259.00	259.00
Auditor's Remuneration		0.00	781.00
Advisor Fees		24.16	0.00
Insurance		320.00	0.00
Member Payments			
Pensions Paid		269,700.00	231,200.00
Total Expenses		<u>271,122.66</u>	<u>238,642.61</u>
Benefits accrued as a result of operations before income tax		<u>(13,442.17)</u>	<u>4,522.68</u>
Income Tax Expense	11	(8,395.95)	(3,849.22)
Benefits accrued as a result of operations		<u>(5,046.22)</u>	<u>8,371.90</u>

W.G.

The accompanying notes form part of these financial statements.

Gale Family Superannuation Fund
Statement of Financial Position

As at 30 June 2019

	Note	2019 \$	2018 \$
Assets			
Investments			
Derivatives (Options, Hybrids, Future Contracts)	2	7.75	3,937.75
Shares in Listed Companies (Australian)	3	287,353.66	550,773.36
Total Investments		<u>287,361.41</u>	<u>554,711.11</u>
Other Assets			
Sundry Debtors		51,476.63	0.00
Macquarie A/c 962279501		322,454.72	170,984.27
Commonwealth A/c 10901915		100.00	100.00
Westpac Acc: 34-8634		39,627.10	39,268.66
Westpac Acc:34-8642		71.87	71.75
CMC Markets 16482290		8,287.07	10,000.00
Income Tax Refundable		12,245.17	8,673.44
Total Other Assets		<u>434,262.56</u>	<u>229,098.12</u>
Total Assets		<u>721,623.97</u>	<u>783,809.23</u>
Less:			
Liabilities			
Sundry Creditors		0.00	57,139.04
Total Liabilities		<u>0.00</u>	<u>57,139.04</u>
Net assets available to pay benefits		<u>721,623.97</u>	<u>726,670.19</u>
Represented by:			
Liability for accrued benefits allocated to members' accounts	5, 6		
Gale, Wayne - Pension (Account Based Pension 4)		301,641.62	425,935.17
Gale, Wayne - Pension (Account Based Pension 2)		103,152.29	99,288.61
Gale, Wayne - Pension (Account Based Pension 5)		100,596.04	0.00
Gale, Margaret Ann - Pension (Pension)		11,454.31	102,157.27
Gale, Margaret Ann - Pension (Account Based Pension 4)		104,184.35	99,289.14
Gale, Margaret Ann - Pension (Account Based Pension 6)		100,595.36	0.00
Total Liability for accrued benefits allocated to members' accounts		<u>721,623.97</u>	<u>726,670.19</u>

W.G.

The accompanying notes form part of these financial statements.

Notes to the Financial Statements

For the year ended 30 June 2019

Note 1: Summary of Significant Accounting Policies

The trustees have prepared the financial statements on the basis that the Superannuation Fund is a non-reporting entity because there are no users dependent on general purpose financial statements. The financial statements are therefore special purpose financial statements that have been prepared in order to meet the requirements of the Superannuation Industry (Supervision) Act 1993 and associated Regulations, the trust deed of the Fund and the needs of members.

The financial statements have been prepared on a cash basis and are based on historical costs, except for investments which have been measured at market value.

The following significant accounting policies, which are consistent with the policies applied in the previous period unless otherwise stated, have been adopted in the preparation of the financial statements.

The financial statements were authorised for issue by the Trustee(s).

a. Measurement of Investments

The Fund initially recognises:

- (i) an investment when it controls the future economic benefits expected to flow from the asset. For financial assets, the trade date is considered to be the date on which control of the future economic benefits attributable to the asset passes to the Fund; and
- (ii) a financial liability on the date it becomes a party to the contractual provisions of the instrument.

Investments of the Fund have been measured at market value, which refers to the amount that a willing buyer could reasonably be expected to pay to acquire an asset from a willing seller if the following assumptions were made:

- that the buyer and the seller deal with each other at arm's length in relation to the sale;
- that the sale occurred after proper marketing of the asset; and
- that the buyer and the seller acted knowledgeably and prudentially in relation to the sale.

Market value has been determined as follows:

- (i) shares and other securities listed on the Australian Securities Exchange by reference to the relevant market quotations at the end of the reporting period;
- (ii) units in managed funds by reference to the unit redemption price at the end of the reporting period;
- (iii) fixed-interest securities by reference to the redemption price at the end of the reporting period;
- (iv) unlisted investments are stated at trustees' assessment based on estimated market value at balance date or where necessary, an external valuer's opinion; and
- (v) investment properties at the trustees' assessment of the market value or where necessary a qualified independent valuer's opinion at the end of reporting period.

Financial liabilities, such as trade creditors and other payables, are measured at the gross value of the outstanding balance at the end of the reporting period. The trustees have determined that the gross values of the Fund's financial liabilities is equivalent to their market values. Any remeasurement changes in the gross values of non-current financial liabilities (including liabilities for members' accrued benefits) are recognised in the operating statement in the periods in which they occur.

b. Cash and Cash Equivalents

Cash and cash equivalents include cash on hand and at call, deposits with banks and short-term, highly liquid investments that are readily convertible to cash and subject to an insignificant risk of change in value.

c. Revenue

Revenue is recognised to the extent that it is probable that the economic benefits will flow to the Fund and the revenue can be reliably measured. Revenue is recognised at the fair value of the consideration received or receivable.

Gale Family Superannuation Fund

Notes to the Financial Statements

For the year ended 30 June 2019

Interest revenue

Interest revenue is recognised in respect of fixed-interest securities, and cash and cash equivalent balances. Interest revenue is recognised upon receipt.

Dividend revenue

Dividend revenue is recognised when the dividend has been paid or, in the case of dividend reinvestment schemes, when the dividend is credited to the benefit of the fund.

Rental revenue

Rental revenue arising from operating leases on investment properties is recognised upon receipt.

Distribution revenue

Distributions from unit trusts and managed funds are recognised as at the date the unit value is quoted ex-distribution and if not received at the end of the reporting period, are reflected in the statement of financial position as a receivable at market value.

Remeasurement changes in market values

Remeasurement changes in the market values of assets are recognised as income and determined as the difference between the market value at year-end or consideration received (if sold during the year) and the market value as at the prior year-end or cost (if acquired during the period).

Contributions

Contributions and transfers in are recognised when the control and the benefits from the revenue have been attained and are recorded by the Fund, gross of any taxes, in the period to which they relate.

d. Liability for Accrued Benefits

The liability for accrued benefits represents the Fund's present obligation to pay benefits to members and beneficiaries, and has been calculated as the difference between the carrying amount of the assets and the carrying amount of the other payables and income tax liabilities as at the end of the reporting period.

e. Critical Accounting Estimates and Judgements

The preparation of financial statements requires the trustees to make judgements, estimates and assumptions that affect the application of accounting policies and the reported amounts of assets and liabilities, income and expenses. Actual results may differ from these estimates.

Estimates and underlying assumptions are reviewed on an ongoing basis. Revisions to accounting estimates are recognised in the period in which the estimate is revised and in any future period affected.

Note 2: Derivatives (Options, Hybrids, Future Contracts)

	2019 \$	2018 \$
ANZ JUL-18 CALL 29	0.00	(410.00)
AZJ JUL-18 CALL 4.5	0.00	(312.00)
CCL JUL-18 CALL 9	0.00	(1,039.50)
CPU JUL-18 CALL 19	0.00	(290.00)
CWN JUL-18 CALL 13.75	0.00	(192.00)
ETO Margin Account	7.75	17,151.75

W.G.

Gale Family Superannuation Fund

Notes to the Financial Statements

For the year ended 30 June 2019

NCM JUL-18 CALL 22.5	0.00	(150.00)
ORG JUL-18 CALL 10	0.00	(513.00)
QBE JUL-18 CALL 10.75	0.00	(27.00)
SHL JUL-18 CALL 24.5	0.00	(516.00)
STO JUL-18 CALL 6	0.00	(1,292.00)
TLS JUL-18 CALL 2.97	0.00	(56.00)
WBC JUL-18 CALL 29.5	0.00	(810.00)
WES JUL-18 CALL 45.5	0.00	(4,794.00)
WOW JUL-18 CALL 29.5	0.00	(1,830.00)
WPL JUL-18 CALL 35.83	0.00	(982.50)
	7.75	3,937.75

Note 3: Shares In Listed Companies (Australian)

	2019 \$	2018 \$
Australia And New Zealand Banking Group Limited	56,420.00	56,480.00
Aurizon Holdings Limited	0.00	33,774.00
Coca-cola Amatil Limited	0.00	30,360.00
Coles Group Limited.	16,020.00	0.00
Computershare Limited.	0.00	36,860.00
Crown Resorts Limited	1,245.00	16,200.00
Newcrest Mining Limited	0.00	13,080.00
Navigator Global Investments Limited	0.00	24,030.00
Origin Energy Limited	13,786.66	18,916.58
QBE Insurance Group Limited	35,490.00	29,220.00
Sonic Healthcare Limited	0.00	29,436.00
Santos Limited	0.00	21,907.38
Telstra Corporation Limited.	0.00	18,340.00
Westpac Banking Corporation	0.00	58,600.00
Wesfarmers Limited	43,392.00	61,700.00
Woolworths Group Limited	66,460.00	48,679.40
Woodside Petroleum Ltd	54,540.00	53,190.00
	287,353.66	550,773.36

W.G.

Gale Family Superannuation Fund

Notes to the Financial Statements

For the year ended 30 June 2019

Note 4: Banks and Term Deposits

	2019 \$	2018 \$
Banks		
CMC Markets 16482290	8,287.07	10,000.00
Commonwealth A/c 10901915	100.00	100.00
Macquarie A/c 962279501	322,454.72	170,984.27
Westpac Acc: 34-8634	39,627.10	39,268.66
Westpac Acc:34-8642	71.87	71.75
	370,540.76	220,424.68

Note 5: Liability for Accrued Benefits

	2019 \$	2018 \$
Liability for accrued benefits at beginning of year	726,670.19	718,298.29
Benefits accrued as a result of operations	(5,046.22)	8,371.90
Current year member movements	0.00	0.00
Liability for accrued benefits at end of year	721,623.97	726,670.19

Note 6: Vested Benefits

Vested benefits are benefits that are not conditional upon continued membership of the fund (or any factor other than resignation from the plan) and include benefits which members were entitled to receive had they terminated their fund membership as at the end of the reporting period.

	2019 \$	2018 \$
Vested Benefits	721,623.97	726,670.19

Note 7: Guaranteed Benefits

No guarantees have been made in respect of any part of the liability for accrued benefits.

Note 8: Dividends

	2019 \$	2018 \$
Aurizon Holdings Limited	1,021.80	1,786.20
Australia And New Zealand Banking Group Limited	1,600.00	0.00
Coca-cola Amatil Limited	0.00	1,551.00

W.G.

Gale Family Superannuation Fund

Notes to the Financial Statements

For the year ended 30 June 2019

Commonwealth Bank Of Australia.	2,310.00	0.00
Computershare Limited.	840.00	0.00
Crown Resorts Limited	60.00	720.00
Fairfax Media Limited	0.00	160.00
Hfa Holdings Limited - Ordinary Fully Paid	0.00	453.51
Navigator Global Investments Limited	557.08	403.54
Newcrest Mining Limited	195.02	114.61
Origin Energy Limited	188.60	0.00
QBE Insurance Group Limited	840.00	0.00
Sonic Healthcare Limited	0.00	936.00
Telstra Corporation Limited.	2,660.00	1,855.00
Wesfarmers Limited	3,840.00	2,787.50
Westpac Banking Corporation	1,880.00	0.00
Woodside Petroleum Ltd	2,997.92	0.00
Woolworths Group Limited	2,220.00	1,483.35
	21,210.42	12,250.71

Note 9: Trust Distributions

	2019 \$	2018 \$
Options Account	20,247.69	0.00
	20,247.69	0.00

Note 10: Unrealised Movements in Market Value

	2019 \$	2018 \$
Derivatives (Options, Hybrids, Future Contracts)		
ANZ JUL-18 CALL 29	(150.74)	150.74
AZJ JUL-18 CALL 4.5	(391.45)	391.45
CCL JUL-18 CALL 9	691.12	(691.12)
CPU JUL-18 CALL 19	(240.74)	240.74
CWN JUL-18 CALL 13.75	(139.88)	139.88
NCM JUL-18 CALL 22.5	(194.74)	194.74
ORG JUL-18 CALL 10	91.97	(91.97)
QBE JUL-18 CALL 10.75	(542.31)	542.31

W.G.

Gale Family Superannuation Fund

Notes to the Financial Statements

For the year ended 30 June 2019

SHL JUL-18 CALL 24.5	136.12	(136.12)
STO JUL-18 CALL 6	643.26	(643.26)
TLS JUL-18 CALL 2.97	(327.59)	327.59
WBC JUL-18 CALL 29.5	279.26	(279.26)
WES JUL-18 CALL 45.5	4,054.12	(4,054.12)
WOW JUL-18 CALL 29.5	1,476.05	(1,476.05)
WPL JUL-18 CALL 35.83	111.05	(111.05)
	5,495.50	(5,495.50)
Shares in Listed Companies (Australian)		
Aurizon Holdings Limited	4,591.86	(8,034.00)
Australia And New Zealand Banking Group Limited	(2,121.85)	89.29
Coca-cola Amatil Limited	15,242.50	(99.00)
Coles Group Limited.	(1,061.17)	0.00
Computershare Limited.	53.19	(53.19)
Crown Resorts Limited	265.70	1,464.00
Fairfax Media Limited	0.00	1,254.50
Hfa Holdings Limited - Ordinary Fully Paid	0.00	(1,107.58)
Navigator Global Investments Limited	(14,337.58)	14,337.58
Newcrest Mining Limited	(2,784.06)	984.00
Origin Energy Limited	(5,129.92)	5,978.62
QBE Insurance Group Limited	4,891.75	(2,248.29)
Santos Limited	4,647.02	11,320.56
Sonic Healthcare Limited	(8,625.96)	372.00
Telstra Corporation Limited.	21,543.05	(11,760.00)
Wesfarmers Limited	(7,093.15)	11,550.00
Westpac Banking Corporation	(187.47)	187.47
Woodside Petroleum Ltd	1,350.00	1,453.48
Woolworths Group Limited	17,342.68	7,943.10
	28,586.59	33,632.54

W.G.

Gale Family Superannuation Fund

Notes to the Financial Statements

For the year ended 30 June 2019

Total Unrealised Movement	34,082.09	28,137.04
Realised Movements In Market Value		
	2019	2018
	\$	\$
Shares in Listed Companies (Australian)		
Aurizon Holdings Limited	(3,838.30)	0.00
Australia And New Zealand Banking Group Limited	2,117.83	0.00
Coca-cola Amatil Limited	(15,580.85)	0.00
Commonwealth Bank Of Australia.	(2,637.56)	0.00
Computershare Limited.	(4,039.80)	0.00
Crown Resorts Limited	145.02	0.00
Domain Holdings Australia Limited.	0.00	457.50
Fairfax Media Limited	0.00	(2,925.00)
Navigator Global Investments Limited	13,463.09	0.00
Newcrest Mining Limited	8,455.24	0.00
QBE Insurance Group Limited	(269.18)	0.00
S&P/ASX 200	(1,712.93)	0.00
Santos Limited	(4,249.19)	0.00
Sonic Healthcare Limited	8,943.38	0.00
Telstra Corporation Limited.	(11,019.79)	0.00
Wesfarmers Limited	4,019.68	0.00
Westpac Banking Corporation	(6,764.69)	0.00
Woolworths Group Limited	(8,312.88)	0.00
	(21,280.93)	(2,467.50)
Total Realised Movement	(21,280.93)	(2,467.50)
Changes in Market Values	12,801.16	25,669.54

Note 11: Income Tax Expense

	2019	2018
	\$	\$
The components of tax expense comprise		
Current Tax	(8,395.95)	(3,849.22)

W.G.

Gale Family Superannuation Fund

Notes to the Financial Statements

For the year ended 30 June 2019

Income Tax Expense	(8,395.95)	(3,849.22)
--------------------	------------	------------

The prima facie tax on benefits accrued before income tax is reconciled to the income tax as follows:

Prima facie tax payable on benefits accrued before income tax at 15%	(2,016.33)	678.40
--	------------	--------

Less:

Tax effect of:

Non Taxable Contributions	30,075.00	30,000.00
Increase in MV of Investments	5,112.31	4,220.56
Exempt Pension Income	4,878.75	3,201.60
Realised Accounting Capital Gains	(3,192.14)	(370.13)
Accounting Trust Distributions	3,037.15	0.00

Add:

Tax effect of:

SMSF Non-Deductible Expenses	63.15	1,116.30
Pension Payments	40,455.00	34,680.00
Franking Credits	1,259.39	577.38
Tax Losses	150.15	0.00
Rounding	(0.29)	(0.05)

Less credits:

Franking Credits	8,395.95	3,849.22
------------------	----------	----------

Current Tax or Refund	(8,395.95)	(3,849.22)
-----------------------	------------	------------

W.G.

Gale Family Superannuation Fund
Investment Performance

As at 30 June 2019

Investment	Opening Value	Purchases / Additions	Sales / Reductions	Closing Value	Realised Market Gain	Unrealised Market Gain	Net Income	Income and Market Gain	Return %
Bank Accounts									
CMC Markets 16482290	10,000.00	0.00	0.00	8,287.07	0.00	0.00	0.00	0.00	0.00 %
Commonwealth A/c 10901915	100.00	0.00	0.00	100.00	0.00	0.00	0.00	0.00	0.00 %
Macquarie A/c 962279501	170,984.27	0.00	0.00	322,454.72	0.00	0.00	2,552.57	2,552.57	1.49 %
Westpac Acc: 34-8634	39,268.66	0.00	0.00	39,627.10	0.00	0.00	358.44	358.44	0.91 %
Westpac Acc:34-8642	71.75	0.00	0.00	71.87	0.00	0.00	0.12	0.12	0.17 %
	220,424.68	0.00	0.00	370,540.76	0.00	0.00	2,911.13	2,911.13	1.32 %
Derivatives (Options, Hybrids, Future Contracts)									
ANZ JUL-18 CALL 29	(410.00)	560.74	150.74	0.00	0.00	0.00	0.00	0.00	0.00 %
AZJ JUL-18 CALL 4.5	(312.00)	703.45	391.45	0.00	0.00	0.00	0.00	0.00	0.00 %
CCL JUL-18 CALL 9	(1,039.50)	1,039.50	0.00	0.00	0.00	0.00	0.00	0.00	0.00 %
CPU JUL-18 CALL 19	(290.00)	530.74	0.00	240.74	0.00	0.00	0.00	0.00	0.00 %
CWN JUL-18 CALL 13.75	(192.00)	331.88	139.88	0.00	0.00	0.00	0.00	0.00	0.00 %
ETO Margin Account	17,151.75	23,710.06	40,854.06	7.75	0.00	0.00	9.57	9.57	123.48 %
NCM JUL-18 CALL 22.5	(150.00)	344.74	194.74	0.00	0.00	0.00	0.00	0.00	0.00 %
ORG JUL-18 CALL 10	(513.00)	513.00	0.00	0.00	0.00	0.00	0.00	0.00	0.00 %
QBE JUL-18 CALL 10.75	(27.00)	569.31	542.31	0.00	0.00	0.00	0.00	0.00	0.00 %
SHL JUL-18 CALL 24.5	(516.00)	516.00	0.00	0.00	0.00	0.00	0.00	0.00	0.00 %
STO JUL-18 CALL 6	(1,292.00)	1,292.00	0.00	0.00	0.00	0.00	0.00	0.00	0.00 %
TLS JUL-18 CALL 2.97	(56.00)	383.59	0.00	327.59	0.00	0.00	0.00	0.00	0.00 %
WBC JUL-18 CALL 29.5	(810.00)	810.00	0.00	0.00	0.00	0.00	0.00	0.00	0.00 %
WES JUL-18 CALL 45.5	(4,794.00)	4,794.00	0.00	0.00	0.00	0.00	0.00	0.00	0.00 %
WOW JUL-18 CALL 29.5	(1,830.00)	1,830.00	0.00	0.00	0.00	0.00	0.00	0.00	0.00 %
WPL JUL-18 CALL 35.83	(982.50)	982.50	0.00	0.00	0.00	0.00	0.00	0.00	0.00 %
	3,937.75	38,911.51	42,273.18	576.08	0.00	0.00	9.57	9.57	1.66 %
Other Assets									
ATO Interest	0.00	0.00	0.00	0.00	0.00	0.00	0.52	0.52	0.00 %

W.G.

Gale Family Superannuation Fund Investment Performance

As at 30 June 2019

Investment	Opening Value	Purchases / Additions	Sales / Reductions	Closing Value	Realised Market Gain	Unrealised Market Gain	Net Income	Income and Market Gain	Return %	
	0.00	0.00	0.00	0.00	0.00	0.00	0.52	0.52	0.00 %	
Shares in Listed Companies (Australian)										
AZJ.AX	Aurizon Holdings Limited	33,774.00	0.00	38,365.86	0.00	(3,838.30)	4,591.86	2,038.11	(44.39) %	
ANZ.AX	Australia And New Zealand Banking Group Limited	56,480.00	58,452.56	56,390.71	56,420.00	2,117.83	(2,121.85)	2,281.69	3.90 %	
CCL.AX	Coca-cola Amatil Limited	30,360.00	0.00	45,602.50	0.00	(15,580.85)	15,242.50	(338.35)	2.22 %	
COL.AX	Coles Group Limited.	0.00	17,081.17	0.00	16,020.00	0.00	(1,061.17)	(1,061.17)	(6.21) %	
CBA.AX	Commonwealth Bank Of Australia.	0.00	74,927.93	74,927.93	0.00	(2,637.56)	0.00	662.44	0.00 %	
CPU.AX	Computershare Limited.	36,860.00	0.00	36,913.19	0.00	(4,039.80)	53.19	(2,912.61)	5,475.86 %	
CWN.AX	Crown Resorts Limited	16,200.00	0.00	15,220.70	1,245.00	145.02	265.70	486.14	49.64 %	
NGI.AX	Navigator Global Investments Limited	24,030.00	0.00	9,692.42	0.00	13,463.09	(14,337.58)	(317.41)	(2.21) %	
NCM.AX	Newcrest Mining Limited	13,080.00	77,800.47	88,096.41	0.00	8,455.24	(2,784.06)	5,949.78	213.71 %	
	Options Account	0.00	0.00	0.00	0.00	0.00	20,247.69	20,247.69	0.00 %	
ORG.AX	Origin Energy Limited	18,916.58	0.00	0.00	13,786.66	0.00	(5,129.92)	(4,860.49)	(25.69) %	
QBE.AX	QBE Insurance Group Limited	29,220.00	32,846.54	31,468.29	35,490.00	(269.18)	4,891.75	5,678.57	18.56 %	
XJO.AX	S&P/ASX 200	0.00	113,415.33	113,415.33	0.00	(1,712.93)	0.00	(1,712.93)	0.00 %	
STO.AX	Santos Limited	21,907.38	18,583.84	45,138.24	0.00	(4,249.19)	4,647.02	397.83	(8.56) %	
SHL.AX	Sonic Healthcare Limited	29,436.00	0.00	20,810.04	0.00	8,943.38	(8,625.96)	317.42	3.68 %	
TLS.AX	Telstra Corporation Limited.	18,340.00	42,878.56	82,761.61	0.00	(11,019.79)	21,543.05	14,323.26	(66.49) %	
WES.AX	Wesfarmers Limited	61,700.00	57,137.38	68,352.23	43,392.00	4,019.68	(7,093.15)	2,412.24	4.78 %	
WBC.AX	Westpac Banking Corporation	58,600.00	0.00	58,412.53	0.00	(6,764.69)	(187.47)	(4,266.45)	(2,275.80) %	
WPL.AX	Woodside Petroleum Ltd	53,190.00	0.00	0.00	54,540.00	0.00	1,350.00	5,632.74	10.59 %	
WOW.AX	Woolworths Group Limited	48,679.40	120,394.21	119,956.29	66,460.00	(8,312.88)	17,342.68	12,201.22	24.84 %	
		550,773.36	613,517.99	905,524.28	287,353.66	(21,280.93)	28,586.59	49,854.06	57,159.72	22.09 %
		775,135.79	652,429.50	947,797.46	658,470.50	(21,280.93)	28,586.59	52,775.28	60,080.94	12.52 %

W.G.

Gale Family Superannuation Fund
Investment Summary Report

As at 30 June 2019

Investment	Units	Market Price	Market Value	Average Cost	Accounting Cost	Unrealised Gain/(Loss)	Gain/(Loss)%	Portfolio Weight%	
Cash/Bank Accounts									
CMC Markets 16482290		8,287.070000	8,287.07	8,287.07	8,287.07			1.26 %	
Commonwealth A/c 10901915		100.000000	100.00	100.00	100.00			0.02 %	
Macquarie A/c 962279501		322,454.720000	322,454.72	322,454.72	322,454.72			49.01 %	
Westpac Acc: 34-8634		39,627.100000	39,627.10	39,627.10	39,627.10			6.02 %	
Westpac Acc:34-8642		71.870000	71.87	71.87	71.87			0.01 %	
			370,540.76		370,540.76		0.00 %	56.32 %	
Derivatives (Options, Hybrids, Future Contracts)									
ETO Margin Account		7.750000	7.75	7.75	7.75			0.00 %	
			7.75		7.75		0.00 %	0.00 %	
Shares in Listed Companies (Australian)									
ANZ.AX	Australia And New Zealand Banking Group Limited	2,000.00	28.210000	56,420.00	29.23	58,452.56	(2,032.56)	(3.48) %	8.58 %
COL.AX	Coles Group Limited.	1,200.00	13.350000	16,020.00	14.23	17,081.17	(1,061.17)	(6.21) %	2.44 %
CWN.AX	Crown Resorts Limited	100.00	12.450000	1,245.00	13.84	1,383.70	(138.70)	(10.02) %	0.19 %
ORG.AX	Origin Energy Limited	1,886.00	7.310000	13,786.66	10.70	20,184.68	(6,398.02)	(31.70) %	2.10 %
QBE.AX	QBE Insurance Group Limited	3,000.00	11.830000	35,490.00	10.95	32,846.54	2,643.46	8.05 %	5.39 %
WES.AX	Wesfarmers Limited	1,200.00	36.160000	43,392.00	35.00	42,002.76	1,389.24	3.31 %	6.60 %
WPL.AX	Woodside Petroleum Ltd	1,500.00	36.360000	54,540.00	34.49	51,736.52	2,803.48	5.42 %	8.29 %
WOW.AX	Woolworths Group Limited	2,000.00	33.230000	66,460.00	28.59	57,188.42	9,271.58	16.21 %	10.10 %
				287,353.66		280,876.35	6,477.31	2.31 %	43.68 %
			657,902.17		651,424.86	6,477.31	0.99 %	100.00 %	

W.G.

Gale Family Superannuation Fund
Realised Capital Gains Report

For the period: 1 July 2018 to 30 June 2019

Investment		Accounting Treatment				Tax Treatment						
Purchase Contract Date	Disposal Contract Date	Units	Cost	Proceeds	Accounting Profit/(Loss)	Adjusted Cost Base	Reduced Cost Base	Indexed Cost Base	Indexed Gains	Discounted Gains (Gross)	Other Gains	Capital Loss
Shares in Listed Companies (Australian)												
Aurizon Holdings Limited												
30/12/2013	29/01/2019	7,800.00	38,130.41	34,292.11	(3,838.30)	38,130.41	38,130.41	0.00	0.00	0.00	0.00	(3,838.30)
		7,800.00	38,130.41	34,292.11	(3,838.30)	38,130.41	38,130.41	0.00	0.00	0.00	0.00	(3,838.30)
Australia And New Zealand Banking Group Limited												
18/05/2018	26/07/2018	2,000.00	55,829.97	57,947.80	2,117.83	55,829.97	55,829.97	0.00	0.00	0.00	2,117.83	0.00
		2,000.00	55,829.97	57,947.80	2,117.83	55,829.97	55,829.97	0.00	0.00	0.00	2,117.83	0.00
Coca-cola Amatil Limited												
26/04/2013	30/07/2018	700.00	10,255.37	6,294.33	(3,961.04)	10,255.37	10,255.37	0.00	0.00	0.00	0.00	(3,961.04)
15/04/2013	30/07/2018	1,000.00	14,579.83	8,991.90	(5,587.93)	14,579.83	14,579.83	0.00	0.00	0.00	0.00	(5,587.93)
04/06/2013	30/07/2018	800.00	10,468.02	7,193.52	(3,274.50)	10,468.02	10,468.02	0.00	0.00	0.00	0.00	(3,274.50)
11/07/2013	30/07/2018	800.00	9,950.90	7,193.52	(2,757.38)	9,950.90	9,950.90	0.00	0.00	0.00	0.00	(2,757.38)
		3,300.00	45,254.12	29,673.27	(15,580.85)	45,254.12	45,254.12	0.00	0.00	0.00	0.00	(15,580.85)
Commonwealth Bank Of Australia.												
01/08/2018	03/12/2018	1,000.00	74,575.76	71,938.20	(2,637.56)	74,575.76	74,575.76	0.00	0.00	0.00	0.00	(2,637.56)
		1,000.00	74,575.76	71,938.20	(2,637.56)	74,575.76	74,575.76	0.00	0.00	0.00	0.00	(2,637.56)
Computershare Limited.												
18/05/2018	23/05/2019	2,000.00	36,913.19	32,873.39	(4,039.80)	36,913.19	36,913.19	0.00	0.00	0.00	0.00	(4,039.80)
		2,000.00	36,913.19	32,873.39	(4,039.80)	36,913.19	36,913.19	0.00	0.00	0.00	0.00	(4,039.80)
Crown Resorts Limited												

W.G.

Gale Family Superannuation Fund

Realised Capital Gains Report

For the period: 1 July 2018 to 30 June 2019

Investment		Accounting Treatment				Tax Treatment						
Purchase Contract Date	Disposal Contract Date	Units	Cost	Proceeds	Accounting Profit/(Loss)	Adjusted Cost Base	Reduced Cost Base	Indexed Cost Base	Indexed Gains	Discounted Gains (Gross)	Other Gains	Capital Loss
Shares in Listed Companies (Australian)												
14/10/2014	03/09/2018	1,100.00	14,960.48	15,105.50	145.02	14,960.48	14,960.48	0.00	0.00	145.02	0.00	0.00
		1,100.00	14,960.48	15,105.50	145.02	14,960.48	14,960.48	0.00	0.00	145.02	0.00	0.00
Navigator Global Investments Limited												
10/04/2015	04/10/2018	4,500.00	9,692.42	23,155.51	13,463.09	9,692.42	9,692.42	0.00	0.00	13,463.09	0.00	0.00
		4,500.00	9,692.42	23,155.51	13,463.09	9,692.42	9,692.42	0.00	0.00	13,463.09	0.00	0.00
Newcrest Mining Limited												
02/05/2013	29/01/2019	600.00	10,066.75	13,188.94	3,122.19	10,066.75	10,066.75	0.00	0.00	3,122.19	0.00	0.00
10/10/2018	29/01/2019	1,600.00	30,830.61	35,170.50	4,339.89	30,830.61	30,830.61	0.00	0.00	0.00	4,339.89	0.00
30/01/2019	19/02/2019	1,000.00	22,983.93	23,480.51	496.58	22,983.93	22,983.93	0.00	0.00	0.00	496.58	0.00
30/01/2019	25/02/2019	1,000.00	22,983.93	23,480.51	496.58	22,983.93	22,983.93	0.00	0.00	0.00	496.58	0.00
		4,200.00	86,865.22	95,320.46	8,455.24	86,865.22	86,865.22	0.00	0.00	3,122.19	5,333.05	0.00
QBE Insurance Group Limited												
18/05/2018	27/08/2018	3,000.00	30,988.98	30,719.80	(269.18)	30,988.98	30,988.98	0.00	0.00	0.00	0.00	(269.18)
		3,000.00	30,988.98	30,719.80	(269.18)	30,988.98	30,988.98	0.00	0.00	0.00	0.00	(269.18)
S&P/ASX 200												
07/12/2018	07/12/2018	20.00	113,375.33	111,662.40	(1,712.93)	113,375.33	113,375.33	0.00	0.00	0.00	0.00	(1,712.93)
		20.00	113,375.33	111,662.40	(1,712.93)	113,375.33	113,375.33	0.00	0.00	0.00	0.00	(1,712.93)
Santos Limited												
14/10/2014	30/07/2018	1,400.00	18,382.00	8,394.03	(9,987.97)	18,382.00	18,382.00	0.00	0.00	0.00	0.00	(9,987.97)
07/02/2017	30/07/2018	1,270.00	5,000.00	7,614.58	2,614.58	5,000.00	5,000.00	0.00	0.00	2,614.58	0.00	0.00

W.G.

Gale Family Superannuation Fund

Realised Capital Gains Report

For the period: 1 July 2018 to 30 June 2019

Investment		Accounting Treatment				Tax Treatment						
Purchase Contract Date	Disposal Contract Date	Units	Cost	Proceeds	Accounting Profit/(Loss)	Adjusted Cost Base	Reduced Cost Base	Indexed Cost Base	Indexed Gains	Discounted Gains (Gross)	Other Gains	Capital Loss
Shares in Listed Companies (Australian)												
10/12/2015	30/07/2018	730.00	2,235.77	4,376.89	2,141.12	2,235.77	2,235.77	0.00	0.00	2,141.12	0.00	0.00
01/08/2018	27/08/2018	2,906.00	18,221.26	18,870.11	648.85	18,221.26	18,221.26	0.00	0.00	0.00	648.85	0.00
10/12/2015	27/08/2018	94.00	276.16	610.39	334.23	276.16	276.16	0.00	0.00	334.23	0.00	0.00
		6,400.00	44,115.19	39,866.00	(4,249.19)	44,115.19	44,115.19	0.00	0.00	5,089.93	648.85	(9,987.97)
Sonic Healthcare Limited												
27/06/2014	30/07/2018	1,200.00	20,430.16	29,373.54	8,943.38	20,430.16	20,430.16	0.00	0.00	8,943.38	0.00	0.00
		1,200.00	20,430.16	29,373.54	8,943.38	20,430.16	20,430.16	0.00	0.00	8,943.38	0.00	0.00
Telstra Corporation Limited.												
17/02/2015	21/08/2018	3,000.00	19,357.05	8,303.79	(11,053.26)	19,357.05	19,357.05	0.00	0.00	0.00	0.00	(11,053.26)
17/05/2013	21/08/2018	4,000.00	20,142.41	11,071.71	(9,070.70)	20,142.41	20,142.41	0.00	0.00	0.00	0.00	(9,070.70)
21/08/2018	28/06/2019	14,000.00	42,372.46	51,476.63	9,104.17	42,372.46	42,372.46	0.00	0.00	0.00	9,104.17	0.00
		21,000.00	81,871.92	70,852.13	(11,019.79)	81,871.92	81,871.92	0.00	0.00	0.00	9,104.17	(20,123.96)
Wesfarmers Limited												
04/06/2013	30/07/2018	240.88	9,377.78	10,950.20	1,572.42	9,377.78	9,377.78	0.00	0.00	1,572.42	0.00	0.00
17/05/2013	30/07/2018	485.46	20,781.91	22,068.37	1,286.46	20,781.91	20,781.91	0.00	0.00	1,286.46	0.00	0.00
02/05/2013	30/07/2018	473.66	20,371.49	21,532.29	1,160.80	20,371.49	20,371.49	0.00	0.00	1,160.80	0.00	0.00
		1,200.00	50,531.18	54,550.86	4,019.68	50,531.18	50,531.18	0.00	0.00	4,019.68	0.00	0.00
Westpac Banking Corporation												
28/06/2018	25/02/2019	2,000.00	57,721.79	50,957.10	(6,764.69)	57,721.79	57,721.79	0.00	0.00	0.00	0.00	(6,764.69)
		2,000.00	57,721.79	50,957.10	(6,764.69)	57,721.79	57,721.79	0.00	0.00	0.00	0.00	(6,764.69)

W.G.

Gale Family Superannuation Fund Realised Capital Gains Report

For the period: 1 July 2018 to 30 June 2019

Investment		Accounting Treatment				Tax Treatment						
Purchase Contract Date	Disposal Contract Date	Units	Cost	Proceeds	Accounting Profit/(Loss)	Adjusted Cost Base	Reduced Cost Base	Indexed Cost Base	Indexed Gains	Discounted Gains (Gross)	Other Gains	Capital Loss
Shares in Listed Companies (Australian)												
Woolworths Group Limited												
01/08/2014	30/07/2018	900.00	33,048.18	26,526.11	(6,522.07)	33,048.18	33,048.18	0.00	0.00	0.00	0.00	(6,522.07)
14/10/2014	30/07/2018	600.00	20,591.89	17,684.07	(2,907.82)	20,591.89	20,591.89	0.00	0.00	0.00	0.00	(2,907.82)
11/07/2013	29/01/2019	95.00	2,744.46	2,884.58	140.12	2,744.46	2,744.46	0.00	0.00	140.12	0.00	0.00
01/08/2018	29/01/2019	2,105.00	62,939.36	63,916.25	976.89	62,939.36	62,939.36	0.00	0.00	0.00	976.89	0.00
		3,700.00	119,323.89	111,011.01	(8,312.88)	119,323.89	119,323.89	0.00	0.00	140.12	976.89	(9,429.89)
		64,420.00	880,580.01	859,299.08	(21,280.93)	880,580.01	880,580.01	0.00	0.00	34,923.41	18,180.79	(74,385.13)
		64,420.00	880,580.01	859,299.08	(21,280.93)	880,580.01	880,580.01	0.00	0.00	34,923.41	18,180.79	(74,385.13)

W.G.

Gale Family Superannuation Fund
Investment Income Report

As at 30 June 2019

Investment	Total Income	Franked	Unfranked	Interest/ Other	Franking Credits	Foreign Income	Foreign Credits * 1	Assessable Income (Excl. Capital Gains) * 2	TFN Credits	Other Deductions	Distributed Capital Gains	Non- Assessable Payments
Bank Accounts												
Macquarie A/c 962279501	2,552.57			2,552.57	0.00	0.00	0.00	2,552.57			0.00	0.00
Westpac Acc: 34-8634	358.44			358.44	0.00	0.00	0.00	358.44			0.00	0.00
Westpac Acc:34-8642	0.12			0.12	0.00	0.00	0.00	0.12			0.00	0.00
	2,911.13			2,911.13	0.00	0.00	0.00	2,911.13			0.00	0.00
Derivatives (Options, Hybrids, Future Contracts)												
ETO Margin Account	9.57			9.57	0.00	0.00	0.00	9.57			0.00	0.00
	9.57			9.57	0.00	0.00	0.00	9.57			0.00	0.00
Other Assets												
ATO Interest	0.52			0.52	0.00	0.00	0.00	0.52			0.00	0.00
	0.52			0.52	0.00	0.00	0.00	0.52			0.00	0.00
Shares in Listed Companies (Australian)												
AZJ.AX Aurizon Holdings Limited	1,021.80	613.08	408.72		262.75			1,284.55		0.00		
ANZ.AX Australia And New Zealand Banking Group Limited	1,600.00	1,600.00	0.00		685.71			2,285.71		0.00		
CBA.AX Commonwealth Bank Of Australia.	2,310.00	2,310.00	0.00		990.00			3,300.00		0.00		
CPU.AX Computershare Limited.	840.00	546.00	294.00		234.00			1,074.00		0.00		
CWN.AX Crown Resorts Limited	60.00	36.00	24.00		15.42			75.42		0.00		
NGI.AX Navigator Global Investments Limited	557.08	0.00	557.08		0.00			557.08		0.00		
NCM.AX Newcrest Mining Limited	195.02	195.02	0.00		83.58			278.60		0.00		
Options Account	20,247.69				0.00	0.00	0.00	0.00		0.00	20,359.01	0.00
ORG.AX Origin Energy Limited	188.60	188.60	0.00		80.83			269.43		0.00		
QBE.AX QBE Insurance Group Limited	840.00	504.00	336.00		216.00			1,056.00		0.00		
TLS.AX Telstra Corporation Limited.	2,660.00	2,660.00	0.00		1,140.00			3,800.00		0.00		
WES.AX Wesfarmers Limited	3,840.00	3,840.00	0.00		1,645.71			5,485.71		0.00		
WBC.AX Westpac Banking Corporation	1,880.00	1,880.00	0.00		805.71			2,685.71		0.00		
WPL.AX Woodside Petroleum Ltd	2,997.92	2,997.92	0.00		1,284.82			4,282.74		0.00		
WOW.AX Woolworths Group Limited	2,220.00	2,220.00	0.00		951.42			3,171.42		0.00		

W.G.

**Gale Family Superannuation Fund
Investment Income Report**

As at 30 June 2019

Investment	Total Income	Franked	Unfranked	Interest/ Other	Franking Credits	Foreign Income	Foreign Credits * 1	Assessable Income	TFN Credits	Other Deductions	Distributed Capital Gains	Non- Assessable Payments
								(Excl. Capital Gains) * 2				
	41,458.11	19,590.62	1,619.80		8,395.95	0.00	0.00	29,606.37		0.00	20,359.01	0.00
	44,379.33	19,590.62	1,619.80	2,921.22	8,395.95	0.00	0.00	32,527.59		0.00	20,359.01	0.00

Assessable Income (Excl. Capital Gains)	32,527.59
Net Capital Gain	20,359.01
Total Assessable Income	52,886.60

W.G.

* 1 Includes foreign credits from foreign capital gains.

* 2 Assessable Income in the SMSF Annual Return will be different as capital gains and losses from disposals of assets have not been included.

For a breakdown of Distributed Capital Gains and Non-Assessable Payments refer to Distributions Reconciliation Report.

Gale Family Superannuation Fund

Trustees Declaration

The trustees have determined that the Fund is not a reporting entity and that these special purpose financial statements should be prepared in accordance with the accounting policies described in Note 1 to the financial statements.

The trustees declare that:

- (i) the financial statements and notes to the financial statements for the year ended 30 June 2019 present fairly, in all material respects, the financial position of the Superannuation Fund at 30 June 2019 and the results of its operations for the year ended on that date in accordance with the accounting policies described in Note 1 to the financial statements;
- (ii) the financial statements and notes to the financial statements have been prepared in accordance with the requirements of the trust deed; and
- (iii) the operation of the superannuation fund has been carried out in accordance with its trust deed and in compliance with the requirements of the Superannuation Industry (Supervision) Act 1993 and associated Regulations during the year ended 30 June 2019.

Specifically, the trustees declare that:

- in accordance with s120 of the Superannuation Industry (Supervision) Act 1993, no individual trustee has been or is a disqualified person;
- the Fund has satisfactory title to all assets, all assets are unencumbered and free from charge as prescribed by s50 of the Superannuation Industry (Supervision) Act 1993 and reg13.14 of the Superannuation Industry (Supervision) Act 1994; and
- to the knowledge of the trustees, there have been no events or transactions subsequent to the balance date which could have a material impact on the Fund. Where such events have occurred, the effect of such events has been accounted and noted in the Fund's financial statements.

Signed in accordance with a resolution of the trustees by:

Wayne Gale

.....
Wayne Gale

Trustee

Margaret Gale

.....
Margaret Ann Gale

Trustee

09 / 25 / 2020

Dated this day of

Gale Family Superannuation Fund

Compilation Report

We have compiled the accompanying special purpose financial statements of the Gale Family Superannuation Fund which comprise the statement of financial position as at 30/06/2019 the operating statement for the year then ended, a summary of significant accounting policies and other explanatory notes. The specific purpose for which the special purpose financial statements have been prepared is set out in Note 1 to the financial statements.

The Responsibility of the Trustee(s)

The Trustee(s) of Gale Family Superannuation Fund are solely responsible for the information contained in the special purpose financial statements, the reliability, accuracy and completeness of the information and for the determination that the financial reporting framework used is appropriate to meet their needs and for the purpose that the financial statements were prepared.

Our Responsibility

On the basis of information provided by the Trustee(s), we have compiled the accompanying special purpose financial statements in accordance with the financial reporting framework as described in Note 1 to the financial statements and APES 315: Compilation of Financial Information.

We have applied our expertise in accounting and financial reporting to compile these financial statements in accordance with the financial reporting framework described in Note 1 to the financial statements. We have complied with the relevant ethical requirements of APES 110: Code of Ethics for Professional Accountants.

Assurance Disclaimer

Since a compilation engagement is not an assurance engagement, we are not required to verify the reliability, accuracy or completeness of the information provided to us by management to compile these financial statements. Accordingly, we do not express an audit opinion or a review conclusion on these financial statements.

The special purpose financial statements were compiled exclusively for the benefit of the trustees who are responsible for the reliability, accuracy and completeness of the information used to compile them. We do not accept responsibility for the contents of the special purpose financial statements.

Sam Greco & Co Chartered Accountants

of

Level 1 Mitcham House 1355 Gympie Road, Aspley, Queensland 4034

Signed:



Dated:

25, 9 2020

Gale Family Superannuation Fund

Minutes of a Meeting of the Trustee(s)

held on / / at 27 Yaldara Street, Carseldine, Queensland 4034

PRESENT: Wayne Gale and Margaret Ann Gale

PENSION COMMENCEMENT: Margaret Ann Gale wishes to commence a new Account Based Pension with a commencement date of 09/08/2018.

The Pension Account Balance used to support this pension will be \$500.00, consisting of:

- Taxable amount of \$0.00; and
- Tax Free amount of \$500.00
- Tax Free proportion: 100.00%.

CONDITION OF RELEASE: It was resolved that the member has satisfied the condition of release of retirement and was entitled to access their benefits on their Account Based Pension.

TRUSTEE ACKNOWLEDGEMENT: It was resolved that Trustee(s) have agreed to this and has taken action to ensure the following:

- The member's minimum pension payments are to be made at least annually
- An amount or percentage of the pension will not be prescribed as being left-over when the pension ceases
- The pension can be transferred only on the death of the pensioner to their beneficiary(s).
- The Trustee(s) will comply with ATO obligations such as PAYG withholding and payment summary obligations
- The fund's trust deed provides for payment of this pension to the member
- The Trustee(s) will notify the member, in writing, of their pension amount and assessable amount each year

REVERSIONARY: It is confirmed that the pension balance will automatically revert to Wayne Gale upon the death of the member.

PAYMENT: It was resolved that the trustees have agreed to pay the pension payment for the current year of at least \$20.00 in the frequency of at least an annual payment.

CLOSURE: Signed by the trustee(s) pursuant to the Fund Deed.

Wayne Gale

.....
Wayne Gale
Chairperson

Minutes of a Meeting of the Trustee(s)

held on / / at 27 Yaldara Street, Carseldine, Queensland 4034

PRESENT: Wayne Gale and Margaret Ann Gale

PENSION COMMENCEMENT: Wayne Gale wishes to commence a new Account Based Pension with a commencement date of 31/05/2019.

The Pension Account Balance used to support this pension will be \$100,000.00, consisting of:

- Taxable amount of \$0.00; and
- Tax Free amount of \$100,000.00
- Tax Free proportion: 100.00%.

CONDITION OF RELEASE: It was resolved that the member has satisfied the condition of release of retirement and was entitled to access their benefits on their Account Based Pension.

TRUSTEE ACKNOWLEDGEMENT: It was resolved that Trustee(s) have agreed to this and has taken action to ensure the following:

- The member's minimum pension payments are to be made at least annually
- An amount or percentage of the pension will not be prescribed as being left-over when the pension ceases
- The pension can be transferred only on the death of the pensioner to their beneficiary(s).
- The Trustee(s) will comply with ATO obligations such as PAYG withholding and payment summary obligations
- The fund's trust deed provides for payment of this pension to the member
- The Trustee(s) will notify the member, in writing, of their pension amount and assessable amount each year

REVERSIONARY: It is confirmed that the pension balance will automatically revert to Margaret Ann Gale upon the death of the member.

PAYMENT: It was resolved that the trustees have agreed to pay the pension payment for the current year of at least \$340.00 in the frequency of at least an annual payment.

CLOSURE: Signed by the trustee(s) pursuant to the Fund Deed.

Wayne Gale

.....
Wayne Gale
Chairperson

Minutes of a Meeting of the Trustee(s)

held on / / at 27 Yaldara Street, Carseldine, Queensland 4034

PRESENT:

Wayne Gale and Margaret Ann Gale

PENSION COMMENCEMENT:

Margaret Ann Gale wishes to commence a new Account Based Pension with a commencement date of 31/05/2019.

The Pension Account Balance used to support this pension will be \$100,000.00, consisting of:

- Taxable amount of \$0.00; and
- Tax Free amount of \$100,000.00
- Tax Free proportion: 100.00%.

CONDITION OF RELEASE:

It was resolved that the member has satisfied the condition of release of retirement and was entitled to access their benefits on their Account Based Pension.

**TRUSTEE
ACKNOWLEDGEMENT:**

It was resolved that Trustee(s) have agreed to this and has taken action to ensure the following:

- The member's minimum pension payments are to be made at least annually
- An amount or percentage of the pension will not be prescribed as being left-over when the pension ceases
- The pension can be transferred only on the death of the pensioner to their beneficiary(s).
- The Trustee(s) will comply with ATO obligations such as PAYG withholding and payment summary obligations
- The fund's trust deed provides for payment of this pension to the member
- The Trustee(s) will notify the member, in writing, of their pension amount and assessable amount each year

REVERSIONARY:

It is confirmed that the pension balance will automatically revert to Wayne Gale upon the death of the member.

PAYMENT:

It was resolved that the trustees have agreed to pay the pension payment for the current year of at least \$340.00 in the frequency of at least an annual payment.

CLOSURE:

Signed by the trustee(s) pursuant to the Fund Deed.

Wayne Gale

.....
Wayne Gale
Chairperson

/ /
Gale Family Superannuation Fund
Margaret Ann Gale
27 Yaldara Street, Carseldine, Queensland 4034

Dear Sir/Madam

**Gale Family Superannuation Fund
Commencement of Account Based Pension**

Wayne Gale and Margaret Ann Gale as trustee for Gale Family Superannuation Fund acknowledges that Margaret Ann Gale has advised their intention to commence a new Account Based Pension on 09/08/2018. It is confirmed that the pension balance will automatically revert to Wayne Gale upon the death of the member.

The Trustee(s) has agreed to this and has taken action to ensure the following:

- The member's minimum pension payments are to be made at least annually
- An amount or percentage of the pension will not be prescribed as being left-over when the pension ceases
- The pension can be transferred only on the death of the pensioner to their beneficiary(s).
- The Trustee(s) will comply with ATO obligations such as PAYG withholding and payment summary obligations
- You have reached your preservation age and satisfied the condition of release of retirement under the SIS Act.
- Establish that the fund's trust deed provides for payment of this pension to the member.

The trustee(s) have agreed to pay your pension payment for the current year of at least \$20.00. The frequency will be at the trustee's discretion however will be at minimum an annual payment.

If you have any queries with regard to the above, please do not hesitate to contact me.

Yours sincerely

Wayne Gale

.....
Wayne Gale

Margaret Gale

.....
Margaret Ann Gale

/ /
Gale Family Superannuation Fund
Wayne Gale
27 Yaldara Street, Carseldine, Queensland 4034

Dear Sir/Madam

**Gale Family Superannuation Fund
Commencement of Account Based Pension**

Wayne Gale and Margaret Ann Gale as trustee for Gale Family Superannuation Fund acknowledges that Wayne Gale has advised their intention to commence a new Account Based Pension on 31/05/2019. It is confirmed that the pension balance will automatically revert to Margaret Ann Gale upon the death of the member.

The Trustee(s) has agreed to this and has taken action to ensure the following:

- The member's minimum pension payments are to be made at least annually
- An amount or percentage of the pension will not be prescribed as being left-over when the pension ceases
- The pension can be transferred only on the death of the pensioner to their beneficiary(s).
- The Trustee(s) will comply with ATO obligations such as PAYG withholding and payment summary obligations
- You have reached your preservation age and satisfied the condition of release of retirement under the SIS Act.
- Establish that the fund's trust deed provides for payment of this pension to the member.

The trustee(s) have agreed to pay your pension payment for the current year of at least \$340.00. The frequency will be at the trustee's discretion however will be at minimum an annual payment.

If you have any queries with regard to the above, please do not hesitate to contact me.

Yours sincerely

Wayne Gale

.....
Wayne Gale

Margaret Gale

.....
Margaret Ann Gale

/ /
Gale Family Superannuation Fund
Margaret Ann Gale
27 Yaldara Street, Carseldine, Queensland 4034

Dear Sir/Madam

**Gale Family Superannuation Fund
Commencement of Account Based Pension**

Wayne Gale and Margaret Ann Gale as trustee for Gale Family Superannuation Fund acknowledges that Margaret Ann Gale has advised their intention to commence a new Account Based Pension on 31/05/2019. It is confirmed that the pension balance will automatically revert to Wayne Gale upon the death of the member.

The Trustee(s) has agreed to this and has taken action to ensure the following:

- The member's minimum pension payments are to be made at least annually
- An amount or percentage of the pension will not be prescribed as being left-over when the pension ceases
- The pension can be transferred only on the death of the pensioner to their beneficiary(s).
- The Trustee(s) will comply with ATO obligations such as PAYG withholding and payment summary obligations
- You have reached your preservation age and satisfied the condition of release of retirement under the SIS Act.
- Establish that the fund's trust deed provides for payment of this pension to the member.

The trustee(s) have agreed to pay your pension payment for the current year of at least \$340.00. The frequency will be at the trustee's discretion however will be at minimum an annual payment.

If you have any queries with regard to the above, please do not hesitate to contact me.

Yours sincerely

Wayne Gale

.....
Wayne Gale

Margaret Gale

.....
Margaret Ann Gale

/ /

Wayne Gale
27 Yaldara Street
Carseldine, Queensland 4034

Dear Sir/Madam

**Gale Family Superannuation Fund
Commencement of Account Based Pension**

I hereby request the trustee to commence a Account Based Pension with a commencement date of 09/08/2018 with \$500.00 of the superannuation benefits standing to my member's account in the fund. It is confirmed that the pension balance will automatically revert to Wayne Gale upon the death of the member.

This balance contains:
a Taxable Balance of: \$0.00; and
a Tax Free Balance of: \$500.00.
Tax Free proportion: 100.00%.

I have reached my preservation age and have currently satisfied the condition of release of retirement under the SIS Act.

I agree to withdraw at least my minimum pension of at least \$20.00 and will not exceed my maximum allowable threshold for the current period.

If you have any queries with regard to the above, please do not hesitate to contact me.

Yours sincerely

Margaret Gale

.....
Margaret Ann Gale
27 Yaldara Street, Carseldine, Queensland 4034

/ /

Wayne Gale
27 Yaldara Street
Carseldine, Queensland 4034

Dear Sir/Madam

**Gale Family Superannuation Fund
Commencement of Account Based Pension**

I hereby request the trustee to commence a Account Based Pension with a commencement date of 31/05/2019 with \$100,000.00 of the superannuation benefits standing to my member's account in the fund. It is confirmed that the pension balance will automatically revert to Margaret Ann Gale upon the death of the member.

This balance contains:
a Taxable Balance of: \$0.00; and
a Tax Free Balance of: \$100,000.00.
Tax Free proportion: 100.00%.

I have reached my preservation age and have currently satisfied the condition of release of retirement under the SIS Act.

I agree to withdraw at least my minimum pension of at least \$340.00 and will not exceed my maximum allowable threshold for the current period.

If you have any queries with regard to the above, please do not hesitate to contact me.

Yours sincerely

Wayne Gale

.....
Wayne Gale
27 Yaldara Street, Carseldine, Queensland 4034

/ /

Wayne Gale
27 Yaldara Street
Carseldine, Queensland 4034

Dear Sir/Madam

**Gale Family Superannuation Fund
Commencement of Account Based Pension**

I hereby request the trustee to commence a Account Based Pension with a commencement date of 31/05/2019 with \$100,000.00 of the superannuation benefits standing to my member's account in the fund. It is confirmed that the pension balance will automatically revert to Wayne Gale upon the death of the member.

This balance contains:

a Taxable Balance of: \$0.00; and

a Tax Free Balance of: \$100,000.00.

Tax Free proportion: 100.00%.

I have reached my preservation age and have currently satisfied the condition of release of retirement under the SIS Act.

I agree to withdraw at least my minimum pension of at least \$340.00 and will not exceed my maximum allowable threshold for the current period.

If you have any queries with regard to the above, please do not hesitate to contact me.

Yours sincerely

Margaret Gale

.....
Margaret Ann Gale
27 Yaldara Street, Carseldine, Queensland 4034

/ /

Wayne Gale
Gale Family Superannuation Fund
27 Yaldara Street, Carseldine, Queensland 4034

Dear Sir/Madam

**Gale Family Superannuation Fund
Continuation of Account Based Pension**

We have recently completed a review of the assets of **Gale Family Superannuation Fund** and your Account Based Pension account in the Fund as at 01 July 2018. It is confirmed that the pension balance will automatically revert to Margaret Ann Gale upon the death of the member.

Based on the account balance and the legislative requirements for Account Based Pension, I have set out below the Minimum income stream which must be taken for the year ending 30 June 2019.

Your balance contains:

- a Taxable Balance of: \$256,872.33;
- a Tax Free Balance of: \$169,062.84; and
- a Tax Free proportion: 39.69%.

Your Minimum income stream applicable is \$17,040.00.

If you have any queries with regard to the above, please do not hesitate to contact me.

Yours sincerely

Wayne Gale

.....
Wayne Gale

/ /
Margaret Ann Gale
Gale Family Superannuation Fund
27 Yaldara Street, Carseldine, Queensland 4034

Dear Sir/Madam

**Gale Family Superannuation Fund
Continuation of Account Based Pension**

We have recently completed a review of the assets of **Gale Family Superannuation Fund** and your Account Based Pension account in the Fund as at 01 July 2018. It is confirmed that the pension balance will automatically revert to Wayne Gale upon the death of the member.

Based on the account balance and the legislative requirements for Account Based Pension, I have set out below the Minimum income stream which must be taken for the year ending 30 June 2019.

Your balance contains:

- a Taxable Balance of: \$69,375.00;
- a Tax Free Balance of: \$32,782.27; and
- a Tax Free proportion: 32.09%.

Your Minimum income stream applicable is \$4,090.00.

If you have any queries with regard to the above, please do not hesitate to contact me.

Yours sincerely

Wayne Gale

.....
Wayne Gale

/ /

Wayne Gale
Gale Family Superannuation Fund
27 Yaldara Street, Carseldine, Queensland 4034

Dear Sir/Madam

**Gale Family Superannuation Fund
Continuation of Account Based Pension**

We have recently completed a review of the assets of **Gale Family Superannuation Fund** and your Account Based Pension account in the Fund as at 01 July 2018. It is confirmed that the pension balance will automatically revert to Margaret Ann Gale upon the death of the member.

Based on the account balance and the legislative requirements for Account Based Pension, I have set out below the Minimum income stream which must be taken for the year ending 30 June 2019.

Your balance contains:

- a Taxable Balance of: \$(1.18);
- a Tax Free Balance of: \$1.18; and
- a Tax Free proportion: 31.68%.

Your Minimum income stream applicable is \$0.00.

If you have any queries with regard to the above, please do not hesitate to contact me.

Yours sincerely

Wayne Gale

.....
Wayne Gale

/ /

Margaret Ann Gale
Gale Family Superannuation Fund
27 Yaldara Street, Carseldine, Queensland 4034

Dear Sir/Madam

**Gale Family Superannuation Fund
Continuation of Account Based Pension**

We have recently completed a review of the assets of **Gale Family Superannuation Fund** and your Account Based Pension account in the Fund as at 01 July 2018. It is confirmed that the pension balance will automatically revert to Wayne Gale upon the death of the member.

Based on the account balance and the legislative requirements for Account Based Pension, I have set out below the Minimum income stream which must be taken for the year ending 30 June 2019.

Your balance contains:

- a Taxable Balance of: \$0.00;
- a Tax Free Balance of: \$0.00; and
- a Tax Free proportion: 100.00%.

Your Minimum income stream applicable is \$0.00.

If you have any queries with regard to the above, please do not hesitate to contact me.

Yours sincerely

Wayne Gale

.....
Wayne Gale

/ /
Wayne Gale
Gale Family Superannuation Fund
27 Yaldara Street, Carseldine, Queensland 4034

Dear Sir/Madam

**Gale Family Superannuation Fund
Continuation of Account Based Pension**

We have recently completed a review of the assets of **Gale Family Superannuation Fund** and your Account Based Pension account in the Fund as at 01 July 2018. It is confirmed that the pension balance will automatically revert to Margaret Ann Gale upon the death of the member.

Based on the account balance and the legislative requirements for Account Based Pension, I have set out below the Minimum income stream which must be taken for the year ending 30 June 2019.

Your balance contains:

- a Taxable Balance of: \$0.34;
- a Tax Free Balance of: \$(0.34); and
- a Tax Free proportion: 17.22%.

Your Minimum income stream applicable is \$0.00.

If you have any queries with regard to the above, please do not hesitate to contact me.

Yours sincerely

Wayne Gale

.....
Wayne Gale

/ /

Wayne Gale
Gale Family Superannuation Fund
27 Yaldara Street, Carseldine, Queensland 4034

Dear Sir/Madam

**Gale Family Superannuation Fund
Continuation of Account Based Pension**

We have recently completed a review of the assets of **Gale Family Superannuation Fund** and your Account Based Pension account in the Fund as at 01 July 2018. It is confirmed that the pension balance will automatically revert to Margaret Ann Gale upon the death of the member.

Based on the account balance and the legislative requirements for Account Based Pension, I have set out below the Minimum income stream which must be taken for the year ending 30 June 2019.

Your balance contains:

- a Taxable Balance of: \$0.00;
- a Tax Free Balance of: \$99,288.61; and
- a Tax Free proportion: 100.00%.

Your Minimum income stream applicable is \$3,970.00.

If you have any queries with regard to the above, please do not hesitate to contact me.

Yours sincerely

Wayne Gale

.....
Wayne Gale

/ /
Margaret Ann Gale
Gale Family Superannuation Fund
27 Yaldara Street, Carseldine, Queensland 4034

Dear Sir/Madam

**Gale Family Superannuation Fund
Continuation of Account Based Pension**

We have recently completed a review of the assets of **Gale Family Superannuation Fund** and your Account Based Pension account in the Fund as at 01 July 2018. It is confirmed that the pension balance will automatically revert to Wayne Gale upon the death of the member.

Based on the account balance and the legislative requirements for Account Based Pension, I have set out below the Minimum income stream which must be taken for the year ending 30 June 2019.

Your balance contains:

- a Taxable Balance of: \$0.39;
- a Tax Free Balance of: \$(0.39); and
- a Tax Free proportion: 96.87%.

Your Minimum income stream applicable is \$0.00.

If you have any queries with regard to the above, please do not hesitate to contact me.

Yours sincerely

Wayne Gale

.....
Wayne Gale

/ /
Margaret Ann Gale
Gale Family Superannuation Fund
27 Yaldara Street, Carseldine, Queensland 4034

Dear Sir/Madam

**Gale Family Superannuation Fund
Continuation of Account Based Pension**

We have recently completed a review of the assets of **Gale Family Superannuation Fund** and your **Account Based Pension** account in the Fund as at 01 July 2018. It is confirmed that the pension balance will automatically revert to Margaret Ann Gale upon the death of the member.

Based on the account balance and the legislative requirements for **Account Based Pension**, I have set out below the **Minimum income stream** which must be taken for the year ending 30 June 2019.

Your balance contains:

- a Taxable Balance of: \$0.00;
- a Tax Free Balance of: \$99,289.14; and
- a Tax Free proportion: 100.00%.

Your **Minimum income stream** applicable is \$3,970.00.

If you have any queries with regard to the above, please do not hesitate to contact me.

Yours sincerely

Wayne Gale

.....
Wayne Gale

Minutes of a Meeting of the Trustee(s)

held on / / at 27 Yaldara Street, Carseldine, Queensland 4034

PRESENT: Wayne Gale and Margaret Ann Gale

PENSION CONTINUATION: Wayne Gale wishes to continue existing Account Based Pension with a commencement date of 29/08/2014. It is confirmed that the pension balance will automatically revert to Margaret Ann Gale upon the death of the member.

The Pension Account Balance as at 01/07/2018 is \$425,935.17, consisting of:

- Taxable amount of: \$256,872.33; and
- Tax Free amount of: \$169,062.84
- Tax Free proportion: 39.69%.

TRUSTEE ACKNOWLEDGEMENT: It was resolved that Trustee(s) have agreed to this and has taken action to ensure the following:

- The member's minimum pension payments are to be made at least annually
- An amount or percentage of the pension will not be prescribed as being left-over when the pension ceases
- The pension can be transferred only on the death of the pensioner to their beneficiary(s).
- The Trustee(s) will comply with ATO obligations such as PAYG withholding and payment summary obligations
- The fund's trust deed provides for payment of this pension to the member
- The Trustee(s) will notify the member, in writing, of their pension amount and assessable amount each year

PAYMENT: It was resolved that the trustees have agreed to pay at least the minimum pension payment for the current year of \$17,040.00 in the frequency of at least an annual payment.

CLOSURE: Signed by the trustee(s) pursuant to the Fund Deed.

Wayne Gale

.....
Wayne Gale
Chairperson

Minutes of a Meeting of the Trustee(s)

held on / / at 27 Yaldara Street, Carseldine, Queensland 4034

PRESENT: Wayne Gale and Margaret Ann Gale

PENSION CONTINUATION: Margaret Ann Gale wishes to continue existing Account Based Pension with a commencement date of 07/11/2014. It is confirmed that the pension balance will automatically revert to Wayne Gale upon the death of the member.

The Pension Account Balance as at 01/07/2018 is \$102,157.27, consisting of:

- Taxable amount of: \$69,375.00; and
- Tax Free amount of: \$32,782.27
- Tax Free proportion: 32.09%.

TRUSTEE ACKNOWLEDGEMENT: It was resolved that Trustee(s) have agreed to this and has taken action to ensure the following:

- The member's minimum pension payments are to be made at least annually
- An amount or percentage of the pension will not be prescribed as being left-over when the pension ceases
- The pension can be transferred only on the death of the pensioner to their beneficiary(s).
- The Trustee(s) will comply with ATO obligations such as PAYG withholding and payment summary obligations
- The fund's trust deed provides for payment of this pension to the member
- The Trustee(s) will notify the member, in writing, of their pension amount and assessable amount each year

PAYMENT: It was resolved that the trustees have agreed to pay at least the minimum pension payment for the current year of \$4,090.00 in the frequency of at least an annual payment.

CLOSURE: Signed by the trustee(s) pursuant to the Fund Deed.

Wayne Gale

.....
Wayne Gale
Chairperson

Gale Family Superannuation Fund

Minutes of a Meeting of the Trustee(s)

held on / / at 27 Yaldara Street, Carseldine, Queensland 4034

PRESENT: Wayne Gale and Margaret Ann Gale

PENSION CONTINUATION: Wayne Gale wishes to continue existing Account Based Pension with a commencement date of 01/07/2015. It is confirmed that the pension balance will automatically revert to Margaret Ann Gale upon the death of the member.

The Pension Account Balance as at 01/07/2018 is \$0.00, consisting of:

- Taxable amount of: \$(1.18); and
- Tax Free amount of: \$1.18
- Tax Free proportion: 31.68%.

TRUSTEE ACKNOWLEDGEMENT: It was resolved that Trustee(s) have agreed to this and has taken action to ensure the following:

- The member's minimum pension payments are to be made at least annually
- An amount or percentage of the pension will not be prescribed as being left-over when the pension ceases
- The pension can be transferred only on the death of the pensioner to their beneficiary(s).
- The Trustee(s) will comply with ATO obligations such as PAYG withholding and payment summary obligations
- The fund's trust deed provides for payment of this pension to the member
- The Trustee(s) will notify the member, in writing, of their pension amount and assessable amount each year

PAYMENT: It was resolved that the trustees have agreed to pay at least the minimum pension payment for the current year of \$0.00 in the frequency of at least an annual payment.

CLOSURE: Signed by the trustee(s) pursuant to the Fund Deed.

Wayne Gale

.....
Wayne Gale
Chairperson

Gale Family Superannuation Fund

Minutes of a Meeting of the Trustee(s)

held on / / at 27 Yaldara Street, Carseldine, Queensland 4034

PRESENT: Wayne Gale and Margaret Ann Gale

PENSION CONTINUATION: Margaret Ann Gale wishes to continue existing Account Based Pension with a commencement date of 01/07/2015. It is confirmed that the pension balance will automatically revert to Wayne Gale upon the death of the member.

The Pension Account Balance as at 01/07/2018 is \$0.00, consisting of:

- Taxable amount of: \$0.00; and
- Tax Free amount of: \$0.00
- Tax Free proportion: 100.00%.

TRUSTEE ACKNOWLEDGEMENT: It was resolved that Trustee(s) have agreed to this and has taken action to ensure the following:

- The member's minimum pension payments are to be made at least annually
- An amount or percentage of the pension will not be prescribed as being left-over when the pension ceases
- The pension can be transferred only on the death of the pensioner to their beneficiary(s).
- The Trustee(s) will comply with ATO obligations such as PAYG withholding and payment summary obligations
- The fund's trust deed provides for payment of this pension to the member
- The Trustee(s) will notify the member, in writing, of their pension amount and assessable amount each year

PAYMENT: It was resolved that the trustees have agreed to pay at least the minimum pension payment for the current year of \$0.00 in the frequency of at least an annual payment.

CLOSURE: Signed by the trustee(s) pursuant to the Fund Deed.

Wayne Gale

.....
Wayne Gale
Chairperson

Gale Family Superannuation Fund

Minutes of a Meeting of the Trustee(s)

held on / / at 27 Yaldara Street, Carseldine, Queensland 4034

PRESENT: Wayne Gale and Margaret Ann Gale

PENSION CONTINUATION: Wayne Gale wishes to continue existing Account Based Pension with a commencement date of 01/07/2017. It is confirmed that the pension balance will automatically revert to Margaret Ann Gale upon the death of the member.

The Pension Account Balance as at 01/07/2018 is \$0.00, consisting of:

- Taxable amount of: \$0.34; and
- Tax Free amount of: \$(0.34)
- Tax Free proportion: 17.22%.

TRUSTEE ACKNOWLEDGEMENT: It was resolved that Trustee(s) have agreed to this and has taken action to ensure the following:

- The member's minimum pension payments are to be made at least annually
- An amount or percentage of the pension will not be prescribed as being left-over when the pension ceases
- The pension can be transferred only on the death of the pensioner to their beneficiary(s).
- The Trustee(s) will comply with ATO obligations such as PAYG withholding and payment summary obligations
- The fund's trust deed provides for payment of this pension to the member
- The Trustee(s) will notify the member, in writing, of their pension amount and assessable amount each year

PAYMENT: It was resolved that the trustees have agreed to pay at least the minimum pension payment for the current year of \$0.00 in the frequency of at least an annual payment.

CLOSURE: Signed by the trustee(s) pursuant to the Fund Deed.

Wayne Gale

.....
Wayne Gale
Chairperson

Gale Family Superannuation Fund

Minutes of a Meeting of the Trustee(s)

held on / / at 27 Yaldara Street, Carseldine, Queensland 4034

PRESENT: Wayne Gale and Margaret Ann Gale

PENSION CONTINUATION: Wayne Gale wishes to continue existing Account Based Pension with a commencement date of 25/06/2018. It is confirmed that the pension balance will automatically revert to Margaret Ann Gale upon the death of the member.

The Pension Account Balance as at 01/07/2018 is \$99,288.61, consisting of:

- Taxable amount of: \$0.00; and
- Tax Free amount of: \$99,288.61
- Tax Free proportion: 100.00%.

TRUSTEE ACKNOWLEDGEMENT: It was resolved that Trustee(s) have agreed to this and has taken action to ensure the following:

- The member's minimum pension payments are to be made at least annually
- An amount or percentage of the pension will not be prescribed as being left-over when the pension ceases
- The pension can be transferred only on the death of the pensioner to their beneficiary(s).
- The Trustee(s) will comply with ATO obligations such as PAYG withholding and payment summary obligations
- The fund's trust deed provides for payment of this pension to the member
- The Trustee(s) will notify the member, in writing, of their pension amount and assessable amount each year

PAYMENT: It was resolved that the trustees have agreed to pay at least the minimum pension payment for the current year of \$3,970.00 in the frequency of at least an annual payment.

CLOSURE: Signed by the trustee(s) pursuant to the Fund Deed.

Wayne Gale

.....
Wayne Gale
Chairperson

Gale Family Superannuation Fund

Minutes of a Meeting of the Trustee(s)

held on / / at 27 Yaldara Street, Carseldine, Queensland 4034

PRESENT: Wayne Gale and Margaret Ann Gale

PENSION CONTINUATION: Margaret Ann Gale wishes to continue existing Account Based Pension with a commencement date of 01/07/2017. It is confirmed that the pension balance will automatically revert to Wayne Gale upon the death of the member.

The Pension Account Balance as at 01/07/2018 is \$0.00, consisting of:

- Taxable amount of: \$0.39; and
- Tax Free amount of: \$(0.39)
- Tax Free proportion: 96.87%.

TRUSTEE ACKNOWLEDGEMENT: It was resolved that Trustee(s) have agreed to this and has taken action to ensure the following:

- The member's minimum pension payments are to be made at least annually
- An amount or percentage of the pension will not be prescribed as being left-over when the pension ceases
- The pension can be transferred only on the death of the pensioner to their beneficiary(s).
- The Trustee(s) will comply with ATO obligations such as PAYG withholding and payment summary obligations
- The fund's trust deed provides for payment of this pension to the member
- The Trustee(s) will notify the member, in writing, of their pension amount and assessable amount each year

PAYMENT: It was resolved that the trustees have agreed to pay at least the minimum pension payment for the current year of \$0.00 in the frequency of at least an annual payment.

CLOSURE: Signed by the trustee(s) pursuant to the Fund Deed.

Wayne Gale

.....
Wayne Gale
Chairperson

Gale Family Superannuation Fund

Minutes of a Meeting of the Trustee(s)

held on / / at 27 Yaldara Street, Carseldine, Queensland 4034

PRESENT: Wayne Gale and Margaret Ann Gale

PENSION CONTINUATION: Margaret Ann Gale wishes to continue existing Account Based Pension with a commencement date of 25/06/2018. It is confirmed that the pension balance will automatically revert to Margaret Ann Gale upon the death of the member.

The Pension Account Balance as at 01/07/2018 is \$99,289.14, consisting of:

- Taxable amount of: \$0.00; and
- Tax Free amount of: \$99,289.14
- Tax Free proportion: 100.00%.

TRUSTEE ACKNOWLEDGEMENT: It was resolved that Trustee(s) have agreed to this and has taken action to ensure the following:

- The member's minimum pension payments are to be made at least annually
- An amount or percentage of the pension will not be prescribed as being left-over when the pension ceases
- The pension can be transferred only on the death of the pensioner to their beneficiary(s).
- The Trustee(s) will comply with ATO obligations such as PAYG withholding and payment summary obligations
- The fund's trust deed provides for payment of this pension to the member
- The Trustee(s) will notify the member, in writing, of their pension amount and assessable amount each year

PAYMENT: It was resolved that the trustees have agreed to pay at least the minimum pension payment for the current year of \$3,970.00 in the frequency of at least an annual payment.

CLOSURE: Signed by the trustee(s) pursuant to the Fund Deed.

Wayne Gale

.....
Wayne Gale
Chairperson

Gale Family Superannuation Fund

Minutes of a meeting of the Trustee(s)

held on / / at 27 Yaldara Street, Carseldine, Queensland 4034

PRESENT:	Wayne Gale and Margaret Ann Gale
MINUTES:	The Chair reported that the minutes of the previous meeting had been signed as a true record.
FINANCIAL STATEMENTS OF SUPERANNUATION FUND:	<p>It was resolved that the financial statements would be prepared as special purpose financial statements as, in the opinion of the trustee(s), the Superannuation Fund is a non-reporting entity and therefore is not required to comply with all Australian Accounting Standards.</p> <p>The Chair tabled the financial statements and notes to the financial statements of the Superannuation Fund in respect of the year ended 30 June 2019 and it was resolved that such statements be and are hereby adopted as tabled.</p>
TRUSTEE'S DECLARATION:	It was resolved that the trustee's declaration of the Superannuation Fund be signed.
ANNUAL RETURN:	Being satisfied that the Fund had complied with the requirements of the Superannuation Industry (Supervision) Act 1993 (SISA) and Regulations during the year ended 30 June 2019, it was resolved that the annual return be approved, signed and lodged with the Australian Taxation Office.
TRUST DEED:	The Chair tabled advice received from the Fund's legal adviser confirming that the fund's trust deed is consistent with all relevant superannuation and trust law.
INVESTMENT STRATEGY:	The allocation of the Fund's assets and the Fund's investment performance over the financial year were reviewed and found to be within the acceptable ranges outlined in the investment strategy. After considering the risk, rate of return, diversification and liquidity of the investments and the ability of the Fund to discharge its existing liabilities, it was resolved that the investment strategy continues to reflect the purposes and circumstances of the Fund and its members. Accordingly, no changes in the investment strategy were required.
INSURANCE COVER:	The trustee(s) reviewed the current life and total and permanent disability insurance coverage on offer to the members and resolved that the current insurance arrangements were appropriate for the Fund.
ALLOCATION OF INCOME:	It was resolved that the income of the Fund would be allocated to the members based on their average daily balance (an alternative allocation basis may be percentage of opening balance).
INVESTMENT ACQUISITIONS:	It was resolved to ratify the investment acquisitions throughout the financial year ended 30 June 2019.
INVESTMENT DISPOSALS:	It was resolved to ratify the investment disposals throughout the financial year ended 30 June 2019.
AUDITORS:	<p>It was resolved that</p> <p>Anthony Boys</p> <p>of</p> <p>Po Box 3376, Rundle Mall, South Australia 5000</p> <p>act as auditors of the Fund for the next financial year.</p>
TAX AGENTS:	It was resolved that

Gale Family Superannuation Fund

Minutes of a meeting of the Trustee(s)

held on / / at 27 Yaldara Street, Carseldine, Queensland 4034

Sam Greco & Co Chartered Accountants

act as tax agents of the Fund for the next financial year.

TRUSTEE STATUS:

Each of the trustee(s) confirmed that they are qualified to act as trustee(s) of the Fund and that they are not disqualified persons as defined by s 120 of the SISA.

CONTRIBUTIONS RECEIVED:

It was resolved that the contributions during the year be allocated to members on the basis of the schedule provided by the principal Fund employer.

CLOSURE:

All resolutions for this meeting were made in accordance with the SISA and Regulations.

There being no further business the meeting then closed.

Signed as a true record –

Margaret Gale

.....
Margaret Ann Gale

Chairperson

Gale Family Superannuation Fund

Members Statement

Wayne Gale
 27 Yaldara Street
 Carseldine, Queensland, 4034, Australia

Your Details

Date of Birth : 28/08/1954
 Age: 64
 Tax File Number: Provided
 Date Joined Fund: 20/11/2008
 Service Period Start Date: 04/01/1971
 Date Left Fund:
 Member Code: GALWAY00001P
 Account Start Date 01/07/2017
 Account Phase: Retirement Phase
 Account Description: Account Based Pension 4

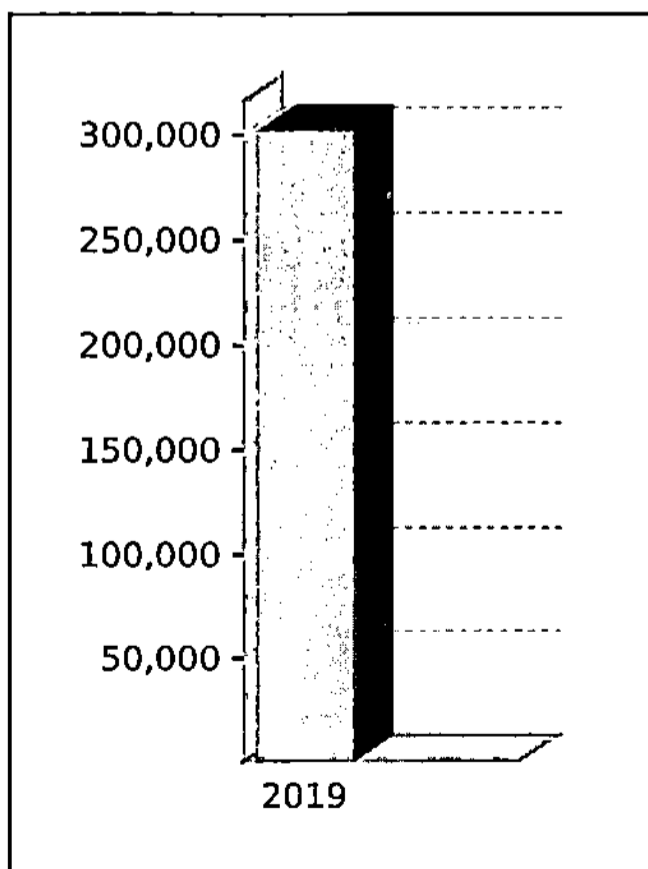
Nominated Beneficiaries Margaret Ann Gale
Vested Benefits 301,641.62
Total Death Benefit 301,641.62
Current Salary 0.00
Previous Salary 0.00
Disability Benefit 0.00

Your Balance

Total Benefits 301,641.62

Preservation Components
 Preserved (145,600.00)
 Unrestricted Non Preserved 447,241.62
 Restricted Non Preserved

Tax Components
 Tax Free (39.69%) 119,730.73
 Taxable 181,910.89



Your Detailed Account Summary

	This Year
Opening balance at 01/07/2018	425,935.17
<u>Increases to Member account during the period</u>	
Employer Contributions	
Personal Contributions (Concessional)	
Personal Contributions (Non Concessional)	
Government Co-Contributions	
Other Contributions	
Proceeds of Insurance Policies	
Transfers In	
Net Earnings	36,056.45
Internal Transfer In	
<u>Decreases to Member account during the period</u>	
Pensions Paid	160,350.00
Contributions Tax	
Income Tax	
No TFN Excess Contributions Tax	
Excess Contributions Tax	
Refund Excess Contributions	
Division 293 Tax	
Insurance Policy Premiums Paid	
Management Fees	
Member Expenses	
Benefits Paid/Transfers Out	
Superannuation Surcharge Tax	
Internal Transfer Out	
Closing balance at 30/06/2019	301,641.62

Gale Family Superannuation Fund

Members Statement

Wayne Gale
 27 Yaldara Street
 Carseldine, Queensland, 4034, Australia

Your Details

Date of Birth : 28/08/1954
 Age: 64
 Tax File Number: Provided
 Date Joined Fund: 20/11/2008
 Service Period Start Date: 04/01/1971
 Date Left Fund:
 Member Code: GALWAY00002A
 Account Start Date 20/11/2008
 Account Phase: Accumulation Phase
 Account Description: Accumulation

Nominated Beneficiaries N/A
 Vested Benefits
 Total Death Benefit 0.00
 Current Salary 0.00
 Previous Salary 0.00
 Disability Benefit 0.00

Your Balance

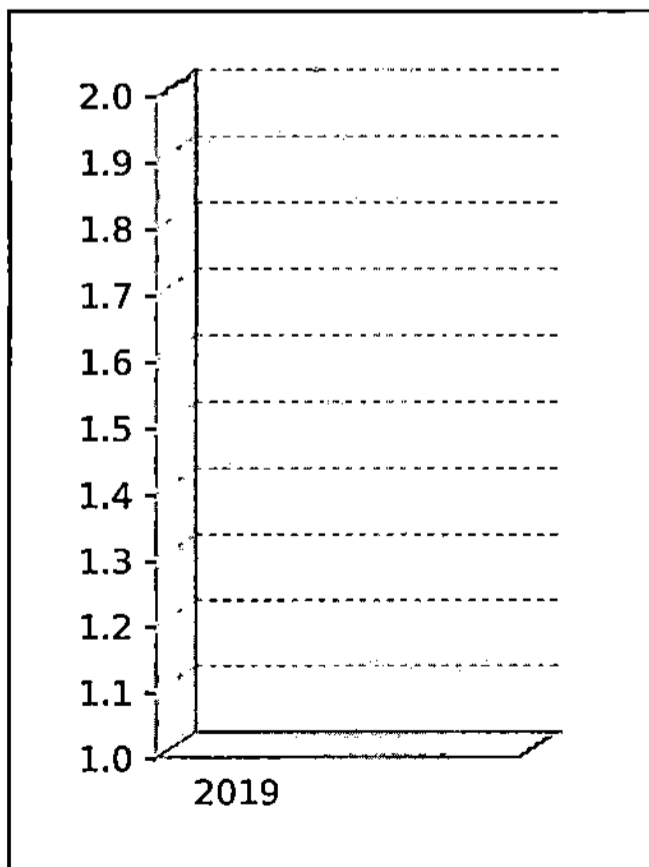
Total Benefits

Preservation Components

Preserved
 Unrestricted Non Preserved
 Restricted Non Preserved

Tax Components

Tax Free
 Taxable



Your Detailed Account Summary

This Year

Opening balance at 01/07/2018

Increases to Member account during the period

Employer Contributions
 Personal Contributions (Concessional)
 Personal Contributions (Non Concessional) 100,000.00
 Government Co-Contributions
 Other Contributions
 Proceeds of Insurance Policies
 Transfers In
 Net Earnings
 Internal Transfer In

Decreases to Member account during the period

Pensions Paid
 Contributions Tax
 Income Tax
 No TFN Excess Contributions Tax
 Excess Contributions Tax
 Refund Excess Contributions
 Division 293 Tax
 Insurance Policy Premiums Paid
 Management Fees
 Member Expenses
 Benefits Paid/Transfers Out
 Superannuation Surcharge Tax
 Internal Transfer Out 100,000.00

Closing balance at 30/06/2019 0.00

Gale Family Superannuation Fund

Members Statement

Wayne Gale
 27 Yaldara Street
 Carseldine, Queensland, 4034, Australia

Your Details

Date of Birth : 28/08/1954
 Age: 64
 Tax File Number: Provided
 Date Joined Fund: 20/11/2008
 Service Period Start Date: 04/01/1971
 Date Left Fund:
 Member Code: GALWAY00003P
 Account Start Date 01/07/2017
 Account Phase: Retirement Phase
 Account Description: Account Based Pension 3

Nominated Beneficiaries Margaret Ann Gale
 Vested Benefits
 Total Death Benefit 0.00
 Current Salary 0.00
 Previous Salary 0.00
 Disability Benefit 0.00

Your Balance

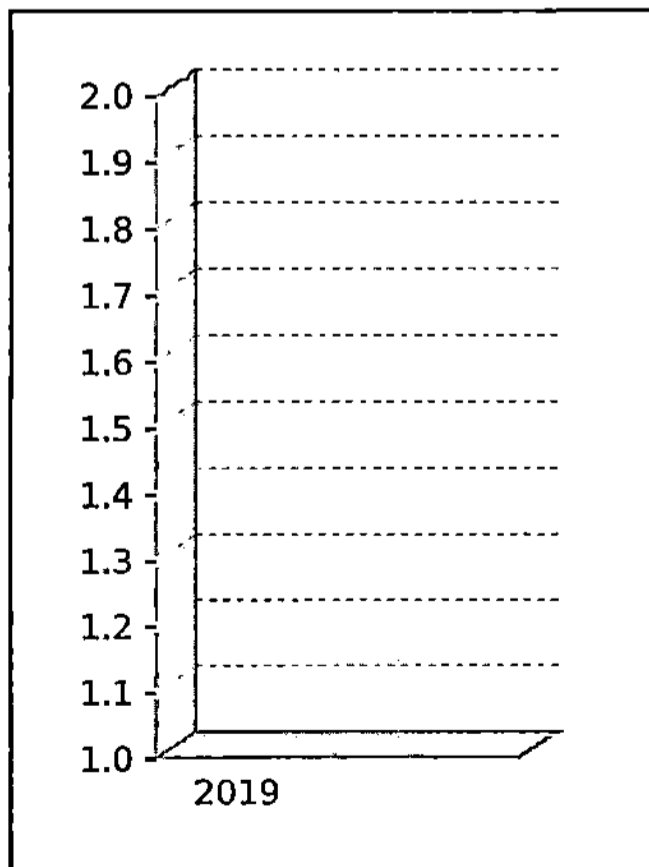
Total Benefits

Preservation Components

Preserved (1,800.00)
 Unrestricted Non Preserved 1,800.00
 Restricted Non Preserved

Tax Components

Tax Free (31.68%) 1.18
 Taxable (1.18)



Your Detailed Account Summary

This Year

Opening balance at 01/07/2018

Increases to Member account during the period

Employer Contributions
 Personal Contributions (Concessional)
 Personal Contributions (Non Concessional)
 Government Co-Contributions
 Other Contributions
 Proceeds of Insurance Policies
 Transfers In
 Net Earnings
 Internal Transfer In

Decreases to Member account during the period

Pensions Paid
 Contributions Tax
 Income Tax
 No TFN Excess Contributions Tax
 Excess Contributions Tax
 Refund Excess Contributions
 Division 293 Tax
 Insurance Policy Premiums Paid
 Management Fees
 Member Expenses
 Benefits Paid/Transfers Out
 Superannuation Surcharge Tax
 Internal Transfer Out

Closing balance at 30/06/2019 0.00

Gale Family Superannuation Fund

Members Statement

Wayne Gale
 27 Yaldara Street
 Carseldine, Queensland, 4034, Australia

Your Details

Date of Birth : 28/08/1954
 Age: 64
 Tax File Number: Provided
 Date Joined Fund: 20/11/2008
 Service Period Start Date: 04/01/1971
 Date Left Fund:
 Member Code: GALWAY00004P
 Account Start Date 01/07/2017
 Account Phase: Retirement Phase
 Account Description: Account Based Pension

Nominated Beneficiaries Margaret Ann Gale
 Vested Benefits
 Total Death Benefit 0.00
 Current Salary 0.00
 Previous Salary 0.00
 Disability Benefit 0.00

Your Balance

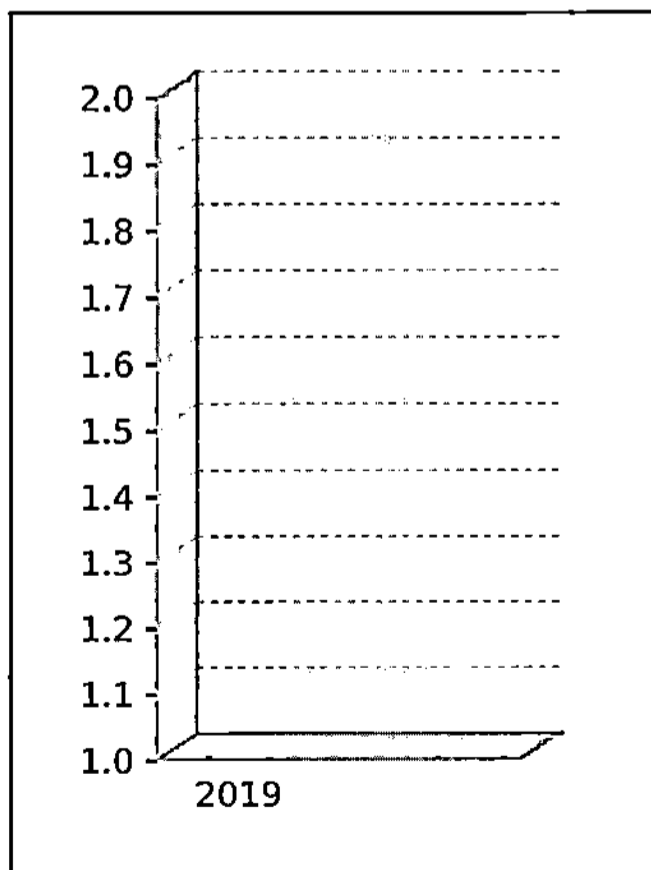
Total Benefits

Preservation Components

Preserved (31,941.58)
 Unrestricted Non Preserved 31,941.58
 Restricted Non Preserved

Tax Components

Tax Free (17.22%) (0.34)
 Taxable 0.34



Your Detailed Account Summary

This Year

Opening balance at 01/07/2018

Increases to Member account during the period

Employer Contributions
 Personal Contributions (Concessional)
 Personal Contributions (Non Concessional)
 Government Co-Contributions
 Other Contributions
 Proceeds of Insurance Policies
 Transfers In
 Net Earnings
 Internal Transfer In

Decreases to Member account during the period

Pensions Paid
 Contributions Tax
 Income Tax
 No TFN Excess Contributions Tax
 Excess Contributions Tax
 Refund Excess Contributions
 Division 293 Tax
 Insurance Policy Premiums Paid
 Management Fees
 Member Expenses
 Benefits Paid/Transfers Out
 Superannuation Surcharge Tax
 Internal Transfer Out

Closing balance at 30/06/2019 0.00

Members Statement

Wayne Gale
 27 Yaldara Street
 Carseldine, Queensland, 4034, Australia

Your Details

Date of Birth : 28/08/1954
 Age: 64
 Tax File Number: Provided
 Date Joined Fund: 20/11/2008
 Service Period Start Date: 04/01/1971
 Date Left Fund:
 Member Code: GALWAY00005P
 Account Start Date 25/06/2018
 Account Phase: Retirement Phase
 Account Description: Account Based Pension 2

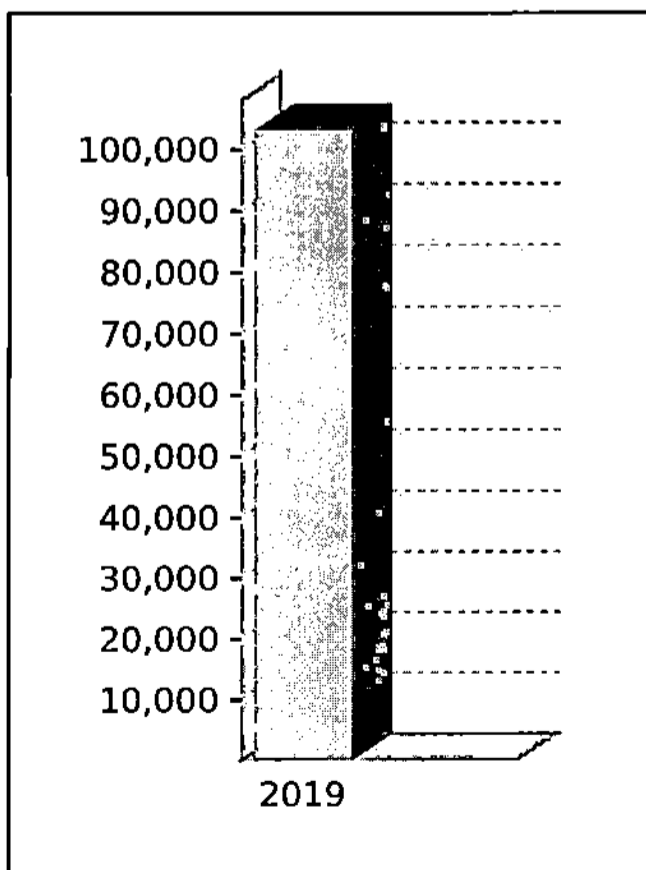
Nominated Beneficiaries Margaret Ann Gale
 Vested Benefits 103,152.29
 Total Death Benefit 103,152.29
 Current Salary 0.00
 Previous Salary 0.00
 Disability Benefit 0.00

Your Balance

Total Benefits 103,152.29

Preservation Components
 Preserved
 Unrestricted Non Preserved 103,152.29
 Restricted Non Preserved

Tax Components
 Tax Free (100.00%) 103,152.29
 Taxable



Your Detailed Account Summary

	This Year
Opening balance at 01/07/2018	99,288.61
<u>Increases to Member account during the period</u>	
Employer Contributions	
Personal Contributions (Concessional)	
Personal Contributions (Non Concessional)	
Government Co-Contributions	
Other Contributions	
Proceeds of Insurance Policies	
Transfers In	
Net Earnings	8,863.68
Internal Transfer In	
<u>Decreases to Member account during the period</u>	
Pensions Paid	5,000.00
Contributions Tax	
Income Tax	
No TFN Excess Contributions Tax	
Excess Contributions Tax	
Refund Excess Contributions	
Division 293 Tax	
Insurance Policy Premiums Paid	
Management Fees	
Member Expenses	
Benefits Paid/Transfers Out	
Superannuation Surcharge Tax	
Internal Transfer Out	
Closing balance at 30/06/2019	103,152.29

Gale Family Superannuation Fund

Members Statement

Wayne Gale
 27 Yaldara Street
 Carseldine, Queensland, 4034, Australia

Your Details

Date of Birth : 28/08/1954
 Age: 64
 Tax File Number: Provided
 Date Joined Fund: 20/11/2008
 Service Period Start Date: 04/01/1971
 Date Left Fund:
 Member Code: GALWAY00034P
 Account Start Date 31/05/2019
 Account Phase: Retirement Phase
 Account Description: Account Based Pension 5

Nominated Beneficiaries Margaret Ann Gale
Vested Benefits 100,596.04
Total Death Benefit 100,596.04
Current Salary 0.00
Previous Salary 0.00
Disability Benefit 0.00

Your Balance

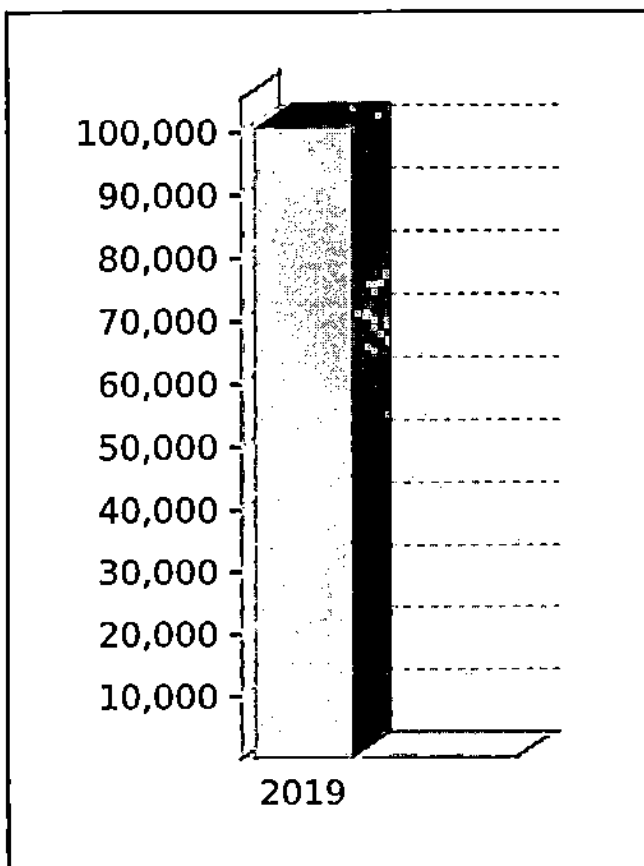
Total Benefits 100,596.04

Preservation Components

Preserved
 Unrestricted Non Preserved 100,596.04
 Restricted Non Preserved

Tax Components

Tax Free (100.00%) 100,596.04
 Taxable



Your Detailed Account Summary

This Year

Opening balance at 01/07/2018

Increases to Member account during the period

Employer Contributions
 Personal Contributions (Concessional)
 Personal Contributions (Non Concessional)
 Government Co-Contributions
 Other Contributions
 Proceeds of Insurance Policies
 Transfers In
 Net Earnings 946.04
 Internal Transfer In 100,000.00

Decreases to Member account during the period

Pensions Paid 350.00
 Contributions Tax
 Income Tax
 No TFN Excess Contributions Tax
 Excess Contributions Tax
 Refund Excess Contributions
 Division 293 Tax
 Insurance Policy Premiums Paid
 Management Fees
 Member Expenses
 Benefits Paid/Transfers Out
 Superannuation Surcharge Tax
 Internal Transfer Out

Closing balance at 30/06/2019 100,596.04

Gale Family Superannuation Fund

Members Statement

Margaret Ann Gale
 27 Yaldara Street
 Carseldine, Queensland, 4034, Australia

Your Details

Date of Birth : 07/11/1954
 Age: 64
 Tax File Number: Provided
 Date Joined Fund: 20/11/2008
 Service Period Start Date: 14/06/1977
 Date Left Fund:
 Member Code: GALMAR00001P
 Account Start Date 07/11/2014
 Account Phase: Retirement Phase
 Account Description: Pension

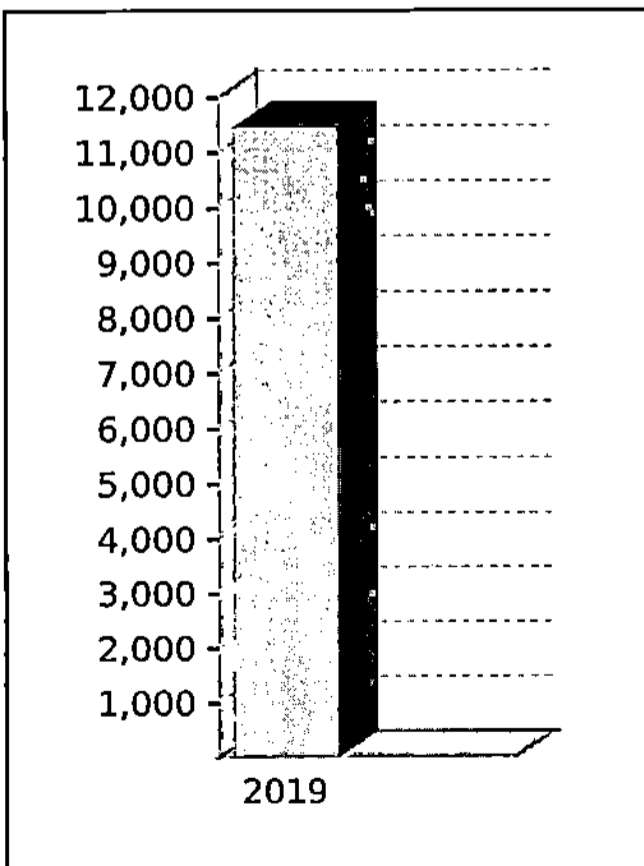
Nominated Beneficiaries Wayne Gale
 Vested Benefits 11,454.31
 Total Death Benefit 11,454.31
 Current Salary 0.00
 Previous Salary 0.00
 Disability Benefit 0.00

Your Balance

Total Benefits 11,454.31

Preservation Components
 Preserved
 Unrestricted Non Preserved 11,454.31
 Restricted Non Preserved

Tax Components
 Tax Free (32.09%) 3,675.69
 Taxable 7,778.62



Your Detailed Account Summary

	This Year
Opening balance at 01/07/2018	102,157.27
<u>Increases to Member account during the period</u>	
Employer Contributions	
Personal Contributions (Concessional)	
Personal Contributions (Non Concessional)	
Government Co-Contributions	
Other Contributions	
Proceeds of Insurance Policies	
Transfers In	
Net Earnings	8,416.22
Internal Transfer In	
<u>Decreases to Member account during the period</u>	
Pensions Paid	99,119.18
Contributions Tax	
Income Tax	
No TFN Excess Contributions Tax	
Excess Contributions Tax	
Refund Excess Contributions	
Division 293 Tax	
Insurance Policy Premiums Paid	
Management Fees	
Member Expenses	
Benefits Paid/Transfers Out	
Superannuation Surcharge Tax	
Internal Transfer Out	
Closing balance at 30/06/2019	11,454.31

Members Statement

Margaret Ann Gale
 27 Yaldara Street
 Carseldine, Queensland, 4034, Australia

Your Details

Date of Birth : 07/11/1954
 Age: 64
 Tax File Number: Provided
 Date Joined Fund: 20/11/2008
 Service Period Start Date: 14/06/1977
 Date Left Fund:
 Member Code: GALMAR00002A
 Account Start Date: 20/11/2008
 Account Phase: Accumulation Phase
 Account Description: Accumulation

Nominated Beneficiaries N/A
 Vested Benefits
 Total Death Benefit 0.00
 Current Salary 0.00
 Previous Salary 0.00
 Disability Benefit 0.00

Your Balance

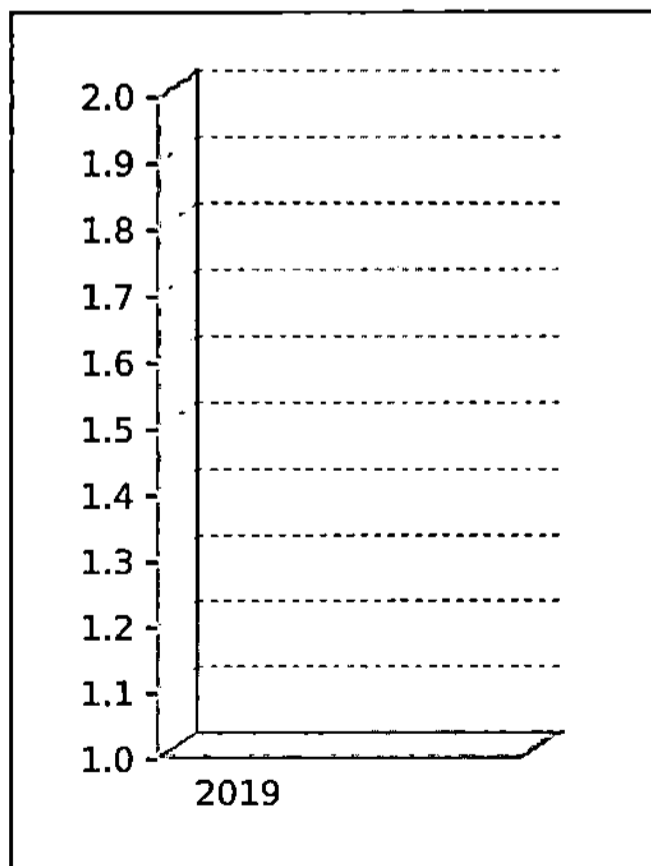
Total Benefits

Preservation Components

Preserved
 Unrestricted Non Preserved
 Restricted Non Preserved

Tax Components

Tax Free
 Taxable



Your Detailed Account Summary

This Year

Opening balance at 01/07/2018	
<u>Increases to Member account during the period</u>	
Employer Contributions	
Personal Contributions (Concessional)	
Personal Contributions (Non Concessional)	100,000.00
Government Co-Contributions	500.00
Other Contributions	
Proceeds of Insurance Policies	
Transfers In	
Net Earnings	
Internal Transfer In	
<u>Decreases to Member account during the period</u>	
Pensions Paid	
Contributions Tax	
Income Tax	
No TFN Excess Contributions Tax	
Excess Contributions Tax	
Refund Excess Contributions	
Division 293 Tax	
Insurance Policy Premiums Paid	
Management Fees	
Member Expenses	
Benefits Paid/Transfers Out	
Superannuation Surcharge Tax	
Internal Transfer Out	100,500.00
Closing balance at 30/06/2019	0.00

Members Statement

Margaret Ann Gale
 27 Yaldara Street
 Carseldine, Queensland, 4034, Australia

Your Details

Date of Birth : 07/11/1954
 Age: 64
 Tax File Number: Provided
 Date Joined Fund: 20/11/2008
 Service Period Start Date: 14/06/1977
 Date Left Fund:
 Member Code: GALMAR00003P
 Account Start Date 01/07/2017
 Account Phase: Retirement Phase
 Account Description: Account Based Pension 2

Nominated Beneficiaries Wayne Gale
 Vested Benefits
 Total Death Benefit 0.00
 Current Salary 0.00
 Previous Salary 0.00
 Disability Benefit 0.00

Your Balance

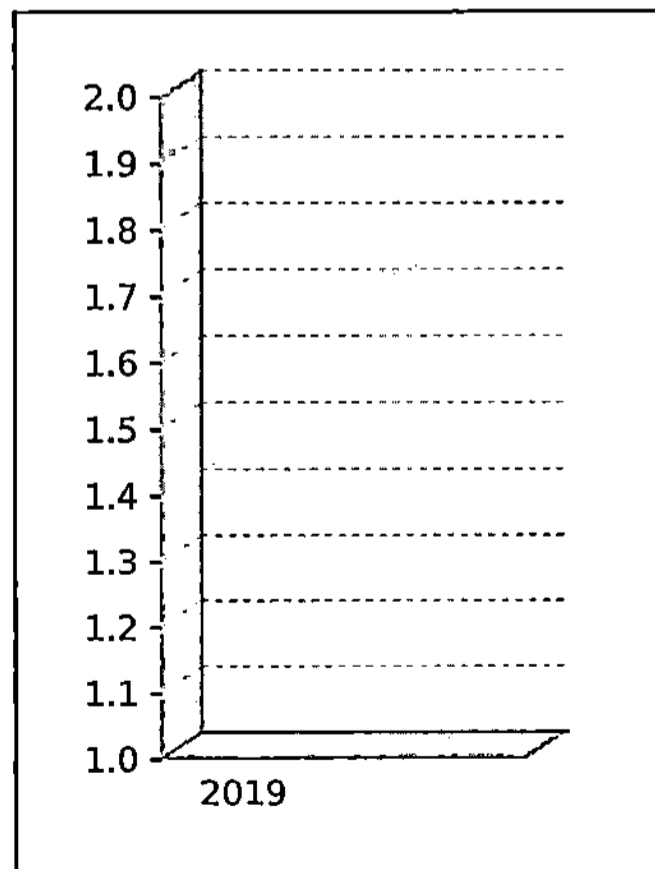
Total Benefits

Preservation Components

Preserved (1,800.00)
 Unrestricted Non Preserved 1,800.00
 Restricted Non Preserved

Tax Components

Tax Free (100.00%)
 Taxable



Your Detailed Account Summary

This Year

Opening balance at 01/07/2018

Increases to Member account during the period

Employer Contributions
 Personal Contributions (Concessional)
 Personal Contributions (Non Concessional)
 Government Co-Contributions
 Other Contributions
 Proceeds of Insurance Policies
 Transfers In
 Net Earnings
 Internal Transfer In

Decreases to Member account during the period

Pensions Paid
 Contributions Tax
 Income Tax
 No TFN Excess Contributions Tax
 Excess Contributions Tax
 Refund Excess Contributions
 Division 293 Tax
 Insurance Policy Premiums Paid
 Management Fees
 Member Expenses
 Benefits Paid/Transfers Out
 Superannuation Surcharge Tax
 Internal Transfer Out

Closing balance at 30/06/2019 0.00

Members Statement

Margaret Ann Gale
 27 Yaldara Street
 Carseldine, Queensland, 4034, Australia

Your Details

Date of Birth : 07/11/1954
 Age: 64
 Tax File Number: Provided
 Date Joined Fund: 20/11/2008
 Service Period Start Date: 14/06/1977
 Date Left Fund:
 Member Code: GALMAR00004P
 Account Start Date 01/07/2017
 Account Phase: Retirement Phase
 Account Description: Account Based Pension 3

Nominated Beneficiaries Wayne Gale
 Vested Benefits
 Total Death Benefit 0.00
 Current Salary 0.00
 Previous Salary 0.00
 Disability Benefit 0.00

Your Balance

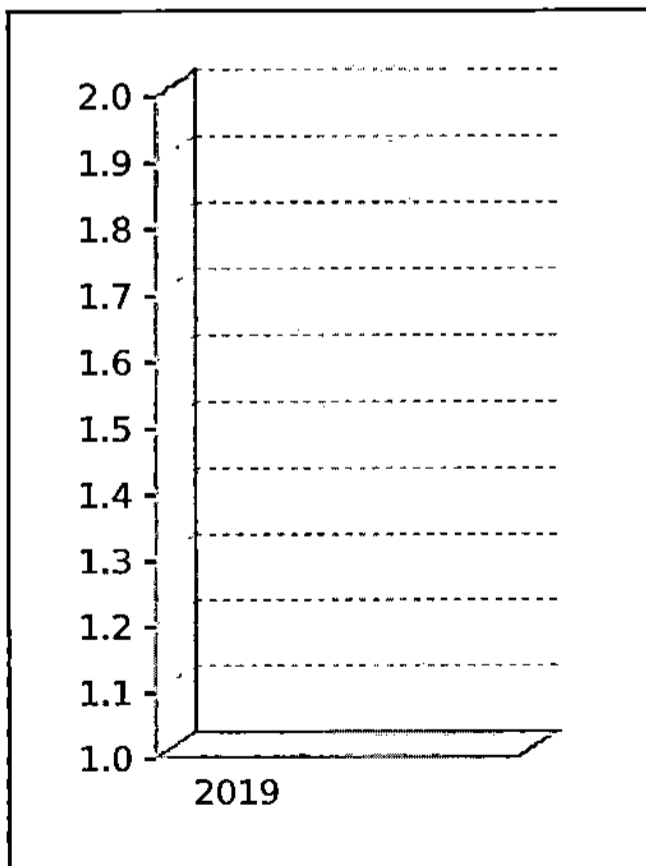
Total Benefits

Preservation Components

Preserved
 Unrestricted Non Preserved
 Restricted Non Preserved

Tax Components

Tax Free (96.87%) (0.39)
 Taxable 0.39



Your Detailed Account Summary

This Year

Opening balance at 01/07/2018

Increases to Member account during the period

Employer Contributions
 Personal Contributions (Concessional)
 Personal Contributions (Non Concessional)
 Government Co-Contributions
 Other Contributions
 Proceeds of Insurance Policies
 Transfers In
 Net Earnings
 Internal Transfer In

Decreases to Member account during the period

Pensions Paid
 Contributions Tax
 Income Tax
 No TFN Excess Contributions Tax
 Excess Contributions Tax
 Refund Excess Contributions
 Division 293 Tax
 Insurance Policy Premiums Paid
 Management Fees
 Member Expenses
 Benefits Paid/Transfers Out
 Superannuation Surcharge Tax
 Internal Transfer Out

Closing balance at 30/06/2019 0.00

Members Statement

Margaret Ann Gale
 27 Yaldara Street
 Carseldine, Queensland, 4034, Australia

Your Details

Date of Birth : 07/11/1954
 Age: 64
 Tax File Number: Provided
 Date Joined Fund: 20/11/2008
 Service Period Start Date: 14/06/1977
 Date Left Fund:
 Member Code: GALMAR00005P
 Account Start Date: 25/06/2018
 Account Phase: Retirement Phase
 Account Description: Account Based Pension 4

Nominated Beneficiaries: Margaret Ann Gale
 Vested Benefits: 104,184.35
 Total Death Benefit: 104,184.35
 Current Salary: 0.00
 Previous Salary: 0.00
 Disability Benefit: 0.00

Your Balance

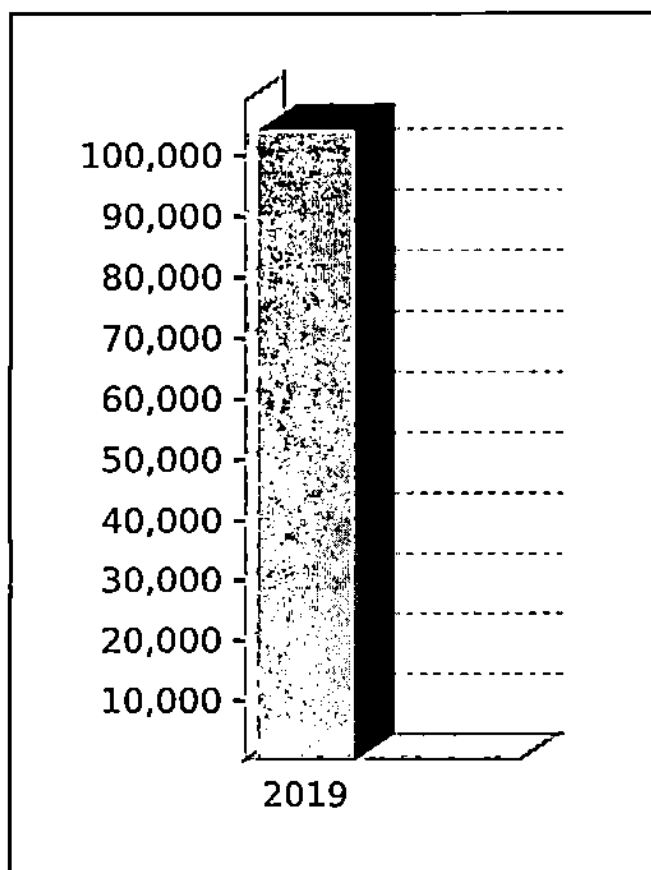
Total Benefits 104,184.35

Preservation Components

Preserved
 Unrestricted Non Preserved 104,184.35
 Restricted Non Preserved

Tax Components

Tax Free (100.00%) 104,184.35
 Taxable



Your Detailed Account Summary

	This Year
Opening balance at 01/07/2018	99,289.14
<u>Increases to Member account during the period</u>	
Employer Contributions	
Personal Contributions (Concessional)	
Personal Contributions (Non Concessional)	
Government Co-Contributions	
Other Contributions	
Proceeds of Insurance Policies	
Transfers In	
Net Earnings	8,895.21
Internal Transfer In	
<u>Decreases to Member account during the period</u>	
Pensions Paid	4,000.00
Contributions Tax	
Income Tax	
No TFN Excess Contributions Tax	
Excess Contributions Tax	
Refund Excess Contributions	
Division 293 Tax	
Insurance Policy Premiums Paid	
Management Fees	
Member Expenses	
Benefits Paid/Transfers Out	
Superannuation Surcharge Tax	
Internal Transfer Out	
Closing balance at 30/06/2019	104,184.35

Members Statement

Margaret Ann Gale
 27 Yaldara Street
 Carseldine, Queensland, 4034, Australia

Your Details

Date of Birth : 07/11/1954
 Age: 64
 Tax File Number: Provided
 Date Joined Fund: 20/11/2008
 Service Period Start Date: 14/06/1977
 Date Left Fund:
 Member Code: GALMAR00056P
 Account Start Date 09/08/2018
 Account Phase: Retirement Phase
 Account Description: Account Based Pension 5

Nominated Beneficiaries Wayne Gale
 Vested Benefits
 Total Death Benefit 0.00
 Current Salary 0.00
 Previous Salary 0.00
 Disability Benefit 0.00

Your Balance

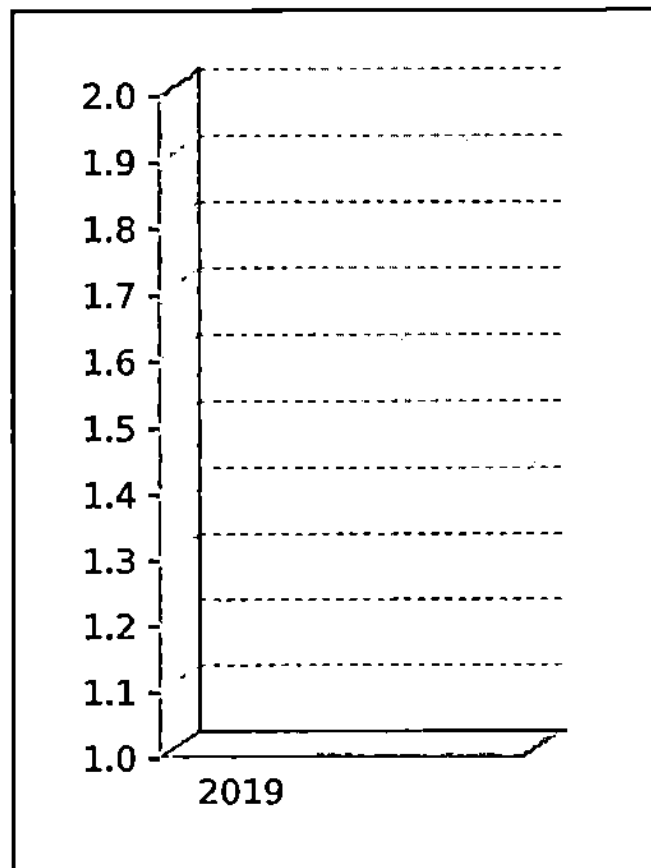
Total Benefits

Preservation Components

Preserved
 Unrestricted Non Preserved
 Restricted Non Preserved

Tax Components

Tax Free (100.00%)
 Taxable



Your Detailed Account Summary

This Year

Opening balance at 01/07/2018	
<u>Increases to Member account during the period</u>	
Employer Contributions	
Personal Contributions (Concessional)	
Personal Contributions (Non Concessional)	
Government Co-Contributions	
Other Contributions	
Proceeds of Insurance Policies	
Transfers In	
Net Earnings	30.82
Internal Transfer In	500.00
<u>Decreases to Member account during the period</u>	
Pensions Paid	530.82
Contributions Tax	
Income Tax	
No TFN Excess Contributions Tax	
Excess Contributions Tax	
Refund Excess Contributions	
Division 293 Tax	
Insurance Policy Premiums Paid	
Management Fees	
Member Expenses	
Benefits Paid/Transfers Out	
Superannuation Surcharge Tax	
Internal Transfer Out	
Closing balance at 30/06/2019	0.00

Gale Family Superannuation Fund

Members Statement

Margaret Ann Gale
 27 Yaldara Street
 Carseldine, Queensland, 4034, Australia

Your Details

Date of Birth : 07/11/1954
 Age: 64
 Tax File Number: Provided
 Date Joined Fund: 20/11/2008
 Service Period Start Date: 14/06/1977
 Date Left Fund:
 Member Code: GALMAR00057P
 Account Start Date 31/05/2019
 Account Phase: Retirement Phase
 Account Description: Account Based Pension 6

Nominated Beneficiaries Wayne Gale
Vested Benefits 100,595.36
Total Death Benefit 100,595.36
Current Salary 0.00
Previous Salary 0.00
Disability Benefit 0.00

Your Balance

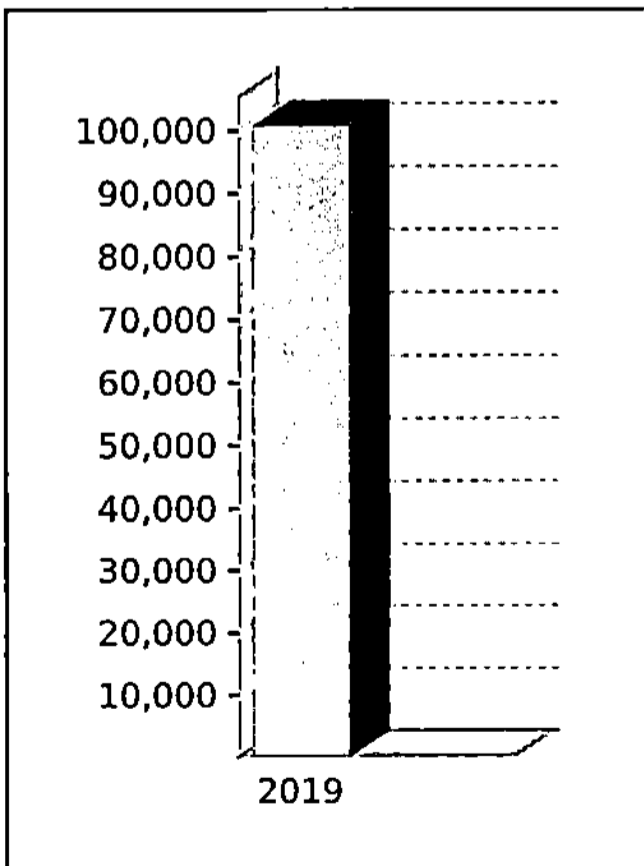
Total Benefits 100,595.36

Preservation Components
 Preserved
 Unrestricted Non Preserved 100,595.36
 Restricted Non Preserved

Tax Components
 Tax Free (100.00%) 100,595.36
 Taxable

Your Detailed Account Summary

	This Year
Opening balance at 01/07/2018	
<u>Increases to Member account during the period</u>	
Employer Contributions	
Personal Contributions (Concessional)	
Personal Contributions (Non Concessional)	
Government Co-Contributions	
Other Contributions	
Proceeds of Insurance Policies	
Transfers In	
Net Earnings	945.36
Internal Transfer In	100,000.00
<u>Decreases to Member account during the period</u>	
Pensions Paid	350.00
Contributions Tax	
Income Tax	
No TFN Excess Contributions Tax	
Excess Contributions Tax	
Refund Excess Contributions	
Division 293 Tax	
Insurance Policy Premiums Paid	
Management Fees	
Member Expenses	
Benefits Paid/Transfers Out	
Superannuation Surcharge Tax	
Internal Transfer Out	
Closing balance at 30/06/2019	100,595.36



Gale Family Superannuation Fund

Pension Summary Report

As at 30/06/2019

Member Name : Gale, Wayne

Member Age : 64* (Date of Birth : 28/08/1954)

Member Code	Pension Type	Pension Start Date	Tax Free	Min / PF	Minimum	Maximum	Gross Pension Payments	PAYG	Net Pension Payment	Amount to reach Minimum
GALWAY 00001P	Account Based Pension	29/08/2014	39.69%	4.00%	\$17,040.00	N/A	\$160,350.00	\$0.00	\$160,350.00	NIL
GALWAY 00003P	Account Based Pension	01/07/2015	31.68%	4.00%	\$0.00	N/A	\$0.00	\$0.00	\$0.00	NIL
GALWAY 00004P	Account Based Pension	01/07/2017	17.22%	4.00%	\$0.00	N/A	\$0.00	\$0.00	\$0.00	NIL
GALWAY 00005P	Account Based Pension	25/06/2018	100.00 %	4.00%	\$3,970.00	N/A	\$5,000.00	\$0.00	\$5,000.00	NIL
GALWAY 00034P	Account Based Pension	31/05/2019	100.00 %	4.00%	\$340.00	N/A	\$350.00	\$0.00	\$350.00	NIL
					\$21,350.00	\$0.00	\$165,700.00	\$0.00	\$165,700.00	\$0.00

Member Name : Gale, Margaret Ann

Member Age : 64* (Date of Birth : 07/11/1954)

Member	Pension	Pension	Tax	Min /	Minimum	Maximum	Gross	PAYG	Net Pension	Amount to
--------	---------	---------	-----	-------	---------	---------	-------	------	-------------	-----------

W.G.

Gale Family Superannuation Fund

Pension Summary Report

As at 30/06/2019

Code	Type	Start Date	Free	PF			Pension Payments		Payment	reach Minimum
GALMAR 00001P	Account Based Pension	07/11/2014	32.09%	4.00%	\$4,090.00	N/A	\$99,119.18	\$0.00	\$99,119.18	NIL
GALMAR 00003P	Account Based Pension	01/07/2015	100.00 %	4.00%	\$0.00	N/A	\$0.00	\$0.00	\$0.00	NIL
GALMAR 00004P	Account Based Pension	01/07/2017	96.87%	4.00%	\$0.00	N/A	\$0.00	\$0.00	\$0.00	NIL
GALMAR 00005P	Account Based Pension	25/06/2018	100.00 %	4.00%	\$3,970.00	N/A	\$4,000.00	\$0.00	\$4,000.00	NIL
GALMAR 00056P	Account Based Pension	09/08/2018	100.00 %	4.00%	\$20.00	N/A	\$530.82	\$0.00	\$530.82	NIL
GALMAR 00057P	Account Based Pension	31/05/2019	100.00 %	4.00%	\$340.00	N/A	\$350.00	\$0.00	\$350.00	NIL
					\$8,420.00	\$0.00	\$104,000.00	\$0.00	\$104,000.00	\$0.00
Total :					\$29,770.00	\$0.00	\$269,700.00	\$0.00	\$269,700.00	\$0.00

*Age as at 01/07/2018 or pension start date for new pensions.

W.G.

Gale Family Superannuation Fund

27 Yaldara Street
Carseldine QLD 4034

Investment Strategy

INVESTMENT OBJECTIVES:

To maximise returns and minimise the risks of investment of the fund's assets in managing and providing superannuation benefits to members and their dependants in meeting their retirement needs. To ensure all investments are consistent with the appropriate Superannuation Legislations and the fund's investment strategy.

RISK, RETURN AND DIVERSIFICATION

Each investment decision will be made with due regard to the associated, risk and expected return. The trustees will seek financial advice where necessary. To maximise overall returns of the fund's investments and minimise the exposure of risk from any particular investment, the fund will maintain a diversified portfolio. The fund's investment will include but not limited to Cash and cash equivalents, Equities (both Australian and International), Debt securities, direct and indirect property, trusts and managed funds, Indicative asset classes are as set out below:

<u>ASSET CLASS</u>	<u>INDICATIVE RANGES</u>
Cash & Money Market Securities	1% to 100%
Australian Fixed Interest	0% to 90%
Australian Managed Funds	0% to 80%
Direct and Indirect Property	0% to 95%
Australian Shares	0% to 95%
International Shares	0% to 50%

Additionally the trustees may use derivatives where appropriate as a means of hedging investment risks and maximising investment return. The trustees reserve the right to make any investment that is permitted under the superannuation rules, the fund's trust deed and may amend this investment strategy to ensure such an investment is consistent with the investment strategy of the fund.

LIQUIDITY

Each investment decision will be made with due regard to the cash flow requirements of the fund. The trustees will consider the liabilities (current and prospective) of the fund and ensure adequate cash is maintained by the fund to meet its liabilities as they fall due. The fund's liquidity needs will be considered at the time of each investment and also during the regular review of the fund's portfolio and investment strategy. The trustees may borrow money to finance the acquisition of investments as appropriate in accordance with the superannuation laws.

INSURANCE COVER:

The trustees will assess the need of insurance for all members and will seek insurance advice where necessary to ensure all members are adequately insured. Insurance policies may be held by the fund or by members personally.

REVIEW:

The investment strategy will be reviewed regularly and at least once a year at the end of financial year. The investment strategy may be revised as appropriate where the trustees' investment objectives change or to include a particular class or type of investment. The fund's investment portfolio will be reviewed at least quarterly.

Wayne Gale

09 / 25 / 2020

Date: _____

Wayne Gale

Margaret Gale

09 / 25 / 2020

Date: _____

Margaret Ann Gale

Gale Family Superannuation Fund (“the Fund”) Derivative Risk Statement

Introduction

The Superannuation Industry Supervision Act (SISA) requires a Derivatives Risk Statement (DRS) to be in effect for superannuation Funds where a charge is given, in relation to the use of derivatives by the Trustee of the Fund. This document sets out the DRS of the Fund, and has been designed to cover the specific requirements of Regulation 13.15A of the SIS act. The Trustees are responsible for ensuring that the use and implementation of derivatives is in accordance with the aims of this DRS.

Objectives

The derivative investment is intended to support the Fund’s overall Investment Strategy. The purpose of making this specific Derivative Investment is consistent with the investment objectives of the Fund. Each Member should comply with all investment guidelines.

Reasons for the use of derivatives

The reason for the derivative investment is to achieve diversified exposure to the entire market through market indices;
Or to achieve transactional efficiency through reducing the cost of achieving a required exposure;
Or to hedge the portfolio against the risk of adverse movements in market prices and thereby reducing volatility;
Or to produce extra income for the Fund by writing/selling covered options.

Risk Analysis

The Trustee is responsible for the risk management and investment decisions of the Fund, including those relating to derivatives. Although professional advice may be sought, the ultimate responsibility remains with the Trustee. There are various types of risks associated with derivatives. These can be broadly categorized under the headings of market risk, basis risk, liquidity risk, credit risk, and legal risk. These risks are described below.

Market Risk - the risk of adverse movements in markets. It arises through the holding of any financial instrument, physical or derivative, which creates exposure to movements in prices of a security or market. The market risk associated with the use of derivative is assessed in the context of the risk profile of the total portfolio.

The predominant market risks involved with derivatives include:

For “buy to open” options position –inherent higher volatility of derivatives compared to physical positions and the time decay, which reduces the market value of the position over time.

For “sell to open” options positions – potential unlimited losses if not covered by physical stock and the Fund may not be able to fulfill the contract’s obligation if exercised.

For future contracts – inherent higher volatility of derivatives compared to physical positions; possible higher losses lead by the involved internal leverage and potential unlimited losses.

Basis Risk - the risk that the value of a derivative will not move in line with the related physical position.

Liquidity Risk – there are two types of liquidity risk, which are Market Liquidity Risk and Funding Liquidity Risk. Market Liquidity Risk is the risk that the Trustees may not be able to, or cannot easily, unwind or offset a particular position due to inadequate market depth or disruptions in the market place. Funding Liquidity Risk is the risk that the Trustee may not be able to meet the future cash flow obligations from the derivative activities such as meeting margin calls on futures contracts.

Counter-Party (Credit) Risk – the risk that a counter- party will fail to perform contractual obligations, that is default either in whole or part, under a contract.

Legal Risk – the risk that a derivative contract will not be legally enforceable.

Restrictions and Controls on the use of Derivatives

The Trustee undertakes to implement the following restrictions, controls, and processes, in order to manage and control the above mentioned risks.

-All open derivative positions are monitored closely on a daily basis.

-Ensuring prior to and during all derivative contracts that any and all potential expiry exercise obligations can be fulfilled by the Fund, and that the exercise event is still consistent with the Fund’s overall Investment Strategy.

-Ensuring that positions in derivatives are covered. For the purposes of this DRS, cover consists of cash, or assets that are equivalent to cash and can be converted to cash within the settlement period. They must be sufficient to meet all potential obligations arising from the underlying asset exposure represented by the derivative position. Cover may also consist of securities in the case of options contracts.

-The setting and execution of a “stop loss” level for all futures and open “sold” option positions, to reduce “unlimited loss” risk on ‘cash settled’ contracts.

-Asset allocation targets and exposure limits specified in the investment strategy(s) of the Fund include both physical and derivative exposures of the portfolio. The Trustees must manage portfolios to these target allocations.

-When a derivative contract is entered into, the Trustee takes into consideration the likelihood that the price of a derivative will move in line with the underlying physical position and assesses whether the level of basis risk is acceptable.

-The market depth of the derivative will be assessed to control liquidity risk.

-Sufficient cash reserves are maintained in the Fund to Fund deposits and margin calls equal to the impact of a considered maximum movement of the net (short plus long) derivative position.

-In order to minimize both counter-party and legal risk, the Trustees will use exchange traded options and futures, which are subject to market standard documentation and settlement procedures. Participants in the exchange are subject to regulation.

Compliance Processes

The compliance process for the Fund includes ongoing monitoring by the Trustee to ensure that the above controls and procedures are effective in controlling and managing the identified risks in the use of derivatives. If deficiencies are identified, the Trustee will take corrective action. The Trustee will review its policies and procedures in an effort to keep current with the evolving derivatives markets and to ensure that they use derivative instruments appropriately and in the best interests of Fund Members. The Trustee will seek advice from an expert investment professional when required to assist with this process.

Signed:

Wayne Gale

Wayne Gale

Margaret Gale

Margaret Gale

09 / 25 / 2020

Date

PART A Electronic lodgment declaration (Form P, T, F, SMSF or EX)

This declaration is to be completed where the tax return is to be lodged via an approved ATO electronic channel. It is the responsibility of the taxpayer to retain this declaration for a period of five years after the declaration is made, penalties may apply for failure to do so.

Privacy

The ATO is authorised by the Taxation Administration Act 1953 to request the provision of tax file numbers (TFNs). The ATO will use the TFNs to identify each partner or beneficiary or entity in our records. It is not an offence not to provide the TFNs. However, you cannot lodge your tax return electronically if you do not quote your TFN.

Taxation law authorises the ATO to collect information and disclose it to other government agencies, including personal information about the person authorised to sign the declaration. For information about privacy go to ato.gov.au/privacy

The Australian Business Register

The Commissioner of Taxation, as Registrar of the Australian Business Register, may use the ABN and business details which you provide on this tax return to maintain the integrity of the register.

Please refer to the privacy statement on the Australian Business Register (ABR) website (www.abr.gov.au) for further information – it outlines our commitment to safeguarding your details.

Electronic funds transfer - direct debit

Where you have requested an EFT direct debit some of your details will be provided to your financial institution and the Tax Office's sponsor bank to facilitate the payment of your taxation liability from your nominated account.

Tax file number

Year

Name of partnership, trust, fund or entity

I authorise my tax agent to electronically transmit this tax return via an approved ATO electronic channel.

Important

Before making this declaration please check to ensure that all income has been disclosed and the tax return is true and correct in every detail. If you are in doubt about any aspect of the tax return, place all the facts before the Tax Office. The tax law provides heavy penalties for false or misleading statements on tax returns.

Declaration: I declare that:

- the information provided to the agent for the preparation of this tax return, including any applicable schedules is true and correct, and
- the agent is authorised to lodge this tax return.

Signature of partner, trustee or director

Date

PART B Electronic funds transfer consent

This declaration is to be completed when an electronic funds transfer (EFT) of a refund is requested and the tax return is being lodged through an approved ATO electronic lodgment channel.

This declaration must be signed by the partner, trustee, director or public officer prior to the EFT details being transmitted to the Tax Office. If you elect for an EFT, all details below must be completed.

Important: Care should be taken when completing EFT details as the payment of any refund will be made to the account specified.

Agent's reference number

Account Name

I authorise the refund to be deposited directly to the specified account.

Signature

Date

Self-managed superannuation fund annual return

2019

Who should complete this annual return?

Only self-managed superannuation funds (SMSFs) can complete this annual return. All other funds must complete the Fund income tax return 2019 (NAT 71287)

Return year

The Self-managed superannuation fund annual return instructions 2019 (NAT 71606) (the instructions) can assist you to complete this annual return.

The SMSF annual return cannot be used to notify us of a change in fund membership. You must update fund details via ABR.gov.au or complete the Change of details for superannuation entities form (NAT3036).

Section A: Fund information
1 Tax file number (TFN)

The Tax Office is authorised by law to request your TFN. You are not obliged to quote your TFN but not quoting it could increase the chance of delay or error in processing your annual return. See the Privacy note in the Declaration.

2 Name of self-managed superannuation fund (SMSF)

3 Australian business number (ABN)

4 Current postal address

5 Annual return status

Is this an amendment to the SMSF's 2019 return?

 A N

Is this the first required return for a newly registered SMSF?

 B N
6 SMSF auditor

Auditor's name

Title

Familyname

First given name

Other given names

SMSF Auditor Number

Auditor's phone number

Use Agent address details?

 N

Postal address

Date audit was completed

 A

Was Part A of the audit report qualified ?

 B N

Was Part B of the audit report qualified ?

 C N

If the audit report was qualified, have the reported issues been rectified?

 D

Sensitive (when completed)

7 Electronic funds transfer (EFT) We need your self-managed super fund's financial institution details to pay any super payments and tax refunds owing to you.

A Fund's financial institution account details

This account is used for super contributions and rollovers. Do not provide a tax agent account here.

Fund BSB number (must be six digits) NNNNNN Fund account number NNNNNN

Fund account name (for example, J&Q Citizen ATF J&Q Family SF) Gale Family Superannuation Fund

I would like my tax refunds made to this account. Y Print Y for yes or N for no. If Yes, Go to C.

Use Agent Trust Account? N

B Financial institution account details for tax refunds

This account is used for tax refunds. You can provide a tax agent account here.

BSB number Account number

Fund account name (for example, J&Q Citizen ATF J&Q Family SF)

C Electronic service address alias

Provide the electronic service address (ESA) issued by your SMSF messaging provider (For example, SMSFdataESAAlias). See instructions for more information.

AUSPOSTSMSF

XXXXXX XXX XXXX XXXXXX XXXXX XXX XXX

8 Status of SMSF Australian superannuation fund A Y Fund benefit structure B A Code Does the fund trust deed allow acceptance of the Government's Super Co-contribution and Low Income Super Contribution? C Y

9 Was the fund wound up during the income year? N Print Y for yes or N for no. If yes, provide the date on which fund was wound up Day Month Year Have all tax lodgment and payment obligations been met?

10 Exempt current pension income Did the fund pay retirement phase superannuation income stream benefits to one or more members in the income year? Y Print Y for yes or N for no.

To claim a tax exemption for current pension income, you must pay at least the minimum benefit payment under the law. Record exempt current pension income at Label A

If No, Go to Section B: Income

If Yes Exempt current pension income amount A 32,525

Which method did you use to calculate your exempt current pension income?

Segregated assets method B X

Unsegregated assets method C Was an actuarial certificate obtained? D Print Y for yes

Did the fund have any other income that was assessable? E N Print Y for yes or N for no. If Yes, go to Section B: Income

Choosing 'No' means that you do not have any assessable income, including no-TFN quoted contributions. If No - Go to Section C: Deductions and non-deductible expenses. (Do not complete Section B: Income.)

If you are entitled to claim any tax offsets, you can list these at Section D: Income tax calculation statement

Section B: Income

Do not complete this section if all superannuation interests in the SMSF were supporting superannuation income streams in the retirement phase for the entire year, there was no other income that was assessable, and you have not realised a deferred notional gain. If you are entitled to claim any tax offsets, you can record these at Section D: Income tax calculation statement.

11 Income

Did you have a capital gains tax (CGT) event during the year? G N Print Y for yes or N for no.

Have you applied an exemption or rollover? M Print Y for yes or N for no.

Code

If the total capital loss or total capital gain is greater than \$10,000 or you elected to use the CGT relief in 2017 and the deferred notional gain has been realised, complete and attach a Capital Gains Tax (CGT) schedule 2019

Net capital gain A

Gross rent and other leasing and hiring income B

Gross interest C

Forestry managed investment scheme income X

Gross foreign income D1 Net foreign income D Loss

Australian franking credits from a New Zealand company E

Transfers from foreign funds F Number

Gross payments where ABN not quoted H

Gross distribution from partnerships I Loss

* Unfranked dividend amount J

* Franked dividend amount K

* Dividend franking credit L

* Gross trust distributions M Code

Calculation of assessable contributions
Assessable employer contributions
R1 0
plus Assessable personal contributions
R2 0
plus #*No-TFN-quoted contributions
R3 0
(an amount must be included even if it is zero)
less Transfer of liability to life insurance company or PST
R6 0

Assessable contributions (R1 plus R2 plus R3 less R6) R 0

Calculation of non-arm's length income
* Net non-arm's length private company dividends
U1
plus * Net non-arm's length trust distributions
U2
plus * Net other non-arm's length income
U3

* Other income S Code

*Assessable income due to changed tax status of fund T

Net non-arm's length income (subject to 45% tax rate) (U1 plus U2 plus U3) U

#This is a mandatory label
* If an amount is entered at this label, check the instructions to ensure the correct tax treatment has been applied.

GROSS INCOME (Sum of labels A to U) W Loss

Exempt current pension income Y

TOTAL ASSESSABLE INCOME (W less Y) V 0 Loss

Sensitive (when completed)

Section C: Deductions and non-deductible expenses

12 Deductions and non-deductible expenses

Under 'Deductions' list all expenses and allowances you are entitled to claim a deduction for. Under 'Non-deductible expenses', list all other expenses or normally allowable deductions that you cannot claim as a deduction (for example, all expenses related to exempt current pension income should be recorded in the 'Non-deductible expenses' column).

	DEDUCTIONS		NON-DEDUCTIBLE EXPENSES	
Interest expenses within Australia	A1		A2	
Interest expenses overseas	B1		B2	
Capital works expenditure	D1		D2	
Decline in value of depreciating assets	E1		E2	
Insurance premiums – members	F1		F2	
Death benefit increase	G1			
SMSF auditor fee	H1		H2	
Investment expenses	I1		I2	
Management and administration expenses	J1	1,001	J2	421
Forestry managed investment scheme expense	U1		U2	
Other amounts	L1		L2	
		Code		Code
Tax losses deducted	M1			

TOTAL DEDUCTIONS
N 1,001
 (Total A1 to M1)

TOTAL NON-DEDUCTIBLE EXPENSES
Y 421
 (Total A2 to L2)

#TAXABLE INCOME OR LOSS
O 1,001 Loss L
 (TOTAL ASSESSABLE INCOME less TOTAL DEDUCTIONS)

TOTAL SMSF EXPENSES
Z 1,422
 (N plus Y)

#This is a mandatory label.

Section D: Income tax calculation statement

#Important:

Section B label R3, Section C label O and Section D labels A, T1, J, T5 and I are mandatory. If you leave these labels blank you will have specified a zero amount

13 Calculation statement

Please refer to the Self-managed superannuation fund annual return instructions 2019 on how to complete the calculation statement.

#Taxable income	A	0
(an amount must be included even if it is zero)		
#Tax on taxable income	T1	0.00
(an amount must be included even if it is zero)		
#Tax on no-TFN-quoted contributions	J	0.00
(an amount must be included even if it is zero)		
Gross tax	B	0.00
(T1 plus J)		

Sensitive (when completed)

Foreign income tax offset C1 <input type="text"/>	Non-refundable non-carry forward tax offsets C <input type="text" value="0.00"/> (C1 plus C2)
Rebates and tax offsets C2 <input type="text"/>	

SUBTOTAL 1
T2
(B less C –cannot be less than zero)

Early stage venture capital limited partnership tax offset D1 <input type="text"/>	Non-refundable carry forward tax offsets D <input type="text" value="0.00"/> (D1 plus D2 plus D3 plus D4)
Early stage venture capital limited partnership tax offset carried forward from previous year D2 <input type="text"/>	
Early stage investor tax offset D3 <input type="text"/>	
Early stage investor tax offset carried forward from previous year D4 <input type="text"/>	

SUBTOTAL 2
T3
(T2 less D –cannot be less than zero)

Complying fund's franking credits tax offset E1 <input type="text" value="8,395.95"/>	Refundable tax offsets E <input type="text" value="8,395.95"/> (E1 plus E2 plus E3 plus E4)
No-TFN tax offset E2 <input type="text"/>	
National rental affordability scheme tax offset E3 <input type="text"/>	
Exploration credit tax offset E4 <input type="text"/>	

#TAX PAYABLE T5
(T3 less E - cannot be less than zero)

Section 102AAM interest charge
G

Sensitive (when completed)

Credit for interest on early payments -- amount of interest	H1 <input type="text"/>	
Credit for tax withheld -- foreign resident withholding (excluding capital gains)	H2 <input type="text"/>	
Credit for tax withheld -- where ABN or TFN not quoted (non-individual)	H3 <input type="text"/>	
Credit for TFN amounts withheld from payments from closely held trusts	H5 <input type="text"/>	
Credit for interest on no-TFN tax offset	H6 <input type="text"/>	
Credit for foreign resident capital gains withholding amounts	H8 <input type="text"/>	
		Eligible credits
		H <input type="text" value="0.00"/>
		(H1 plus H2 plus H3 plus H5 plus H6 plus H8)

#Tax offset refunds (Remainder of refundable tax offsets).	I <input type="text" value="8,395.95"/>
	(unused amount from label E- an amount must be included even if it is zero)

PAYG instalments raised

K

Supervisory levy

L

Supervisory levy adjustment for wound up funds

M

Supervisory levy adjustment for new funds

N

Total amount of tax refundable	S <input type="text" value="8,136.95"/>
	(T5 plus G less H less I less K plus L less M plus N)

#This is a mandatory label.

Section E: Losses

W.G.

14 Losses

If total loss is greater than \$100,000, complete and attach a Losses schedule 2019.

Tax losses carried forward to later income years **U**

Net capital losses carried forward to later income years **V**

Net capital losses brought forward from prior years		Net capital losses carried forward to later income years	
Non-Collectables	<input type="text"/>		<input type="text"/>
Collectables	<input type="text"/>		<input type="text"/>

Sensitive (when completed)

Section F / Section G: Member Information

In Section F / G report all current members in the fund at 30 June.
Use Section F / G to report any former members or deceased members who held an interest in the fund at any time during the income year.

		See the Privacy note in the Declaration.	Member Number
Title	Mr	Member's TFN	XXX XXX XXX
Family name	Gale		1
First given name	Wayne		Account status
Other given names			0 Code
Date of birth	28/08/1954	If deceased, date of death	

Contributions

OPENING ACCOUNT BALANCE 525,223.78

Refer to instructions for completing these labels

Employer contributions
A

ABN of principal employer
A1

Personal contributions
B 100,000.00

CGT small business retirement exemption
C

CGT small business 15-year exemption amount
D

Personal injury election
E

Spouse and child contributions
F

Other third party contributions
G

Proceeds from primary residence disposal

H

Receipt date
H

Assessable foreign superannuation fund amount
I

Non-assessable foreign superannuation fund amount
J

Transfer from reserve: assessable amount
K

Transfer from reserve: non-assessable amount
L

Contributions from non-complying funds and previously non-complying funds
T

Any other contributions (including Super Co-contributions and low income Super Contributions)
M

TOTAL CONTRIBUTIONS **N** 100,000.00
(Sum of labels A to M)

Other transactions

Accumulation phase account balance
S1 0.00

Retirement phase account balance - Non CDBIS
S2 505,389.95

Retirement phase account balance - CDBIS
S3 0.00

0 TRIS Count

Allocated earnings or losses **O** 45,866.17 Loss

Inward rollovers and transfers **P**

Outward rollovers and transfers **Q**

Lump Sum payment **R1** Code

Income stream payment **R2** 165,700.00 Code M

CLOSING ACCOUNT BALANCE **S** 505,389.95
S1 plus S2 plus S3

Accumulation phase value **X1**

Retirement phase value **X2**

Outstanding limited recourse borrowing arrangement amount **Y**

Sensitive (when completed)

See the Privacy note in the Declaration.

Title Member's TFN Member Number

Family name Account status Code

First given name

Other given names

Date of birth If deceased, date of death

Contributions

OPENING ACCOUNT BALANCE

Refer to instructions for completing these labels

Employer contributions

ABN of principal employer

Personal contributions 100,000.00

CGT small business retirement exemption

CGT small business 15-year exemption amount

Personal injury election

Spouse and child contributions

Other third party contributions

Proceeds from primary residence disposal

Receipt date

Assessable foreign superannuation fund amount

Non-assessable foreign superannuation fund amount

Transfer from reserve: assessable amount

Transfer from reserve: non-assessable amount

Contributions from non-complying funds and previously non-complying funds

Any other contributions (including Super Co-contributions and low Income Super Contributions) 500.00

TOTAL CONTRIBUTIONS 100,500.00
(Sum of labels A to M)

Other transactions

Accumulation phase account balance 0.00

Retirement phase account balance - Non CDBIS 216,234.02

Retirement phase account balance - CDBIS 0.00

Allocated earnings or losses 18,287.61

Inward rollovers and transfers

Outward rollovers and transfers

Lump Sum payment

Income stream payment 104,000.00 M

TRIS Count

CLOSING ACCOUNT BALANCE 216,234.02
S1 plus S2 plus S3

Accumulation phase value

Retirement phase value

Outstanding limited recourse borrowing arrangement amount

Sensitive (when completed)

Section H: Assets and liabilities

15 ASSETS

15a Australian managed investments

Listed trusts **A**

Unlisted trusts **B**

Insurance policy **C**

Other managed investments **D**

15b Australian direct investments

Cash and term deposits **E**

Debt securities **F**

Loans **G**

Listed shares **H**

Unlisted shares **I**

Limited recourse borrowing arrangements

Australian residential real property **J1**

Australian non-residential real property **J2**

Overseas real property **J3**

Australian shares **J4**

Overseas shares **J5**

Other **J6**

Limited recourse borrowing arrangements **J**

Non-residential real property **K**

Residential real property **L**

Collectables and personal use assets **M**

Other assets **O**

15c Other investments

Crypto-Currency **N**

15d Overseas direct investments

Overseas shares **P**

Overseas non-residential real property **Q**

Overseas residential real property **R**

Overseas managed investments **S**

Other overseas assets **T**

TOTAL AUSTRALIAN AND OVERSEAS ASSETS **U**
(Sum of labels A to T)

15e In-house assets

Did the fund have a loan to, lease to or investment in, related parties (known as in-house assets) at the end of the income year

15f Limited recourse borrowing arrangements

If the fund had an LRBA were the LRBA borrowings from a licensed financial institution? **A** Print Y for yes or N for no.

Did the members or related parties of the fund use personal guarantees or other security for the LRBA? **B** Print Y for yes or N for no.

Sensitive (when completed)

16 LIABILITIES

Borrowings for limited recourse borrowing arrangements	V1 <input type="text"/>	
Permissible temporary borrowings	V2 <input type="text"/>	
Other borrowings	V3 <input type="text"/>	
		Borrowings V <input type="text"/>
Total member closing account balances (total of all CLOSING ACCOUNT BALANCES from Sections F and G)		W <input type="text" value="721,623"/>
Reserve accounts		X <input type="text"/>
Other liabilities		Y <input type="text"/>
TOTAL LIABILITIES		Z <input type="text" value="721,623"/>

Section I: Taxation of financial arrangements

17 Taxation of financial arrangements (TOFA)

Total TOFA gains	H <input type="text"/>
Total TOFA losses	I <input type="text"/>

Section J: Other information

Family trust election status

If the trust or fund has made, or is making, a family trust election, write the four-digit income year specified of the election (for example, for the 2018–19 income year, write 2019). **A**

If revoking or varying a family trust election, print R for revoke or print V for variation, and complete and attach the Family trust election, revocation or variation 2019. **B**

Interposed entity election status

If the trust or fund has an existing election, write the earliest income year specified. If the trust or fund is making one or more elections this year, write the earliest income year being specified and complete an Interposed entity election or revocation 2019 for each election **C**

If revoking an interposed entity election, print R, and complete and attach the Interposed entity election or revocation 2019. **D**

Section K:Declarations

Penalties may be imposed for false or misleading information in addition to penalties relating to any tax shortfalls.

Important

Before making this declaration check to ensure that all income has been disclosed and the annual return, all attached schedules and any additional documents are true and correct in every detail. If you leave labels blank, you will have specified a zero amount or the label was not applicable to you. If you are in doubt about any aspect of the annual return, place all the facts before the ATO.

Privacy

The ATO is authorised by the Taxation Administration Act 1953 to request the provision of tax file numbers (TFNs). We will use the TFN to identify the entity in our records. It is not an offence not to provide the TFN. However if you do not provide the TFN, the processing of this form may be delayed.

Taxation law authorises the ATO to collect information and disclose it to other government agencies. For information about your privacy go to ato.gov.au/privacy.

TRUSTEE'S OR DIRECTOR'S DECLARATION:

I declare that, the current trustees and directors have authorised this annual return and it is documented as such in the SMSF's records. I have received a copy of the audit report (if required) and are aware of any matters raised therein. The information on this annual return, including any attached schedules and additional documentation is true and correct.

Authorised trustee's, director's or public officer's signature

[Signature box]

Date Day Month Year [Date box]

Preferred trustee or director contact details:

Title Mr, Family name Gale, First given name Wayne, Other given names, Phone number 0422 357707, Email address, Non-individual trustee name (if applicable), ABN of non-individual trustee, Time taken to prepare and complete this annual return Hrs

The Commissioner of Taxation, as Registrar of the Australian Business Register, may use the ABN and business details which you provide on this annual return to maintain the integrity of the register. For further information, refer to the instructions.

TAX AGENT'S DECLARATION:

I, SAM GRECO & CO

declare that the Self-managed superannuation fund annual return 2019 has been prepared in accordance with information provided by the trustees, that the trustees have given me a declaration stating that the information provided to me is true and correct, and that the trustees have authorised me to lodge this annual return.

Tax agent's signature [Signature box], Date Day Month Year [Date box]

Tax agent's contact details

Title Mr, Family name Greco, First given name Sam, Other given names, Tax agent's practice SAM GRECO & CO, Tax agent's phone number 07 32635200, Tax agent number 74856004, Reference number GALE0010

Sensitive (when completed)



CHARTERED ACCOUNTANT

Business Focused Solutions

A.B.N. 16 230 504 491
 PO Box 354, ASPLEY QLD 4034
 Phone (07) 3263 5200 Fax (07) 3263 4830

Wayne
 Gale Family Superannuation Fund
 27 Yaldara Street
 CARSELDINE QLD 4034

Tax Invoice
206317
 Ref: GALE0010
 25 September, 2020

Description	Amount
<p>Professional Services Rendered</p> <p>Preparation of Financial Statements for the period ended 30 June 2019 which included:</p> <ul style="list-style-type: none"> - Dissection and coding of Bank Statements in preparation of Journals for preparation of Trial Balance for the year ended 30 June 2019 - Calculate members benefits and allocate income to each member - Preparation of Member Statements for the period ended 30 June 2019 <p>Preparation and Lodgement of Superannuation Fund Tax Return and associated schedules for the year ended 30 June 2019</p> <ul style="list-style-type: none"> - Preparation of Resolution of Minutes for the period ended 30 June 2019 <p>Sundry advice and Other Matters</p> <p>(This invoice does not include Auditor Fees. These will be invoiced separately by the Auditor.)*</p>	<p>6,435.00</p>

Description	Amount
<p style="text-align: center;">thanks for payment will forward receipt on Monday</p>	

Terms: Strictly Seven Days **AMT Due \$ 6,435.00**
 The Amount Due Includes GST of \$585.00
 * Indicates Taxable Supply
Refer to our Terms of Trade on our website www.taxonline.com.au
REMINDER - TAX RETURNS AND BAS'S WILL NOT BE LODGED UNTIL PAYMENT OF INVOICE

Remittance Advice.		Invoice: 206317
Gale Family Superannuation Fund		Ref: GALE0010
*Cheque *Cash *M/card & VISA Only		25 September, 2020
*Direct Deposit - please use Invoice No. as your REFERENCE		Amt Due: \$ 6,435.00
Senrico Pty Ltd --- BSB 484 799 Acc 167 066 970		
Card No.	<input type="text"/> <input type="text"/> <input type="text"/> <input type="text"/> <input type="text"/> <input type="text"/> <input type="text"/> <input type="text"/> <input type="text"/> <input type="text"/> <input type="text"/> <input type="text"/> <input type="text"/> <input type="text"/> <input type="text"/> <input type="text"/> <input type="text"/> <input type="text"/> <input type="text"/> <input type="text"/>	Validation No. <input type="text"/> <input type="text"/> <input type="text"/>
Cardholder	Signature	Expiry Date/.....

Signature Certificate

Document Ref.: G3J3S-IVCLF-APYCW-S2RHD

Document signed by:

	Wayne Gale Verified E-mail: wgale@tpg.com.au	<i>Wayne Gale</i>
IP: 60.240.230.56 Date: 25 Sep 2020 06:44:05 UTC		

	Margaret Gale Verified E-mail: mgale33@tpg.com.au	<i>Margaret Gale</i>
IP: 60.240.230.56 Date: 25 Sep 2020 06:57:31 UTC		

Document completed by all parties on:
25 Sep 2020 06:57:31 UTC

Page 1 of 1



Signed with PandaDoc.com

PandaDoc is the document platform that boosts your company's revenue by accelerating the way it transacts.



B - Permanent Documents

2019 Financial Year

Preparer Sunil Kumar Gaur

Reviewer James McMahon

Status Completed

Supporting Documents

- Fund Summary Report Report
- Super Fund Lookup.pdf
- ABNCurrentDetails_60569208970.pdf

Standard Checklist

- Attach latest copy of ASIC annual company statement (if corporate trustee)
- Ensure latest copies of ATO Trustee Declarations and ATO confirmation that the fund is a regulated fund is attached
- Ensure latest copies of trustee consents, member consents and registers are attached
- Ensure latest copy of trust deed (including amendments) are attached
- Use [Australian Business Register](#) to ensure details are correct
- Use [Super Fund Lookup](#) to check the eligibility to receive rollovers and contributions

Notes

Sunil Kumar Gaur

Matter for Attention - Manager

Super fund Regulation details removed

12/09/2020 17:53

Gale Family Superannuation Fund

Fund Summary Report

As at 30/06/2019

- Variable does not exist	
Error - «item_RelationShips.RelationShipType» - Variable does not exist	Error - «item_RelationShips.RelationShipTypeContact» - Variable does not exist
Error - «item_RelationShips.RelationShipType» - Variable does not exist	Error - «item_RelationShips.RelationShipTypeContact» - Variable does not exist
Error - «item_RelationShips.RelationShipType» - Variable does not exist	Error - «item_RelationShips.RelationShipTypeContact» - Variable does not exist



Current details for ABN 60 569 208 970

ABN details

Entity name:	The trustee for GALE FAMILY SUPERANNUATION FUND
ABN status:	Active from 21 Nov 2008
Entity type:	Superannuation Fund
Goods & Services Tax (GST):	Not currently registered for GST
Main business location:	QLD 4034

Super Fund Lookup

[Use Super Fund Lookup](#) to check the eligibility of **The trustee for GALE FAMILY SUPERANNUATION FUND** to receive rollovers and contributions

Deductible gift recipient status

Not entitled to receive tax deductible gifts

Disclaimer

The Registrar makes every reasonable effort to maintain current and accurate information on this site. The Commissioner of Taxation advises that if you use ABN Lookup for information about another entity for taxation purposes and that information turns out to be incorrect, in certain circumstances you will be protected from liability. For more information see [disclaimer](#)



Regulation details removed

ABN details

ABN: 60 569 208 970 [View record on ABN Lookup](#)

Status: Regulation details removed

What does 'Regulation details removed' mean?

The regulation details of this SMSF have been removed from display in Super Fund Lookup due to their failure to lodge returns.

APRA Funds

If you receive a transfer or rollover request from this SMSF, advise your client to contact the ATO by phoning [13 10 20](tel:131020) between 8am and 6pm, Monday to Friday.

See the [guidance](#) issued by APRA for further assistance in managing transfers and rollovers to SMSFs.

SMSF

An authorised contact for the SMSF can contact the ATO about this issue by phoning [13 10 20](tel:131020) between 8am and 6pm, Monday to Friday.

Also refer to [frequently asked questions](#)

Disclaimer

This extract is based on information supplied by superannuation entities to the Commissioner of Taxation.

Important Neither the Australian Government nor the ATO endorse or guarantee the performance of super funds.

C - Other Documents

2019 Financial Year

Preparer Sunil Kumar Gaur

Reviewer James McMahon

Status Not Started

Supporting Documents

No supporting documents

Standard Checklist

- Attach copy of any SOAs issued during the Financial Year
- Attach copy of Investment Strategy
- Attach signed Engagement Letter
- Attach signed Trustee Representation Letter
- Attach Trustee Minutes prepared during the year

D - Pension Documentation

2019 Financial Year

Preparer Sunil Kumar Gaur

Reviewer James McMahon

Status Ready for Review

Supporting Documents

- Transfer Balance Account Summary Report
- Pension Summary Report Report
- 2019 pension Commencement Documents.pdf

Standard Checklist

- Attach Actuarial Certificate
- Attach documentation supporting any pensions commenced during the financial year
- Attach documentation supporting any pensions commuted during the financial year
- Ensure correct Transfer Balance Account Reports have been lodged with the ATO

Gale Family Superannuation Fund

Pension Summary Report

As at 30/06/2019

Member Name : Gale, Wayne

Member Age : 64* (Date of Birth : 28/08/1954)

Member Code	Pension Type	Pension Start Date	Tax Free	Min / PF	Minimum	Maximum	Gross Pension Payments	PAYG	Net Pension Payment	Amount to reach Minimum
GALWAY 00001P	Account Based Pension	29/08/2014	39.69%	4.00%	\$17,040.00	N/A	\$160,350.00	\$0.00	\$160,350.00	NIL

GALWAY 00003P	Account Based Pension	01/07/2015	31.68%	4.00%	\$0.00	N/A	\$0.00	\$0.00	\$0.00	NIL
---------------	-----------------------	------------	--------	-------	--------	-----	--------	--------	--------	-----

GALWAY 00004P	Account Based Pension	01/07/2017	17.22%	4.00%	\$0.00	N/A	\$0.00	\$0.00	\$0.00	NIL
---------------	-----------------------	------------	--------	-------	--------	-----	--------	--------	--------	-----

GALWAY 00005P	Account Based Pension	25/06/2018	100.00 %	4.00%	\$3,970.00	N/A	\$5,000.00	\$0.00	\$5,000.00	NIL
---------------	-----------------------	------------	----------	-------	------------	-----	------------	--------	------------	-----

GALWAY 00034P	Account Based Pension	31/05/2019	100.00 %	4.00%	\$340.00	N/A	\$350.00	\$0.00	\$350.00	NIL
---------------	-----------------------	------------	----------	-------	----------	-----	----------	--------	----------	-----

					\$21,350.00	\$0.00	\$165,700.00	\$0.00	\$165,700.00	\$0.00
--	--	--	--	--	-------------	--------	--------------	--------	--------------	--------

Member Name : Gale, Margaret Ann

Member Age : 64* (Date of Birth : 07/11/1954)

Member	Pension	Pension	Tax	Min /	Minimum	Maximum	Gross	PAYG	Net Pension	Amount to
--------	---------	---------	-----	-------	---------	---------	-------	------	-------------	-----------

Gale Family Superannuation Fund

Pension Summary Report

As at 30/06/2019

Code	Type	Start Date	Free	PF			Pension Payments		Payment	reach Minimum
GALMAR 00001P	Account Based Pension	07/11/2014	32.09%	4.00%	\$4,090.00	N/A	\$99,119.18	\$0.00	\$99,119.18	NIL
GALMAR 00003P	Account Based Pension	01/07/2015	100.00%	4.00%	\$0.00	N/A	\$0.00	\$0.00	\$0.00	NIL
GALMAR 00004P	Account Based Pension	01/07/2017	96.87%	4.00%	\$0.00	N/A	\$0.00	\$0.00	\$0.00	NIL
GALMAR 00005P	Account Based Pension	25/06/2018	100.00%	4.00%	\$3,970.00	N/A	\$4,000.00	\$0.00	\$4,000.00	NIL
GALMAR 00056P	Account Based Pension	09/08/2018	100.00%	4.00%	\$20.00	N/A	\$530.82	\$0.00	\$530.82	NIL
GALMAR 00057P	Account Based Pension	31/05/2019	100.00%	4.00%	\$340.00	N/A	\$350.00	\$0.00	\$350.00	NIL
					\$8,420.00	\$0.00	\$104,000.00	\$0.00	\$104,000.00	\$0.00
Total :					\$29,770.00	\$0.00	\$269,700.00	\$0.00	\$269,700.00	\$0.00

*Age as at 01/07/2018 or pension start date for new pensions.

Gale Family Superannuation Fund
Transfer Balance Account Summary

For The Period 01 July 2018 - 30 June 2019

Member	Pension Type	Date	Lodgment Date	Transaction Type	Event Type	Debit	Credit	Balance	Cap Limit	Remaining Cap
Margaret Ann Gale	Below Cap									
		01/07/2018		Opening Balance				299,633.79	1,600,000.00	1,300,366.21
Wayne Gale	Below Cap									
		01/07/2018		Opening Balance				618,664.50	1,600,000.00	981,335.50

Gale Family Superannuation Fund

Minutes of a Meeting of the Trustee(s)

held on _____ at 27 Yaldara Street, Carseldine, Queensland 4034

PRESENT: Wayne Gale and Margaret Ann Gale

PENSION COMMENCEMENT: Margaret Ann Gale wishes to commence a new Account Based Pension with a commencement date of 09/08/2018.

The Pension Account Balance used to support this pension will be \$500.00, consisting of:

- Taxable amount of \$0.00; and
 - Tax Free amount of \$500.00
- Tax Free proportion: 100.00%.

CONDITION OF RELEASE: It was resolved that the member has satisfied a Condition of Release and was entitled to access their benefits on their Account Based Pension.

TRUSTEE ACKNOWLEDGEMENT: It was resolved that Trustee(s) have agreed to this and has taken action to ensure the following:

- The member's minimum pension payments are to be made at least annually
- An amount or percentage of the pension will not be prescribed as being left-over when the pension ceases
- The pension can be transferred only on the death of the pensioner to one of their dependants or cashed as a lump sum to the pensioner's estate.
- The Trustee(s) will comply with ATO obligations such as PAYG withholding and payment summary obligations
- The fund's trust deed provides for payment of this pension to the member
- The Trustee(s) will notify the member, in writing, of their pension amount and assessable amount each year.

REVERSIONARY: It is confirmed that the pension balance will automatically revert to Wayne Gale upon the death of the member.

PAYMENT: It was resolved that the trustees have agreed to pay the pension payment for the current year of \$20.00 in the frequency of at least an annual payment.

CLOSURE: Signed by the trustee(s) pursuant to the Fund Deed.

.....
Wayne Gale
Chairperson

Gale Family Superannuation Fund

Minutes of a Meeting of the Trustee(s)

held on _____ at 27 Yaldara Street, Carseldine, Queensland 4034

PRESENT: Wayne Gale and Margaret Ann Gale

PENSION COMMENCEMENT: Wayne Gale wishes to commence a new Account Based Pension with a commencement date of 31/05/2019.

The Pension Account Balance used to support this pension will be \$100,000.00, consisting of:

- Taxable amount of \$0.00; and
 - Tax Free amount of \$100,000.00
- Tax Free proportion: 100.00%.

CONDITION OF RELEASE: It was resolved that the member has satisfied a Condition of Release and was entitled to access their benefits on their Account Based Pension.

TRUSTEE ACKNOWLEDGEMENT: It was resolved that Trustee(s) have agreed to this and has taken action to ensure the following:

- The member's minimum pension payments are to be made at least annually
- An amount or percentage of the pension will not be prescribed as being left-over when the pension ceases
- The pension can be transferred only on the death of the pensioner to one of their dependants or cashed as a lump sum to the pensioner's estate.
- The Trustee(s) will comply with ATO obligations such as PAYG withholding and payment summary obligations
- The fund's trust deed provides for payment of this pension to the member
- The Trustee(s) will notify the member, in writing, of their pension amount and assessable amount each year.

REVERSIONARY: It is confirmed that the pension balance will automatically revert to Margaret Ann Gale upon the death of the member.

PAYMENT: It was resolved that the trustees have agreed to pay the pension payment for the current year of \$340.00 in the frequency of at least an annual payment.

CLOSURE: Signed by the trustee(s) pursuant to the Fund Deed.

.....
Wayne Gale
Chairperson

Gale Family Superannuation Fund

Minutes of a Meeting of the Trustee(s)

held on _____ at 27 Yaldara Street, Carseldine, Queensland 4034

PRESENT: Wayne Gale and Margaret Ann Gale

PENSION COMMENCEMENT: Margaret Ann Gale wishes to commence a new Account Based Pension with a commencement date of 31/05/2019.

The Pension Account Balance used to support this pension will be \$100,000.00, consisting of:

- Taxable amount of \$0.00; and
 - Tax Free amount of \$100,000.00
- Tax Free proportion: 100.00%.

CONDITION OF RELEASE: It was resolved that the member has satisfied a Condition of Release and was entitled to access their benefits on their Account Based Pension.

TRUSTEE ACKNOWLEDGEMENT: It was resolved that Trustee(s) have agreed to this and has taken action to ensure the following:

- The member's minimum pension payments are to be made at least annually
- An amount or percentage of the pension will not be prescribed as being left-over when the pension ceases
- The pension can be transferred only on the death of the pensioner to one of their dependants or cashed as a lump sum to the pensioner's estate.
- The Trustee(s) will comply with ATO obligations such as PAYG withholding and payment summary obligations
- The fund's trust deed provides for payment of this pension to the member
- The Trustee(s) will notify the member, in writing, of their pension amount and assessable amount each year.

REVERSIONARY: It is confirmed that the pension balance will automatically revert to Wayne Gale upon the death of the member.

PAYMENT: It was resolved that the trustees have agreed to pay the pension payment for the current year of \$340.00 in the frequency of at least an annual payment.

CLOSURE: Signed by the trustee(s) pursuant to the Fund Deed.

.....
Wayne Gale
Chairperson

Gale Family Superannuation Fund
Margaret Ann Gale
27 Yaldara Street, Carseldine, Queensland 4034

Dear Sir/Madam

**Gale Family Superannuation Fund
Commencement of Account Based Pension**

Wayne Gale and Margaret Ann Gale as trustee for Gale Family Superannuation Fund acknowledges that Margaret Ann Gale has advised their intention to commence a new Account Based Pension on 09/08/2018. It is confirmed that the pension balance will automatically revert to Wayne Gale upon the death of the member.

The Trustee(s) has agreed to this and has taken action to ensure the following:

- The member's minimum pension payments are to be made at least annually
- An amount or percentage of the pension will not be prescribed as being left-over when the pension ceases
- The pension can be transferred only on the death of the pensioner to one of their dependants or cashed as a lump sum to the pensioner's estate.
- The Trustee(s) will comply with ATO obligations such as PAYG withholding and payment summary obligations
- You have reached your preservation age and satisfied a condition of release under the SIS Act.
- Establish that the fund's trust deed provides for payment of this pension to the member.

The trustee(s) have agreed to pay your pension payment for the current year of \$20.00 in the frequency of at least an annual payment.

If you have any queries with regard to the above, please do not hesitate to contact me.

Yours sincerely

.....
Wayne Gale

.....
Margaret Ann Gale

Gale Family Superannuation Fund
Wayne Gale
27 Yaldara Street, Carseldine, Queensland 4034

Dear Sir/Madam

**Gale Family Superannuation Fund
Commencement of Account Based Pension**

Wayne Gale and Margaret Ann Gale as trustee for Gale Family Superannuation Fund acknowledges that Wayne Gale has advised their intention to commence a new Account Based Pension on 31/05/2019. It is confirmed that the pension balance will automatically revert to Margaret Ann Gale upon the death of the member.

The Trustee(s) has agreed to this and has taken action to ensure the following:

- The member's minimum pension payments are to be made at least annually
- An amount or percentage of the pension will not be prescribed as being left-over when the pension ceases
- The pension can be transferred only on the death of the pensioner to one of their dependants or cashed as a lump sum to the pensioner's estate.
- The Trustee(s) will comply with ATO obligations such as PAYG withholding and payment summary obligations
- You have reached your preservation age and satisfied a condition of release under the SIS Act.
- Establish that the fund's trust deed provides for payment of this pension to the member.

The trustee(s) have agreed to pay your pension payment for the current year of \$340.00 in the frequency of at least an annual payment.

If you have any queries with regard to the above, please do not hesitate to contact me.

Yours sincerely

.....
Wayne Gale

.....
Margaret Ann Gale

Gale Family Superannuation Fund
Margaret Ann Gale
27 Yaldara Street, Carseldine, Queensland 4034

Dear Sir/Madam

**Gale Family Superannuation Fund
Commencement of Account Based Pension**

Wayne Gale and Margaret Ann Gale as trustee for Gale Family Superannuation Fund acknowledges that Margaret Ann Gale has advised their intention to commence a new Account Based Pension on 31/05/2019. It is confirmed that the pension balance will automatically revert to Wayne Gale upon the death of the member.

The Trustee(s) has agreed to this and has taken action to ensure the following:

- The member's minimum pension payments are to be made at least annually
- An amount or percentage of the pension will not be prescribed as being left-over when the pension ceases
- The pension can be transferred only on the death of the pensioner to one of their dependants or cashed as a lump sum to the pensioner's estate.
- The Trustee(s) will comply with ATO obligations such as PAYG withholding and payment summary obligations
- You have reached your preservation age and satisfied a condition of release under the SIS Act.
- Establish that the fund's trust deed provides for payment of this pension to the member.

The trustee(s) have agreed to pay your pension payment for the current year of \$340.00 in the frequency of at least an annual payment.

If you have any queries with regard to the above, please do not hesitate to contact me.

Yours sincerely

.....
Wayne Gale

.....
Margaret Ann Gale

Gale Family Superannuation Fund
Margaret Ann Gale
27 Yaldara Street, Carseldine, Queensland 4034

Dear Sir/Madam

**Gale Family Superannuation Fund
Commencement of Account Based Pension**

I hereby request the trustee to commence a Account Based Pension with a commencement date of 09/08/2018 with \$500.00 of the superannuation benefits standing to my member's account in the fund. It is confirmed that the pension balance will automatically revert to Wayne Gale upon the death of the member.

This balance contains:
a Taxable Balance of: \$0.00; and
a Tax Free Balance of: \$500.00.
Tax Free proportion: 100.00%.

I have reached my preservation age and have currently satisfied a condition of release under the SIS Act.

I agree to withdraw my minimum pension of \$20.00 but will not exceed my maximum allowable threshold for the current period.

If you have any queries with regard to the above, please do not hesitate to contact me.

Yours sincerely

.....
Margaret Ann Gale
27 Yaldara Street, Carseldine, Queensland 4034

Gale Family Superannuation Fund
Wayne Gale
27 Yaldara Street, Carseldine, Queensland 4034

Dear Sir/Madam

**Gale Family Superannuation Fund
Commencement of Account Based Pension**

I hereby request the trustee to commence a Account Based Pension with a commencement date of 31/05/2019 with \$100,000.00 of the superannuation benefits standing to my member's account in the fund. It is confirmed that the pension balance will automatically revert to Margaret Ann Gale upon the death of the member.

This balance contains:

a Taxable Balance of: \$0.00; and

a Tax Free Balance of: \$100,000.00.

Tax Free proportion: 100.00%.

I have reached my preservation age and have currently satisfied a condition of release under the SIS Act.

I agree to withdraw my minimum pension of \$340.00 but will not exceed my maximum allowable threshold for the current period.

If you have any queries with regard to the above, please do not hesitate to contact me.

Yours sincerely

.....
Wayne Gale
27 Yaldara Street, Carseldine, Queensland 4034

Gale Family Superannuation Fund
Margaret Ann Gale
27 Yaldara Street, Carseldine, Queensland 4034

Dear Sir/Madam

**Gale Family Superannuation Fund
Commencement of Account Based Pension**

I hereby request the trustee to commence a Account Based Pension with a commencement date of 31/05/2019 with \$100,000.00 of the superannuation benefits standing to my member's account in the fund. It is confirmed that the pension balance will automatically revert to Wayne Gale upon the death of the member.

This balance contains:

a Taxable Balance of: \$0.00; and

a Tax Free Balance of: \$100,000.00.

Tax Free proportion: 100.00%.

I have reached my preservation age and have currently satisfied a condition of release under the SIS Act.

I agree to withdraw my minimum pension of \$340.00 but will not exceed my maximum allowable threshold for the current period.

If you have any queries with regard to the above, please do not hesitate to contact me.

Yours sincerely

.....
Margaret Ann Gale
27 Yaldara Street, Carseldine, Queensland 4034

E - Estate Planning

2019 Financial Year

Preparer Sunil Kumar Gaur

Reviewer James McMahon

Status Not Started

Supporting Documents

No supporting documents

Standard Checklist

- Attach Death Benefit Nominations (if applicable)
- Attach Life Insurance Policies (if applicable)
- Attach Reversionary Pension documentation (if applicable)
- Attach SMSF Will (if applicable)
- Review current Estate planning to ensure it matches wishes of members