

The Margaret Wh... Retirement Benefit Plan

Statement of Financial Position**As At 30 Jun 2022**

	As at 30 Jun 2021	Quantity	As at 30 Jun 2022	Quantity
	Balance		Balance	
Assets				
Investments				
Other Fixed Interest Securities				
Bendigo Term Deposit 7563	\$ 259,274.96	259,274.96000	\$ 0.00	0
BQ Term Deposit-9783	\$ 240,873.37	240,873.37000	\$ 241,236.81	241,236.81000
CBA TD 4194	\$ 254,913.99	254,913.99000	\$ 255,104.94	255,104.94000
Macquarie Term Deposit 1285	\$ 209,913.92	209,913.92000	\$ 0.00	0
NAB TD 1293	\$ 0.00		\$ 210,025.91	210,025.91000
NAB TD 6272	\$ 251,682.25	251,682.25000	\$ 251,892.66	251,892.66000
Newcastle Permanent TD 6700	\$ 252,672.42	252,672.42000	\$ 0.00	0
Suncorp TD 4532	\$ 252,541.41	252,541.41000	\$ 253,455.88	253,455.88000
WBC TD 4940	\$ 0.00		\$ 240,136.78	240,136.78000
WBC TD 5315	\$ 256,000.00	256,000	\$ 256,480.04	256,480.04000
Total Other Fixed Interest Securities	\$ 1,977,872.32		\$ 1,708,333.02	
Shares in Listed Companies				
Allkem Limited	\$ 0.00		\$ 29,331.95	2,845
Appen Limited	\$ 7,480.00	550	\$ 3,085.50	550
Audinate Group Limited	\$ 13,097.43	1,611	\$ 12,146.94	1,611
Australian Strategic Materials Limited	\$ 58,500.00	7,500	\$ 25,875.00	7,500
Beach Energy Limited	\$ 6,200.00	5,000	\$ 8,625.00	5,000
Black Cat Syndicate Limited	\$ 6,200.00	10,000	\$ 3,000.00	10,000
Bubs Australia Limited	\$ 2,175.00	5,000	\$ 3,025.00	5,000
Bubs Australia Limited	\$ 2,767.04	6,361	\$ 0.00	0
Clean Teq Water Limited	\$ 0.00		\$ 664.00	1,600
Commonwealth Bank Of Australia	\$ 14,980.50	150	\$ 13,557.00	150
Eden Innovations Ltd	\$ 2,640.00	110,000	\$ 1,210.00	110,000
Electro Optic Systems Holdings Limited	\$ 32,911.16	7,636	\$ 7,941.44	7,636
ETFS Metal Securities Australia Limited - ETFS Physical GOLD	\$ 10,338.50	50	\$ 12,250.00	500
Galaxy Resources Limited	\$ 18,350.00	5,000	\$ 0.00	0
Gold Road Resources Limited	\$ 6,300.00	5,000	\$ 5,650.00	5,000
Imagion Biosystems Limited	\$ 10,080.00	105,000	\$ 2,835.00	105,000
LBT Innovations Limited	\$ 1,140.00	15,000	\$ 1,170.00	15,000
Macquarie Group Limited	\$ 46,929.00	300	\$ 49,353.00	300
Mesoblast Limited	\$ 1,485.00	750	\$ 457.50	750
Migme Limited	\$ 0.10	25,000	\$ 0.10	25,000
Nanosonics Limited	\$ 8,805.00	1,500	\$ 5,040.00	1,500
National Australia Bank Limited	\$ 18,354.00	700	\$ 19,173.00	700
Paragon Care Limited	\$ 13,250.00	50,000	\$ 14,000.00	50,000
Pm Capital Global Opportunities Fund Limited	\$ 18,800.00	20,000	\$ 30,400.00	20,000
Pro Medicus Limited	\$ 23,488.00	400	\$ 16,900.00	400
Sunrise Energy Metals Limited	\$ 5,728.00	3,200	\$ 7,200.00	3,200
Telstra Corporation Limited.	\$ 26,320.00	7,000	\$ 26,950.00	7,000
Trilogy International Limited - Ordinary Fully Paid Foreign Exempt Nz	\$ 0.00	1,100	\$ 0.10	1,100
Vgi Partners Asian Investments Limited	\$ 18,225.00	7,500	\$ 13,425.00	7,500
Viva Energy Group Limited	\$ 9,727.20	5,040	\$ 0.00	0
Woodside Petroleum Ltd	\$ 21,099.50	950	\$ 0.00	0
Total Shares in Listed Companies	\$ 418,968.53		\$ 313,265.53	
Units In Listed Unit Trusts				
Betashares Global Cybersecurity ETF - Exchange Traded Fund Units Fully Paid	\$ 0.00	0	\$ 0.00	0
Betashares Nasdaq 100 ETF - Exchange Traded Fund Units Fully Paid	\$ 20,032.50	750	\$ 20,032.50	750
Ishares Global Consumer Staples ETF - Exchange Traded Fund Units Fully Paid	\$ 5,049.60	60	\$ 5,049.60	60
Magellan Global Fund (Open Class) (Managed Fund) - Magellan Global Fund (Open Cl)(Managed Fund) Def Set	\$ 17,622.72	7,596	\$ 17,622.72	7,596
Total Units In Listed Unit Trusts	\$ 59,500.70		\$ 42,704.82	
Total Investments	\$ 2,456,341.55		\$ 2,064,303.37	
Other Assets				
Cash At Bank				
ANZ Business Essentials	\$ 0.00		\$ 126,496.93	
CBA Direct Investment Account	\$ 8,543.59		\$ 11,433.71	
NAB 1060	\$ 67,815.11		\$ 70,311.98	
NAB Business Cash Maximiser	\$ 12,310.54		\$ 12,110.72	
Suncorp Business Saver	\$ 0.18		\$ 153,010.13	
Westpac Business One	\$ 4,989.57		\$ 6,736.64	
Total Cash At Bank	\$ 93,658.99		\$ 380,100.11	

Receivables

Investment Income Receivable			
Distributions			
Units In Listed Unit Trusts			
Betashares Global Cybersecurity ETF - Exchange Traded Fund Units Fully Paid		\$	0.00
Betashares Nasdaq 100 ETF - Exchange Traded Fund Units Fully Paid		\$	506.13
Ishares Global Consumer Staples ETF - iShares Depository Interests 1:1 Ishconsta		\$	58.01
Magellan Global Fund (Open Class) (Managed Fund) - Magellan Global Fund (Open Cl)(Managed Fd) Def Set			
Total Units In Listed Unit Trusts	996.80	\$	865.94
Total Distributions	\$ 996.80	\$	865.94
Dividends			
Shares in Listed Companies			
Appen Limited	\$ 0.00	\$	19.75
Commonwealth Bank of Australia	\$ 0.00	\$	300.00
Gold Road Resources Limited	\$ 0.00	\$	25.00
Macquarie Group Limited	\$ 0.00	\$	72.00
Total Shares in Listed Companies	0.00	\$	1,066.75
Total Dividends	\$ 0.00	\$	1,066.75
Total Investment Income Receivable	\$ 996.80	\$	1,932.69
Sundry Debtors			
Sundry	\$ 6,878.62	\$	6,878.62
Total Sundry Debtors	\$ 6,878.62	\$	6,878.62
Total Receivables	\$ 7,875.42	\$	8,811.31
Current Tax Assets			
Provision for Income Tax	\$ -371.25	\$	-1,075.80
Withholding Credits			
Shares in Listed Companies			
Appen Limited	\$ 0.00	\$	12.00
Macquarie Group Limited	\$ 0.00	\$	512.00
Total Shares in Listed Companies	0.00	\$	524.00
Units In Listed Unit Trusts			
Betashares Nasdaq 100 ETF - Exchange Traded Fund Units Fully Paid		\$	593.00
Ishares Global Consumer Staples ETF - iShares Depository Interests 1:1 Ishconsta		\$	47.00
Magellan Global Fund (Open Class) (Managed Fund) - Magellan Global Fund (Open Cl)(Managed Fd) Def Set			
Total Units In Listed Unit Trusts	\$ 641.00	\$	1,113.00
Total Withholding Credits	\$ 641.00	\$	1,637.00
Franking Credits			
Shares in Listed Companies			
Appen Limited	\$ 9.37	\$	11.79
Beach Energy Limited	\$ 21.43	\$	42.86
Commonwealth Bank of Australia	\$ 159.43	\$	241.07
Gold Road Resources Limited	\$ 32.14	\$	21.42
Macquarie Group Limited	\$ 162.00	\$	312.18
National Australia Bank Limited	\$ 180.00	\$	381.00
Paragon Care Limited	\$ 0.00	\$	342.86
Pm Capital Global Opportunities Fund	\$ 426.56	\$	857.14
Pro Medicus Limited	\$ 22.29	\$	30.85
Telstra Corporation Limited	\$ 480.00	\$	480.00
Vgi Partners Asian Investments Limited	\$ 0.00	\$	337.50
Viva Energy Group Limited	\$ 20.57	\$	155.61
Woodside Petroleum Ltd	\$ 209.86	\$	762.14
Total Shares in Listed Companies	1,725.67	\$	3,976.42
Total Franking Credits	\$ 1,725.67	\$	3,976.42
Foreign Tax Credits			
Units In Listed Unit Trusts			
Betashares Global Cybersecurity ETF - Exchange Traded Fund Units Fully Paid		\$	0.00
Betashares Nasdaq 100 ETF - Exchange Traded Fund Units Fully Paid		\$	23.50
Ishares Global Consumer Staples ETF - iShares Depository Interests 1:1 Ishconsta		\$	17.26
Magellan Global Fund (Open Class) (Managed Fund) - Magellan Global Fund (Open Cl)(Managed Fd) Def Set			
Total Units In Listed Unit Trusts	\$ 41.41	\$	78.57
Total Foreign Tax Credits	\$ 41.41	\$	78.57
Excessive Foreign Tax Credit Written Off	\$ -29.26	\$	-49.55

Total Current Tax Assets	\$	2,007.57	\$	4,566.64
Total Other Assets	\$	103,541.98	\$	393,478.06
Total Assets	\$	2,559,883.53	\$	2,457,781.43

Liabilities

Total Liabilities	\$	0.00	\$	0.00
-------------------	----	------	----	------

Net Assets

Total Net Assets	\$	2,559,883.53	\$	2,457,781.43
------------------	----	--------------	----	--------------

Member Entitlements**Member Entitlement Accounts**

Mrs Margaret White

Account Based Pension	\$	364,535.77	\$	345,982.82
Account Based Pension Account	\$	1,216,537.84	\$	1,154,679.00
Accumulation	\$	978,809.92	\$	957,119.61

Total Mrs Margaret White	\$	2,559,883.53	\$	2,457,781.43
--------------------------	----	--------------	----	--------------

Total Member Entitlement Accounts	\$	2,559,883.53	\$	2,457,781.43
-----------------------------------	----	--------------	----	--------------

Total Member Entitlements	\$	2,559,883.53	\$	2,457,781.43
---------------------------	----	--------------	----	--------------

The Margaret Wh... Retirement Benefit Plan

Operating Statement

From 1 Jul 2021 to 30 Jun 2022

	1 Jul 2020 to 30 Jun 2021	1 Jul 2021 to 30 Jun 2022
Income		
Investment Income		
Distributions		
Units In Listed Unit Trusts		
Betashares Global Cybersecurity ETF - Exchange Traded Fund Units Fully Paid	\$ 299.22	\$ 0.00
Betashares Nasdaq 100 ETF - Exchange Traded Fund Units Fully Paid	\$ 920.59	\$ 654.69
Ishares Global Consumer Staples ETF - Chess Depository Interests 1:1 Ishconsta	\$ 119.69	\$ 121.09
Magellan Global Equities Fund (Managed Fund) - Trading Managed Fund Units Fully Paid	\$ 369.00	\$ 0.00
Magellan Global Fund (Open Class) (Managed Fund) - Magellan Global Fund (Open Class) (Managed Fund) Fully Paid	\$ 874.12	\$ 812.61
Total Units In Listed Unit Trusts	\$ 2,095.90	\$ 1,588.39
Total Distributions	\$ 2,095.90	\$ 1,588.39
Dividends		
Shares in Listed Companies		
Appen Limited	\$ 53.12	\$ 66.79
Beach Energy Limited	\$ 71.43	\$ 142.86
Commonwealth Bank Of Australia.	\$ 531.43	\$ 803.57
Gold Road Resources Limited	\$ 107.14	\$ 71.42
Macquarie Group Limited	\$ 1,107.00	\$ 2,133.18
National Australia Bank Limited	\$ 600.00	\$ 1,270.00
Paragon Care Limited	\$ 0.00	\$ 1,142.86
Pm Capital Global Opportunities Fund Limited	\$ 1,428.58	\$ 2,857.14
Pro Medicus Limited	\$ 74.29	\$ 102.85
Telstra Corporation Limited.	\$ 1,600.00	\$ 1,600.00
Vgi Partners Asian Investments Limited	\$ 0.00	\$ 1,125.00
Viva Energy Group Limited	\$ 424.97	\$ 518.70
Woodside Petroleum Ltd	\$ 699.53	\$ 2,540.46
Total Shares in Listed Companies	\$ 6,697.49	\$ 14,374.83
Total Dividends	\$ 6,697.49	\$ 14,374.83
Interest		
Cash At Bank		
ANZ Business Essentials	\$ 0.00	\$ 15.89
NAB 1060	\$ 3.85	\$ 6.32
NAB Business Cash Maximiser	\$ 163.80	\$ 2.43
Suncorp Business Saver	\$ 0.00	\$ 211.54
Total Cash At Bank	\$ 167.65	\$ 236.18
Other Fixed Interest Securities		
Bendigo Term Deposit 7563	\$ 2,317.88	\$ 2,214.08
BOQ Term Deposit-9783	\$ 2,539.95	\$ 363.44
CBA TD 4194	\$ 2,337.79	\$ 190.95
Macquarie Term Deposit 1285	\$ 1,680.73	\$ 252.25
NAB TD 1293	\$ 0.00	\$ 25.91
NAB TD 6272	\$ 1,682.25	\$ 210.41
Newcastle Permanent TD 6700	\$ 1,749.11	\$ 125.99
Suncorp TD 4532	\$ 2,541.41	\$ 914.47
WBC TD 2667	\$ 3,043.45	\$ 0.00
WBC TD 4940	\$ 0.00	\$ 136.78
WBC TD 5315	\$ 0.00	\$ 480.04
Total Other Fixed Interest Securities	\$ 17,892.57	\$ 4,914.32
Total Interest	\$ 18,060.22	\$ 5,150.50
Total Investment Income	\$ 26,853.61	\$ 21,113.72
Total Income	\$ 26,853.61	\$ 21,113.72

Expenses**Member Payments**

Pensions Paid

Mr Berman White

Account Based Pension	\$ 1,035.00	\$ 0.00
Account Based Pension 2	\$ 16,600.00	\$ 0.00

Total Mr Berman White	\$ 17,635.00	\$ 0.00
------------------------------	---------------------	----------------

Mrs Margaret White			
Account Based Pension	\$	29,743.50	\$ 10,940.00
Account Based Pension 2	\$	2,840.00	\$ 0.00
Account Based Pension 3	\$	1,640.00	\$ 0.00
Account Based Pension Account 4	\$	22,092.53	\$ 36,492.21
Total Mrs Margaret White	\$	56,316.03	\$ 47,432.21
Total Pensions Paid	\$	73,951.03	\$ 47,432.21
Total Member Payments	\$	73,951.03	\$ 47,432.21
Other Expenses			
Accountancy Fee	\$	3,912.00	\$ 4,067.25
Auditor Fee	\$	658.00	\$ 600.00
Bank Fees			
Cash At Bank			
Westpac Business One	\$	0.00	\$ 1.50
Total Cash At Bank	\$	0.00	\$ 1.50
Other Fixed Interest Securities			
Bendigo Term Deposit 7563	\$	0.00	\$ 8.00
Total Other Fixed Interest Securities	\$	0.00	\$ 8.00
Total Bank Fees	\$	0.00	\$ 9.50
Fund Administration Fee	\$	399.00	\$ 0.00
Regulatory Fees	\$	0.00	\$ 56.00
SMSF Supervisory Levy	\$	259.00	\$ 259.00
Total Other Expenses	\$	5,228.00	\$ 4,991.75
Investment Losses			
Market Losses			
Derivative Investments			
EDEOB	\$	35.00	\$ 0.00
IBXO	\$	-1,855.05	\$ 0.00
Imagion Biosystems Limited - Option Expiring 28-Apr-2023 Deferred	\$	-2,500.05	\$ 0.00
Total Derivative Investments	\$	-4,320.10	\$ 0.00
Managed Investments			
Platinum Asia Fund	\$	-851.13	\$ 0.00
Total Managed Investments	\$	-851.13	\$ 0.00
Shares in Listed Companies			
Allkem Limited	\$	0.00	\$ -12,772.15
Ancor PLC - Cdi 1:1 Foreign Exempt Nyse	\$	-780.05	\$ 0.00
Appen Limited	\$	11,178.38	\$ 4,394.50
Aroa Biosurgery Limited	\$	-7,635.86	\$ 0.00
Audinate Group Limited	\$	-4,569.11	\$ 950.49
Australian Strategic Materials Limited	\$	-43,460.10	\$ 32,625.00
Beach Energy Limited	\$	1,494.95	\$ -2,425.00
Black Cat Syndicate Limited	\$	2,969.95	\$ 3,200.00
Booktopia Group Limited	\$	-3,164.31	\$ 0.00
Bubs Australia Limited	\$	2,450.00	\$ -850.00
Bubs Australia Limited	\$	2,321.76	\$ 249.73
Clean Teq Holdings Limited	\$	-18,894.75	\$ 0.00
Clean Teq Water Limited	\$	0.00	\$ 3,585.53
Commonwealth Bank Of Australia.	\$	-4,567.50	\$ 1,423.50
Doctor Care Anywhere Group PLC - Chess Depository Interests 1:1	\$	-803.50	\$ 0.00
Eden Innovations Ltd	\$	220.00	\$ 1,430.00
Electro Optic Systems Holdings Limited	\$	4,845.27	\$ 24,969.72
ETFS Metal Securities Australia Limited. - ETFS Physical GOLD	\$	985.39	\$ -1,313.50
Galaxy Resources Limited	\$	-14,475.00	\$ 1,790.20
Gold Road Resources Limited	\$	2,050.00	\$ 650.00
Imagion Biosystems Limited	\$	-9,010.05	\$ 7,245.00
LBT Innovations Limited	\$	2,310.00	\$ -30.00
Macquarie Group Limited	\$	-11,349.00	\$ -2,424.00
Mesoblast Limited	\$	2,292.45	\$ 1,027.50
Mydeal.Com.Au Limited	\$	-16,983.93	\$ 0.00
Nanosonics Limited	\$	1,425.00	\$ 3,765.00
National Australia Bank Limited	\$	-5,600.00	\$ -819.00
Nearmap Ltd	\$	-470.05	\$ 0.00
Paragon Care Limited	\$	-5,230.05	\$ -750.00
Pm Capital Global Opportunities Fund Limited	\$	-13,800.00	\$ 1,400.00
Pro Medicus Limited	\$	-12,904.00	\$ 6,588.00
Qube Holdings Limited	\$	861.96	\$ 0.00

Sunrise Energy Metals Limited	\$ 17,646.75	\$ -5,721.53
Telstra Corporation Limited.	\$ -4,410.00	\$ -630.00
Vgi Partners Asian Investments Limited	\$ -3,937.50	\$ 4,800.00
Viva Energy Group Limited	\$ -94.80	\$ -4,208.24
Washington H Soul Pattinson & Company Limited	\$ -4,580.05	\$ 0.00
Woodside Petroleum Ltd	\$ -1,162.11	\$ -7,056.62
Total Shares in Listed Companies	\$ -134,829.86	\$ 61,094.13
Units In Listed Unit Trusts		
Betashares Global Cybersecurity ETF - Exchange Traded Fund Units Fully Paid	\$ -1,390.00	\$ 1,396.50
Betashares Nasdaq 100 ETF - Exchange Traded Fund Units Fully Paid	\$ -5,535.00	\$ 4,050.00
Ishares Global Consumer Staples ETF - Chess Depository Interests 1:1 Ishconsta	\$ -406.20	\$ -140.40
Magellan Global Equities Fund (Managed Fund) - Trading Managed Fund Units Fully Paid	\$ 1,276.20	\$ 0.00
Magellan Global Fund (Open Class) (Managed Fund) - Magellan Global Fund (Open Cl)	\$ 1,911.11	\$ 3,266.28
Total Units In Listed Unit Trusts	\$ -7,574.20	\$ 8,572.38
Total Market Losses	\$ -147,575.29	\$ 69,666.51
Total Investment Losses	\$ -147,575.29	\$ 69,666.51
Total Expenses	\$ -68,396.26	\$ 122,090.47
Income Tax		
Income Tax Expense		
Income Tax Expense	\$ 371.25	\$ 1,075.80
Excessive Foreign Tax Credit Writeoff Expense	\$ 29.26	\$ 49.55
Total Income Tax Expense	\$ 400.51	\$ 1,125.35
Total Income Tax	\$ 400.51	\$ 1,125.35
Net Profit (Loss) Total	\$ 94,849.36	\$ -102,102.10



BOQ
2783

Bank of Queensland North Sydney
Shop 5 60-80 Walker St
NORTH SYDNEY NSW 2060
Telephone (02) 9242 2733
Fax (02) 9242 2744
www.boq.com.au

000215 000



The Margaret White
Retirement Benefit Plan
PO Box 85
NEUTRAL BAY 2089

1 July 2022

Dear Customer

Premier Investment Account 22879783 Current Balance \$241,236.81

We just wanted to give you the heads up that your Premier Investment Account maturity date is on 21 July 2022.

You now have the opportunity to review your investment and provide us with renewal instructions. If you have already given us this, you may disregard this letter. If we don't hear from you before the maturity date, the investment will automatically be reinvested for the same term as the previous investment of 31 Days at the interest rate applicable on the day of maturity.

Interest rates can vary daily, so we encourage you to consider the terms being offered. You can find out our interest rates on the day of maturity by calling our Customer Connect team, visiting our website or your local branch.

Your reinvestment instructions can be provided in a number of ways:

- Log into your Internet Banking and send us a secure message with your renewal instructions or
- Call Customer Connect on 1300 55 72 72 or
- Visit your local branch or
- Complete the below form and post it using the reply paid envelope.

Please note we must receive your renewal instructions prior to the maturity date. We will allow changes to your investment within 7 days from the maturity date "the renewal grace period". However, this may result in the interest rate changing. If you wish to access your investment outside of the renewal grace period, you must provide us 31 days' prior notice and an early payout fee and interest rate adjustment will apply.

Should you have any further questions or require any help, please feel free to give us a call 1300 55 72 72 or visit your local branch or go to our website to view our Terms and Conditions.

Yours sincerely,
John Dickson
Manager

Bank of Queensland Limited, ABN 32 009 656 740, AFSL No. 244616.

Mail to: Bank of Queensland Limited, North Sydney 122-710 Reply Paid 2258, Brisbane QLD 4001

Return no later than 16 July 2022

Account Number: 22879783 Maturity Date: 21 July 2022

Provided by: The Margaret White Retirement Benefit Plan PO Box 85 NEUTRAL BAY 2089

- Reinvest my funds for a term of _____ Days, or _____ Months at the rate on the day of maturity
- Reinvest all principal and interest
- Pay only interest to Account Number: _____ Account Name: _____ BSB: _____
- Deposit additional funds \$ _____ withdrawn from BOQ Account Number _____
- Withdraw funds \$ _____ deposit in BOQ Account Number: _____ Account Name: _____ BSB: _____
- Close my account pay both principal and interest to:
- BOQ Account Number _____
- Other Bank Account Number: _____ Account Name: _____ BSB: _____
- I/We accept if my/our instructions include a transaction to another financial institution or an account not in my name, I must give a signed request and BOQ will contact me on the phone number held on file to confirm. If BOQ cannot contact me, my instruction will not be completed and Term Deposit will reinvest for the same term.
- (If applicable) I/We accept the terms of a telegraphic transfer related to the transfer request to other Bank Account and a fee may apply. Terms can be requested from any BOQ branch.

Signature _____ Signature _____

Name _____ Date _____ Name _____ Date _____

Bank Use ONLY / / Received / / Actioned Initial _____



*CBA
1194*



007

THE TRUSTEE
PO BOX 85
NEUTRAL BAY JUNCTION NSW 2089

Date printed	30 June 2022
Term Deposit number	06 2207 50174194
Investment balance	\$255,104.94
Investment term	7 days
At an interest rate of	0.03% p.a.
Interest option	Compound Weekly

Interest earned on your Term Deposit

Your Term Deposit has earned interest for the financial year ending 30 June 2022. Please keep a record of this information for taxation purposes.

Account name	MJCW INVESTMENTS PTY LTD ATF THE MARGARET WHITE RETIREMENT BENEFITPLAN
Investment balance at start of the reporting period 1 July 2021	\$254,913.99
Total interest paid for the financial year ending 30 June 2022	\$190.95

Things you should know

\$255,104.94 30/6/22

When your Term Deposit matured, your funds were placed in a 7 day rolling holding facility, with a current interest rate of 0.03% p.a. Make sure you let us know if you'd like to reinvest your funds or withdraw it in full.
If you had a Term Deposit that was closed during the last financial year, please refer to the information provided in your Closed Account Notice for completing your tax return.


We're here to help

If you want to view our latest Terms and Conditions or have any questions, you can visit commbank.com.au, drop into your nearest branch, contact your Relationship Manager or Adviser, or call 13 2221.

We are required to provide an account statement for this Term Deposit. The account statement covering the previous financial year is on the following page.

LEVEL 5
2 CARRINGTON ST
SYDNEY NSW 2000
T: 13 13 12 nab.com.au
From overseas: +61 3 8641 9083
2-055

NAB
1293



28 June 2022



0077083
MRS WHITE
PO BOX 85
NEUTRAL BAY NSW 2089

Hi Mr & Mrs White

HERE ARE THE DETAILS OF YOUR NEW NAB TERM DEPOSIT

Your NAB Term Deposit matured on 26 June 2022. Following your instructions we:

- Reinvested \$210,017.27 into a new NAB Term Deposit, plus an interest amount of \$8.64

Please check the details below. If you would like to make any changes or withdraw your money without cost, you need to let us know by 3 July 2022.

NAB Term Deposit account 39-965-1293	
Account name	The Margaret White Retirement Benefit Plan
Amount	\$210,025.91
Term	30 days
Interest rate p.a.	0.10%
Interest frequency	At maturity
Interest	\$17.27
Start date	26 June 2022
Maturity date	26 July 2022



What you've instructed us to do at next maturity



Important Information

Term Deposit and interest \$210,043.18
As we don't have any maturity instructions recorded for you, we will reinvest as a new NAB Term Deposit for the same term, with the interest rate that applies at maturity and on the same terms and conditions


If you need to withdraw part or all of your NAB Term Deposit before maturity you must give 31 days' notice and a reduction in interest will apply

We will send you a reminder letter before your NAB Term Deposit matures

At maturity you have 7 calendar days to make any changes to your new NAB Term Deposit or withdraw your money without cost

LEVEL 5
2 CARRINGTON ST
SYDNEY NSW 2000
T: 13 13 12 nab.com.au
From overseas: +61 3 8641 9083
2-055

NAB
6272



29 June 2022



00710728
MRS WHITE
PO BOX 85
NEUTRAL BAY NSW 2089

Hi Mr & Mrs White

YOUR NAB TERM DEPOSIT WILL MATURE SOON

We're writing to remind you that your NAB Term Deposit will mature on 16 July 2022 and to confirm your maturity instructions.

NAB Term Deposit account 24-353-6272

Account name	The Margaret White Retirement Benefit Plan
Amount	\$251,892.66
Term	30 days
Current term interest rate p.a.	0.10%
Interest frequency	At maturity
Interest	\$20.71
Start date	16 June 2022
Maturity date	16 July 2022

2 July 2022

IPC 2NS534

Phone 02 8667 7488

suncorp.com.au/banking

MJCW INVESTMENTS PTY LTD ACN 649 773 455
ATF THE MARGARET WHITE RETIREMENT
PO BOX 85
NEUTRAL BAY NSW 2089

Dear Customer

Your Suncorp Bank term deposit is about to be renewed *A 4532*

It's almost time for your Suncorp Bank term deposit account 034464532 with \$253,455.88 to be automatically renewed on 25 July 2022. If you'd like to change your current instructions or your needs have changed, please let us know before 22 July 2022. It's great to know that your money's been growing, providing you with a consistent return on your savings.

All you need to do now

You don't need to do anything if you want to automatically renew your term deposit account and reinvest your funds. If you want to make changes to your existing account, you'll need to update your current instructions before 22 July 2022 by any of the following ways:

- log into Internet Banking: Select 'Open New Account/Loan' on the left-hand side, select 'Savings Accounts & Term Deposits', then select 'Manage' to update the instructions on your existing term deposit
- call us on 13 11 55
- visit your local branch
- return the enclosed Term Deposit Maturity Instructions via Reply-Paid envelope or to your nearest branch before 22 July 2022.

Important points to know

- We've enclosed our current term deposit interest rates. These are subject to change at any time and may be lower or higher than today's rates, so we recommend you check our website for the most up-to-date interest rates. If you want to learn about our other savings accounts that may have higher rates, please contact us.
- If you received personal advice based on your individual circumstances, please note that it only applied to the initial term of your term deposit account; it doesn't extend to this renewal. If you would like to receive personal advice regarding your maturity or investment options, please contact us prior to the renewal date.

Have your needs changed?

We understand your needs may have changed since you opened your Suncorp Bank term deposit account. While a Suncorp Bank term deposit gives you a consistent return on your savings, you may need to access your money before the next renewal date. You can withdraw your funds early by giving us 31 days' notice during normal business hours, however, your interest return will be reduced. If you're experiencing financial hardship please let us know as you may be able to withdraw your funds sooner. If you feel this term deposit no longer meets your current needs and objectives, please contact us to discuss a more suitable option for you.

What to expect after renewal


We'll send you a term deposit statement confirming your new fixed interest rate and term length. If you change your mind, don't worry, you'll have 14 calendar days from the renewal date (Grace Period) to let us know.

Any questions?

We're happy to help. Please call our Brookvale Branch on 02 8667 7488.

Yours sincerely

The Suncorp Team



007

THE DIRECTOR
PO BOX 85
NEUTRAL BAY NSW 2089

MOSMAN
743 MILITARY ROAD
MOSMAN NSW 2088

27 June 2022

NPM
4940

Your account renewal notification.

Term Deposit account number: 032-097 48-4940

Term Deposit name: MJCW INVESTMENTS PTY LTD

Term Deposit name: ATF THE MARGARET WHITE RETIREMENT BENEFIT PLAN

Customer ID: 2188 8184 MJCW INVESTMENTS PTY LTD

Dear THE DIRECTOR,


Thank you for renewing your Term Deposit. The details of your account and the dates you need to be aware of are below.

Your current Term Deposit details

Principal amount	\$240,136.78
Renewal date	27 June 2022
Maturity date	27 July 2022
Interest rate	0.05 % p.a.
Interest payment frequency	At Maturity
Term	1 Month

Other Information.

The principal of \$240,126.58 and interest of \$10.20 from this deposit was reinvested.



007

THE DIRECTOR
PO BOX 85
NEUTRAL BAY NSW 2089

MOSMAN
743 MILITARY ROAD
MOSMAN NSW 2088

27 June 2022

NDR 315

Your account renewal notification.

Term Deposit account number: 032-097 47-5315

Term Deposit name: MJCW INVESTMENTS PTY LTD

Term Deposit name: ATF THE MARGARET WHITE RETIREMENT BENEFIT PLAN

Customer ID: 2188 8184 MJCW INVESTMENTS PTY LTD

Dear THE DIRECTOR,

Thank you for renewing your Term Deposit. The details of your account and the dates you need to be aware of are below.

Your current Term Deposit details

Principal amount \$256,480.04

Renewal date 27 June 2022

Maturity date 27 July 2022

Interest rate 0.05 % p.a.

Interest payment frequency At Maturity

Term 1 Month

Other Information.

The principal of \$256,469.15 and interest of \$10.89 from this deposit was reinvested.

CommSec HOLDINGS
30/6/22

Search CommSec

M WHITE RETIREMENT B P
Australian Shares 4596254

Australian Shares 4596254

Linked to settlement account 062-000 1167 6782

Today's Change ▼ \$7,295.27 (1.98%) Market Value \$355,970.15
Total Profit/Loss ▲ \$355,970.15 (0.00%) Total Cost \$0.00

Holdings Transactions

CNO 17/21
Scheme of Arrangement ISSU 1600 Shares

Shares As of 4:16:42 PM Sydney Time, 30 Jun 2022

CODE ▲	AVAIL UNITS	PURCHASE \$	LAST \$	CHANGE \$	CHG %	PROFIT/LOSS \$	P/L %	MKT VALUE \$	WGT %	VALUE CHG \$
CHES	HIN 105868804									
▼ AD8	1,611	0.000	7.540	-0.020	-0.27	12,146.94	0.00	12,146.94	3.41	-32.22
▼ AKE	2,845	0.000	10.310	-0.280	-2.64	29,331.95	0.00	29,331.95	8.24	-796.60
▼ APX	550	0.000	5.610	-0.250	-4.27	3,085.50	0.00	3,085.50	0.87	-137.50
▼ ASM	7,500	0.000	3.450	-0.160	-4.43	25,875.00	0.00	25,875.00	7.27	-1,200.00
▼ BC8	10,000	0.000	0.300	-0.010	-3.23	3,000.00	0.00	3,000.00	0.84	-100.00
▼ BPT	5,000	0.000	1.725	-0.065	-3.63	8,625.00	0.00	8,625.00	2.42	-325.00
▼ BUB	5,000	0.000	0.605	-0.015	-2.42	3,025.00	0.00	3,025.00	0.85	-75.00
▼ CBA	150	0.000	90.380	-2.620	-2.82	13,557.00	0.00	13,557.00	3.81	-393.00
▲ CNQ	1,800	0.000	0.415	0.065	18.57	664.00	0.00	664.00	0.19	104.00
■ EDE	110,000	0.000	0.011	0.000	0.00	1,210.00	0.00	1,210.00	0.34	0.00
▼ EOS	7,636	0.000	1.040	-0.100	-8.77	7,941.44	0.00	7,941.44	2.23	-763.60
▼ GOLD	500	0.000	24.500	-0.090	-0.37	12,250.00	0.00	12,250.00	3.44	-45.00
▼ GOR	5,000	0.000	1.130	-0.035	-3.00	5,650.00	0.00	5,650.00	1.59	-175.00
▼ IBX	105,000	0.000	0.027	-0.002	-6.90	2,835.00	0.00	2,835.00	0.80	-210.00
▼ IXI	60	0.000	84.160	-0.260	-0.31	5,049.60	0.00	5,049.60	1.42	-15.60
▲ LBT	15,000	0.000	0.078	0.005	6.85	1,170.00	0.00	1,170.00	0.33	75.00
■ MGOC	7,596	0.000	2.320	0.000	0.00	17,622.72	0.00	17,622.72	4.95	0.00
▼ MQG	300	0.000	164.510	-3.570	-2.12	49,353.00	0.00	49,353.00	13.86	-1,071.00
▼ MSB	750	0.000	0.610	-0.035	-5.43	457.50	0.00	457.50	0.13	-26.25
▼ NAB	700	0.000	27.390	-0.680	-2.42	19,173.00	0.00	19,173.00	5.39	-476.00
▼ NAN	1,500	0.000	3.360	-0.060	-1.75	5,040.00	0.00	5,040.00	1.42	-90.00
▼ NDQ	750	0.000	26.710	-0.290	-1.07	20,032.50	0.00	20,032.50	5.63	-217.50
▼ PGC	50,000	0.000	0.280	-0.010	-3.45	14,000.00	0.00	14,000.00	3.93	-500.00
▲ PGF	20,000	0.000	1.520	0.005	0.33	30,400.00	0.00	30,400.00	8.54	100.00
▼ PME	400	0.000	42.250	-0.240	-0.57	16,900.00	0.00	16,900.00	4.75	-96.00
▼ SRL	3,200	0.000	2.250	-0.120	-5.06	7,200.00	0.00	7,200.00	2.02	-384.00

* TLS

* H STOCKS TRANSFERRED TO COMMSEC FROM MORGANS

Newsfeed

▼ TLS	7,000	0.000	3.850	-0.040	-1.03	26,950.00	0.00	26,950.00	7.57	-280.00
▼ VG8	7,500	0.000	1.790	-0.010	-0.56	13,425.00	0.00	13,425.00	3.77	-75.00
Subtotal						355,970.15	0.00	355,970.15	100.00	-7,205.27
Issuer Sponsored Holdings										
Total						355,970.15	0.00	355,970.15	100.00	-7,205.27

Managed Funds

FUND NAME ▲	UNITS	PURCHASE \$	UNIT \$	UNIT \$ DATE	PROFIT/LOSS \$	P/L %	MARKET VALUE \$	W
-------------	-------	-------------	---------	--------------	----------------	-------	-----------------	---

There are no Managed Funds on this account.

Managed Funds unit prices are not live and are sourced from Morningstar. Please refer to the individual fund managers for any pricing enquiries.

- [Contact Details](#)
- [Important Information](#)
- [Financial Services Guide](#)
- [Privacy Policy](#)
- [Terms and Conditions](#)

Download the CommSec App



These sites are not affiliated with CommSec and may offer a different privacy policy and level of security.

This site is directed and available to and for the benefit of Australian residents only. Commonwealth Securities Limited ABN 60 067 264 389 AFSL 258814 ("CommSec") is a wholly owned, but non-governmental, subsidiary of the Commonwealth Bank of Australia ABN 48 123 124 AFSL 234045 and both entities are incorporated in Australia with limited liability.



9165
1/7/21 - 30/6/22

Search results

ANZ Business Essentials (012351 153839165)

Period displayed: 01 July 2021 to 30 June 2022

Date	Description	Debit(\$AUD)	Credit(\$AUD)	Balance
June 2022				
30 JUN	CREDIT INTEREST PAID		\$1.04	\$126,496.93
May 2022				
31 MAY	CREDIT INTEREST PAID		\$1.11	\$126,495.89
April 2022				
29 APR	CREDIT INTEREST PAID		\$1.01	\$126,494.78
March 2022				
31 MAR	CREDIT INTEREST PAID		\$1.07	\$126,493.77
February 2022				
28 FEB	CREDIT INTEREST PAID		\$0.97	\$126,492.70
January 2022				
31 JAN	CREDIT INTEREST PAID		\$1.08	\$126,491.73
December 2021				
31 DEC	CREDIT INTEREST PAID		\$1.07	\$126,490.65
November 2021				
30 NOV	CREDIT INTEREST PAID		\$1.11	\$126,489.58
October 2021				
29 OCT	CREDIT INTEREST PAID		\$2.11	\$126,488.47
September 2021				
30 SEP	CREDIT INTEREST PAID		\$5.20	\$126,486.36
August 2021				
31 AUG	CREDIT INTEREST PAID		\$0.12	\$126,481.16

Date	Description	Debit(\$AUD)	Credit(\$AUD)	Balance
31 AUG	TRANSFER FROM MJCW INVESTMENTS 00000164067563		\$121,481.04	\$126,481.04
13 AUG	TRANSFER FROM MJCW INV P/L TFR1060 TO ANZ 165		\$5,000.00	\$5,000.00

© Australia and New Zealand Banking Group Limited (ANZ) ABN 11 005 357 522.

CBA
6/18/22
1/7/21 - 30/6/22

Super 062-000 1167 6782

Available	\$11,433.71
Pending	\$0.00
Balance	\$11,433.71

Pay or transfer

Showing 14 results

Pending transactions not included in the search

Date	Description	Debit	Credit	Balance
Thu 05 May 2022	Direct Credit 458106 GOR DIVIDEND MAY22/00812435		+\$25.00	\$11,433.71 ✓
Tue 26 Apr 2022	Direct Credit 407459 PGC ITM DIV 001276455977		+\$300.00	\$11,408.71
Tue 19 Apr 2022	Direct Credit 265730 VGI Partners S00125265431		+\$375.00	\$11,108.71
Thu 31 Mar 2022	Direct Credit 326860 BEACH ENERGY LTD MAR22/00832467		+\$50.00	\$10,733.71
Wed 30 Mar 2022	Direct Credit 401607 CBA ITM DIV 001272061367		+\$262.50	\$10,683.71
Fri 25 Mar 2022	Direct Credit 261354 PME ITM DIV 001275095206		+\$40.00	\$10,421.21
Fri 18 Mar 2022	Direct Credit 302169 APX FNL DIV 001273240370		+\$23.25	\$10,381.21
Wed 19 Jan 2022	Direct Credit 389158 MAGELLAN MAGELLAN002693964		+\$205.40	\$10,357.96
Wed 05 Jan 2022	Direct Credit 396297 IXI PAYMENT JAN22/00803957		+\$27.47	\$10,152.56
Tue 14 Dec 2021	Direct Credit 077669 MQG ITM DIV 001269825395		+\$587.00	\$10,126.09
Fri 05 Nov 2021	Chq Dep Branch MOSMAN		-\$32.00	\$9,538.09
Fri 05 Nov 2021	Chq Dep Branch MOSMAN		+\$500.00	\$9,506.09
Fri 05 Nov 2021	Chq Dep Branch MOSMAN		+\$50.00	\$9,006.09
Fri 05 Nov 2021	Chq Dep Branch MOSMAN		+\$412.50	\$8,956.09

1060

1/7/21 -

30/6/22



INTERNET BANKING

DIVIDENDS
& DISTRIBUTIONS

Transaction history

Account: S/Fund Account #1060
082-055 556571060

Date from: 2021-07-01 Date to: 2022-06-30

Search details:

Transaction type: All transactions

Amount from: Amount to:

Date	Transaction Details	Debit	Credit	Balance*
30 Jun 2022	INTEREST PAID Interest Paid		+\$1.68	+\$70,311.98* 30/6/22
26 May 2022	ONLINE X4354961975 SF 2022 drawdown B*M WHITE Transfer Debit	-\$10,000.00		+\$70,310.30*
23 May 2022	73240206 TPP TRUST A/C THE MARGARET WHI Inter Bank Credit		+\$52,519.89	+\$80,310.30*
18 May 2022	INTERNET BPAY ASIC 2296497734550 Transfer Debit	-\$56.00		+\$27,790.41*
29 Apr 2022	S00126217668 PGF DIV MJCW INVESTMENTS <u>P.M. CAPITAL</u> Dividend		<u>BOARD ROOM</u> +\$1,000.00	+\$27,846.41*
27 Apr 2022	TFR TO NEW TD 1293 Miscellaneous Debit	-\$210,000.00		+\$26,846.41*



0681
1/7/21 - 30/6/22

INTERNET BANKING

Transaction history

Account: S/Fund Account #0681
082-057 822070681

Date from: 2021-07-01 Date to: 2022-06-30

Search details:

Transaction type: All transactions

Amount from: Amount to:

Date	Transaction Details	Debit	Credit	Balance*
30 Jun 2022	INTEREST CA INTEREST B*M WHITE Interest Paid		+\$1.33	+\$12,110.72*
20 Jun 2022	AS AT 20/06/2022 YOUR VARIABLE CR INTEREST RATE IS 0.200% Miscellaneous Credit		\$0.00	+\$12,109.39*
20 Jun 2022	WHEN YOUR BALANCE IS \$10,000 OR MORE Miscellaneous Credit		\$0.00	+\$12,109.39*
17 Jun 2022	PLEASE NOTE FROM TODAY YOUR DR INTEREST RATE IS 7.220% Miscellaneous Credit		\$0.00	+\$12,109.39*
06 Jun 2022	ONLINE K3911528602 Reimb PRC PMT 24/5 B*M WHITE Transfer Debit	-\$202.25		+\$12,109.39*
31 May 2022	INTEREST CA INTEREST B*M WHITE Interest Paid		+\$0.13	+\$12,311.64*
30 May 2022	WHEN YOUR BALANCE IS \$10,000 OR MORE Miscellaneous Credit		\$0.00	+\$12,311.51*

4936

1/7/21 - 30/6/22

SUNCORP BANK Internet Banking

Transaction History

Find Transactions - Advanced Search Results

Account: BUSINESS SAVER ACCOUNT - 166954936

Period: Date Range - 02/07/2021 to 30/06/2022

Ordered results by: Most recent first

Current Balance: \$153,010.13

Available Balance: \$153,010.13

Quickly import payees and billers you have stored at other banks


Transactions

Transactions 1 to 13 of 13

Date	Transaction Details	Withdrawal	Deposit	Balance
30/06/2022	CREDIT INTEREST		\$39.40	\$153,010.13 ✓
31/05/2022	CREDIT INTEREST		\$12.99	\$152,970.73
30/04/2022	CREDIT INTEREST		\$12.57	\$152,957.74
31/03/2022	CREDIT INTEREST		\$12.99	\$152,945.17
28/02/2022	CREDIT INTEREST		\$11.73	\$152,932.18
31/01/2022	CREDIT INTEREST		\$12.99	\$152,920.45
31/12/2021	CREDIT INTEREST		\$12.98	\$152,907.46
30/11/2021	CREDIT INTEREST		\$12.57	\$152,894.48
31/10/2021	CREDIT INTEREST		\$18.01	\$152,881.91
30/09/2021	CREDIT INTEREST		\$25.12	\$152,863.90
31/08/2021	CREDIT INTEREST		\$25.96	\$152,838.78
31/07/2021	CREDIT INTEREST		\$14.23	\$152,812.82

Date	Transaction Details	Withdrawal	Deposit	Balance
15/07/2021	DIRECT CREDIT THE LATE BERMAN Tfr Fr MJCW Super		\$152,798.41	\$152,798.59

Information as at: Friday, 1st July 2022 3:27:20 PM AEST



4996 30/6/22

Account activity

1/7/21 - 30/6/22

Westpac Business One Flexi
032-097 474996

\$6,736.64

- Account details
- Statements
- Account settings
- Activate card
- Exports and reports

[Advanced search](#)

Date	Description	Debit	Credit	Balance
1 Mar 2022	TRANSACTION FEE	-\$0.50		\$6,736.64
10 Feb 2022	DEPOSIT ATO ATO0008000016089173		\$1,748.57	\$6,737.14
14 Jan 2022	FUNDS TRANSFERED TO TERM DEPOSIT 484940	-\$240,000.00		\$4,988.57
1 Sep 2021	TRANSACTION FEE	-\$0.50		\$244,988.57
31 Aug 2021	DEPOSIT MJCW INVESTMENTS 00000164067563		\$140,000.00	\$244,989.07
2 Aug 2021	TRANSACTION FEE	-\$0.50		\$104,989.07
15 Jul 2021	DEPOSIT THE LATE BERMAN Tr Fr MJCW Super		\$100,000.00	\$104,989.57
28 May 2021	FUNDS TRANSFERED TO TERM DEPOSIT 475915	-\$256,000.00		\$4,989.57
24 May 2021	PRINCIPAL PAID ON 0000000 TERM DEPOSIT 392667		\$260,215.34	\$260,989.57
24 May 2021	INTEREST PAID ON 0000000 TERM DEPOSIT 392667		\$774.23	\$774.23

[Save as PDF](#)

Things you should know

1. Running balance means the balance in your account, based on the deposits and withdrawals we've recorded on your account at a particular point in time.



BetaShares

Exchange Traded Funds

Responsible Entity: BetaShares Capital Ltd
ABN 78 139 566 868 | AFSL 341181
ARSN 169 907 564

All Registry communications to:
C/- Link Market Services Limited
Locked Bag A14, Sydney South, NSW, 1235
Telephone: +61 1300 420 094
ASX Code: NDQ
Email: betashares@linkmarketservices.com.au
Website: www.linkmarketservices.com.au

007 200195

MJCW INVESTMENTS PTY LTD
<M WHITE RETIREMENT B P A/C>
PO BOX 85
NEUTRAL BAY NSW 2089

Date: 31 July 2022
Reference No.: X*****8804

BETASHARES NASDAQ 100 ETF Attribution Managed Investment Trust Member Annual Statement for the year ended 30 June 2022

Part A : Summary of 2022 tax return (supplementary section) items for a resident individual

Tax return (supplementary section)	Amount	Tax return label
Share of net income from trusts, less net capital gains, foreign income and franked distributions	\$0.02	13U
Franked distribution from trusts	\$0.00	13C
Share of franking credits from franked dividends	\$0.00	13Q
Share of credit for tax file number amounts withheld from interest, dividends and unit trust	\$593.00	13R
Share of credit for foreign resident withholding amounts (excluding capital gains)	\$0.00	13A
Net capital gain	\$611.34	18A
Total current year capital gains	\$1,222.68	18H
CFC Income	\$0.00	19K
Assessable foreign source income	\$63.17	20E
Other net foreign source income	\$63.17	20M
Australian franking credits from a New Zealand franking company	\$0.00	20F
Foreign income tax offset *	\$23.50	20O

*To work out your foreign income tax offset (FITO) entitlement, see the '20 Foreign source income and foreign assets or property' section of the instructions for the 2022 Tax Return for Individuals (Supplementary Section) or the Guide to foreign tax offset rules 2022.

Capital gains tax information - Additional information for item 18	Amount	
Capital gains - Discounted method	\$1,222.68	(grossed up amount)
Capital gains - Other method	\$0.00	
Total current year capital gains	\$1,222.68	

Part B: Components of attribution	Tax paid or franking credit gross up	Attributable amount
Australian Income		
Interest (subject to non - resident withholding tax)		\$0.00
Interest (not subject to non - resident withholding tax)		\$0.00
Dividends - unfranked amount declared to be CFI		\$0.00
Dividends - unfranked amount not declared to be CFI		\$0.00
Other assessable Australian income (Other)		\$0.02
Other assessable Australian income (NCMI)		\$0.00
Other assessable Australian income (Excluded from NCMI)		\$0.00
Other assessable Australian income (CBMI)		\$0.00
Non-primary production income		\$0.02
Dividends - Franked amount (Franked distributions)	\$0.00	\$0.00
Capital Gains		
Capital gains – Discounted method TAP (Other)		\$0.00
Capital gains – Discounted method TAP (NCMI)		\$0.00
Capital gains – Discounted method TAP (Excluded from NCMI)		\$0.00
Capital gains – Discounted method TAP (CBMI)		\$0.00
Capital gains - Discounted method NTAP		\$611.34
Taxable foreign capital gains - Discounted method	\$0.00	\$0.00
Capital gains – Other method TAP (Other)		\$0.00
Capital gains – Other method TAP (NCMI)		\$0.00
Capital gains – Other method TAP (Excluded from NCMI)		\$0.00
Capital gains – Other method TAP (CBMI)		\$0.00
Capital gains - Other method NTAP		\$0.00
Taxable foreign capital gains - Other method	\$0.00	\$0.00
Net capital gains	\$0.00	\$611.34
AMIT CGT gross up amount		\$611.34
Other capital gains distribution		
Total current year capital gains	\$0.00	\$1,222.68
Foreign income		
Other net foreign source income	\$23.50	\$63.17
Assessable foreign source income	\$23.50	\$63.17
Australian franking credit from a New Zealand franking company	\$0.00	\$0.00
CFC income		\$0.00
Total foreign income	\$23.50	\$63.17
Non-assessable amounts		
Net exempt income		\$0.00
Non-assessable non-exempt amount		\$0.00
Other non-attributable amounts		\$0.00
Total Non-assessable amounts		\$0.00
Cash distribution		
		Cash amounts
Gross cash distribution		\$631.19
Less: TFN amounts withheld		\$593.00
Less: Non-resident tax withheld on interest and dividends		\$0.00
Less: Non-resident tax withheld on fund payments		\$0.00
Net cash distribution		\$38.19
Tax offsets		
Franking credit tax offset from Australian resident companies		\$0.00
Foreign income tax offset - Other net foreign source income		\$23.50
Foreign income tax offset - Taxable foreign capital gains - Discounted method		\$0.00
Foreign income tax offset - Taxable foreign capital gains - Other method		\$0.00
Australian franking credit from a New Zealand franking company		\$0.00
Total tax offsets		\$23.50
Attributed Managed Investment Trust ('AMIT') cost base		
AMIT cost base net amount - excess (decrease cost base)		\$0.00
AMIT cost base net amount - shortfall (increase cost base)		\$631.18

Tax Guide

The Annual Tax Guide contains general information about how to use this statement when you prepare your 2022 Tax Return.

To view the 2022 Tax Guide, please visit: <http://www.betashares.com.au/TaxGuide>

This statement contains important information. Please retain it for taxation purposes as a charge may be levied for replacement. To view or change your Unitholder details, please visit our investor website at www.linkmarketservices.com.au

Stay informed with the latest investment news, economic insights, and portfolio construction information. Subscribe to BetaShares' weekly newsletter www.betashares.com.au/subscribe

iShares Global Consumer Staples ETF

ARSN 625 114 552
BlackRock Investment Management (Australia) Limited
ABN 13 006 165 975 AFSL 230523

Update your information:

 www.investorcentre.com/au/contact

 Computershare Investor Services Pty Limited
GPO Box 2975 Melbourne
Victoria 3001 Australia
Enquiries: (within Australia) 1-300-ishare (474 273)
(international) +61 3 9415 4695

201522 000 IXI



MJCW INVESTMENTS PTY LTD
<M WHITE RETIREMENT B P A/C>
PO BOX 85
NEUTRAL BAY NSW 2089

TFN/ABN Status: Not Quoted

Holder Identification Number (HIN)

HIN WITHHELD

ATTRIBUTION MANAGED INVESTMENT TRUST MEMBER ANNUAL TAX STATEMENT FOR YEAR ENDED 30 JUNE 2022

The following tax return items are valid for Australian resident individual unitholders only.

PART A – SUMMARY OF 2022 TAX RETURN (SUPPLEMENTARY SECTION) ITEMS

Item	Tax Return Label	Tax Attribution Amount
Share of non-primary production income	13U	\$0.00
Franked distributions from trusts	13C	\$0.00
Share of franking credits from franked dividends	13Q	\$0.00
Share of credit for TFN amounts withheld	13R	\$47.00
Share of credit for foreign resident withholding amounts	13A	\$0.00
Net capital gain	18A	\$3.20
Total current year capital gains	18H	\$6.40
Assessable foreign source income	20E	\$114.70
Other net foreign source income	20M	\$114.70
Foreign income tax offset	20O	\$17.27

PART B – COMPONENTS OF DISTRIBUTION

Item	Cash Distribution	Tax Paid/Offsets	Tax Attribution
Australian income			
Unfranked distributions			\$0.00
Unfranked CFI distributions			\$0.00
Interest (subject to non resident WHT)			\$0.00
Interest (not subject to non resident WHT)			\$0.00
Other income - clean building MIT income			\$0.00
Other income - excluded from NCMI			\$0.00
Other income - NCMI			\$0.00
Other income			\$0.00
Non primary production income			\$0.00
Franked distributions		\$0.00	\$0.00
Capital gains			
Discounted capital gains TAP - clean building MIT income			\$0.00
Discounted capital gains TAP - excluded from NCMI			\$0.00
Discounted capital gains TAP - NCMI			\$0.00
Discounted capital gains TAP			\$0.00
Discounted capital gains NTAP			\$3.20
Capital gains – other method TAP - clean building MIT income			\$0.00
Capital gains – other method TAP - excluded from NCMI			\$0.00
Capital gains – other method TAP - NCMI			\$0.00
Capital gains – other method TAP			\$0.00
Capital gains – other method NTAP			\$0.00
Net capital gain			\$3.20
AMIT CGT gross up amount			\$3.20
Other capital gains distribution			
Total current year capital gains			\$6.40
Return of capital			
Foreign income			
Assessable foreign source income		\$17.27	\$114.70
Other non-assessable amounts			
Non-assessable non-exempt amount			\$0.00
Net exempt income			
Other non-attributable amounts			
Gross amount	\$103.83		\$121.10
AMIT cost base net amount - excess (reduce cost base)			\$0.00
AMIT cost base net amount - shortfall (increase cost base)			\$0.00
Less TFN amounts withheld	\$47.00		
Less non-resident withholding tax			
- Interest / dividend amounts withheld	\$0.00		
- Fund payment amounts withheld	\$0.00		
Net cash distribution	\$56.83		

To assist you in completing your tax return, you may refer to the iShares tax booklet available here:

<https://www.blackrock.com/au/individual/literature/tax-information/australian-tax-booklet-for-australian-domiciled-ishesares-etfs-en-au.pdf>

PLEASE RETAIN THIS STATEMENT FOR INCOME TAX PURPOSES

21 July 2022

MJCW INVESTMENTS PTY LTD <M WHITE RETIREMENT B P A/C>
 PO BOX 85
 NEUTRAL BAY NSW 2089

ASX Code: MGOC
 APIR Code: MGE0001AU
 Investor Number: H087967
 HIN: X*****804

Attribution Managed Investment Trust Member Annual (AMMA) Statement
For the year ended 30 June 2022
Magellan Global Fund (Open Class Units)

Part A - Your Details

You are recorded as being: Other
 Australian Tax File Number (TFN) / ABN Quoted: Not Provided
 Country of residence at 30 Jun 2022: Australia

Part B - Summary of 2022 Tax Return (supplementary section) Items

	Amount	Tax return label
Share of net income from trusts, less net capital gains, foreign income and franked distributions	0.00	13U
Franked distributions from trusts	0.00	13C
Other deductions relating to non-primary production income	0.00	13Y
Share of credit for foreign resident withholding amounts (excluding capital gains)	0.00	13A
Share of National rental affordability scheme tax offset	0.00	13B
Share of credit for tax withheld where Australian business number not quoted	0.00	13P
Share of franking credit from franked dividends	0.00	13Q
Share of credit for tax file number amounts withheld from interest, dividends and unit trust distributions	473.00	13R
Share of credit for tax paid by trustee	0.00	13S
Early stage venture capital limited: current year tax offset	0.00	T7K
Early stage investor: current year tax offset	0.00	T8L
Other refundable tax offsets: Exploration credits	0.00	T9 (Code E)
Net capital gain	460.94	18A
Total current year capital gains	921.88	18H
Credit for foreign resident capital gains withholding amounts	0.00	18X
CFC Income	0.00	19K
Transferor trust income	0.00	19B
Assessable foreign source income	124.37	20E
Other net foreign source income	124.37	20M
Australian franking credits from a New Zealand franking company	0.00	20F
Foreign Income Tax Offsets *	37.81	20O

* The foreign income tax offset represents foreign income tax offsets in respect of both foreign income and foreign capital gains derived by the Fund. Foreign income tax offsets on foreign capital gains have not been reduced by the capital gains tax discount.

Please retain this statement for Income Tax Purposes

Part C	Component of attribution	Cash Distribution	Tax Paid/Frinking Credit (grossed up)	Attribution	Tax return Label
Australian Income					
	Interest (subject to withholding tax)	0.00		0.00	
	Interest (not subject to withholding tax)	0.00		0.00	
	Dividends: unfranked amount	0.00		0.00	
	Dividends: unfranked amount declared to be CFI	0.00		0.00	
	Dividends: unfranked amount not declared to be CFI	0.00		0.00	
	Dividends: less LIC capital gain deduction	0.00		0.00	
	Other assessable Australian income	0.00		0.00	
	NCMI - Non-primary production	0.00		0.00	
	Excluded from NCMI - Non-primary production	0.00		0.00	
	Share of net income from trusts, less net capital gains, foreign income and franked distributions	0.00		0.00	13U
	Dividends: Franked amount	0.00	0.00	0.00	13C/13Q
Capital gains					
	Capital gains discount - Taxable Australian property	0.00		0.00	
	Capital gains discount - Non-Taxable Australian property	356.41	0.00	460.94	
	Capital gains other - Taxable Australian property	0.00		0.00	
	Capital gains other - Non-Taxable Australian property	0.00	0.00	0.00	
	NCMI capital gains	0.00		0.00	
	Excluded from NCMI capital gains	0.00		0.00	
	Net capital gain	356.41	0.00	460.94	18A
	AMIT CGT gross up amount	0.00		460.94	
	Other capital gains distribution	356.40		0.00	
	Total current year capital gains	712.81	0.00	921.88	18H
Foreign income					
	Other net foreign source income	61.99	37.81	124.37	20M/20O
	Assessable foreign source income	61.99	37.81	124.37	20E
	Australian franking credits from a New Zealand franking company	0.00	0.00	0.00	20F
	CFC income	0.00		0.00	19K
	Transferor trust income	0.00		0.00	19B
	Total foreign income	61.99	37.81	124.37	
Tax offsets					
	Franking credit tax offset (including Australian franking credits from a New Zealand franking company)	0.00			13Q / 20F
	Foreign income tax offset	37.81			20O
	Total tax offsets	37.81			

<u>Other non-assessable amounts and cost base details</u>	Cash distribution	Attribution/Amount	Other amount
Net exempt income	0.00	0.00	
Non-assessable non-exempt amount	0.00	0.00	
Other non-attributable amounts	0.00		

Gross cash distribution	774.80		774.80
AMIT cost base net amount - excess (decrease)			0.00
AMIT cost base net amount - shortfall (increase)			233.64

<u>Other amounts deducted from trust distribution</u>	Cash Amount	Tax return label
TFN amounts withheld	473.00	13R
Non-resident withholding tax deducted	0.00	
Other expenses	0.00	13Y
Credit for foreign resident capital gains withholding	0.00	18X
Net cash distribution	301.80	

This guide provides general information and has been prepared to assist you in understanding the various components of the Attribution Managed Investment Trust Member Annual (AMMA) Statement which you have received from the Fund in relation to the year ended 30 June 2022. This guide has been prepared to assist you in completing your income tax return for the year ending 30 June 2022.

Australian tax laws are complex and each unitholder's particular circumstances will be different. You should seek your own tax advice before taking any action based on this guide and consult your professional tax advisor for advice specific to your circumstances. This guide should be read in conjunction with the Australian Taxation Office's (ATO's) instructions and publications. The comments contained in this guide do not constitute legal, tax or financial planning advice. They are general in nature, offered on an informative basis only and are not intended to cover all of the potential tax consequences in relation to a particular unitholder. Certain items discussed in this guide may not apply to certain unitholders (for example, due to the unitholder's residency, entity type or some other factor).

The Fund is an Attribution Managed Investment Trust (AMIT) for the year ended 30 June 2022. Your AMMA Statement includes amounts attributed to you from the Fund relating to the year ended 30 June 2022. You may be required to include these amounts in your tax return for the 2022 financial year.

This AMMA Statement is prepared for an Australian resident individual investor who holds units in the Fund on a capital account. Unitholders should seek professional taxation advice in relation to this AMMA statement.

Part A - Your details

Part A are the details you provided and reported at the time this statement was generated.

Part B - Tax return information

Part B is a summary of the amounts attributed to you from the Fund that are relevant for the completion of your 2022 tax return. Depending on your circumstances, you may be able to copy the amounts from Part B of this AMMA statement to your corresponding labels of the Tax Return (Supplementary Section) 2022. The breakdown of the components is shown in Part C of your AMMA statement.

Part C - Component of attribution

This section of your AMMA Statement gives you a detailed breakdown of the cash paid to you and the amounts attributed to you. The information in Part C of your AMMA Statement may be required for you to complete other parts of your income tax return.

1. Australian income

The details provide a breakdown of Label 13U Non-primary production income and Label 13C Franked distributions from trusts. This information may be necessary for those investors who use the Application for refund of franking credits for individuals during 2022.

2. Capital gains

Capital gains discount - Taxable Australian Property (TAP) and Non-Taxable Australian Property (NTAP)

The capital gains tax (CGT) discount is generally available for gains on the disposal of investments that have been held for at least 12 months. These items are that part of the Fund's net capital gain that represents discount capital gains paid and attributed to you. Resident individuals and trusts (conditions apply) may be eligible for a 50% CGT discount and resident complying superannuation funds may be eligible for a 33.33% CGT discount. Companies are not eligible for the CGT discount.

Capital gains other - Taxable Australian Property (TAP) and Non-Taxable Australian Property (NTAP)

These items are capital gains paid and attributed to you in relation to the disposal of investments held by the Fund which are held for less than 12 months. The CGT discount is not available in relation to such gains.

Net capital gains

This amount represents the taxable capital gains which is the sum of the capital gains (discounted and other methods) and any foreign tax paid on capital gains.

AMIT CGT gross up amount

This item shows the additional amount treated as capital gains of a unitholder under ss 276-85(3) and (4) of the Income Tax Assessment Act 1997 (ITAA 1997), and is included in the AMIT cost base increase amount under s104-107E of the ITAA 1997. This amount is equal to the sum of the attribution column for Capital gains discount - Taxable Australian Property (TAP) and Capital gains discount - Non-Taxable Australian Property (NTAP).

Other capital gains distribution

Other capital gains distributions are shown in the Cash distribution column to represent the total amount of cash distributed in relation to all capital gains, other than the amounts already shown in the Cash distribution columns for Capital gains discount - NTAP & TAP and Capital gains other - NTAP & TAP.

3. Foreign income

The Foreign income section includes all foreign income except foreign capital gains. Foreign tax paid on foreign income (other than foreign capital gains) is also shown here.

4. Other non-assessable amounts and cost base details

Other non-assessable amounts have been divided into three categories depending on the nature of the amount. These amounts may not be immediately assessable for income tax purposes and may not be required to be included in your tax return. However, they may be relevant when determining any adjustment to the cost base of your unit holding and may be relevant in working out your gain/loss at the time you dispose of your units in the Fund.

Other non-attributable amounts

Other non-attributable amounts are cash distributions paid to you that exceed the attribution amount, to the extent they are not already shown in other components. These amounts are reflected in the calculation of the AMIT cost base net amount - excess or shortfall. It does not include Other capital gains distributions which are shown at the capital gains section.

AMIT cost base net amounts

Under the AMIT regime you are required to adjust your cost base of your units as follows:

AMIT cost base net amount - excess (decrease). You must reduce the cost base and reduced cost base of your units in the Fund by the AMIT cost base net amount - excess. A capital gain may also arise if your AMIT cost base net amount - excess is greater than your cost base of your units in the Fund.

AMIT cost base net amount - shortfall (increase). You must increase the cost base and reduced cost base of your units in the Fund by the AMIT cost base net amount - shortfall.

End of Document

Payment Advice

**All Registry communications to:**

C/- Link Market Services Limited
Locked Bag A14, Sydney South, NSW, 1235
Telephone: 1300 554 474
ASX Code: **APX**
Email: registrars@linkmarketservices.com.au
Website: www.linkmarketservices.com.au

APPEN LIMITED

ABN: 60 138 878 298

MRS MARGARET JOY WHITE <RETIREMENT BENEFITS A/C>

PO BOX 85
NEUTRAL BAY NSW
2089

DIVIDEND STATEMENT

Reference No.: X*****6896
Payment Date: 24 September 2021
Record Date: 01 September 2021

Security Description	Dividend Rate per Share	Participating Shares	Unfranked Amount	Franked Amount	Total Payment	Franking Credit
APX - FULLY PAID ORDINARY SHARE	\$0.045	550	\$12.37	\$12.38	\$24.75	\$5.31
				Less Resident Withholding Tax	\$5.00	
				Net Amount	AUD 19.75	
				Represented By:		
				Withheld Payment	AUD 19.75	
FRANKING INFORMATION	Franked Rate per Share			Franking Percentage	\$0.0225	50%
	Company Tax Rate					30%
AUSTRALIAN TAX INFORMATION (A\$)	Income Description				Amount	
	Conduit Foreign Income (CFI)				\$0.00	
	Nil CFI				\$12.37	
	Total unfranked Income				\$12.37	

Withholding tax is not payable by non-residents on the Conduit Foreign Income portion of the unfranked dividend amount.
The total amount together with the franking credit (if any) should be disclosed as assessable income in your Australian tax return.

Withheld: To enable payment please update your Payment Instructions in the Payments & Tax section on the Link Investor Centre.

Note: You may require this statement for taxation purposes. All investors should seek independent advice relevant to their own particular circumstances.

Please ensure your details are current by viewing and updating via the online service centre.



ABN 20 007 617 969

┌ 001289 000 BPT
MRS MARGARET JOY WHITE
<RETIREMENT BENEFITS A/C>
PO BOX 85
NEUTRAL BAY NSW 2089

FY21 Final Dividend

Dear Securityholder,

This payment represents a final dividend of 1 cent per share for the year ended 30 June 2021. This dividend is paid on the shares registered in your name and entitled to participate as at the record date of 31 August 2021. This payment is 100% franked at the corporate tax rate of 30%.

Help us be sustainable

Beach Energy Limited encourages electronic management of your share investment. Please register at www.computershare.com.au/easyupdate/bpt to receive your statements electronically or update your TFN, bank account and other details online.

Class Description	Amount per Security	Number of Securities	Franked Amount	Unfranked Amount	Gross Payment
Ordinary Shares	1 cent	5,000	\$50.00	\$0.00	\$50.00
				Net Payment	\$50.00
				Franking Credit	\$21.43

Note 1: You should retain this statement to assist you in preparing your tax return.

Note 2: If you require your payment to be re-issued, you may be charged an administrative fee which will be deducted from your payment

Update your information:



Online:

www.computershare.com.au/easyupdate/bpt



By Mail:

Computershare Investor Services Pty Limited
GPO Box 2975 Melbourne
Victoria 3001 Australia

Enquiries:

(within Australia) 1300 556 161
(international) +61 3 9415 4000

Holder Identification Number (HIN)

HIN WITHHELD

ASX Code	BPT
TFN/ABN Status	Not Quoted
Record Date	31 August 2021
Payment Date	30 September 2021
Cheque Number	177704

PLEASE BANK THIS CHEQUE PROMPTLY

279443_CHQ_AU/001289/001289/i



ABN 20 007 617 969

004091 000 BPT
MJCW INVESTMENTS PTY LTD
<M WHITE RETIREMENT B P A/C>
PO BOX 85
NEUTRAL BAY NSW 2089

Update your information:

Online:
www.computershare.com.au/easyupdate/bpt

By Mail:
Computershare Investor Services Pty Limited
GPO Box 2975 Melbourne
Victoria 3001 Australia

Enquiries:

(within Australia) 1300 556 161
(international) +61 3 9415 4000

Holder Identification Number (HIN)

HIN WITHHELD

ASX Code	BPT
TFN/ABN Status	Not Quoted
Record Date	28 February 2022
Payment Date	31 March 2022
Direct Credit Reference No.	832467

FY22 Interim Dividend

Dear Securityholder,

This payment represents an interim dividend of 1 cent per share for the half year ended 31 December 2021. This dividend is paid on the shares registered in your name and entitled to participate as at the record date of 28 February 2022. This payment is 100% franked at the corporate tax rate of 30%.

Help us be sustainable

Beach Energy Limited encourages electronic management of your share investment. Please register at www.computershare.com.au/easyupdate/bpt to receive your statements electronically or update your TFN, bank account and other details online.

Class Description	Amount per Security	Number of Securities	Franked Amount	Unfranked Amount	Gross Payment
Ordinary Shares	1 cent	5,000	\$50.00	\$0.00	\$50.00
Net Payment					\$50.00
Franking Credit					\$21.43

Note 1: You should retain this statement to assist you in preparing your tax return.

Note 2: If you require your payment to be re-issued, you may be charged an administrative fee which will be deducted from your payment

Your Payment Instruction

COMMONWEALTH BANK OF AUSTRALIA
BSB: 062-000 Account number: XXXXXX82

Amount Deposited

AUD\$50.00

If payment cannot be made to the above instruction, an AUD cheque will be forwarded to your registered address.

Payment Advice



**Commonwealth
Bank**

ABN 48 123 123 124

All Registry communications to:
Commonwealth Bank of Australia
Locked Bag A14, Sydney South, NSW, 1235
Telephone: 1800 022 440
ASX Code: **CBA**
Email: cba@linkmarketservices.com.au
Website: www.linkmarketservices.com.au

COMMONWEALTH BANK OF AUSTRALIA

ABN: 48 123 123 124

MRS MARGARET JOY WHITE <RETIREMENT BENEFITS A/C>
PO BOX 85
NEUTRAL BAY NSW
2089

DIVIDEND STATEMENT

Reference No.: X*****6896
Payment Date: 29 September 2021
Record Date: 18 August 2021

Security Description	Dividend Rate per Share	Participating Shares	Unfranked Amount	Franked Amount	Total Payment	Franking Credit
CBA - ORDINARY SHARES	\$2.00	150	\$0.00	\$300.00	\$300.00	\$128.57
		Less Withholding Tax			\$0.00	
		Net Amount			AUD 300.00	
		Represented By:				
		Withheld Payment			AUD 300.00	

FRANKING INFORMATION

Franked Rate per Share \$2.00
Franking Percentage 100%
Company Tax Rate 30%

New Zealand Imputation Credit in NZD

\$15.00

Attached to this dividend is a New Zealand Imputation Credit of NZ\$0.10 per share. The only Commonwealth Bank shareholders who may obtain benefits from the New Zealand Imputation Credits are New Zealand resident taxpayers who meet certain other requirements. If you require further information, we recommend you talk to your tax advisor or the New Zealand Inland Revenue Department.

For the avoidance of doubt, the offer of the Dividend Reinvestment Plan (DRP) to the public in New Zealand is made in compliance with Australian law and any code, rules or other requirements relating to the offer of the DRP in Australia.

Withheld: To enable payment please update your Payment Instructions in the Payments & Tax section on the Link Investor Centre.

The total amount together with the franking credit (if any) should be disclosed as assessable income in your Australian tax return.

Note: You may require this statement for taxation purposes. All investors should seek independent advice relevant to their own particular circumstances.

Please ensure your details are current by viewing and updating via the online service centre.

Payment Advice



**Commonwealth
Bank**

ABN 48 123 123 124

All Registry communications to:
Commonwealth Bank of Australia
Locked Bag A14, Sydney South, NSW, 1235
Telephone: 1800 022 440
ASX Code: **CBA**
Email: cba@linkmarketservices.com.au
Website: www.linkmarketservices.com.au

COMMONWEALTH BANK OF AUSTRALIA

ABN: 48 123 123 124

MJCW INVESTMENTS PTY LTD <M WHITE RETIREMENT B P A/C>

PO BOX 85
NEUTRAL BAY NSW
2089

DIVIDEND STATEMENT

Reference No.: X*****8804
Payment Date: 30 March 2022
Record Date: 17 February 2022

Security Description	Dividend Rate per Share	Participating Shares	Unfranked Amount	Franked Amount	Total Payment	Franking Credit
CBA - ORDINARY SHARES	\$1.75	150	\$0.00	\$262.50	\$262.50	\$112.50
		Less Withholding Tax			\$0.00	
		Net Amount			AUD 262.50	
		Represented By:				
		Direct Credit amount			AUD 262.50	

BANKING INSTRUCTIONS

The amount of AUD 262.50 was deposited to the bank account detailed below:

COMMONWEALTH BANK OF AUSTRALIA

MJCW INVESTMENTS PTY LTD ATF THE
BSB: 062-000 ACC: *****6782

DIRECT CREDIT REFERENCE NO.: 1272061367

FRANKING INFORMATION

Franked Rate per Share	\$1.75
Franking Percentage	100%
Company Tax Rate	30%

New Zealand Imputation Credit in NZD

\$15.00

Attached to this dividend is a New Zealand Imputation Credit of NZ\$0.10 per share. The only Commonwealth Bank shareholders who may obtain benefits from the New Zealand Imputation Credits are New Zealand resident taxpayers who meet certain other requirements. If you require further information, we recommend you talk to your tax advisor or the New Zealand Inland Revenue Department.

For the avoidance of doubt, the offer of the Dividend Reinvestment Plan (DRP) to the public in New Zealand is made in compliance with Australian law and any code, rules or other requirements relating to the offer of the DRP in Australia.

The total amount together with the franking credit (if any) should be disclosed as assessable income in your Australian tax return.

Note: You may require this statement for taxation purposes. All investors should seek independent advice relevant to their own particular circumstances.

Please ensure your details are current by viewing and updating via the online service centre.




ABN 13 109 289 527

┌ 000443 000 GOR
MRS MARGARET JOY WHITE
<RETIREMENT BENEFITS A/C>
PO BOX 85
NEUTRAL BAY NSW 2089

Update your information:

 **Online:**
www.computershare.com.au/easyupdate/GOR

 **By Mail:**
Computershare Investor Services Pty Limited
GPO Box 2975 Melbourne
Victoria 3001 Australia

Enquiries:

(within Australia) 1300 850 505
(international) +61 3 9415 4000

Holder Identification Number (HIN)

HIN WITHHELD

ASX Code	GOR
TFN/ABN Status	Not Quoted
Record Date	28 September 2021
Payment Date	28 October 2021

2021 Interim Dividend

Dear Shareholder,

This payment represents an interim dividend of 0.5 cents per share in respect of the six months ended 30 June 2021. This dividend is paid on the shares registered in your name and entitled to participate as at the record date of 28 September 2021. This payment is 100% franked at the corporate tax rate of 30%.

Please register at www.computershare.com.au/easyupdate/GOR in order to update your TFN, bank account and other details online.

Class Description	Amount per Security	Number of Securities	Franked Amount	Unfranked Amount	Gross Payment
Ordinary Shares	0.5 cents	5,000	\$25.00	\$0.00	\$25.00
				Net Payment	\$25.00
				Franking Credit	\$10.71

Note: You should retain this statement to assist you in preparing your tax return.

Important Notice

We note that as at the Record Date we had not received your direct credit banking instructions and as a result, in accordance with the Company's direct credit dividend payment policy, we have been unable to effect payment of your dividend entitlement. Your dividend entitlement will be deposited into your nominated account after receipt of your valid direct credit banking instructions. Please register at www.computershare.com.au/easyupdate/GOR in order to update your direct credit banking instructions online.

If you have submitted your direct credit banking instructions since the Record Date, we will be banking your payment entitlement shortly. Upon crediting the dividend payment to your nominated account, a further advice will be sent to your registered address to confirm the deposit of that amount.



ABN 13 109 289 527

001658 000 GOR
MJCW INVESTMENTS PTY LTD
<M WHITE RETIREMENT B P A/C>
PO BOX 85
NEUTRAL BAY NSW 2089

2021 Final Dividend

Dear Shareholder,

This payment represents a final dividend of 0.5 cents per share in respect of the six months ended 31 December 2021. This dividend is paid on the shares registered in your name and entitled to participate as at the record date of 4 April 2022. This payment is 100% franked at the corporate tax rate of 30%.

Please register at www.computershare.com.au/easyupdate/GOR in order to update your TFN, bank account and other details online.

Class Description	Amount per Security	Number of Securities	Franked Amount	Unfranked Amount	Gross Payment
Ordinary Shares	0.5 cents	5,000	\$25.00	\$0.00	\$25.00
				Net Payment	\$25.00
				Franking Credit	\$10.71

Note 1: You should retain this statement to assist you in preparing your tax return.

Note 2: If you require your payment to be re-issued, you may be charged an administrative fee which will be deducted from your payment.

Your Payment Instruction

COMMONWEALTH BANK OF AUSTRALIA
BSB: 062-000 Account number: XXXXXX82

Amount Deposited
AUD\$25.00

Update your information:

Online:
www.computershare.com.au/easyupdate/GOR

By Mail:
Computershare Investor Services Pty Limited
GPO Box 2975 Melbourne
Victoria 3001 Australia

Enquiries:

(within Australia) 1300 850 505
(international) +61 3 9415 4000

Holder Identification Number (HIN)

HIN WITHHELD

ASX Code	GOR
TFN/ABN Status	Not Quoted
Record Date	4 April 2022
Payment Date	5 May 2022
Direct Credit Reference No.	812435



Macquarie Group Limited
ABN 94 122 169 279

All Registry communications to:
Link Market Services Limited
Locked Bag A14
Sydney South NSW 1235 Australia
Telephone: +61 1300 554 096
Email: macquarie@linkmarketservices.com.au
Website: www.linkmarketservices.com.au

007 001854

MRS MARGARET JOY WHITE
<RETIREMENT BENEFITS A/C>
PO BOX 85
NEUTRAL BAY NSW 2089

Dividend Statement

ASX Code:	MQG
Payment date:	2 July 2021
Record date:	18 May 2021
SRN/HIN:	X*****6896
TFN/ABN Status:	Not Quoted

Dear Shareholder,

This dividend statement is for your Macquarie Group Limited final ordinary dividend for the year ended 31 March 2021.

This dividend is franked at 40% at the Australian corporate tax rate of 30%. Macquarie Group Limited declares the whole of the unfranked amount to be conduit foreign income.

Description	Dividend Rate per share \$	Shares Held	Unfranked Amount \$	Franked Amount \$	Gross Amount \$	Franking Credits \$
Ordinary Shares	3.35	300	603.00	402.00	1,005.00	172.29

Less Withholding Tax: \$283.00
Net Amount: \$722.00

If you have not provided a TFN, ABN or TFN exemption by the record date, we deduct withholding tax of 47% from the unfranked amount of the dividend. You may be able to claim back as a credit any withholding tax we have deducted in your tax return. For more information please visit the Australian Taxation Office website at www.ato.gov.au.

IMPORTANT INFORMATION

We note that as at the Record Date we had not received your direct credit banking instructions and as a result, in accordance with Macquarie's dividend payment policy, payment of your dividend entitlement has been withheld. Your dividend entitlement will be credited to your nominated account following receipt of your valid direct credit banking instructions. Please note that replacement payments are made periodically and not immediately upon receipt of updated instructions. If you have submitted your direct credit banking instructions since the Record Date, we will process your dividend payment with the next payment run.

To update your direct credit banking instructions, please visit www.linkmarketservices.com.au or contact Link on 1300 554 096 or at macquarie@linkmarketservices.com.au

This statement contains important information to assist you in preparing any tax returns you may be required to lodge. Please retain this statement for taxation purposes as a charge may be levied for replacement.



Macquarie Group Limited
ABN 94 122 169 279

MACQUARIE

All Registry communications to:
Link Market Services Limited
Locked Bag A14
Sydney South NSW 1235 Australia
Telephone: +61 1300 554 096
Email: macquarie@linkmarketservices.com.au
Website: www.linkmarketservices.com.au

007 023813

MJCW INVESTMENTS PTY LTD
<M WHITE RETIREMENT B P A/C>
PO BOX 85
NEUTRAL BAY NSW 2089

Dividend Statement

ASX Code: MQG
Payment Date: 14 December 2021
Record Date: 9 November 2021
SRN/HIN: X*****8804
TFN/ABN Status: Not Quoted

Dear Shareholder,

This dividend statement is for your Macquarie Group Limited interim ordinary dividend for the six months ended 30 September 2021. This dividend is franked at 40% at the Australian corporate tax rate of 30%. Macquarie Group Limited declares the whole of the unfranked amount to be conduit foreign income.

Description	Dividend Rate per share \$	Shares Held	Unfranked Amount \$	Franked Amount \$	Gross Amount \$	Franking Credits \$
Ordinary Shares	2.72	300	489.60	326.40	816.00	139.89

Less Withholding Tax: \$229.00
Net Amount: \$587.00

If you have not provided a TFN, ABN or TFN exemption by the record date, we deduct withholding tax of 47% from the unfranked amount of the dividend. You may be able to claim back as a credit any withholding tax we have deducted in your tax return. For more information please visit the Australian Taxation Office website at www.ato.gov.au.

DIVIDEND REMITTED TO:

COMMONWEALTH BANK OF AUSTRALIA
48 MARTIN PLACE
SYDNEY NSW 2000
BSB: ***-000
ACC: ****6782
Account Name: MJCW INVESTMENTS PTY LTD ATF THE
Direct Credit Reference No.: 001269825395

Amount Deposited
\$587.00

IMPORTANT INFORMATION

See overleaf for instructions on how to update your details online.

This statement contains important information to assist you in preparing any tax returns you may be required to lodge. Please retain this statement for taxation purposes as a charge may be levied for replacement.



2021 Interim Dividend Statement

075760 000 NAB
MR BERMAN SIDNEY WHITE &
MRS MARGARET JOY WHITE
<RETIREMENT BENEFITS A/C>
PO BOX 85
NEUTRAL BAY NSW 2089

Contact our Share Registry

www.investorcentre.com/au

(in Australia) 1300 367 647
(outside Australia) +61 3 9415 4299

Holder Identification Number (HIN)

HIN WITHHELD

Summary of key information

Payment Date 2 July 2021
Record Date 14 May 2021
TFN/ABN status Quoted
ASX code NAB
Direct Credit Reference No. 1048966

Interim Dividend for the year ending 30 September 2021

The dividend is 100% franked at the relevant Australian Corporate Tax Rate of 30%.

Ordinary Shares	Dividend Rate per Share	Unfranked Amount	Franked Amount	Franking Credit
700	60 cents	\$0.00	\$420.00	\$180.00

Dividend Summary

700 shares x 60 cents = \$420.00

Payment details

The cash dividend amount of \$420.00 has been credited to:

NATIONAL AUSTRALIA BANK LTD
BSB: 082-074 ACC: *****1060

Tax information

Australian resident shareholders

Franked Amount: This should be included in your assessable income.

Franking Credit: This may also need to be included in your assessable income. This amount may be available as a tax offset to reduce your income tax liability.

If you are unsure of the tax treatment of your dividend, please contact your accountant or taxation adviser.

Dividend Amount

\$420.00



2021 Final Dividend Statement

057149 000 NAB



MR BERMAN SIDNEY WHITE &
MRS MARGARET JOY WHITE
<RETIREMENT BENEFITS A/C>
PO BOX 85
NEUTRAL BAY NSW 2089

Contact our Share Registry

www.investorcentre.com/au

(in Australia) 1300 367 647
(outside Australia) +61 3 9415 4299

Holder Identification Number (HIN)

HIN WITHHELD

Summary of key information

Payment Date	15 December 2021
Record Date	16 November 2021
TFN/ABN status	Quoted
ASX code	NAB
Direct Credit Reference No.	540182

Final Dividend for the year ended 30 September 2021

The dividend is 100% franked at the relevant Australian Corporate Tax Rate of 30%.

Ordinary Shares	Dividend Rate per Share	Unfranked Amount	Franked Amount	Franking Credit
700	67 cents	\$0.00	\$469.00	\$201.00

Dividend Summary

700 shares x 67 cents = \$469.00

Payment details

The cash dividend amount of \$469.00 has been credited to:

NATIONAL AUSTRALIA BANK LTD
BSB: 082-074 ACC: *****1060

Tax information

Australian resident shareholders

Franked Amount: This should be included in your assessable income.

Franking Credit: This may also need to be included in your assessable income. This amount may be available as a tax offset to reduce your income tax liability.

New Zealand tax resident shareholders

New Zealand tax law requires us to notify shareholders that New Zealand imputation credits have been attached to this dividend at a rate of NZ\$0.01 per share. These credits are only relevant for shareholders required to file a New Zealand income tax return.

The aggregate of the dividend amount together with the attached New Zealand imputation credits is NZ\$492.74.

If you are unsure of the tax treatment of your dividend, please contact your accountant or taxation adviser.

Dividend Amount

\$469.00

Payment Advice



All Registry communications to:
C/- Link Market Services Limited
Locked Bag A14, Sydney South, NSW, 1235
Telephone: 1300 554 474
ASX Code: **PGC**
Email: registrars@linkmarketservices.com.au
Website: www.linkmarketservices.com.au

PARAGON CARE LIMITED

ABN: 76 064 551 426

MRS MARGARET JOY WHITE <RETIREMENT BENEFITS A/C>
PO BOX 85
NEUTRAL BAY NSW
2089

DIVIDEND STATEMENT

Reference No.: X*****6896
Payment Date: 01 October 2021
Record Date: 14 September 2021

Security Description	Dividend Rate per Share	Participating Shares	Unfranked Amount	Franked Amount	Total Payment	Franking Credit
PGC - FULLY PAID ORDINARY	\$0.01	50,000	\$0.00	\$500.00	\$500.00	\$214.29
		Less Withholding Tax			\$0.00	
		Net Amount			AUD 500.00	
		Represented By:				
		Cheque amount			AUD 500.00	
CHEQUE		The amount of AUD 500.00 was paid by cheque number 204342				
FRANKING INFORMATION		Franked Rate per Share			\$0.01	
		Franking Percentage			100%	
		Company Tax Rate			30%	

The total amount together with the franking credit (if any) should be disclosed as assessable income in your Australian tax return.

Note: You may require this statement for taxation purposes. All investors should seek independent advice relevant to their own particular circumstances.

Please ensure your details are current by viewing and updating via the online service centre.

Payment Advice

ParagonCare

All Registry communications to:
C/- Link Market Services Limited
Locked Bag A14, Sydney South, NSW, 1235
Telephone: 1300 554 474
ASX Code: **PGC**
Email: registrars@linkmarketservices.com.au
Website: www.linkmarketservices.com.au

PARAGON CARE LIMITED

ABN: 76 064 551 426

MJCW INVESTMENTS PTY LTD <M WHITE RETIREMENT B P A/C>

PO BOX 85
NEUTRAL BAY NSW
2089

DIVIDEND STATEMENT

Reference No.: X*****8804
Payment Date: 26 April 2022
Record Date: 22 March 2022

Security Description	Dividend Rate per Share	Participating Shares	Unfranked Amount	Franked Amount	Total Payment	Franking Credit
PGC - FULLY PAID ORDINARY	\$0.006	50,000	\$0.00	\$300.00	\$300.00	\$128.57
		Less Withholding Tax			\$0.00	
		Net Amount			AUD 300.00	
		Represented By:				
		Direct Credit amount			AUD 300.00	

BANKING INSTRUCTIONS

The amount of AUD 300.00 was deposited to the bank account detailed below:

COMMONWEALTH BANK OF AUSTRALIA

MJCW INVESTMENTS PTY LTD ATF THE
BSB: 062-000 ACC: *****6782

DIRECT CREDIT REFERENCE NO.: 1276455977

FRANKING INFORMATION

Franked Rate per Share	\$0.006
Franking Percentage	100%
Company Tax Rate	30%

The total amount together with the franking credit (if any) should be disclosed as assessable income in your Australian tax return.

Note: You may require this statement for taxation purposes. All investors should seek independent advice relevant to their own particular circumstances.

Please ensure your details are current by viewing and updating via the online service centre.

Dividend Payments

PM Capital Global Opportunities Fund Limited

MR BERMAN SIDNEY WHITE &
MRS MARGARET JOY WHITE
<RETIREMENT BENEFITS A/C>
PO BOX 85
NEUTRAL BAY NSW 2089

Security	Date	Method	No. of Securities	Dividend (\$)	Franking (\$)	Imputed Credit (\$)	Unfranked (\$)	Tax (\$)	Net Dividend (\$)	Exchange Rate	Cash Payment	Payment ID	Receipt Currency	Status
Fully Paid Ordinary Shares	14-Oct-2021	EFT	20,000	1,000.00	1,000.00	428.57	0.00	0.00	1,000.00	1.0000	1,000.00	217755828	AUD	Initial



OUR SUPPORT. YOUR SUCCESS.

PRO MEDICUS LIMITED
ABN 25 006 194 752

All Registry communications to:
Link Market Services Limited
Locked Bag A14
Sydney South NSW 1235 Australia
Telephone: +61 1300 554 474
Outside Australia: +61 2 8767 1000
ASX Code: PME

Email: registrars@linkmarketservices.com.au
Website: www.linkmarketservices.com.au

007 000196

MRS MARGARET JOY WHITE
<RETIREMENT BENEFITS A/C>
PO BOX 85
NEUTRAL BAY NSW 2089

Key Details

Payment date: 1 October 2021
Record date: 10 September 2021
SRN/HIN: X*****6896
TFN/ABN NOT RECEIVED OR RECORDED

Final dividend statement for the six months ended 30 June 2021

This dividend is 100% franked at the company tax rate of 30%.

Description	Dividend rate per share	Participating holding	Unfranked amount	Franked amount	Total amount	Franking credit
Ordinary Shares	\$0.08	400	\$0.00	\$32.00	\$32.00	\$13.71
Net dividend amount:					\$32.00	

For your convenience, you can update your details by visiting the Link Market Services Limited website at www.linkmarketservices.com.au.

Please see overleaf for online login instructions

Retain this statement to assist in preparing your tax return.

PLEASE DETACH BEFORE BANKING

108106906415



OUR SUPPORT. YOUR SUCCESS.

PRO MEDICUS LIMITED
ABN 25 006 194 752

All Registry communications to:
Link Market Services Limited
Locked Bag A14
Sydney South NSW 1235 Australia
Telephone: +61 1300 554 474
Outside Australia: +61 2 8767 1000
ASX Code: PME

Email: registrars@linkmarketservices.com.au
Website: www.linkmarketservices.com.au

007 001473

MJCW INVESTMENTS PTY LTD
<M WHITE RETIREMENT B P A/C>
PO BOX 85
NEUTRAL BAY NSW 2089

Key Details

Payment date: 25 March 2022
Record date: 4 March 2022
SRN/HIN: X*****8804
TFN/ABN NOT RECEIVED OR RECORDED

Interim dividend statement for the six months ended 31 December 2021

This dividend is 100% franked at the company tax rate of 30%.

Description	Dividend rate per share	Participating holding	Unfranked amount	Franked amount	Total amount	Franking credit
Ordinary Shares	\$0.10	400	\$0.00	\$40.00	\$40.00	\$17.14
Net dividend amount:					\$40.00	

PAYMENT INSTRUCTIONS

COMMONWEALTH BANK OF AUSTRALIA

BSB: 062-000


ACC: ****6782 ACCOUNT NAME: MJCW INVESTMENTS PTY LTD ATF THE

PAYMENT REFERENCE NUMBER: 001275095206

The payment has been made into the above account. If this account is not valid please turn over for instructions to update your details. Once your details have been updated, payment will be made within 4 weeks.

Retain this statement to assist in preparing your tax return.

Payment Advice



TELSTRA CORPORATION LIMITED

ABN: 33 051 775 556

MR BERMAN SIDNEY WHITE & MRS MARGARET JOY WHITE
 <RETIREMENT BENEFITS A/C>
 PO BOX 85
 NEUTRAL BAY NSW
 2089

All Registry communications to:
 TELSTRA CORPORATION LIMITED
 PO Box A942 SYDNEY SOUTH NSW 1234
 Telephone: 1300 88 66 77
 ASX Code: TLS
 Email: telstra@linkmarketservices.com.au
 Website: www.linkmarketservices.com.au

DIVIDEND STATEMENT

Reference No.: X*****9196
 Payment Date: 23 September 2021
 Record Date: 26 August 2021

Security Description	Dividend Rate per Share	Participating Shares	Unfranked Amount	Franked Amount	Total Payment	Franking Credit
TLS - FULLY PAID ORDINARY SHARES	\$0.08	7,000	\$0.00	\$560.00	\$560.00	\$240.00
						Less Withholding Tax
						\$0.00
						Net Amount
						AUD 560.00
						Represented By:
						Direct Credit amount
						AUD 560.00

BANKING INSTRUCTIONS

The amount of AUD 560.00 was deposited to the bank account detailed below:

NATIONAL AUSTRALIA BANK

B & M WHITE ATF WHITE RETIREMENT
 BSB: 082-074 ACC: *****1060

DIRECT CREDIT REFERENCE NO.: 1264320379

FRANKING INFORMATION

Franked Rate per Share	\$0.08
Franking Percentage	100%
Company Tax Rate	30%

The final dividend for the period ended 30 June 2021 is comprised of a final ordinary dividend of 5 cents per share and a final special dividend of 3 cents per share, both fully franked at the company tax rate of 30%.

The total amount together with the franking credit (if any) should be disclosed as assessable income in your Australian tax return.

Note: You may require this statement for taxation purposes. All investors should seek independent advice relevant to their own particular circumstances.

Please ensure your details are current by viewing and updating via the online service centre.

Dividend Payments

VGI Partners Asian Investments Limited

MJCW INVESTMENTS PTY LTD
<M WHITE RETIREMENT B P A/C>
PO BOX 85
NEUTRAL BAY NSW 2089

Security	Date	Method	No. of Securities	Dividend (\$)	Franking (\$)	Imputed Credit (\$)	Unfranked (\$)	Tax (\$)	Net Dividend (\$)	Exchange Rate	Cash Payment	Payment ID	Receipt Currency	Status
Fully Paid Ordinary Shares	19-Apr-2022	EFT	7,500	375.00	375.00	160.71	0.00	0.00	375.00	1.0000	375.00	221966176	AUD	Initial

The Berman & Margaret White
Retirement Benefit Plan
PO BOX 85
NEUTRAL BAY JUNCTION NSW 2089
AUSTRALIA

Invoice Date
06 Sep 2021
Invoice Number
INV-9088

TAX INVOICE

Description	Quantity	Unit Price	GST	Amount AUD
Progress Invoice	1.00	1,818.18	10%	1,818.18
			Subtotal	1,818.18
			Total GST 10%	181.82
			Invoice Total AUD	2,000.00
			Total Net Payments AUD	2,000.00
			Amount Due AUD	0.00

PAYMENT ADVICE

To: Stewardship Accountants Pty Ltd T/A Pacific
Ridge Capital
Shop 1 / 366-370 Sydney Rd
Balgowlah NSW 2093

Customer The Berman & Margaret White
Retirement Benefit Plan

Invoice Number INV-9088

Amount Due 0.00

Due Date 14 Sep 2021

BSB: 032 – 101
Acc No. : 148238

Invoice Date
07 Feb 2022

Invoice Number
INV-9300

TAX INVOICE

The Margaret White Retirement Benefit
Plan
PO BOX 85
NEUTRAL BAY JUNCTION NSW 2089
AUSTRALIA
ABN: 92 125 487 376

Description	Quantity	Unit Price	GST Amount AUD	
Preparation and Lodgement of financial Accounts for the Self-Managed Superannuation Fund for the period ended 30th June 2021.	1.00	1,604.55	10%	1,604.55
Audit of Self-Managed Superannuation Fund and calculation of minimum pension.	1.00	545.45	10%	545.45
Investment Strategy Update	1.00	90.91	10%	90.91
			Subtotal	2,240.91
			Total GST 10%	224.09
			Invoice Total AUD	2,465.00
			Total Net Payments AUD	2,465.00
			Amount Due AUD	0.00

PAYMENT ADVICE

To: Pacific Ridge Capital
PO BOX 613
BALGOWLAH NSW 2093
AUSTRALIA
Due Date: 14 Feb 2022

Pacific Ridge Capital
BSB: 032-101
ACCOUNT NO: 148238

Customer	The Margaret White Retirement Benefit Plan
Invoice Number	INV-9300
Amount Due	0.00
Due Date	14 Feb 2022
Amount Enclosed	Enter the amount you are paying above



Australian Government
Australian Taxation Office

Agent MONEYTAX (BROOKVALE)
Client THE TRUSTEE FOR THE
MARGARET WHITE RETIREMENT
BENEFIT PLAN
ABN 92 125 487 376
TFN 95 461 693

Income tax 551

Date generated	24/08/2022
Overdue	\$0.00
Not yet due	\$0.00
Balance	\$0.00

Transactions

4 results found - from **24 August 2020** to **24 August 2022** sorted by **processed date** ordered **newest to oldest**

Processed date	Effective date	Description	Debit (DR)	Credit (CR)	Balance
7 Feb 2022	10 Feb 2022	EFT refund for Income Tax for the period from 01 Jul 20 to 30 Jun 21	\$1,748.57		\$0.00
7 Feb 2022	7 Feb 2022	Tax return Self Man Superfund - Income Tax for the period from 01 Jul 20 to 30 Jun 21		\$1,748.57	\$1,748.57 CR
5 May 2021	10 May 2021	EFT refund for Income Tax for the period from 01 Jul 19 to 30 Jun 20	\$2,033.60		\$0.00
5 May 2021	5 May 2021	Tax return Self Man Superfund - Income Tax for the period from 01 Jul 19 to 30 Jun 20		\$2,033.60	\$2,033.60 CR

The Margaret Wh... Retirement Benefit Plan

Trial Balance

As At 30 Jun 2022

	As at 30 Jun 2021			As at 30 Jun 2022		
	Debit	Credit	Quantity	Debit	Credit	Quantity
Income						
Investment Income						
Distributions						
Units In Listed Unit Trusts						
Betashares Global Cybersecurity ETF - Exchange Traded Fund Units Fully Paid	\$	2,095.90		\$	0.00	
Betashares Nasdaq 100 ETF - Exchange Traded Fund Units Fully Paid	\$	654.69		\$	654.69	
Ishares Global Consumer Staples ETF - Closed End Depository Interests 1:1 Ishconsta	\$	121.09		\$	121.09	
Magellan Global Equities Fund (Managed Fund) - Trading Managed Fund Units Fully Paid	\$	0.00		\$	0.00	
Magellan Global Fund (Open Class) (Managed Fund) - Magellan Global Fund (Open Cl)(Managed Fd) Def Sec	\$	812.61		\$	812.61	
Total Units In Listed Unit Trusts	\$	2,095.90		\$	1,588.39	
Total Distributions	\$	2,095.90		\$	1,588.39	
Dividends						
Shares in Listed Companies						
Appen Limited	\$	53.12		\$	66.79	
Beach Energy Limited	\$	71.43		\$	142.86	
Commonwealth Bank Of Australia.	\$	531.43		\$	803.57	
Gold Road Resources Limited	\$	107.14		\$	71.42	
Macquarie Group Limited	\$	1,107.00		\$	2,133.18	
National Australia Bank Limited	\$	600.00		\$	1,270.00	
Paragon Care Limited	\$	0.00		\$	1,142.86	
Pm Capital Global Opportunities Fund Limited	\$	428.58		\$	2,857.14	
Pro Medicus Limited	\$	74.29		\$	102.85	
Telstra Corporation Limited.	\$	1,600.00		\$	1,600.00	
Vgi Partners Asian Investments Limited	\$	0.00		\$	1,125.00	
Viva Energy Group Limited	\$	424.97		\$	518.70	
Woodside Petroleum Ltd	\$	699.53		\$	2,540.46	
Total Shares in Listed Companies	\$	6,697.49		\$	14,374.83	
Total Dividends	\$	6,697.49		\$	14,374.83	
Interest						
Cash At Bank						
ANZ Business Essentials	\$	0.00		\$	15.89	
NAB 1060	\$	3.85		\$	6.32	
NAB Business Cash Maximiser	\$	163.80		\$	2.43	
Suncorp Business Saver	\$	0.00		\$	211.54	
Total Cash At Bank	\$	167.65		\$	236.18	
Other Fixed Interest Securities						
Bendigo Term Deposit 7563	\$	2,317.88		\$	2,214.08	
BOQ Term Deposit-9783	\$	2,539.95		\$	363.44	
CBA TD 4194	\$	2,337.79		\$	190.95	
Macquarie Term Deposit 1285	\$	1,680.73		\$	252.25	
NAB TD 1293	\$	0.00		\$	25.91	
NAB TD 6272	\$	1,682.25		\$	210.41	
Newcastle Permanent TD 6700	\$	1,749.11		\$	125.99	
Suncorp TD 4532	\$	2,541.41		\$	914.47	
WBC TD 2667	\$	3,043.45		\$	0.00	
WBC TD 4940	\$	0.00		\$	136.78	
WBC TD 5315	\$	0.00		\$	480.04	
Total Other Fixed Interest Securities	\$	17,892.57		\$	4,914.32	
Total Interest	\$	18,060.22		\$	5,150.50	
Total Investment Income	\$	26,853.61		\$	21,113.72	
Total Income	\$	26,853.61		\$	21,113.72	

Expenses**Member Payments**

Pensions Paid

Mr Berman White

Account Based Pension

Account Based Pension

Total Mr Berman White

\$ 0.00

\$ 0.00

\$ 0.00

Mrs Margaret White				
Account Based Pensions	29,740.50		\$	10,940.00
Account Based Pensions	2,840.00		\$	0.00
Account Based Pensions	1,640.00		\$	0.00
Account Based Pensions - Account 4	22,692.50		\$	36,492.21
Total Mrs Margaret White	56,913.03		\$	47,432.21
Total Pensions Paid	73,951.03		\$	47,432.21
Total Member Payments	73,951.03		\$	47,432.21
Other Expenses				
Accountancy Fee	3,912.00		\$	4,067.25
Auditor Fee	\$ 658.00		\$	600.00
Bank Fees				
Cash At Bank				
Westpac Business One	\$ 0.00		\$	1.50
Total Cash At Bank	\$ 0.00		\$	1.50
Other Fixed Interest Securities				
Bendigo Term Deposit 7563	\$ 0.00		\$	8.00
Total Other Fixed Interest Securities	\$ 0.00		\$	8.00
Total Bank Fees	\$ 0.00		\$	9.50
Fund Administration Fees	299.00		\$	0.00
Regulatory Fees	\$ 0.00		\$	56.00
SMSF Supervisory Levy	259.00		\$	259.00
Total Other Expenses	\$ 5,228.00		\$	4,991.75

Investment Losses**Market Losses****Derivative Investments**

EDEOB	\$ 35.00		\$	0.00
IBXO	\$ 1,855.05		\$	0.00
Imagion Biosystems Limited - Option Expired - 08-Apr-2023 Deferred	\$ 1,500.00		\$	0.00

Total Derivative Investments \$ **4,320.10** \$ **0.00**

Managed Investments

Platinum Asia Fund	\$ 851.13		\$	0.00
--------------------	-----------	--	----	------

Total Managed Investments \$ **851.13** \$ **0.00**

Shares in Listed Companies

Allkem Limited	\$ 0.00		\$	12,772.15
Ancor PLC - Cdi 1:1 Foreign Exempt Nyse	780.05		\$	0.00
Appen Limited	11,178.38		\$	4,394.50
Aroa Biosurgery Limited	\$ 7,635.86		\$	0.00
Audinate Group Limited	\$ 4,569.11		\$	950.49
Australian Strategic Materials Limited	43,460.10		\$	32,625.00
Beach Energy Limited	4.95		\$	2,425.00
Black Cat Syndicate Limited	2,160.00		\$	3,200.00
Booktopia Group Limited	\$ 3,164.31		\$	0.00
Bubs Australia Limited	1,450.00		\$	850.00
Bubs Australia Limited	2,121.76		\$	249.73
Clean Teq Holdings Limited	\$ 18,894.75		\$	0.00
Clean Teq Water Limited	\$ 0.00		\$	3,585.53
Commonwealth Bank Of Australia	4,567.50		\$	1,423.50
Doctor Care Anywhere Group PLC - Chessington Interests 1:1	220.00		\$	0.00
Eden Innovations Ltd	220.00		\$	1,430.00
Electro Optic Systems Holdings Limited	2,512.00		\$	24,969.72
ETFS Metal Securities Australia Limited - ETFS Physical GOLD	2,339.00		\$	1,313.50
Galaxy Resources Limited	\$ 14,475.00		\$	1,790.20
Gold Road Resources Limited	2,450.00		\$	650.00
Imagion Biosystems Limited	\$ 9,010.05		\$	7,245.00
LBT Innovations Limited	1,310.00		\$	30.00
Macquarie Group Limited	\$ 11,349.00		\$	2,424.00
Mesoblast Limited	2,292.45		\$	1,027.50
Mydeal.Com.Au Limited	\$ 16,983.93		\$	0.00
Nanosciences Limited	1,125.00		\$	3,765.00
National Australia Bank Limited	\$ 5,600.00		\$	819.00
Nearmap Ltd	\$ 470.05		\$	0.00
Paragon Care Limited	\$ 5,230.05		\$	750.00
Pm Capital Global Opportunities Fund	10,000.00		\$	1,400.00
Pro Medicus Limited	\$ 12,904.00		\$	6,588.00
Qube Holdings Limited	1,196.00		\$	0.00

Sunrise Energy Metals Limited			\$	5,721.53
Telstra Corporation Limited.	\$	4,410.00	\$	630.00
Vgi Partners Asian Investments Limited			\$	4,800.00
Viva Energy Group Limited	\$	94.80	\$	4,208.24
Washington H Soul Pattinson & Company	\$	5,500.00	\$	0.00
Woodside Petroleum Ltd	\$	1,162.11	\$	7,056.62
Total Shares in Listed Companies	\$	134,829.86	\$	61,094.13
Units In Listed Unit Trusts				
Betashares Global Cybersecurity ETF - Exchange Traded Fund Units Fully Paid		1,396.50		1,396.50
Betashares Nasdaq 100 ETF - Exchange Traded Fund Units Fully Paid		4,050.00		4,050.00
Ishares Global Consumer Staples ETF - Cheesecake Depository Interests 1:1 Ishconsta			\$	140.40
Magellan Global Equity Fund (Managed Fund) - Trading Managed Fund Units Fully Paid			\$	0.00
Magellan Global Fund (Open Class) (Managed Fund) - Magellan Global Fund (Open Class) (Managed Fd) Def Set				
Total Units In Listed Unit Trusts	\$	7,574.20	\$	8,572.38
Total Market Losses	\$	147,575.29	\$	69,666.51
Total Investment Losses	\$	147,575.29	\$	69,666.51
Total Expenses	\$	68,396.26	\$	122,090.47

Income Tax**Income Tax Expense**

Income Tax Expense	371.25		\$	1,075.80
Excessive Foreign Tax Credit Writeoff Expense			\$	49.55
Total Income Tax Expense	400.51		\$	1,125.35
Total Income Tax	\$	400.51	\$	1,125.35

Profit & Loss Clearing Account

Total Profit & Loss Clearing Account	94,849.36		\$	102,102.10
---	------------------	--	-----------	-------------------

Assets**Investments****Other Fixed Interest Securities**

Bendigo Term Deposit	259,274.96000		\$	0.00	0	
BOQ Term Deposit	240,873.37000	\$	241,236.81		241,236.81000	
CBA TD 4199	254,913.99000	\$	255,104.94		255,104.94000	
Macquarie Term Deposit	209,913.92000		\$	0.00	0	
NAB TD 1293		\$	0.00	\$	210,025.91	210,025.91000
NAB TD 6272	251,682.25000	\$	251,892.66		251,892.66000	
Newcastle Permanent	252,672.42000		\$	0.00	0	
Suncorp TD 532	252,541.41000	\$	253,455.88		253,455.88000	
WBC TD 4940		\$	0.00	\$	240,136.78	240,136.78000
WBC TD 5355	256,000.00000		\$	256,480.04	256,480.04000	
Total Other Fixed Interest Securities	1,975,872.132	\$	1,708,333.02			

Shares in Listed Companies

Allkem Limited	\$	0.00	\$	29,331.95	2,845		
Appen Limited		7,480.00		550	\$	3,085.50	550
Audinate Group Limited		2,097.43		1,611	\$	12,146.94	1,611
Australian Strategic Resources Limited		10,500.00		7,500	\$	25,875.00	7,500
Beach Energy Limited		6,200.00		5,000	\$	8,625.00	5,000
Black Cat Syndicate Limited		10,000.00		10,000	\$	3,000.00	10,000
Bubs Australia Limited		2,175.00		5,000	\$	3,025.00	5,000
Bubs Australia Limited		2,767.04		6,361	\$	0.00	0
Clean Teq Water Limited	\$	0.00	\$	664.00		1,600	
Commonwealth Bank of Australia		10,000.00		150	\$	13,557.00	150
Eden Innovations Ltd		2,640.00		110,000	\$	1,210.00	110,000
Electro Optic Systems Holdings Limited		32,511.16		7,636	\$	7,941.44	7,636
ETFS Metal Securities Australia Limited. - ETFS Physical GOLD		30,000.00		50	\$	12,250.00	500
Galaxy Resources Limited		1,000.00		5,000	\$	0.00	0
Gold Road Resources Limited		6,800.00		5,000	\$	5,650.00	5,000
Imagion Biosystems Limited		10,000.00		105,000	\$	2,835.00	105,000
LBT Innovations Limited		1,400.00		15,000	\$	1,170.00	15,000
Macquarie Group Limited		1,600.00		300	\$	49,353.00	300
Mesoblast Limited		1,485.00		750	\$	457.50	750
Migme Limited		0.10		25,000	\$	0.10	25,000
Nanosonics Limited		8,805.00		1,500	\$	5,040.00	1,500
National Australia Bank Limited		1,500.00		700	\$	19,173.00	700
Paragon Capital Limited		3,250.00		50,000	\$	14,000.00	50,000
Pm Capital Global Opportunities Fund Limited		1,000.00		20,000	\$	30,400.00	20,000
Pro Medicus Limited		23,488.00		400	\$	16,900.00	400
Sunrise Energy Metals Limited		1,700.00		3,200	\$	7,200.00	3,200

Telstra Corporation Limited	26,950.00	7,000	\$	26,950.00	7,000
Trilogy International Limited	0.10	1,100	\$	0.10	1,100
Vgi Partners Asian Investments Limited	13,425.00	7,500	\$	13,425.00	7,500
Viva Energy Group Limited	0.00	5,040	\$	0.00	0
Woodside Petroleum Limited	0.00	950	\$	0.00	0
Total Shares in Listed Companies	418,968.53		\$	313,265.53	
Units In Listed Unit Trusts					
Betashares Global Cybersecurity ETF - Exchange Traded Fund Units Fully Paid	0.00	750	\$	0.00	0
Betashares Nasdaq 100 ETF - Exchange Traded Fund Units Fully Paid	20,032.50		\$	20,032.50	750
Ishares Global Consumer Staples ETF - Chess Depository Interests 1:1 Ishconsta	5,049.60		\$	5,049.60	60
Magellan Global Fund (Open Class) (Managed Fund) - Magellan Global Fund (Open Class) (Managed Fd) Def Set	7,596.00		\$	7,596.00	7,596
Total Units In Listed Unit Trusts	59,508.70		\$	42,704.82	
Total Investments	\$ 2,456,341.55		\$	2,064,303.37	

Other Assets**Cash At Bank**

ANZ Business Essentials	\$	0.00	\$	126,496.93
CBA Direct Investments	\$	11,433.71	\$	11,433.71
NAB 1060	\$	67,815.11	\$	70,311.98
NAB Business Cash	\$	12,110.72	\$	12,110.72
Suncorp Business Saver	\$	153,010.13	\$	153,010.13
Westpac Business One	\$	6,736.64	\$	6,736.64

Total Cash At Bank **93,658.99** **\$** **380,100.11**

Receivables

Investment Income Receivable

Distributions

Units In Listed Unit Trusts

Betashares Global Cybersecurity ETF - Exchange Traded Fund Units Fully Paid	\$	0.00	\$	0.00
Betashares Nasdaq 100 ETF - Exchange Traded Fund Units Fully Paid	\$	506.13	\$	506.13
Ishares Global Consumer Staples ETF - Chess Depository Interests 1:1 Ishconsta	\$	68.01	\$	68.01
Magellan Global Fund (Open Class) (Managed Fund) - Magellan Global Fund (Open Class) (Managed Fd) Def Set	\$	865.94	\$	865.94

Total Units In Listed Unit Trusts **996.80** **\$** **865.94**

Total Distributions **996.80** **\$** **865.94**

Dividends

Shares in Listed Companies

Appen Limited	\$	0.00	\$	19.75
Commonwealth Bank of Australia	\$	0.00	\$	300.00
Gold Road Resources Limited	\$	0.00	\$	25.00
Macquarie Group Limited	\$	0.00	\$	722.00

Total Shares in Listed Companies **0.00** **\$** **1,066.75**

Total Dividends **\$ 0.00** **\$** **1,066.75**

Total Investment Income Receivable **996.80** **\$** **1,932.69**

Sundry Debtors

Sundry **\$ 6,878.62** **\$** **6,878.62**

Total Sundry Debtors **6,878.62** **\$** **6,878.62**

Total Receivables **\$ 7,875.42** **\$** **8,811.31**

Current Tax Assets

Provision for Income Tax **\$ 371.25** **\$** **1,075.80**

Withholding Credits

Shares in Listed Companies

Appen Limited	\$	0.00	\$	12.00
Macquarie Group Limited	\$	0.00	\$	512.00

Total Shares in Listed Companies **0.00** **\$** **524.00**

Units In Listed Unit Trusts

Betashares Nasdaq 100 ETF - Exchange Traded Fund Units Fully Paid	\$	593.00	\$	593.00
Ishares Global Consumer Staples ETF - Chess Depository Interests 1:1 Ishconsta	\$	47.00	\$	47.00
Magellan Global Fund (Open Class) (Managed Fund) - Magellan Global Fund (Open Class) (Managed Fd) Def Set	\$	1,113.00	\$	1,113.00

Total Units In Listed Unit Trusts **641.00** **\$** **1,113.00**

Total Withholding Credits **641.00** **\$** **1,637.00**

Franking Credits

Shares in Listed Companies

Appen Limited **9.37** **\$** **11.79**

Bea\$ Energy Limited		\$	42.86
Commonwealth Bank of Australia.		\$	241.07
Gold Road Resources Limited		\$	21.42
Macquarie Group Limited		\$	312.18
National Australia Bank Limited		\$	381.00
Paragon Care Limited	\$ 0.00	\$	342.86
Pm Capital Global Opportunities Fund Limited		\$	857.14
Pro Medicus Limited		\$	30.85
Telstra Corporation Limited.		\$	480.00
Vgi Partners Asian Investments Limited	0.00	\$	337.50
Vivid Energy Group Limited		\$	155.61
Woodside Petroleum Ltd		\$	762.14
Total Shares in Listed Companies		\$	3,976.42
Total Franking Credits	1,725.67	\$	3,976.42
Foreign Tax Credits			
Units In Listed Unit Trusts			
BetaShares Global Cybersecurity ETF - Exchange Traded Fund Units Fully Paid		\$	0.00
BetaShares Nasdaq 100 ETF - Exchange Traded Fund Units Fully Paid		\$	23.50
Ishares Global Consumer Staples ETF - Chess Depository Interests 1:1		\$	17.26
Magellan Global Fund (Open Class) (Managed Fund) - Magellan Global Fund (Open Class) (Managed Fd) Def Set		\$	37.00
Total Units In Listed Unit Trusts		\$	78.57
Total Foreign Tax Credits	41.41	\$	78.57
Excessive Foreign Tax Credit Written Off	29.26	\$	49.55
Total Current Tax Assets	2,007.57	\$	4,566.64
Total Other Assets	\$ 103,541.98	\$	393,478.06
Total Assets	\$ 2,559,883.53	\$	2,457,781.43

Liabilities

Total Liabilities	\$ 0.00	\$	0.00
--------------------------	----------------	-----------	-------------

Member Entitlements**Member Entitlement Accounts****Mrs Margaret White**

Account Based Pension	\$ 364,535.77	\$	345,982.82
Account Based Pension Account	\$ 1,216,537.84	\$	1,154,679.00
Accumulation	\$ 978,809.92	\$	957,119.61

Total Mrs Margaret White	\$ 2,559,883.53	\$	2,457,781.43
---------------------------------	------------------------	-----------	---------------------

Total Member Entitlement Accounts	\$ 2,559,883.53	\$	2,457,781.43
--	------------------------	-----------	---------------------

Total Member Entitlements	\$ 2,559,883.53	\$	2,457,781.43
----------------------------------	------------------------	-----------	---------------------

Net Total	\$ 2,734,312.43	\$ 2,734,312.43	\$ 2,580,997.25	\$ 2,580,997.25
------------------	------------------------	------------------------	------------------------	------------------------