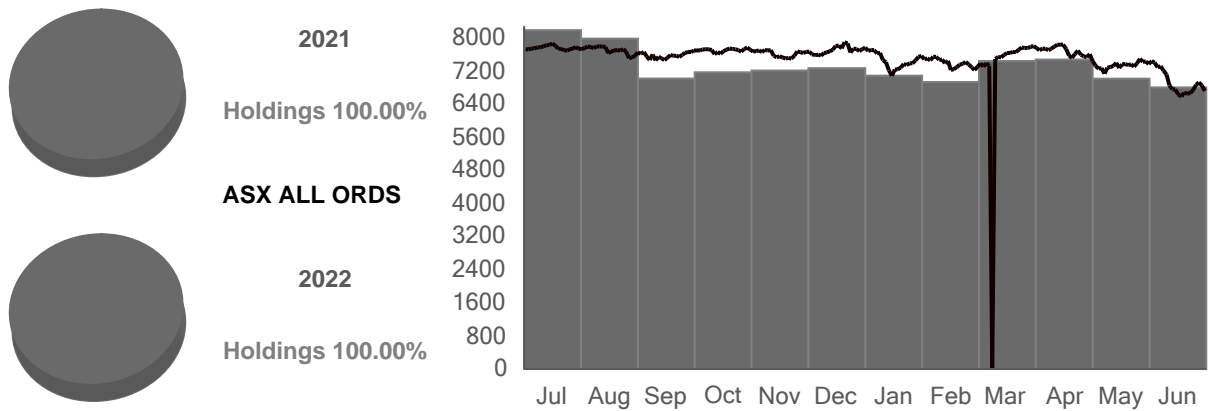


# Financial Year Summary

01 Jul 2021 - 30 Jun 2022

Summary Information A/C 302365	+/-	
Holdings valuation at start of period		\$183,564.62
Holdings valuation at end of period	(\$19,402.84)	\$164,161.78
Portfolio at start of period		\$183,564.62
Portfolio at end of period	(\$19,402.84)	\$164,161.78
<b>Total portfolio value</b>		<b>\$164,161.78</b>
Total brokerage		\$39.90
Information service fees		\$0.00
Estimated dividends and distributions		\$11,388.94
Estimated franking credits		\$4,880.98



While every effort has been made to provide you with an accurate statement, we give no warranty of accuracy or reliability and take no responsibility for any errors or omissions including negligence by any officers, employees or agents. We encourage you to confirm the information, holdings and valuations contained herein. Information contained in the report may only relate to the period since you commenced our service.

Copyright © 2022 Third Party Platform Pty Limited. All rights reserved.

Macquarie Online Trading is a service provided by Third Party Platform Pty Ltd ("TPP") ABN 74 121 227 905 AFSL No. 314341, at the request of Macquarie Bank Limited ABN 46 008 583 542 AFSL 237502 ("MBL"). TPP is a Participant of the ASX Group. Neither TPP nor MBL are representatives of each other. Some of the fees paid to TPP for the provision of its services will be remitted to MBL. TPP and MBL do not provide personal financial advice in relation to Macquarie Online Trading. You should consider your own financial situation, particular needs and investment objectives before acting on any of the information available on this report.

# Holdings valuation

01 Jul 2021 - 30 Jun 2022

Holdings valuation at 1 Jul 2021

**\$183,564.62**

## Equities

ASX code	Description	Quantity	Cost Price	Price	Value
ANZ	ANZ BANK FPO	509	\$28.47	\$28.150	\$14,328.35
ASX	ASX FPO	150	\$81.78	\$77.710	\$11,656.50
BHP	BHP GROUP FPO	725	\$33.48	\$48.570	\$35,213.25
FMG	FORTESCUE FPO	1,000	\$16.22	\$23.340	\$23,340.00
NAN	NANOSONICS FPO	2,000	\$5.37	\$5.870	\$11,740.00
TLS	TELSTRA FPO	6,000	\$2.74	\$3.760	\$22,560.00
WBC	WESTPAC FPO	863	\$25.42	\$25.810	\$22,274.03
WES	WESFARMER FPO	512	\$37.79	\$59.100	\$30,259.20
WPL	WOODSIDE FPO	549	\$25.12	\$22.210	\$12,193.29
Sub total					<b>\$183,564.62</b>

Holdings valuation at 30 Jun 2022

**\$164,161.78**

## Equities

ASX code	Description	Quantity	Cost Price	Price	Value
ANZ	ANZ BANK FPO	535	\$28.43	\$22.030	\$11,786.05
ASX	ASX FPO	150	\$81.78	\$81.710	\$12,256.50
BHP	BHP GROUP FPO	808	\$32.45	\$41.250	\$33,330.00
FMG	FORTESCUE FPO	1,168	\$16.51	\$17.530	\$20,475.04
NAN	NANOSONICS FPO	2,000	\$5.37	\$3.360	\$6,720.00
TLS	TELSTRA FPO	6,124	\$2.77	\$3.850	\$23,577.40
WBC	WESTPAC FPO	24	\$936.35	\$19.500	\$468.00
WDS	WOODSIDE FPO	695	\$19.84	\$31.840	\$22,128.80

While every effort has been made to provide you with an accurate statement, we give no warranty of accuracy or reliability and take no responsibility for any errors or omissions including negligence by any officers, employees or agents. We encourage you to confirm the information, holdings and valuations contained herein. Information contained in the report may only relate to the period since you commenced our service.

Copyright © 2022 Third Party Platform Pty Limited. All rights reserved.

Macquarie Online Trading is a service provided by Third Party Platform Pty Ltd ("TPP") ABN 74 121 227 905 AFSL No. 314341, at the request of Macquarie Bank Limited ABN 46 008 583 542 AFSL 237502 ("MBL"). TPP is a Participant of the ASX Group. Neither TPP nor MBL are representatives of each other. Some of the fees paid to TPP for the provision of its services will be remitted to MBL. TPP and MBL do not provide personal financial advice in relation to Macquarie Online Trading. You should consider your own financial situation, particular needs and investment objectives before acting on any of the information available on this report.

# Holdings valuation (continued)

01 Jul 2021 - 30 Jun 2022

<b>WES</b>	<b>WESFARMER FPO</b>	529	\$38.28	\$41.910	\$22,170.39
<b>WOW</b>	<b>WOOLWORTHS FPO</b>	316	\$62.55	\$35.600	\$11,249.60
<b>Sub total</b>					<b>\$164,161.78</b>

While every effort has been made to provide you with an accurate statement, we give no warranty of accuracy or reliability and take no responsibility for any errors or omissions including negligence by any officers, employees or agents. We encourage you to confirm the information, holdings and valuations contained herein. Information contained in the report may only relate to the period since you commenced our service.

Copyright © 2022 Third Party Platform Pty Limited. All rights reserved.

Macquarie Online Trading is a service provided by Third Party Platform Pty Ltd ("TPP") ABN 74 121 227 905 AFSL No. 314341, at the request of Macquarie Bank Limited ABN 46 008 583 542 AFSL 237502 ("MBL"). TPP is a Participant of the ASX Group. Neither TPP nor MBL are representatives of each other. Some of the fees paid to TPP for the provision of its services will be remitted to MBL. TPP and MBL do not provide personal financial advice in relation to Macquarie Online Trading. You should consider your own financial situation, particular needs and investment objectives before acting on any of the information available on this report.

# Holdings valuation (continued)

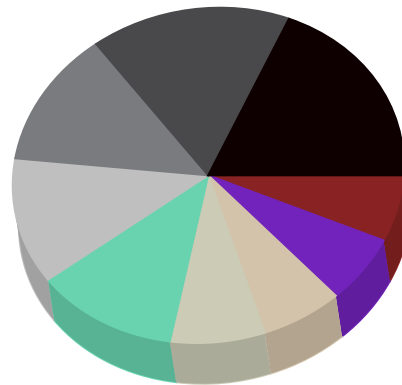
01 Jul 2021 - 30 Jun 2022

Holdings valuation at 1 Jul 2021

\$183,564.62

## Holdings composition 1 Jul 2021

■ BHP 19.18%	■ TLS 12.29%	■ WPL 6.64%
■ WES 16.48%	■ WBC 12.13%	■ NAN 6.40%
■ FMG 12.71%	■ ANZ 7.81%	■ ASX 6.35%

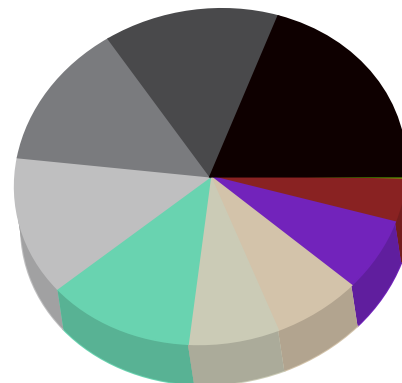


Holdings valuation at 30 Jun 2022

\$164,161.78

## Holdings composition 30 Jun 2022

■ BHP 20.30%	■ FMG 12.47%	■ NAN 4.09%
■ TLS 14.36%	■ ASX 7.47%	■ WBC 0.29%
■ WES 13.51%	■ ANZ 7.18%	
■ WDS 13.48%	■ WOW 6.85%	



While every effort has been made to provide you with an accurate statement, we give no warranty of accuracy or reliability and take no responsibility for any errors or omissions including negligence by any officers, employees or agents. We encourage you to confirm the information, holdings and valuations contained herein. Information contained in the report may only relate to the period since you commenced our service.

Copyright © 2022 Third Party Platform Pty Limited. All rights reserved.

Macquarie Online Trading is a service provided by Third Party Platform Pty Ltd ("TPP") ABN 74 121 227 905 AFSL No. 314341, at the request of Macquarie Bank Limited ABN 46 008 583 542 AFSL 237502 ("MBL"). TPP is a Participant of the ASX Group. Neither TPP nor MBL are representatives of each other. Some of the fees paid to TPP for the provision of its services will be remitted to MBL. TPP and MBL do not provide personal financial advice in relation to Macquarie Online Trading. You should consider your own financial situation, particular needs and investment objectives before acting on any of the information available on this report.

# Transaction summary

01 Jul 2021 - 30 Jun 2022

## Equities

### ANZ ANZ BANKING GRP LTD ORDINARY

Date	Type	Action	Quantity	Unit price	Trade value	Brokerage	Other fees	GST	Total value
04/04/2019	In	Transfer	200	\$32.2450	\$6,449.00	\$0.00	\$0.00	\$0.00	\$6,449.00
15/04/2019	Buy	B4247743	266	\$26.2400	\$6,979.84	\$18.14	\$0.00	\$1.81	\$6,999.79
01/07/2019	In	Transfer	13	\$27.7900	\$361.27	\$0.00	\$0.00	\$0.00	\$361.27
18/12/2019	In	Transfer	15	\$25.0300	\$375.45	\$0.00	\$0.00	\$0.00	\$375.45
30/09/2020	In	Transfer	7	\$18.0600	\$126.42	\$0.00	\$0.00	\$0.00	\$126.42
16/12/2020	In	Transfer	8	\$22.1900	\$177.52	\$0.00	\$0.00	\$0.00	\$177.52
01/07/2021	In	Transfer	13	\$27.9100	\$362.83	\$0.00	\$0.00	\$0.00	\$362.83
16/12/2021	In	Transfer	13	\$27.6800	\$359.84	\$0.00	\$0.00	\$0.00	\$359.84
<b>Sub total</b>			<b>535</b>						

### BHP BHP GROUP LIMITED ORDINARY

Date	Type	Action	Quantity	Unit price	Trade value	Brokerage	Other fees	GST	Total value
04/04/2019	In	Transfer	220	\$24.3400	\$5,354.80	\$0.00	\$0.00	\$0.00	\$5,354.80
15/04/2019	Buy	B4247747	152	\$39.4600	\$5,997.92	\$18.14	\$0.00	\$1.81	\$6,017.87
04/10/2019	In	Transfer	11	\$36.6045	\$402.65	\$0.00	\$0.00	\$0.00	\$402.65
02/04/2020	In	Transfer	13	\$29.2100	\$379.73	\$0.00	\$0.00	\$0.00	\$379.73
01/10/2020	In	Transfer	8	\$36.7200	\$293.76	\$0.00	\$0.00	\$0.00	\$293.76
23/10/2020	Buy	B20301139	300	\$36.2000	\$10,860.00	\$18.14	\$0.00	\$1.81	\$10,879.95
01/04/2021	In	Transfer	21	\$44.9743	\$944.46	\$0.00	\$0.00	\$0.00	\$944.46

While every effort has been made to provide you with an accurate statement, we give no warranty of accuracy or reliability and take no responsibility for any errors or omissions including negligence by any officers, employees or agents. We encourage you to confirm the information, holdings and valuations contained herein. Information contained in the report may only relate to the period since you commenced our service.

Copyright © 2022 Third Party Platform Pty Limited. All rights reserved.

Macquarie Online Trading is a service provided by Third Party Platform Pty Ltd ("TPP") ABN 74 121 227 905 AFSL No. 314341, at the request of Macquarie Bank Limited ABN 46 008 583 542 AFSL 237502 ("MBL"). TPP is a Participant of the ASX Group. Neither TPP nor MBL are representatives of each other. Some of the fees paid to TPP for the provision of its services will be remitted to MBL. TPP and MBL do not provide personal financial advice in relation to Macquarie Online Trading. You should consider your own financial situation, particular needs and investment objectives before acting on any of the information available on this report.

# Transaction summary (continued)

01 Jul 2021 - 30 Jun 2022

30/09/2021	In	Transfer	51	\$38.1084	\$1,943.53	\$0.00	\$0.00	\$0.00	\$1,943.53
05/04/2022	In	Transfer	32	\$0.0000	\$0.00	\$0.00	\$0.00	\$0.00	\$0.00
<b>Sub total</b>			<b>808</b>						

## FMG FORTESCUE METALS GRP ORDINARY

Date	Type	Action	Quantity	Unit price	Trade value	Brokerage	Other fees	GST	Total value
29/10/2020	Buy	B20318773	1,000	\$16.2000	\$16,200.00	\$18.14	\$0.00	\$1.81	\$16,219.95
30/09/2021	In	Transfer	116	\$18.0990	\$2,099.48	\$0.00	\$0.00	\$0.00	\$2,099.48
30/03/2022	In	Transfer	52	\$18.5240	\$963.25	\$0.00	\$0.00	\$0.00	\$963.25
<b>Sub total</b>			<b>1,168</b>						

## TLS TELSTRA CORPORATION. ORDINARY

Date	Type	Action	Quantity	Unit price	Trade value	Brokerage	Other fees	GST	Total value
04/04/2019	In	Transfer	760	\$0.0000	\$0.00	\$0.00	\$0.00	\$0.00	\$0.00
15/04/2019	Sell	S4247718	(760)	\$3.3300	(\$2,530.80)	\$18.14	\$0.00	\$1.81	(\$2,510.85)
23/10/2020	Buy	B20302865	6,000	\$2.7400	\$16,440.00	\$18.14	\$0.00	\$1.81	\$16,459.95
01/04/2022	In	Transfer	124	\$3.8629	\$479.00	\$0.00	\$0.00	\$0.00	\$479.00
<b>Sub total</b>			<b>6,124</b>						

## WBC WESTPAC BANKING CORP ORDINARY

Date	Type	Action	Quantity	Unit price	Trade value	Brokerage	Other fees	GST	Total value
04/04/2019	In	Transfer	192	\$35.3493	\$6,787.06	\$0.00	\$0.00	\$0.00	\$6,787.06
15/04/2019	Buy	B4247739	306	\$26.0800	\$7,980.48	\$18.14	\$0.00	\$1.81	\$8,000.43
24/06/2019	In	Transfer	17	\$27.3600	\$465.12	\$0.00	\$0.00	\$0.00	\$465.12

While every effort has been made to provide you with an accurate statement, we give no warranty of accuracy or reliability and take no responsibility for any errors or omissions including negligence by any officers, employees or agents. We encourage you to confirm the information, holdings and valuations contained herein. Information contained in the report may only relate to the period since you commenced our service.

Copyright © 2022 Third Party Platform Pty Limited. All rights reserved.

Macquarie Online Trading is a service provided by Third Party Platform Pty Ltd ("TPP") ABN 74 121 227 905 AFSL No. 314341, at the request of Macquarie Bank Limited ABN 46 008 583 542 AFSL 237502 ("MBL"). TPP is a Participant of the ASX Group. Neither TPP nor MBL are representatives of each other. Some of the fees paid to TPP for the provision of its services will be remitted to MBL. TPP and MBL do not provide personal financial advice in relation to Macquarie Online Trading. You should consider your own financial situation, particular needs and investment objectives before acting on any of the information available on this report.

# Transaction summary (continued)

01 Jul 2021 - 30 Jun 2022

20/12/2019	In	Transfer	16	\$25.1700	\$402.72	\$0.00	\$0.00	\$0.00	\$402.72
28/10/2020	Buy	B20317146	300	\$18.3600	\$5,508.00	\$18.14	\$0.00	\$1.81	\$5,527.95
18/12/2020	In	Transfer	13	\$19.8300	\$257.79	\$0.00	\$0.00	\$0.00	\$257.79
25/06/2021	In	Transfer	19	\$25.9800	\$493.62	\$0.00	\$0.00	\$0.00	\$493.62
15/12/2021	Out	Transfer	(863)	\$0.0000	(\$0.00)	\$0.00	\$0.00	\$0.00	(\$0.00)
21/12/2021	In	Transfer	23	\$22.3400	\$513.82	\$0.00	\$0.00	\$0.00	\$513.82
24/06/2022	In	Transfer	1	\$23.9600	\$23.96	\$0.00	\$0.00	\$0.00	\$23.96
<b>Sub total</b>			<b>24</b>						

## WDS WOODSIDE ENERGY ORDINARY

Date	Type	Action	Quantity	Unit price	Trade value	Brokerage	Other fees	GST	Total value
01/06/2022	In	Transfer	146	\$0.0000	\$0.00	\$0.00	\$0.00	\$0.00	\$0.00
<b>Sub total</b>			<b>146</b>						

## WES WESFARMERS LIMITED ORDINARY

Date	Type	Action	Quantity	Unit price	Trade value	Brokerage	Other fees	GST	Total value
04/04/2019	In	Transfer	80	\$44.9675	\$3,597.40	\$0.00	\$0.00	\$0.00	\$3,597.40
15/04/2019	Buy	B4247760	120	\$34.3600	\$4,123.20	\$18.14	\$0.00	\$1.81	\$4,143.15
28/06/2019	Buy	B4394666	275	\$36.3100	\$9,985.25	\$18.14	\$0.00	\$1.81	\$10,005.20
09/10/2019	In	Transfer	9	\$39.4499	\$355.05	\$0.00	\$0.00	\$0.00	\$355.05
31/03/2020	In	Transfer	9	\$37.8725	\$340.85	\$0.00	\$0.00	\$0.00	\$340.85
01/10/2020	In	Transfer	11	\$45.9840	\$505.82	\$0.00	\$0.00	\$0.00	\$505.82
31/03/2021	In	Transfer	8	\$50.3107	\$402.49	\$0.00	\$0.00	\$0.00	\$402.49

While every effort has been made to provide you with an accurate statement, we give no warranty of accuracy or reliability and take no responsibility for any errors or omissions including negligence by any officers, employees or agents. We encourage you to confirm the information, holdings and valuations contained herein. Information contained in the report may only relate to the period since you commenced our service.

Copyright © 2022 Third Party Platform Pty Limited. All rights reserved.

Macquarie Online Trading is a service provided by Third Party Platform Pty Ltd ("TPP") ABN 74 121 227 905 AFSL No. 314341, at the request of Macquarie Bank Limited ABN 46 008 583 542 AFSL 237502 ("MBL"). TPP is a Participant of the ASX Group. Neither TPP nor MBL are representatives of each other. Some of the fees paid to TPP for the provision of its services will be remitted to MBL. TPP and MBL do not provide personal financial advice in relation to Macquarie Online Trading. You should consider your own financial situation, particular needs and investment objectives before acting on any of the information available on this report.

# Transaction summary (continued)

01 Jul 2021 - 30 Jun 2022

07/10/2021	In	Transfer	8	\$57.0600	\$456.48	\$0.00	\$0.00	\$0.00	\$456.48
30/03/2022	In	Transfer	9	\$49.2828	\$443.55	\$0.00	\$0.00	\$0.00	\$443.55
<b>Sub total</b>			<b>529</b>						

WOW

WOOLWORTHS GROUP LTD ORDINARY

Date	Type	Action	Quantity	Unit price	Trade value	Brokerage	Other fees	GST	Total value
26/07/2021	Buy	B21150217	260	\$39.4000	\$10,244.00	\$18.14	\$0.00	\$1.81	\$10,263.95
16/09/2021	Out	Transfer	(260)	\$0.0000	(\$0.00)	\$0.00	\$0.00	\$0.00	(\$0.00)
18/10/2021	In	Transfer	64	\$0.0000	\$0.00	\$0.00	\$0.00	\$0.00	\$0.00
17/12/2021	Buy	B21657939	252	\$37.6300	\$9,482.76	\$18.14	\$0.00	\$1.81	\$9,502.71
<b>Sub total</b>			<b>316</b>						

Please note that the Transaction Date listed of any Off Market Transfers (Transfer) may not necessarily match the Date of Purchase listed on the Off Market transfer form.

While every effort has been made to provide you with an accurate statement, we give no warranty of accuracy or reliability and take no responsibility for any errors or omissions including negligence by any officers, employees or agents. We encourage you to confirm the information, holdings and valuations contained herein. Information contained in the report may only relate to the period since you commenced our service.

Copyright © 2022 Third Party Platform Pty Limited. All rights reserved.

Macquarie Online Trading is a service provided by Third Party Platform Pty Ltd ("TPP") ABN 74 121 227 905 AFSL No. 314341, at the request of Macquarie Bank Limited ABN 46 008 583 542 AFSL 237502 ("MBL"). TPP is a Participant of the ASX Group. Neither TPP nor MBL are representatives of each other. Some of the fees paid to TPP for the provision of its services will be remitted to MBL. TPP and MBL do not provide personal financial advice in relation to Macquarie Online Trading. You should consider your own financial situation, particular needs and investment objectives before acting on any of the information available on this report.



# Brokerage & information services

01 Jul 2021 - 30 Jun 2022

July 2021	Amount	GST	Total
Brokerage and trail fees	\$18.14	\$1.81	\$19.95
Information services	\$0.00	\$0.00	\$0.00
	<b>\$18.14</b>	<b>\$1.81</b>	<b>\$19.95</b>

December 2021	Amount	GST	Total
Brokerage and trail fees	\$18.14	\$1.81	\$19.95
Information services	\$0.00	\$0.00	\$0.00
	<b>\$18.14</b>	<b>\$1.81</b>	<b>\$19.95</b>

Brokerage total	<b>\$36.28</b>	<b>\$3.62</b>	<b>\$39.90</b>
Information services total	<b>\$0.00</b>	<b>\$0.00</b>	<b>\$0.00</b>

While every effort has been made to provide you with an accurate statement, we give no warranty of accuracy or reliability and take no responsibility for any errors or omissions including negligence by any officers, employees or agents. We encourage you to confirm the information, holdings and valuations contained herein. Information contained in the report may only relate to the period since you commenced our service.

Copyright © 2022 Third Party Platform Pty Limited. All rights reserved.

Macquarie Online Trading is a service provided by Third Party Platform Pty Ltd ("TPP") ABN 74 121 227 905 AFSL No. 314341, at the request of Macquarie Bank Limited ABN 46 008 583 542 AFSL 237502 ("MBL"). TPP is a Participant of the ASX Group. Neither TPP nor MBL are representatives of each other. Some of the fees paid to TPP for the provision of its services will be remitted to MBL. TPP and MBL do not provide personal financial advice in relation to Macquarie Online Trading. You should consider your own financial situation, particular needs and investment objectives before acting on any of the information available on this report.

# Estimated dividends & distributions

01 Jul 2021 - 30 Jun 2022

## ANZ ANZ BANKING GRP LTD ORDINARY

Ex div. date	Payment date	Type	Div. amount	Franking %	Balance	Franking credit	Est. dividend
10/05/2021	01/07/2021	Interim	\$0.70	100.00%	509	\$152.70	\$356.30
08/11/2021	16/12/2021	Final	\$0.72	100.00%	522	\$161.07	\$375.84
Estimated sub total						\$313.77	\$732.14

## ASX ASX LIMITED ORDINARY

Ex div. date	Payment date	Type	Div. amount	Franking %	Balance	Franking credit	Est. dividend
06/09/2021	29/09/2021	Final	\$1.112	100.00%	150	\$71.49	\$166.80
03/03/2022	23/03/2022	Interim	\$1.164	100.00%	150	\$74.83	\$174.60
Estimated sub total						\$146.32	\$341.40

## BHP BHP GROUP LIMITED ORDINARY

Ex div. date	Payment date	Type	Div. amount	Franking %	Balance	Franking credit	Est. dividend
02/09/2021	21/09/2021	Final	\$2.71527	100.00%	725	\$843.67	\$1,968.57
24/02/2022	28/03/2022	Interim	\$2.080559	100.00%	776	\$691.93	\$1,614.51
Estimated sub total						\$1,535.60	\$3,583.08

While every effort has been made to provide you with an accurate statement, we give no warranty of accuracy or reliability and take no responsibility for any errors or omissions including negligence by any officers, employees or agents. We encourage you to confirm the information, holdings and valuations contained herein. Information contained in the report may only relate to the period since you commenced our service.

Copyright © 2022 Third Party Platform Pty Limited. All rights reserved.

Macquarie Online Trading is a service provided by Third Party Platform Pty Ltd ("TPP") ABN 74 121 227 905 AFSL No. 314341, at the request of Macquarie Bank Limited ABN 46 008 583 542 AFSL 237502 ("MBL"). TPP is a Participant of the ASX Group. Neither TPP nor MBL are representatives of each other. Some of the fees paid to TPP for the provision of its services will be remitted to MBL. TPP and MBL do not provide personal financial advice in relation to Macquarie Online Trading. You should consider your own financial situation, particular needs and investment objectives before acting on any of the information available on this report.

# Estimated dividends & distributions (continued)

01 Jul 2021 - 30 Jun 2022

## FMG FORTESCUE METALS GRP ORDINARY

Ex div. date	Payment date	Type	Div. amount	Franking %	Balance	Franking credit	Est. dividend
06/09/2021	30/09/2021	Final	\$2.11	100.00%	1,000	\$904.29	\$2,110.00
28/02/2022	30/03/2022	Interim	\$0.86	100.00%	1,116	\$411.33	\$959.76
Estimated sub total						\$1,315.62	\$3,069.76

## TLS TELSTRA CORPORATION. ORDINARY

Ex div. date	Payment date	Type	Div. amount	Franking %	Balance	Franking credit	Est. dividend
25/08/2021	23/09/2021	Final	\$0.08	100.00%	6,000	\$205.71	\$480.00
02/03/2022	01/04/2022	Interim	\$0.08	100.00%	6,000	\$205.71	\$480.00
Estimated sub total						\$411.42	\$960.00

## WBC WESTPAC BANKING CORP ORDINARY

Ex div. date	Payment date	Type	Div. amount	Franking %	Balance	Franking credit	Est. dividend
05/11/2021	21/12/2021	Final	\$0.60	100.00%	863	\$221.91	\$517.80
19/05/2022	24/06/2022	Interim	\$0.61	100.00%	23	\$6.01	\$14.03
Estimated sub total						\$227.92	\$531.83

While every effort has been made to provide you with an accurate statement, we give no warranty of accuracy or reliability and take no responsibility for any errors or omissions including negligence by any officers, employees or agents. We encourage you to confirm the information, holdings and valuations contained herein. Information contained in the report may only relate to the period since you commenced our service.

Copyright © 2022 Third Party Platform Pty Limited. All rights reserved.

Macquarie Online Trading is a service provided by Third Party Platform Pty Ltd ("TPP") ABN 74 121 227 905 AFSL No. 314341, at the request of Macquarie Bank Limited ABN 46 008 583 542 AFSL 237502 ("MBL"). TPP is a Participant of the ASX Group. Neither TPP nor MBL are representatives of each other. Some of the fees paid to TPP for the provision of its services will be remitted to MBL. TPP and MBL do not provide personal financial advice in relation to Macquarie Online Trading. You should consider your own financial situation, particular needs and investment objectives before acting on any of the information available on this report.

# Estimated dividends & distributions (continued)

01 Jul 2021 - 30 Jun 2022

## WES WESFARMERS LIMITED ORDINARY

Ex div. date	Payment date	Type	Div. amount	Franking %	Balance	Franking credit	Est. dividend
01/09/2021	07/10/2021	Final	\$0.90	100.00%	512	\$197.49	\$460.80
22/02/2022	30/03/2022	Interim	\$0.80	100.00%	520	\$178.29	\$416.00
Estimated sub total						\$375.78	\$876.80

## WOW WOOLWORTHS GROUP LTD ORDINARY

Ex div. date	Payment date	Type	Div. amount	Franking %	Balance	Franking credit	Est. dividend
02/09/2021	08/10/2021	Final	\$0.55	100.00%	260	\$61.29	\$143.00
03/03/2022	13/04/2022	Interim	\$0.39	100.00%	316	\$52.82	\$123.24
Estimated sub total						\$114.11	\$266.24

## WPL WOODSIDE PETROLEUM ORDINARY

Ex div. date	Payment date	Type	Div. amount	Franking %	Balance	Franking credit	Est. dividend
30/08/2021	24/09/2021	Interim	\$0.410341	100.00%	549	\$96.55	\$225.28
24/02/2022	23/03/2022	Final	\$1.461581	100.00%	549	\$343.89	\$802.41
Estimated sub total						\$440.44	\$1,027.69

Estimated total \$4,880.98 \$11,388.94

The information presented in this report is a general estimation and is intended as a guide for indicative purposes only. It is an extrapolation of our understanding of your holdings against publicly available dividend entitlement and payment information. It should not be considered a replacement for your own records. We encourage you to confirm the information and holdings represented here.

While every effort has been made to provide you with an accurate statement, we give no warranty of accuracy or reliability and take no responsibility for any errors or omissions including negligence by any officers, employees or agents. We encourage you to confirm the information, holdings and valuations contained herein. Information contained in the report may only relate to the period since you commenced our service.

Copyright © 2022 Third Party Platform Pty Limited. All rights reserved.

Macquarie Online Trading is a service provided by Third Party Platform Pty Ltd ("TPP") ABN 74 121 227 905 AFSL No. 314341, at the request of Macquarie Bank Limited ABN 46 008 583 542 AFSL 237502 ("MBL"). TPP is a Participant of the ASX Group. Neither TPP nor MBL are representatives of each other. Some of the fees paid to TPP for the provision of its services will be remitted to MBL. TPP and MBL do not provide personal financial advice in relation to Macquarie Online Trading. You should consider your own financial situation, particular needs and investment objectives before acting on any of the information available on this report.