

Holman Family Superannuation Fund

Reports Index

Statement of Financial Position

Operating Statement

Notes to the Financial Statements

Trustees Declaration

Compilation Report

Members Statement

Trustee Minute / Resolution

Statement of Taxable Income

Investment Summary

Investment Income

Realised Capital Gains

SMSF Annual Return

Capital Gains Schedule

Losses Schedule

General Ledger - Audit View

Trial Balance

Holman Family Superannuation Fund

Statement of Financial Position

As at 30 June 2021

	Note	2021 \$	2020 \$
Assets			
Investments			
Managed Investments (Australian)	2	752,320.84	671,708.06
Total Investments		<u>752,320.84</u>	<u>671,708.06</u>
Other Assets			
Distributions Receivable		33,572.52	29,792.96
Macquarie - Cash Management Account		19,988.16	52,564.69
GST Refundable		754.65	4,300.00
Income Tax Refundable		2,741.85	3,831.88
Total Other Assets		<u>57,057.18</u>	<u>90,489.53</u>
Total Assets		<u>809,378.02</u>	<u>762,197.59</u>
Net assets available to pay benefits		<u>809,378.02</u>	<u>762,197.59</u>
Represented by:			
Liability for accrued benefits allocated to members' accounts	4, 5		
Holman, Nicholas - Pension (Account Based Pension 2)		443,974.16	425,444.01
Holman, Gwynneth - Pension (Account Based Pension 2)		365,403.86	336,753.58
Total Liability for accrued benefits allocated to members' accounts		<u>809,378.02</u>	<u>762,197.59</u>

The accompanying notes form part of these financial statements.

Holman Family Superannuation Fund

Operating Statement

For the year ended 30 June 2021

	Note	2021	2020
		\$	\$
Income			
Investment Income			
Trust Distributions	7	44,194.98	42,787.72
Interest Received		42.24	291.37
Investment Gains			
Changes in Market Values	8	80,612.78	(49,895.70)
Total Income		<u>124,850.00</u>	<u>(6,816.61)</u>
Expenses			
Accountancy Fees		5,940.00	2,818.75
Administration Costs		275.00	685.00
ATO Supervisory Levy		259.00	259.00
Auditor's Remuneration		495.00	495.00
Investment Expenses		10,313.42	7,467.03
		<u>17,282.42</u>	<u>11,724.78</u>
Member Payments			
Pensions Paid		63,129.00	66,924.00
Total Expenses		<u>80,411.42</u>	<u>78,648.78</u>
Benefits accrued as a result of operations before income tax			
		<u>44,438.58</u>	<u>(85,465.39)</u>
Income Tax Expense	9	(2,741.85)	(3,831.88)
Benefits accrued as a result of operations		<u>47,180.43</u>	<u>(81,633.51)</u>

The accompanying notes form part of these financial statements.

Holman Family Superannuation Fund

Notes to the Financial Statements

For the year ended 30 June 2021

Note 1: Summary of Significant Accounting Policies

The trustees have prepared the financial statements on the basis that the superannuation fund is a non-reporting entity because there are no users dependent on general purpose financial statements. The financial statements are therefore special purpose financial statements that have been prepared in order to meet the requirements of the Superannuation Industry (Supervision) Act 1993 and accompanying Regulations, the trust deed of the fund and the needs of members.

The financial statements have also been prepared on a cash basis and are based on historical costs, except for investments, which have been measured at market values.

The following significant accounting policies, which are consistent with the policies applied in the previous period unless otherwise stated, have been adopted in the preparation of the financial statements.

The financial statements were authorised for issue by the Trustee(s).

a. Measurement of Investments

The fund initially recognises:

- (i) an investment when it controls the future economic benefits expected to flow from the asset. For financial assets, the trade date is considered to be the date on which control of the future economic benefits attributable to the asset passes to the fund; and
- (ii) a financial liability on the date it becomes a party to the contractual provisions of the instrument.

Investments of the fund have been measured at their market values, which refers to the amount that a willing buyer could reasonably be expected to pay to acquire the asset from a willing seller if the following assumptions were made:

- that the buyer and the seller deal with each other at arm's length in relation to the sale;
- that the sale occurred after proper marketing of the asset; and
- that the buyer and the seller acted knowledgeably and prudentially in relation to the sale.

Market values have been determined as follows:

- (i) shares and other securities listed on the Australian Securities Exchange by reference to the relevant market quotations at the end of the reporting period;
- (ii) units in managed funds by reference to the unit redemption price at the end of the reporting period;
- (iii) fixed-interest securities by reference to the redemption price at the end of the reporting period;
- (iv) unlisted investments are stated at trustees' assessment based on estimated market value at balance date or where necessary, an external valuer's opinion; and
- (v) investment properties at the trustees' assessment of the market value or where necessary a qualified independent valuer's opinion at the end of reporting period.

Financial liabilities, such as trade creditors and other payables, are measured at the gross value of the outstanding balance at the end of the reporting period. The trustees have determined that the gross values of the fund's financial liabilities are equivalent to their market values. Any remeasurement changes in the gross values of non-current financial liabilities (including liabilities for members' accrued benefits) are recognised in the operating statement in the periods in which they occur.

b. Cash and Cash Equivalents

Cash and cash equivalents include cash on hand and at call, deposits with banks and short-term, highly liquid investments that are readily convertible to cash and subject to an insignificant risk of change in value.

c. Revenue

Revenue is recognised at the fair value of the consideration received or receivable.

Interest revenue

Interest revenue is recognised in respect of fixed-interest securities, and cash and cash equivalent balances. Interest revenue is recognised upon receipt.

Holman Family Superannuation Fund

Notes to the Financial Statements

For the year ended 30 June 2021

Dividend revenue

Dividend revenue is recognised when the dividend has been paid or, in the case of dividend reinvestment schemes, when the dividend is credited to the benefit of the fund.

Rental revenue

Rental revenue arising from operating leases on investment properties is recognised upon receipt.

Distribution revenue

Distributions from unit trusts and managed funds are recognised as at the date the unit value is quoted ex-distribution and if not received at the end of the reporting period, are reflected in the statement of financial position as a receivable at market value.

Remeasurement changes in market values

Remeasurement changes in the market values of assets are recognised as income and are determined as the difference between the market value at year-end or consideration received (if sold during the year) and the market value as at the prior year-end or cost (if the investment was acquired during the period).

d. Liability for Accrued Benefits

The liability for accrued benefits represents the fund's present obligation to pay benefits to members and beneficiaries and has been calculated as the difference between the carrying amount of the assets and the carrying amount of the other payables and income tax liabilities as at the end of the reporting period.

e. Goods and Services Tax (GST)

Revenues, expenses and assets are recognised net of the amount of GST, except where the amount of GST incurred is not recoverable from the Australian Taxation Office (ATO).

The net amount of GST recoverable from, or payable to, the ATO is included with other receivables or other payables in the statement of financial position.

f. Critical Accounting Estimates and Judgements

The preparation of financial statements requires the trustees to make judgements, estimates and assumptions that affect the application of accounting policies and the reported amounts of assets and liabilities, income and expenses. Actual results may differ from these estimates.

Estimates and underlying assumptions are reviewed on an ongoing basis. Revisions to accounting estimates are recognised in the period in which the estimate is revised and in any future period affected.

Note 2: Managed Investments (Australian)

	2021 \$	2020 \$
Hyperion Small Growth Companies Fund	59,616.74	52,534.59
Pendal Wholesale Property Securities	37,113.95	29,473.70
City Pacific - First Mortgage	197.87	354.33
Bentham Ws Global Income Fund	38,755.88	37,153.67
Pimco Aust Bond Fund - Wholesale	49,130.43	50,563.24
Pimco Global Bond Fund - Wholesale	39,493.67	40,340.19

Holman Family Superannuation Fund

Notes to the Financial Statements

For the year ended 30 June 2021

Fidelity Aust Equities Fund	70,901.89	59,293.36
LM Mortgage Income Fund	1,000.00	1,400.00
IFP Global Franchise	41,111.55	40,194.44
Arrowstreet Global Equity Fund	38,043.60	36,348.49
Magellan Global Fund	40,436.93	39,474.00
Magellan Infrastructure Fd	33,203.72	32,875.20
Platinum - International Fund	51,775.42	44,266.03
Platinum - Japan Fund	37,614.29	32,360.32
Platinum - Asia Fund	35,392.65	36,813.66
Schroder Wholesale Aust Equity Fund	61,802.54	50,434.45
Plato Australian Shares Income Fund	78,635.64	67,213.94
Resolution Capital Glb Prop Sec CIB	38,094.07	20,614.45
	<hr/>	<hr/>
	752,320.84	671,708.06
	<hr/>	<hr/>

Note 4: Liability for Accrued Benefits

	2021 \$	2020 \$
Liability for accrued benefits at beginning of year	762,197.59	843,831.10
Benefits accrued as a result of operations	47,180.43	(81,633.51)
Current year member movements	0.00	0.00
	<hr/>	<hr/>
Liability for accrued benefits at end of year	809,378.02	762,197.59
	<hr/>	<hr/>

Note 5: Vested Benefits

Vested benefits are benefits which are not conditional upon continued membership of the fund (or any factor other than resignation from the plan) and include benefits which members were entitled to receive had they terminated their fund membership as at the end of the reporting period.

	2021 \$	2020 \$
Vested Benefits	<hr/>	<hr/>
	809,378.02	762,197.59
	<hr/>	<hr/>

Note 6: Guaranteed Benefits

No guarantees have been made in respect of any part of the liability for accrued benefits.

Holman Family Superannuation Fund

Notes to the Financial Statements

For the year ended 30 June 2021

Note 7: Trust Distributions

	2021 \$	2020 \$
Bentham Ws Global Income Fund	2,316.55	1,535.05
Plato Australian Shares Income Fund	3,477.37	4,138.44
Pimco Aust Bond Fund - Wholesale	748.30	1,449.91
Hyperion Small Growth Companies Fund	4,818.88	6,161.68
Platinum - Japan Fund	689.09	0.00
Fidelity Aust Equities Fund	3,079.20	4,047.00
Pimco Global Bond Fund - Wholesale	1,083.22	1,380.76
Magellan Infrastructure Fd	1,391.10	769.97
Magellan Global Fund	1,501.55	1,579.50
Platinum - Asia Fund	7,009.76	3,229.85
Platinum - International Fund	1,538.90	2,024.44
Pendal Wholesale Property Securities	5,066.88	2,128.66
Schroder Wholesale Aust Equity Fund	1,407.94	1,702.83
Arrowstreet Global Equity Fund	7,065.03	3,506.32
Resolution Capital Glb Prop Sec CIB	645.56	292.88
IFP Global Franchise	2,355.65	4,278.35
City Pacific - First Mortgage	0.00	115.04
Perpetual's Wholesale Australian Share Fund	0.00	981.61
APN AREIT Fund	0.00	1,682.17
Multiplex Develop and Opportunity	0.00	158.26
LM Mortgage Income Fund	0.00	1,625.00
	44,194.98	42,787.72

Note 8: Changes in Market Values Unrealised Movements in Market Value

	2021 \$	2020 \$
Managed Investments (Australian)		
APN AREIT Fund	0.00	(8,581.83)
Arrowstreet Global Equity Fund	1,695.11	983.09
Bentham Ws Global Income Fund	1,602.21	(1,572.68)
City Pacific - First Mortgage	(156.46)	0.00

Holman Family Superannuation Fund

Notes to the Financial Statements

For the year ended 30 June 2021

Fidelity Aust Equities Fund	11,608.53	(4,983.46)
Hyperion Small Growth Companies Fund	7,082.15	6,802.11
IFP Global Franchise	917.11	2,648.50
LM Mortgage Income Fund	(400.00)	(2,100.00)
Magellan Global Fund	962.93	1,408.28
Magellan Infrastructure Fd	328.52	(7,124.80)
Multiplex Develop and Opportunity	0.00	11,599.42
Pendal Wholesale Property Securities	7,640.25	(12,515.97)
Perpetual's Wholesale Australian Share Fund	0.00	23,267.94
Pimco Aust Bond Fund - Wholesale	(1,432.81)	(2,060.28)
Pimco Global Bond Fund - Wholesale	(846.52)	(708.03)
Platinum - Asia Fund	(1,421.01)	4,718.07
Platinum - International Fund	7,509.39	(1,890.56)
Platinum - Japan Fund	5,253.97	(1,505.95)
Plato Australian Shares Income Fund	11,421.70	(9,543.01)
Resolution Capital Glb Prop Sec CIB	17,479.62	(19,385.55)
Schroder Wholesale Aust Equity Fund	11,368.09	(7,078.97)
	80,612.78	(27,623.68)
Total Unrealised Movement	80,612.78	(27,623.68)
Realised Movements in Market Value		
	2021	2020
	\$	\$
Managed Investments (Australian)		
APN AREIT Fund	0.00	10,621.59
Gunns Plantations Limited - Option 1 (2004) Pre March 2004	0.00	(1.00)
Gunns Plantations Limited - Option 2 (2004) Pre March 2004	0.00	(1.00)
Multiplex Develop and Opportunity	0.00	(11,753.21)
Perpetual's Wholesale Australian Share Fund	0.00	(21,138.40)
	0.00	(22,272.02)
Total Realised Movement	0.00	(22,272.02)

Holman Family Superannuation Fund

Notes to the Financial Statements

For the year ended 30 June 2021

Total Market Movement	80,612.78	(49,895.70)
------------------------------	-----------	-------------

Note 9: Income Tax Expense

	2021	2020
	\$	\$
The components of tax expense comprise		
Current Tax	(2,741.85)	(3,831.88)
Income Tax Expense	(2,741.85)	(3,831.88)

The prima facie tax on benefits accrued before income tax is reconciled to the income tax as follows:

Prima facie tax payable on benefits accrued before income tax at 15%	6,665.79	(12,819.81)
Less:		
Tax effect of:		
Increase in MV of Investments	12,091.92	0.00
Exempt Pension Income	2,504.25	3,198.30
Realised Accounting Capital Gains	0.00	(3,340.80)
Accounting Trust Distributions	6,629.25	6,418.16
Add:		
Tax effect of:		
Decrease in MV of Investments	0.00	4,143.55
Pension non deductible expenses	2,592.30	1,758.60
Pension Payments	9,469.35	10,038.60
Franking Credits	411.28	574.78
Foreign Credits	65.58	63.17
Taxable Trust Distributions	1,113.18	1,718.60
Distributed Foreign Income	908.01	798.28
Rounding	(0.07)	(0.11)
Less credits:		
Franking Credits	2,741.85	3,831.88
Current Tax or Refund	(2,741.85)	(3,831.88)

Holman Family Superannuation Fund

Trustees Declaration

The trustees have determined that the fund is not a reporting entity and that the special purpose financial statements should be prepared in accordance with the accounting policies described in Note 1 to the financial statements.

In the opinion of the trustees:

- (i) the financial statements and notes to the financial statements for the year ended 30 June 2021 present fairly, in all material respects, the financial position of the superannuation fund at 30 June 2021 and the results of its operations for the year then ended in accordance with the accounting policies described in Note 1 to the financial statements;
- (ii) the financial statements and notes to the financial statements have been prepared in accordance with the requirements of the trust deed; and
- (iii) the operation of the superannuation fund has been carried out in accordance with its trust deed and in compliance with the requirements of the Superannuation Industry (Supervision) Act 1993 and associated Regulations during the year ended 30 June 2021.

Signed in accordance with a resolution of the trustees by:

.....
Nicholas Holman

Trustee

.....
Gwynneth Holman

Trustee

Dated this day of2021

Holman Family Superannuation Fund

Compilation Report

We have compiled the accompanying special purpose financial statements of the Holman Family Superannuation Fund which comprise the statement of financial position as at 30/06/2021 the operating statement for the year then ended, a summary of significant accounting policies and other explanatory notes. The specific purpose for which the special purpose financial statements have been prepared is set out in Note 1 to the financial statements.

The Responsibility of the Trustee

The Trustee of Holman Family Superannuation Fund are solely responsible for the information contained in the special purpose financial statements, the reliability, accuracy and completeness of the information and for the determination that the financial reporting framework used is appropriate to meet their needs and for the purpose that the financial statements were prepared.

Our Responsibility

On the basis of information provided by the Trustee, we have compiled the accompanying special purpose financial statements in accordance with the financial reporting framework as described in Note 1 to the financial statements and APES 315: Compilation of Financial Information.

We have applied our expertise in accounting and financial reporting to compile these financial statements in accordance with the financial reporting framework described in Note 1 to the financial statements. We have complied with the relevant ethical requirements of APES 110: Code of Ethics for Professional Accountants.

Assurance Disclaimer

Since a compilation engagement is not an assurance engagement, we are not required to verify the reliability, accuracy or completeness of the information provided to us by management to compile these financial statements. Accordingly, we do not express an audit opinion or a review conclusion on these financial statements.

The special purpose financial statements were compiled exclusively for the benefit of the directors of the trustee company who are responsible for the reliability, accuracy and completeness of the information used to compile them. We do not accept responsibility for the contents of the special purpose financial statements.

Michelle Gargar

of

Superannuation Professionals Pty Ltd Suite 2A, Ground Floor Suite 2A, Ground Floor, 140 Bundall Road, Bundall, Queensland 4217

Signed:

Dated: 09/12/2021

Holman Family Superannuation Fund

Members Statement

Nicholas Holman
 68/18 Romulus St
 Robertson, Queensland, 4109, Australia

Your Details

Date of Birth : Provided
 Age: 79
 Tax File Number: Provided
 Date Joined Fund: 01/01/2001
 Service Period Start Date:
 Date Left Fund:
 Member Code: HOLNIC00002A
 Account Start Date 01/01/2001
 Account Phase: Accumulation Phase
 Account Description: Accumulation

Nominated Beneficiaries N/A
 Vested Benefits
 Total Death Benefit 0.00
 Current Salary 0.00
 Previous Salary 0.00
 Disability Benefit 0.00

Your Balance


Total Benefits

Preservation Components

Preserved
 Unrestricted Non Preserved
 Restricted Non Preserved

Tax Components

Tax Free
 Taxable



Your Detailed Account Summary

This Year

Opening balance at 01/07/2020

Increases to Member account during the period

Employer Contributions
 Personal Contributions (Concessional)
 Personal Contributions (Non Concessional)
 Government Co-Contributions
 Other Contributions
 Proceeds of Insurance Policies
 Transfers In
 Net Earnings
 Internal Transfer In

Decreases to Member account during the period

Pensions Paid
 Contributions Tax
 Income Tax
 No TFN Excess Contributions Tax
 Excess Contributions Tax
 Refund Excess Contributions
 Division 293 Tax
 Insurance Policy Premiums Paid
 Management Fees
 Member Expenses
 Benefits Paid/Transfers Out
 Superannuation Surcharge Tax
 Internal Transfer Out

Closing balance at 30/06/2021 0.00

Holman Family Superannuation Fund

Members Statement

Nicholas Holman
 68/18 Romulus St
 Robertson, Queensland, 4109, Australia

Your Details

Date of Birth : Provided
 Age: 79
 Tax File Number: Provided
 Date Joined Fund: 01/01/2001
 Service Period Start Date:
 Date Left Fund:
 Member Code: HOLNIC00003P
 Account Start Date 01/07/2016
 Account Phase: Retirement Phase
 Account Description: Account Based Pension 2

Nominated Beneficiaries Gwynneth Holman
 Vested Benefits 443,974.16
 Total Death Benefit 443,974.16
 Current Salary 0.00
 Previous Salary 0.00
 Disability Benefit 0.00

Your Balance

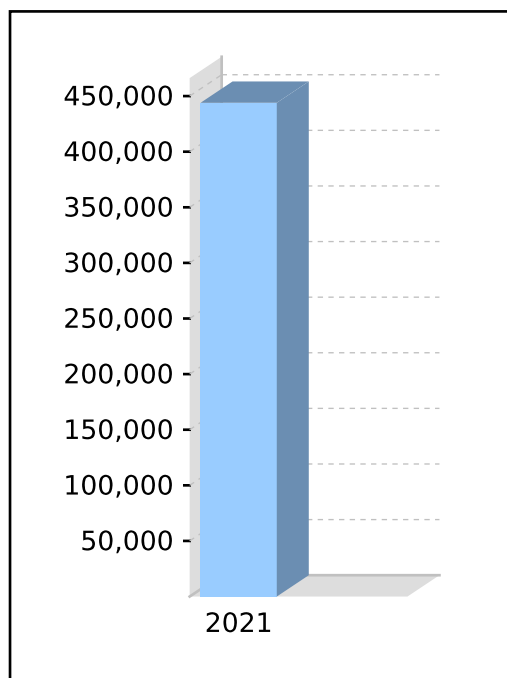
Total Benefits 443,974.16

Preservation Components

Preserved
 Unrestricted Non Preserved 443,974.16
 Restricted Non Preserved

Tax Components

Tax Free (36.85%) 163,579.74
 Taxable 280,394.42



Your Detailed Account Summary

	This Year
Opening balance at 01/07/2020	425,444.01
<u>Increases to Member account during the period</u>	
Employer Contributions	
Personal Contributions (Concessional)	
Personal Contributions (Non Concessional)	
Government Co-Contributions	
Other Contributions	
Proceeds of Insurance Policies	
Transfers In	
Net Earnings	61,012.15
Internal Transfer In	
<u>Decreases to Member account during the period</u>	
Pensions Paid	42,482.00
Contributions Tax	
Income Tax	
No TFN Excess Contributions Tax	
Excess Contributions Tax	
Refund Excess Contributions	
Division 293 Tax	
Insurance Policy Premiums Paid	
Management Fees	
Member Expenses	
Benefits Paid/Transfers Out	
Superannuation Surcharge Tax	
Internal Transfer Out	
Closing balance at 30/06/2021	443,974.16

Holman Family Superannuation Fund

Members Statement

Gwynneth Holman
 68/18 Romulus St
 Robertson, Queensland, 4109, Australia

Your Details

Date of Birth : Provided
 Age: 76
 Tax File Number: Provided
 Date Joined Fund: 01/01/2001
 Service Period Start Date:
 Date Left Fund:
 Member Code: HOLGWY00002A
 Account Start Date 01/01/2001
 Account Phase: Accumulation Phase
 Account Description: Accumulation

Nominated Beneficiaries N/A
 Vested Benefits
 Total Death Benefit 0.00
 Current Salary 0.00
 Previous Salary 0.00
 Disability Benefit 0.00

Your Balance

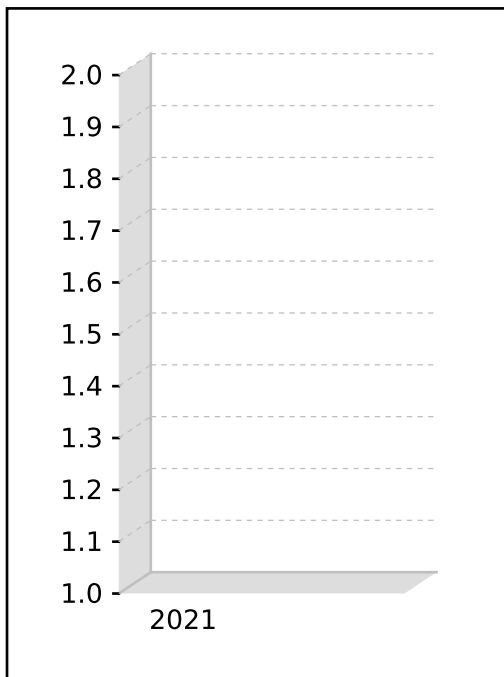
Total Benefits

Preservation Components

Preserved
 Unrestricted Non Preserved
 Restricted Non Preserved

Tax Components

Tax Free
 Taxable



Your Detailed Account Summary

This Year

Opening balance at 01/07/2020

Increases to Member account during the period

Employer Contributions
 Personal Contributions (Concessional)
 Personal Contributions (Non Concessional)
 Government Co-Contributions
 Other Contributions
 Proceeds of Insurance Policies
 Transfers In
 Net Earnings
 Internal Transfer In

Decreases to Member account during the period

Pensions Paid
 Contributions Tax
 Income Tax
 No TFN Excess Contributions Tax
 Excess Contributions Tax
 Refund Excess Contributions
 Division 293 Tax
 Insurance Policy Premiums Paid
 Management Fees
 Member Expenses
 Benefits Paid/Transfers Out
 Superannuation Surcharge Tax
 Internal Transfer Out

Closing balance at 30/06/2021

0.00

Holman Family Superannuation Fund

Members Statement

Gwynneth Holman
 68/18 Romulus St
 Robertson, Queensland, 4109, Australia

Your Details

Date of Birth : Provided
 Age: 76
 Tax File Number: Provided
 Date Joined Fund: 01/01/2001
 Service Period Start Date:
 Date Left Fund:
 Member Code: HOLGWY00003P
 Account Start Date 01/07/2016
 Account Phase: Retirement Phase
 Account Description: Account Based Pension 2

Nominated Beneficiaries Nicholas Holman
 Vested Benefits 365,403.86
 Total Death Benefit 365,403.86
 Current Salary 0.00
 Previous Salary 0.00
 Disability Benefit 0.00

Your Balance

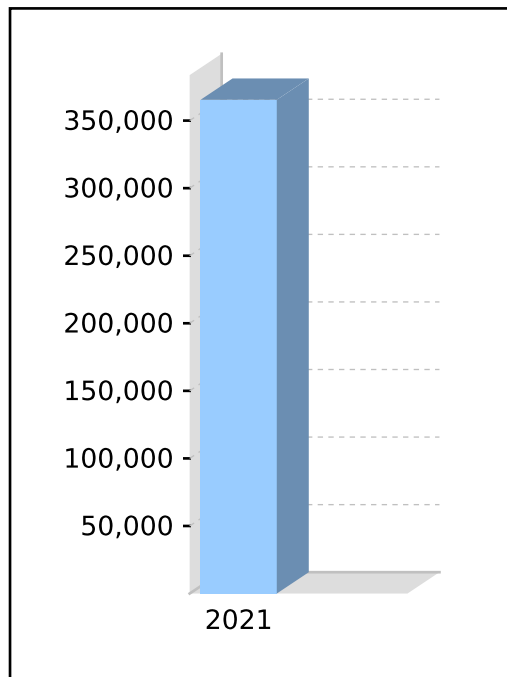
Total Benefits 365,403.86

Preservation Components

Preserved
 Unrestricted Non Preserved 365,403.86
 Restricted Non Preserved

Tax Components

Tax Free (70.60%) 257,958.97
 Taxable 107,444.89



Your Detailed Account Summary

	This Year
Opening balance at 01/07/2020	336,753.58
<u>Increases to Member account during the period</u>	
Employer Contributions	
Personal Contributions (Concessional)	
Personal Contributions (Non Concessional)	
Government Co-Contributions	
Other Contributions	
Proceeds of Insurance Policies	
Transfers In	
Net Earnings	49,297.28
Internal Transfer In	
<u>Decreases to Member account during the period</u>	
Pensions Paid	20,647.00
Contributions Tax	
Income Tax	
No TFN Excess Contributions Tax	
Excess Contributions Tax	
Refund Excess Contributions	
Division 293 Tax	
Insurance Policy Premiums Paid	
Management Fees	
Member Expenses	
Benefits Paid/Transfers Out	
Superannuation Surcharge Tax	
Internal Transfer Out	
Closing balance at 30/06/2021	365,403.86

Memorandum of Resolutions of

Nicholas Holman and Gwynneth Holman

ATF Holman Family Superannuation Fund

FINANCIAL STATEMENTS OF SUPERANNUATION FUND:

It was resolved that the financial statements would be prepared as special purpose financial statements as, in the opinion of the trustee(s), the superannuation fund is a non-reporting entity and therefore is not required to comply with all Australian Accounting Standards.

The Chair tabled the financial statements and notes to the financial statements of the superannuation fund in respect of the year ended 30 June 2021 and it was resolved that such statements be and are hereby adopted as tabled.

ANNUAL RETURN:

Being satisfied that the fund had complied with the requirements of the Superannuation Industry (Supervision) Act 1993 (SISA) and Regulations during the year ended 30 June 2021, it was resolved that the annual return be approved, signed and lodged with the Australian Taxation Office.

INVESTMENT STRATEGY:

The allocation of the fund's assets and the fund's investment performance over the financial year were reviewed and found to be within the acceptable ranges outlined in the investment strategy. After considering the risk, rate of return and liquidity of the investments and the ability of the fund to discharge its existing liabilities, it was resolved that the investment strategy continues to reflect the purposes and circumstances of the fund and its members. Accordingly, no changes in the investment strategy were required.

INSURANCE COVER:

The trustee(s) reviewed the current life and total and permanent disability insurance coverage on offer to the members and resolved that the current insurance arrangements were appropriate for the fund.

ALLOCATION OF INCOME:

It was resolved that the income of the fund would be allocated to the members based on their average daily balance (an alternative allocation basis may be percentage of opening balance).

INVESTMENT ACQUISITIONS:

It was resolved to ratify the investment acquisitions throughout the financial year ended 30 June 2021.

INVESTMENT DISPOSALS:

It was resolved to ratify the investment disposals throughout the financial year ended 30 June 2021.

AUDITORS:

It was resolved that

Tony Boys

of

GPO Box 3376, Rundle Mall, South Australia 5000

act as auditors of the Fund for the next financial year.

TAX AGENTS:

It was resolved that

Superannuation Professionals Pty Ltd

act as tax agents of the Fund for the next financial year.

PAYMENT OF BENEFITS:

The trustee has ensured that any payment of benefits made from the Fund, meets the requirements of the Fund's deed and does not breach the superannuation laws in relation to:

1. making payments to members; and,
2. breaching the Fund or the member investment strategy.

The trustee has reviewed the payment of the benefit and received advice that

**Memorandum of Resolutions of
Nicholas Holman and Gwynneth Holman
ATF Holman Family Superannuation Fund**

the transfer is in accordance with the Deed and the superannuation laws. As such the trustee has resolved to allow the payment of the benefits on behalf of the member.

CLOSURE:

Signed as a true record –

.....
Nicholas Holman
09 December 2021

.....
Gwynneth Holman
09 December 2021

Holman Family Superannuation Fund

Statement of Taxable Income

For the year ended 30 June 2021

	2021
	\$
Benefits accrued as a result of operations	44,438.58
Less	
Increase in MV of investments	80,612.78
Exempt current pension income	16,695.00
Accounting Trust Distributions	44,194.98
	<hr/> 141,502.76
Add	
SMSF non deductible expenses	17,282.00
Pension Payments	63,129.00
Franking Credits	2,741.85
Foreign Credits	437.22
Taxable Trust Distributions	7,421.22
Distributed Foreign income	6,053.38
	<hr/> 97,064.67
SMSF Annual Return Rounding	(0.49)
	<hr/> 0.00
Taxable Income or Loss	<hr/> 0.00
Income Tax on Taxable Income or Loss	0.00
Less	
Franking Credits	2,741.85
	<hr/>
CURRENT TAX OR REFUND	<hr/> (2,741.85)
Supervisory Levy	259.00
	<hr/>
AMOUNT DUE OR REFUNDABLE	<hr/> (2,482.85)

Holman Family Superannuation Fund

Investment Summary Report

As at 30 June 2021

Investment	Units	Market Price	Market Value	Average Cost	Accounting Cost	Unrealised Gain/(Loss)	Gain/(Loss)%	Portfolio Weight%
Cash/Bank Accounts								
Macquarie - Cash Management Account		19,988.160000	19,988.16	19,988.16	19,988.16			2.59 %
			19,988.16		19,988.16		0.00 %	2.59 %
Managed Investments (Australian)								
MAQ0464AU Arrowstreet Global Equity Fund	32,661.06	1.164800	38,043.60	1.22	40,000.00	(1,956.40)	(4.89) %	4.93 %
CSA0038AU Bentham Ws Global Income Fund	36,917.40	1.049800	38,755.88	1.08	40,000.00	(1,244.12)	(3.11) %	5.02 %
CPL0001AU City Pacific - First Mortgage	23,008.23	0.008600	197.87	0.86	19,800.60	(19,602.73)	(99.00) %	0.03 %
FID0008AU Fidelity Aust Equities Fund	1,816.53	39.031500	70,901.89	27.46	49,880.24	21,021.65	42.14 %	9.18 %
BNT0101AU Hyperion Small Growth Companies Fund	10,981.77	5.428700	59,616.74	4.10	45,000.00	14,616.74	32.48 %	7.72 %
MAQ0404AU IFP Global Franchise	16,858.67	2.438600	41,111.55	1.78	30,000.00	11,111.55	37.04 %	5.32 %
LMI0004AU LM Mortgage Income Fund	25,000.00	0.040000	1,000.00	0.97	24,374.31	(23,374.31)	(95.90) %	0.13 %
MGE0001AU Magellan Global Fund	15,045.74	2.687600	40,436.93	1.66	25,000.00	15,436.93	61.75 %	5.24 %
MGE0002AU Magellan Infrastructure Fd	25,665.70	1.293700	33,203.72	1.56	40,000.00	(6,796.28)	(16.99) %	4.30 %
BTA0061AU Pental Wholesale Property Securities	48,757.16	0.761200	37,113.95	0.66	32,208.98	4,904.97	15.23 %	4.81 %
ETL0015AU Pimco Aust Bond Fund - Wholesale	49,407.11	0.994400	49,130.43	1.01	50,000.00	(869.57)	(1.74) %	6.36 %
ETL0018AU Pimco Global Bond Fund - Wholesale	39,556.96	0.998400	39,493.67	1.01	40,000.00	(506.33)	(1.27) %	5.11 %
PLA0004AU Platinum - Asia Fund	13,001.01	2.722300	35,392.65	2.40	31,176.41	4,216.24	13.52 %	4.58 %
PLA0002AU Platinum - International Fund	24,022.37	2.155300	51,775.42	1.56	37,522.94	14,252.48	37.98 %	6.70 %
PLA0003AU Platinum - Japan Fund	8,224.76	4.573300	37,614.29	2.49	20,443.26	17,171.03	83.99 %	4.87 %
WHT0039AU Plato Australian Shares Income Fund	59,830.81	1.314300	78,635.64	1.34	80,000.00	(1,364.36)	(1.71) %	10.18 %
WHT2080AU Resolution Capital Glb Prop Sec CIB	20,515.98	1.856800	38,094.07	1.95	40,000.00	(1,905.93)	(4.76) %	4.93 %
SCH0101AU Schroder Wholesale Aust Equity Fund	42,593.07	1.451000	61,802.54	1.17	50,000.00	11,802.54	23.60 %	8.00 %
			752,320.84		695,406.74	56,914.10	8.18 %	97.41 %

Holman Family Superannuation Fund
Investment Summary Report

As at 30 June 2021

Investment	Units	Market Price	Market Value	Average Cost	Accounting Cost	Unrealised Gain/(Loss)	Gain/(Loss)%	Portfolio Weight%
			772,309.00		715,394.90	56,914.10	7.96 %	100.00 %

Holman Family Superannuation Fund

Investment Income Report

As at 30 June 2021

Investment	Total Income	Franked	Unfranked	Interest/ Other	Franking Credits	Foreign Income	Foreign Credits * 1	Assessable Income	TFN Credits	Other Deductions	Distributed Capital Gains	Non-Assessable Payments
								(Excl. Capital Gains) * 2				
Bank Accounts												
Macquarie - Cash Management Account	42.24			42.24	0.00	0.00	0.00	42.24			0.00	0.00
	42.24			42.24	0.00	0.00	0.00	42.24			0.00	0.00
Managed Investments (Australian)												
MAQ0464AU Arrowstreet Global Equity Fund	7,065.03			98.07	0.00	782.10	111.51	991.68		0.00	6,184.86	0.00
CSA0038AU Bentham Ws Global Income Fund	2,316.55			274.80	0.00	2,018.67	0.01	2,293.48		0.00	0.00	23.08
FID0008AU Fidelity Aust Equities Fund	3,079.20	925.54	136.45	15.63	597.44	1.56	0.09	1,676.71	0.00	0.00	2,000.02	0.00
BNT0101AU Hyperion Small Growth Companies Fund	4,818.88				107.47	0.00	0.00	1.19		106.28	4,818.88	106.28
MAQ0404AU IFP Global Franchise	2,355.65			2.12	0.00	562.17	107.75	672.04		0.00	1,791.36	0.00
MGE0001AU Magellan Global Fund	1,501.55	0.00	0.00	0.00	0.00	0.00	0.00	0.00	0.00	0.00	705.48	796.07
MGE0002AU Magellan Infrastructure Fd	1,391.10	4.11	5.43	1,071.00	8.60	805.85	98.93	1,993.92	0.00	0.00	20.82	(516.11)
BTA0061AU Pental Wholesale Property Securities	5,066.88	6.92		328.25	10.58	11.95	0.00	357.70		0.00	4,300.90	418.86
ETL0015AU Pimco Aust Bond Fund - Wholesale	748.30			68.42	0.00	68.80	0.00	137.22		0.00	0.00	611.08
ETL0018AU Pimco Global Bond Fund - Wholesale	1,083.22			14.16	0.00	1,069.06	0.00	1,083.22		0.00	0.00	0.00
PLA0004AU Platinum - Asia Fund	7,009.76	0.00	0.00	0.00	0.00	0.00	62.14	0.00	0.00	0.00	7,071.90	0.00
PLA0002AU Platinum - International Fund	1,538.90	0.00	0.00	0.00	3.10	0.00	0.00	0.00	0.00	3.10	1,542.00	0.00
PLA0003AU Platinum - Japan Fund	689.09	0.00	0.00	0.00	0.00	0.00	0.00	0.00	0.00	0.00	689.10	0.00
WHT0039AU Plato Australian Shares Income Fund	3,477.37	2,956.89	304.72	116.02	1,476.82	53.26	8.71	4,916.42		0.00	0.00	46.48
WHT2080AU Resolution Capital Glb Prop Sec CIB	645.56	0.67		25.09	0.00	613.99	99.47	739.22		0.00	0.00	5.81
SCH0101AU Schroder Wholesale Aust Equity Fund	1,407.94	934.47	120.51	121.33	537.84	65.97	10.75	1,790.87		0.00	2,136.66	(1,971.00)
	44,194.98	4,828.60	567.11	2,134.89	2,741.85	6,053.38	499.36	16,653.67	0.00	109.38	31,261.98	(479.45)

Holman Family Superannuation Fund

Investment Income Report

As at 30 June 2021

Investment	Total Income	Franked	Unfranked	Interest/ Other	Franking Credits	Foreign Income	Foreign Credits * 1	Assessable Income	TFN Credits	Other Deductions	Distributed Capital Gains	Non- Assessable Payments
								(Excl. Capital Gains) * 2				
	44,237.22	4,828.60	567.11	2,177.13	2,741.85	6,053.38	499.36	16,695.91	0.00	109.38	31,261.98	(479.45)

Assessable Income (Excl. Capital Gains) **16,695.91**

Net Capital Gain **24,240.31**

Total Assessable Income 40,936.22

* 1 Includes foreign credits from foreign capital gains.

* 2 Assessable Income in the SMSF Annual Return will be different as capital gains and losses from disposals of assets have not been included.

For a breakdown of Distributed Capital Gains and Non-Assessable Payments refer to Distributions Reconciliation Report.

Holman Family Superannuation Fund

Realised Capital Gains Report

For The Period 01 July 2020 - 30 June 2021

Investment		Accounting Treatment				Tax Treatment						
Purchase Contract Date	Disposal Contract Date	Units	Cost	Proceeds	Accounting Profit/(Loss)	Adjusted Cost Base	Reduced Cost Base	Indexed Cost Base	Indexed Gains	Discounted Gains (Gross)	Other Gains	Capital Loss
Managed Investments (Australian)												
Arrowstreet Global Equity Fund												
		0.00	0.00	0.00	0.00	0.00	0.00	0.00	0.00	1,920.50	4,264.36	0.00
		0.00	0.00	0.00	0.00	0.00	0.00	0.00	0.00	1,920.50	4,264.36	0.00
Fidelity Aust Equities Fund												
		0.00	0.00	0.00	0.00	0.00	0.00	0.00	0.00	2,000.02	0.00	0.00
		0.00	0.00	0.00	0.00	0.00	0.00	0.00	0.00	2,000.02	0.00	0.00
Hyperion Small Growth Companies Fund												
		0.00	0.00	0.00	0.00	0.00	0.00	0.00	0.00	4,818.88	0.00	0.00
		0.00	0.00	0.00	0.00	0.00	0.00	0.00	0.00	4,818.88	0.00	0.00
IFP Global Franchise												
		0.00	0.00	0.00	0.00	0.00	0.00	0.00	0.00	1,791.36	0.00	0.00
		0.00	0.00	0.00	0.00	0.00	0.00	0.00	0.00	1,791.36	0.00	0.00
Magellan Global Fund												
		0.00	0.00	0.00	0.00	0.00	0.00	0.00	0.00	705.48	0.00	0.00
		0.00	0.00	0.00	0.00	0.00	0.00	0.00	0.00	705.48	0.00	0.00
Magellan Infrastructure Fd												
		0.00	0.00	0.00	0.00	0.00	0.00	0.00	0.00	20.82	0.00	0.00
		0.00	0.00	0.00	0.00	0.00	0.00	0.00	0.00	20.82	0.00	0.00
Pandal Wholesale Property Securities												

Holman Family Superannuation Fund

Realised Capital Gains Report

For The Period 01 July 2020 - 30 June 2021

Investment		Accounting Treatment				Tax Treatment						
Purchase Contract Date	Disposal Contract Date	Units	Cost	Proceeds	Accounting Profit/(Loss)	Adjusted Cost Base	Reduced Cost Base	Indexed Cost Base	Indexed Gains	Discounted Gains (Gross)	Other Gains	Capital Loss
Managed Investments (Australian)												
		0.00	0.00	0.00	0.00	0.00	0.00	0.00	0.00	4,300.90	0.00	0.00
		0.00	0.00	0.00	0.00	0.00	0.00	0.00	0.00	4,300.90	0.00	0.00
Platinum - Asia Fund												
		0.00	0.00	0.00	0.00	0.00	0.00	0.00	0.00	1,172.90	5,836.87	0.00
		0.00	0.00	0.00	0.00	0.00	0.00	0.00	0.00	1,172.90	5,836.87	0.00
Platinum - International Fund												
		0.00	0.00	0.00	0.00	0.00	0.00	0.00	0.00	1,542.00	0.00	0.00
		0.00	0.00	0.00	0.00	0.00	0.00	0.00	0.00	1,542.00	0.00	0.00
Platinum - Japan Fund												
		0.00	0.00	0.00	0.00	0.00	0.00	0.00	0.00	655.53	33.57	0.00
		0.00	0.00	0.00	0.00	0.00	0.00	0.00	0.00	655.53	33.57	0.00
Schroder Wholesale Aust Equity Fund												
		0.00	0.00	0.00	0.00	0.00	0.00	0.00	0.00	2,136.66	0.00	0.00
		0.00	0.00	0.00	0.00	0.00	0.00	0.00	0.00	2,136.66	0.00	0.00
		0.00	0.00	0.00	0.00	0.00	0.00	0.00	0.00	21,065.05	10,134.80	0.00
		0.00	0.00	0.00	0.00	0.00	0.00	0.00	0.00	21,065.05	10,134.80	0.00

Self-managed superannuation fund annual return **2021**

Who should complete this annual return?

Only self-managed superannuation funds (SMSFs) can complete this annual return. All other funds must complete the *Fund income tax return 2021* (NAT 71287).

- ❗ The *Self-managed superannuation fund annual return instructions 2021* (NAT 71606) (the instructions) can assist you to complete this annual return.
- ⊖ The SMSF annual return cannot be used to notify us of a change in fund membership. You must update fund details via ABR.gov.au or complete the Change of details for superannuation entities form (NAT 3036).

To complete this annual return

- Print clearly, using a BLACK pen only.
 - Use BLOCK LETTERS and print one character per box.
-
- Place in ALL applicable boxes.

- Postal address for annual returns:

Australian Taxation Office
GPO Box 9845
[insert the name and postcode
of your capital city]

For example;

Australian Taxation Office
GPO Box 9845
SYDNEY NSW 2001

Section A: Fund information

1 Tax file number (TFN)

- ❗ The ATO is authorised by law to request your TFN. You are not obliged to quote your TFN but not quoting it could increase the chance of delay or error in processing your annual return. See the Privacy note in the Declaration.

- To assist processing, write the fund's TFN at the top of pages 3, 5, 7 and 9.

2 Name of self-managed superannuation fund (SMSF)

3 Australian business number (ABN) (if applicable)

4 Current postal address

Suburb/town

State/territory

Postcode

5 Annual return status

Is this an amendment to the SMSF's 2021 return?

A No Yes

Is this the first required return for a newly registered SMSF?

B No Yes

6 SMSF auditor

Auditor's name

Title: Mr Mrs Miss Ms Other

Family name

First given name

Other given names

SMSF Auditor Number

Auditor's phone number

Postal address

Suburb/town

State/territory

Postcode

Date audit was completed **A** Day / Month / YearWas Part A of the audit report qualified? **B** No YesWas Part B of the audit report qualified? **C** No YesIf Part B of the audit report was qualified, have the reported issues been rectified? **D** No Yes**7 Electronic funds transfer (EFT)**

We need your self-managed super fund's financial institution details to pay any super payments and tax refunds owing to you.

A Fund's financial institution account details

This account is used for super contributions and rollovers. Do not provide a tax agent account here.

Fund BSB number

Fund account number

Fund account name

I would like my tax refunds made to this account. **Go to C.****B Financial institution account details for tax refunds**

This account is used for tax refunds. You can provide a tax agent account here.

BSB number

Account number

Account name

C Electronic service address alias

Provide the electronic service address alias (ESA) issued by your SMSF messaging provider. (For example, SMSFdataESAAlias). See instructions for more information.

- 8 Status of SMSF** Australian superannuation fund **A** No Yes Fund benefit structure **B** Code
 Does the fund trust deed allow acceptance of the Government's Super Co-contribution and Low Income Super Amounts? **C** No Yes

9 Was the fund wound up during the income year?

No Yes **▶** If yes, provide the date on which the fund was wound up Day / Month / Year **▶** Have all tax lodgment and payment obligations been met? No Yes

10 Exempt current pension income

Did the fund pay retirement phase superannuation income stream benefits to one or more members in the income year?

To claim a tax exemption for current pension income, you must pay at least the minimum benefit payment under the law. Record exempt current pension income at Label **A**.

No **▶** Go to Section B: Income.

Yes **▶** Exempt current pension income amount **A** \$

Which method did you use to calculate your exempt current pension income?

Segregated assets method **B**

Unsegregated assets method **C** **▶** Was an actuarial certificate obtained? **D** Yes

Did the fund have any other income that was assessable?

E Yes **▶** Go to Section B: Income.

No **▶** Choosing 'No' means that you do not have any assessable income, including no-TFN quoted contributions. Go to Section C: Deductions and non-deductible expenses. (Do **not** complete Section B: Income.)

If you are entitled to claim any tax offsets, you can list these at Section D: Income tax calculation statement.

Section B: Income

Do not complete this section if all superannuation interests in the SMSF were supporting superannuation income streams in the retirement phase for the **entire year**, there was **no** other income that was assessable, and you **have not** realised a deferred notional gain. If you are entitled to claim any tax offsets, you can record these at Section D: Income tax calculation statement.

11 Income

Did you have a capital gains tax (CGT) event during the year? **G** No Yes

If the total capital loss or total capital gain is greater than \$10,000 or you elected to use the transitional CGT relief in 2017 and the deferred notional gain has been realised, complete and attach a *Capital gains tax (CGT) schedule 2021*.

Have you applied an exemption or rollover? **M** No Yes

Code

Net capital gain **A** \$

Gross rent and other leasing and hiring income **B** \$

Gross interest **C** \$

Forestry managed investment scheme income **X** \$

Gross foreign income D1 \$	Net foreign income D \$	Loss <input type="text"/>
-----------------------------------	--------------------------------	---------------------------

Australian franking credits from a New Zealand company **E** \$

Transfers from foreign funds **F** \$

Number

Gross payments where ABN not quoted **H** \$

Gross distribution from partnerships **I** \$

Loss

*Unfranked dividend amount **J** \$

*Franked dividend amount **K** \$

*Dividend franking credit **L** \$

*Gross trust distributions **M** \$

Code

Calculation of assessable contributions Assessable employer contributions R1 \$ <i>plus</i> Assessable personal contributions R2 \$ <i>plus</i> **No-TFN-quoted contributions R3 \$ <i>(an amount must be included even if it is zero)</i> <i>less</i> Transfer of liability to life insurance company or PST R6 \$
--

Assessable contributions R \$ <i>(R1 plus R2 plus R3 less R6)</i>

Calculation of non-arm's length income <i>*Net non-arm's length private company dividends</i> U1 \$ <i>plus *Net non-arm's length trust distributions</i> U2 \$ <i>plus *Net other non-arm's length income</i> U3 \$
--

Other income* **S \$

Assessable income due to changed tax status of fund* **T \$

Net non-arm's length income **U** \$
(subject to 45% tax rate)
(U1 plus U2 plus U3)

Code

#This is a mandatory label.

*If an amount is entered at this label, check the instructions to ensure the correct tax treatment has been applied.

GROSS INCOME W \$ <i>(Sum of labels A to U)</i>	Loss <input type="text"/>
--	---------------------------

Exempt current pension income **Y** \$

TOTAL ASSESSABLE INCOME V \$ <i>(W less Y)</i>	Loss <input type="text"/>
---	---------------------------

Section C: Deductions and non-deductible expenses

12 Deductions and non-deductible expenses

- Under 'Deductions' list all expenses and allowances you are entitled to claim a deduction for. Under 'Non-deductible expenses', list all other expenses or normally allowable deductions that you cannot claim as a deduction (for example, all expenses related to exempt current pension income should be recorded in the 'Non-deductible expenses' column).

DEDUCTIONS		NON-DEDUCTIBLE EXPENSES	
Interest expenses within Australia	A1 \$		A2 \$
Interest expenses overseas	B1 \$		B2 \$
Capital works expenditure	D1 \$		D2 \$
Decline in value of depreciating assets	E1 \$		E2 \$
Insurance premiums – members	F1 \$		F2 \$
SMSF auditor fee	H1 \$		H2 \$
Investment expenses	I1 \$		I2 \$
Management and administration expenses	J1 \$		J2 \$
Forestry managed investment scheme expense	U1 \$		U2 \$
Other amounts	L1 \$	Code	L2 \$
Tax losses deducted	M1 \$		

TOTAL DEDUCTIONS
N \$
 (Total **A1** to **M1**)

TOTAL NON-DEDUCTIBLE EXPENSES
Y \$
 (Total **A2** to **L2**)

#TAXABLE INCOME OR LOSS Loss
O \$
 (TOTAL ASSESSABLE INCOME *less*
 TOTAL DEDUCTIONS)

TOTAL SMSF EXPENSES
Z \$
 (N *plus* Y)

#This is a mandatory label.

Section D: Income tax calculation statement

#Important:

Section B label **R3**, Section C label **O** and Section D labels **A, T1, J, T5** and **I** are mandatory. If you leave these labels blank, you will have specified a zero amount.

13 Calculation statement

Please refer to the *Self-managed superannuation fund annual return instructions 2021* on how to complete the calculation statement.

#Taxable income	A \$	<i>(an amount must be included even if it is zero)</i>
#Tax on taxable income	T1 \$	<i>(an amount must be included even if it is zero)</i>
#Tax on no-TFN-quoted contributions	J \$	<i>(an amount must be included even if it is zero)</i>

Gross tax **B \$**

(T1 plus J)

Foreign income tax offset	
C1 \$	
Rebates and tax offsets	Non-refundable non-carry forward tax offsets
C2 \$	C \$
	<i>(C1 plus C2)</i>

SUBTOTAL 1

T2 \$

(B less C – cannot be less than zero)

Early stage venture capital limited partnership tax offset	
D1 \$	
Early stage venture capital limited partnership tax offset carried forward from previous year	Non-refundable carry forward tax offsets
D2 \$	D \$
Early stage investor tax offset	<i>(D1 plus D2 plus D3 plus D4)</i>
D3 \$	
Early stage investor tax offset carried forward from previous year	SUBTOTAL 2
D4 \$	T3 \$
	<i>(T2 less D – cannot be less than zero)</i>

Complying fund's franking credits tax offset	
E1 \$	
No-TFN tax offset	
E2 \$	
National rental affordability scheme tax offset	
E3 \$	
Exploration credit tax offset	Refundable tax offsets
E4 \$	E \$
	<i>(E1 plus E2 plus E3 plus E4)</i>

#TAX PAYABLE **T5 \$**

(T3 less E – cannot be less than zero)

Section 102AAM interest charge

G \$

Credit for interest on early payments – amount of interest	
H1 \$	
Credit for tax withheld – foreign resident withholding (excluding capital gains)	
H2 \$	
Credit for tax withheld – where ABN or TFN not quoted (non-individual)	
H3 \$	
Credit for TFN amounts withheld from payments from closely held trusts	
H5 \$	
Credit for interest on no-TFN tax offset	
H6 \$	
Credit for foreign resident capital gains withholding amounts	
H8 \$	
	Eligible credits
	H \$
	<i>(H1 plus H2 plus H3 plus H5 plus H6 plus H8)</i>

#Tax offset refunds (Remainder of refundable tax offsets)	I \$	<i>(unused amount from label E – an amount must be included even if it is zero)</i>
---	-------------	--

PAYG instalments raised

K \$

Supervisory levy

L \$

Supervisory levy adjustment for wound up funds

M \$

Supervisory levy adjustment for new funds

N \$

AMOUNT DUE OR REFUNDABLE A positive amount at S is what you owe, while a negative amount is refundable to you.	S \$	<i>(T5 plus G less H less I less K plus L less M plus N)</i>
---	-------------	--

#This is a mandatory label.

Section E: Losses**14 Losses**

! If total loss is greater than \$100,000, complete and attach a *Losses schedule 2021*.

Tax losses carried forward to later income years **U \$**Net capital losses carried forward to later income years **V \$**

Section F: Member information

MEMBER 1

Title: Mr Mrs Miss Ms Other

Family name

First given name

Other given names

Member's TFN

See the Privacy note in the Declaration.

Date of birth

Contributions

OPENING ACCOUNT BALANCE \$

! Refer to instructions for completing these labels.

Employer contributions

A \$

ABN of principal employer

A1

Personal contributions

B \$

CGT small business retirement exemption

C \$

CGT small business 15-year exemption amount

D \$

Personal injury election

E \$

Spouse and child contributions

F \$

Other third party contributions

G \$

Proceeds from primary residence disposal

H \$

Receipt date Day / Month / Year

H1

Assessable foreign superannuation fund amount

I \$

Non-assessable foreign superannuation fund amount

J \$

Transfer from reserve: assessable amount

K \$

Transfer from reserve: non-assessable amount

L \$

Contributions from non-complying funds and previously non-complying funds

T \$

Any other contributions (including Super Co-contributions and Low Income Super Amounts)

M \$

TOTAL CONTRIBUTIONS N \$

(Sum of labels **A** to **M**)

Other transactions

Allocated earnings or losses **O \$**

Loss

Accumulation phase account balance

S1 \$

Inward rollovers and transfers **P \$**

Retirement phase account balance – Non CDBIS

S2 \$

Outward rollovers and transfers **Q \$**

Lump Sum payments **R1 \$**

Retirement phase account balance – CDBIS

S3 \$

Income stream payments **R2 \$**

Code

Code

TRIS Count

CLOSING ACCOUNT BALANCE S \$

(**S1** plus **S2** plus **S3**)

Accumulation phase value **X1 \$**

Retirement phase value **X2 \$**

Outstanding limited recourse borrowing arrangement amount **Y \$**

MEMBER 2

Title: Mr Mrs Miss Ms Other

Family name

First given name

Other given names

Member's TFN

See the Privacy note in the Declaration.

Date of birth

Contributions

OPENING ACCOUNT BALANCE \$

! Refer to instructions for completing these labels.

Employer contributions

A \$

ABN of principal employer

A1

Personal contributions

B \$

CGT small business retirement exemption

C \$

CGT small business 15-year exemption amount

D \$

Personal injury election

E \$

Spouse and child contributions

F \$

Other third party contributions

G \$

Proceeds from primary residence disposal

H \$

Receipt date Day / Month / Year

H1

Assessable foreign superannuation fund amount

I \$

Non-assessable foreign superannuation fund amount

J \$

Transfer from reserve: assessable amount

K \$

Transfer from reserve: non-assessable amount

L \$

Contributions from non-complying funds and previously non-complying funds

T \$

Any other contributions (including Super Co-contributions and Low Income Super Amounts)

M \$

TOTAL CONTRIBUTIONS N \$

(Sum of labels **A** to **M**)

Other transactions

Allocated earnings or losses **O \$**

Loss

Accumulation phase account balance

S1 \$

Inward rollovers and transfers **P \$**

Retirement phase account balance - Non CDBIS

S2 \$

Outward rollovers and transfers **Q \$**

Retirement phase account balance - CDBIS

S3 \$

Lump Sum payments **R1 \$**

Income stream payments **R2 \$**

Code

Code

TRIS Count

CLOSING ACCOUNT BALANCE S \$

(**S1** plus **S2** plus **S3**)

Accumulation phase value **X1 \$**

Retirement phase value **X2 \$**

Outstanding limited recourse borrowing arrangement amount **Y \$**

OFFICIAL: Sensitive (when completed)

Section H: Assets and liabilities
15 ASSETS

15a Australian managed investments

Listed trusts **A \$**

Unlisted trusts **B \$**

Insurance policy **C \$**

Other managed investments **D \$**

15b Australian direct investments

<p>Limited recourse borrowing arrangements</p> <p>Australian residential real property J1 \$</p> <p>Australian non-residential real property J2 \$</p> <p>Overseas real property J3 \$</p> <p>Australian shares J4 \$</p> <p>Overseas shares J5 \$</p> <p>Other J6 \$</p> <p>Property count J7</p>	<p>Cash and term deposits E \$</p> <p>Debt securities F \$</p> <p style="padding-left: 100px;">Loans G \$</p> <p style="padding-left: 100px;">Listed shares H \$</p> <p style="padding-left: 100px;">Unlisted shares I \$</p> <p style="padding-left: 100px;">Limited recourse borrowing arrangements J \$</p> <p style="padding-left: 100px;">Non-residential real property K \$</p> <p style="padding-left: 100px;">Residential real property L \$</p> <p style="padding-left: 100px;">Collectables and personal use assets M \$</p> <p style="padding-left: 100px;">Other assets O \$</p>
--	--

15c Other investments

Crypto-Currency **N \$**

15d Overseas direct investments

Overseas shares **P \$**

Overseas non-residential real property **Q \$**

Overseas residential real property **R \$**

Overseas managed investments **S \$**

Other overseas assets **T \$**

TOTAL AUSTRALIAN AND OVERSEAS ASSETS U \$ <small>(Sum of labels A to T)</small>

15e In-house assets

Did the fund have a loan to, lease to or investment in, related parties (known as in-house assets) at the end of the income year?

A No Yes **) \$**

15f Limited recourse borrowing arrangements

If the fund had an LRBA were the LRBA borrowings from a licensed financial institution? **A** No Yes

Did the members or related parties of the fund use personal guarantees or other security for the LRBA? **B** No Yes

16 LIABILITIES

Borrowings for limited recourse borrowing arrangements	
V1 \$	
Permissible temporary borrowings	
V2 \$	
Other borrowings	
V3 \$	Borrowings V \$
Total member closing account balances (total of all CLOSING ACCOUNT BALANCES from Sections F and G) W \$	
Reserve accounts X \$	
Other liabilities Y \$	
TOTAL LIABILITIES Z \$	

Section I: Taxation of financial arrangements**17 Taxation of financial arrangements (TOFA)**

Total TOFA gains **H \$**

Total TOFA losses **I \$**

Section J: Other information**Family trust election status**

If the trust or fund has made, or is making, a family trust election, write the four-digit **income year specified** of the election (for example, for the 2020–21 income year, write **2021**). **A**


If revoking or varying a family trust election, print **R** for revoke or print **V** for variation, and complete and attach the *Family trust election, revocation or variation 2021*. **B**

Interposed entity election status

If the trust or fund has an existing election, write the earliest income year specified. If the trust or fund is making one or more elections this year, write the earliest income year being specified and complete an *Interposed entity election or revocation 2021* for each election. **C**

If revoking an interposed entity election, print **R**, and complete and attach the *Interposed entity election or revocation 2021*. **D**

Section K: Declarations

 Penalties may be imposed for false or misleading information in addition to penalties relating to any tax shortfalls.

Important

Before making this declaration check to ensure that all income has been disclosed and the annual return, all attached schedules and any additional documents are true and correct in every detail. If you leave labels blank, you will have specified a zero amount or the label was not applicable to you. If you are in doubt about any aspect of the annual return, place all the facts before the ATO.

Privacy

The ATO is authorised by the *Taxation Administration Act 1953* to request the provision of tax file numbers (TFNs). We will use the TFN to identify the entity in our records. It is not an offence not to provide the TFN. However if you do not provide the TFN, the processing of this form may be delayed.

Taxation law authorises the ATO to collect information and disclose it to other government agencies. For information about your privacy go to ato.gov.au/privacy

TRUSTEE'S OR DIRECTOR'S DECLARATION:

I declare that, the current trustees and directors have authorised this annual return and it is documented as such in the SMSF's records. I have received a copy of the audit report and are aware of any matters raised therein. The information on this annual return, including any attached schedules and additional documentation is true and correct.

Authorised trustee's, director's or public officer's signature

Date / /
Day / Month / Year

Preferred trustee or director contact details:

Title: Mr Mrs Miss Ms Other

Family name

First given name

Other given names

Phone number

Email address

Non-individual trustee name (if applicable)

ABN of non-individual trustee

Time taken to prepare and complete this annual return Hrs

 The Commissioner of Taxation, as Registrar of the Australian Business Register, may use the ABN and business details which you provide on this annual return to maintain the integrity of the register. For further information, refer to the instructions.

TAX AGENT'S DECLARATION:

I declare that the *Self-managed superannuation fund annual return 2021* has been prepared in accordance with information provided by the trustees, that the trustees have given me a declaration stating that the information provided to me is true and correct, and that the trustees have authorised me to lodge this annual return.

Tax agent's signature

Date / /
Day / Month / Year

Tax agent's contact details

Title: Mr Mrs Miss Ms Other

Family name

First given name

Other given names

Tax agent's practice

Tax agent's phone number

Reference number

Tax agent number

Capital gains tax (CGT) schedule

202%

When completing this form

- Print clearly, using a black or dark blue pen only.
- Use BLOCK LETTERS and print one character in each box.

S	M	I	T	H		S	T										
---	---	---	---	---	--	---	---	--	--	--	--	--	--	--	--	--	--

- Do not use correction fluid or covering stickers.
- Sign next to any corrections with your **full signature** (not initials).

- Use in conjunction with company, trust, fund income tax return or the self-managed superannuation fund annual return.
- Refer to the *Guide to capital gains tax 202F* available on our website at ato.gov.au for instructions on how to complete this schedule.

Tax file number (TFN)

I We are authorised by law to request your TFN. You do not have to quote your TFN. However, if you don't it could increase the chance of delay or error in processing your form.

Australian business number (ABN)

Taxpayer's name

1 Current year capital gains and capital losses

	Capital gain		Capital loss
Shares in companies listed on an Australian securities exchange	A \$		K \$
Other shares	B \$		L \$
Units in unit trusts listed on an Australian securities exchange	C \$		M \$
Other units	D \$		N \$
Real estate situated in Australia	E \$		O \$
Other real estate	F \$		P \$
Amount of capital gains from a trust (including a managed fund)	G \$		
Collectables	H \$		Q \$
Other CGT assets and any other CGT events	I \$		R \$
Amount of capital gain previously deferred under transitional CGT relief for superannuation funds	S \$		
Total current year capital gains	J \$		

Add the amounts at labels **K** to **R** and write the total in item 2 label **A – Total current year capital losses**.

2 Capital lossesTotal current year capital losses **A \$**Total current year capital losses applied **B \$**Total prior year net capital losses applied **C \$**Total capital losses transferred in applied
(only for transfers involving a foreign bank branch or
permanent establishment of a foreign financial entity) **D \$**Total capital losses applied **E \$**Add amounts at **B, C** and **D**.

3 Unapplied net capital losses carried forwardNet capital losses from collectables carried forward to later income years **A \$**Other net capital losses carried forward to later income years **B \$**Add amounts at **A** and **B** and transfer the total
to label **V – Net capital losses carried forward
to later income years** on your tax return.

4 CGT discountTotal CGT discount applied **A \$**

5 CGT concessions for small businessSmall business active asset reduction **A \$**Small business retirement exemption **B \$**Small business rollover **C \$**Total small business concessions applied **D \$**

6 Net capital gainNet capital gain **A \$****1J less 2E less 4A less 5D** (cannot be less than
zero). Transfer the amount at **A** to label **A – Net
capital gain** on your tax return.

7 Earnout arrangements

Are you a party to an earnout arrangement? **A** Yes, as a buyer **Yes, as a seller** **No**
(Print in the appropriate box.)

! If you are a party to more than one earnout arrangement, copy and attach a separate sheet to this schedule providing the details requested here for each additional earnout arrangement.

How many years does the earnout arrangement run for? **B**

What year of that arrangement are you in? **C**

If you are the seller, what is the total estimated capital proceeds from the earnout arrangement? **D** \$

Amount of any capital gain or loss you made under your non-qualifying arrangement in the income year. **E** \$ / ^{LOSS}

! **Request for amendment**

If you received or provided a financial benefit under a look-through earnout right created in an earlier income year and you wish to seek an amendment to that earlier income year, complete the following:

Income year earnout right created **F**

Amended net capital gain or capital losses carried forward **G** \$ / ^{LOSS}

8 Other CGT information required (if applicable)

Small business 15 year exemption – exempt capital gains **A** \$ / ^{CODE}

Capital gains disregarded by a foreign resident **B** \$

Capital gains disregarded as a result of a scrip for scrip rollover **C** \$

Capital gains disregarded as a result of an inter-company asset rollover **D** \$

Capital gains disregarded by a demerging entity **E** \$

Taxpayer's declaration

! If the schedule is not lodged with the income tax return you are required to sign and date the schedule.

Important

Before making this declaration check to ensure that all the information required has been provided on this form and any attachments to this form, and that the information provided is true and correct in every detail. If you are in doubt about any aspect of the tax return, place all the facts before the ATO. The income tax law imposes heavy penalties for false or misleading statements.

Privacy

Taxation law authorises the ATO to collect information and disclose it to other government agencies. This includes personal information of the person authorised to sign the declaration. For information about your privacy go to ato.gov.au/privacy

I declare that the information on this form is true and correct.

Signature

Date

Day

Month

Year

/ /

Contact name

Daytime contact number (include area code)

Losses schedule

202%

Companies and trusts that do not join consolidated groups should complete and attach this schedule to their 202F tax return. Superannuation funds should complete and attach this schedule to their 202F tax return.

Print neatly in BLOCK LETTERS with a black or blue ballpoint pen only. Print one letter or number in each box. Do not use correction fluid or tape.

Place in all applicable boxes.

Refer to *Losses schedule instructions 202F*, available on our website ato.gov.au for instructions on how to complete this schedule.

Tax file number (TFN)

Name of entity

Australian business number

Part A – Losses carried forward to the 202%-2& income year – excludes film losses

1 Tax losses carried forward to later income years

Year of loss	
200€–2F	B
201J–G€	C
201î –1J	D
201Î –1î	E
201î –1î	F
201Í –1Î and earlier income years	G
Total	U

Transfer the amount at **U** to the **Tax losses carried forward to later income years** label on your tax return.

2 Net capital losses carried forward to later income years

Year of loss	
2020–21	H
2019–20	I
201î –19	J
201î –1î	K
201Î –1î	L
201Í –1Î and earlier income years	M
Total	V

Transfer the amount at **V** to the **Net capital losses carried forward to later income years** label on your tax return.

Part B – Ownership and business continuity test – company and listed widely held trust only

Complete item 3 of Part B if a loss is being carried forward to later income years and the business continuity test has to be satisfied in relation to that loss.

Do not complete items 1 or 2 of Part B if, in the 2020–21 income year, no loss has been claimed as a deduction, applied against a net capital gain or, in the case of companies, losses have not been transferred in or out.

1 Whether continuity of majority ownership test passed

Note: If the entity has deducted, applied, transferred in or transferred out (as applicable) in the 2020–21 income year a loss incurred in any of the listed years, print **X** in the **Yes** or **No** box to indicate whether the entity has satisfied the continuity of majority ownership test in respect of that loss.

Year of loss			
2020–21	A	Yes	No
2019–20	B	Yes	No
2018–19	C	Yes	No
2017–18	D	Yes	No
2016–17	E	Yes	No
2015–16 and earlier income years	F	Yes	No

2 Amount of losses deducted/applied for which the continuity of majority ownership test is not passed but the business continuity test is satisfied – excludes film losses

Tax losses	G
Net capital losses	H

3 Losses carried forward for which the business continuity test must be satisfied before they can be deducted/applied in later years – excludes film losses

Tax losses	I
Net capital losses	J

4 Do current year loss provisions apply?

Is the company required to calculate its taxable income or tax loss for the year under Subdivision 165-B or its net capital gain or net capital loss for the year under Subdivision 165-CB of the *Income Tax Assessment Act 1997* (ITAA 1997)?

K Yes No

Part C – Unrealised losses – company only

Note: These questions relate to the operation of Subdivision 165-CC of ITAA 1997.

Has a changeover time occurred in relation to the company after 1.00pm by legal time in the Australian Capital Territory on 11 November 1999?

L Yes No

If you printed **X** in the **No** box at **L**, do not complete **M**, **N** or **O**.

At the changeover time did the company satisfy the maximum net asset value test under section 152-15 of ITAA 1997?

M Yes No

If you printed **X** in the **No** box at **M**, has the company determined it had an unrealised net loss at the changeover time?

N Yes No

If you printed **X** in the **Yes** box at **N**, what was the amount of unrealised net loss calculated under section 165-115E of ITAA 1997?

O

Part D – Life insurance companies

Complying superannuation class tax losses carried forward to later income years **P**

Complying superannuation net capital losses carried forward to later income years **Q**

Part E – Controlled foreign company losses

Current year CFC losses **M**

CFC losses deducted **N**

CFC losses carried forward **O**

Part F – Tax losses reconciliation statement

Balance of tax losses brought forward from the prior income year **A**

ADD Uplift of tax losses of designated infrastructure project entities **B**

SUBTRACT Net forgiven amount of debt **C**

ADD Tax loss incurred (if any) during current year **D**

ADD Tax loss amount from conversion of excess franking offsets **E**

SUBTRACT Net exempt income **F**

SUBTRACT Tax losses forgone **G**

SUBTRACT Tax losses deducted **H**

SUBTRACT Tax losses transferred out under Subdivision 170-A
(only for transfers involving a foreign bank branch or a PE of a foreign financial entity) **I**

Total tax losses carried forward to later income years **J**

Transfer the amount at **J** to the **Tax losses carried forward to later income years** label on your tax return.

If the schedule is not lodged with the income tax return you are required to sign and date the schedule.

Important

Before making this declaration check to ensure that all the information required has been provided on this form and any attachments to this form, and that the information provided is true and correct in every detail. If you are in doubt about any aspect of the tax return, place all the facts before the ATO. The income tax law imposes heavy penalties for false or misleading statements.

Privacy

Taxation law authorises the ATO to collect information and disclose it to other government agencies. This includes personal information of the person authorised to sign the declaration. For information about your privacy go to ato.gov.au/privacy

Taxpayer's declaration

I declare that the information on this form is true and correct.

Signature

Date Day / Month / Year

Contact person

Daytime contact number (include area code)

Holman Family Superannuation Fund

General Ledger - Audit View

For The Period 01 July 2020 - 30 June 2021

Transaction Date	Transaction Source	Processed Date	Last Modified By	Transaction Type	Description	Units	Amount \$	Balance \$
Distributions Received (23800)								
<u>Hyperion Small Growth Companies Fund (BNT0101AU)</u>								
07/10/2020	Bank Data Service	04/12/2021	michelle@pamilyaacco untants.com.au	Bank Statement	RBC IST Distr aubqB26G0000097E DVND 56 [System Matched Income Data]		(51.45)	(51.45)
08/04/2021	Bank Data Service	04/12/2021	michelle@pamilyaacco untants.com.au	Bank Statement	RBC IST Distr aubqB26G00000A10 DVND 56		(1.85)	(53.30)
30/06/2021	michelle@pamilyaacco untants.com.au	04/12/2021	michelle@pamilyaacco untants.com.au	General Journal	Hyperion Small Received		(4,765.58)	(4,818.88)
30/06/2021	michelle@pamilyaacco untants.com.au	04/12/2021		General Journal	BNT0101AU - Hyperion Small Growth Companies Fund - Custom Tax Data - 30/06/2021		0.00	(4,818.88)
							(4,818.88)	(4,818.88)
<u>Pendal Wholesale Property Securities (BTA0061AU)</u>								
09/10/2020	Bank Data Service	04/12/2021	michelle@pamilyaacco untants.com.au	Bank Statement	BT SPW C13800496 50		(78.01)	(78.01)
11/01/2021	Bank Data Service	04/12/2021	michelle@pamilyaacco untants.com.au	Bank Statement	BT SPW C13800496 50		(258.41)	(336.42)
07/04/2021	Bank Data Service	04/12/2021	michelle@pamilyaacco untants.com.au	Bank Statement	PENDAL PENDAL0002243770 50		(160.91)	(497.33)
30/06/2021	michelle@pamilyaacco untants.com.au	04/12/2021	michelle@pamilyaacco untants.com.au	General Journal	Pendal Received		(4,569.55)	(5,066.88)
30/06/2021	michelle@pamilyaacco untants.com.au	04/12/2021		General Journal	BTA0061AU - Pendal Wholesale Property Securities - Custom Tax Data - 30/06/2021		0.00	(5,066.88)
							(5,066.88)	(5,066.88)
<u>Bentham Ws Global Income Fund (CSA0038AU)</u>								
07/08/2020	Bank Data Service	04/12/2021	michelle@pamilyaacco untants.com.au	Bank Statement	FPSL DISTRIBUTIO FPL DI 400245404 50		(107.58)	(107.58)
04/09/2020	Bank Data Service	04/12/2021	michelle@pamilyaacco untants.com.au	Bank Statement	FPSL DISTRIBUTIO FPL DI 400245404 50		(108.91)	(216.49)
08/10/2020	Bank Data Service	04/12/2021	michelle@pamilyaacco untants.com.au	Bank Statement	FPSL DISTRIBUTIO FPL DI 400245404 50		(110.02)	(326.51)
06/11/2020	Bank Data Service	04/12/2021	michelle@pamilyaacco untants.com.au	Bank Statement	FPSL DISTRIBUTIO FPL DI 400245404 50		(110.18)	(436.69)
07/12/2020	Bank Data Service	04/12/2021	michelle@pamilyaacco untants.com.au	Bank Statement	FPSL DISTRIBUTIO FPL DI 400245404 50		(110.83)	(547.52)
11/01/2021	Bank Data Service	04/12/2021	michelle@pamilyaacco untants.com.au	Bank Statement	FPSL DISTRIBUTIO FPL DI 400245404 50		(113.07)	(660.59)

Holman Family Superannuation Fund

General Ledger - Audit View

For The Period 01 July 2020 - 30 June 2021

Transaction Date	Transaction Source	Processed Date	Last Modified By	Transaction Type	Description	Units	Amount \$	Balance \$
05/02/2021	Bank Data Service	04/12/2021	michelle@pamilyaaccosuntants.com.au	Bank Statement	FPSL DISTRIBUTIO FPL DI 400245404 50		(114.14)	(774.73)
05/03/2021	Bank Data Service	04/12/2021	michelle@pamilyaaccosuntants.com.au	Bank Statement	FPSL DISTRIBUTIO FPL DI 400245404 50		(114.89)	(889.62)
12/04/2021	Bank Data Service	04/12/2021	michelle@pamilyaaccosuntants.com.au	Bank Statement	FPSL DISTRIBUTIO FPL DI 400245404 50		(333.59)	(1,223.21)
11/05/2021	Bank Data Service	04/12/2021	michelle@pamilyaaccosuntants.com.au	Bank Statement	FPSL DISTRIBUTIO FPL DI 400245404 50		(338.81)	(1,562.02)
07/06/2021	Bank Data Service	04/12/2021	michelle@pamilyaaccosuntants.com.au	Bank Statement	FPSL DISTRIBUTIO FPL DI 400245404 50		(335.51)	(1,897.53)
30/06/2021	michelle@pamilyaaccosuntants.com.au	04/12/2021	michelle@pamilyaaccosuntants.com.au	General Journal	Bentham Received		(419.02)	(2,316.55)
30/06/2021	michelle@pamilyaaccosuntants.com.au	04/12/2021		General Journal	CSA0038AU - Bentham Ws Global Income Fund - Custom Tax Data - 30/06/2021		0.00	(2,316.55)
							(2,316.55)	(2,316.55)
<u>Pimco Aust Bond Fund - Wholesale (ETL0015AU)</u>								
05/10/2020	Bank Data Service	04/12/2021	michelle@pamilyaaccosuntants.com.au	Bank Statement	PIMCO Funds 800121436 DVND 56		(397.67)	(397.67)
06/01/2021	Bank Data Service	04/12/2021	michelle@pamilyaaccosuntants.com.au	Bank Statement	PIMCO Funds 800121436 DVND 56		(325.90)	(723.57)
30/06/2021	michelle@pamilyaaccosuntants.com.au	04/12/2021	michelle@pamilyaaccosuntants.com.au	General Journal	Pimco Aust Received		(24.73)	(748.30)
30/06/2021	michelle@pamilyaaccosuntants.com.au	04/12/2021		General Journal	ETL0015AU - Pimco Aust Bond Fund - Wholesale - Custom Tax Data - 30/06/2021		0.00	(748.30)
							(748.30)	(748.30)
<u>Pimco Global Bond Fund - Wholesale (ETL0018AU)</u>								
05/10/2020	Bank Data Service	04/12/2021	michelle@pamilyaaccosuntants.com.au	Bank Statement	PIMCO Funds 800121436 DVND 56		(414.06)	(414.06)
06/01/2021	Bank Data Service	04/12/2021	michelle@pamilyaaccosuntants.com.au	Bank Statement	PIMCO Funds 800121436 DVND 56		(598.22)	(1,012.28)
07/04/2021	Bank Data Service	04/12/2021	michelle@pamilyaaccosuntants.com.au	Bank Statement	PIMCO Funds 800121436 DVND 56		(20.04)	(1,032.32)
30/06/2021	michelle@pamilyaaccosuntants.com.au	04/12/2021	michelle@pamilyaaccosuntants.com.au	General Journal	Pimco Global Bond Received		(50.90)	(1,083.22)
30/06/2021	michelle@pamilyaaccosuntants.com.au	04/12/2021		General Journal	ETL0018AU - Pimco Global Bond Fund - Wholesale - Custom Tax Data - 30/06/2021		0.00	(1,083.22)
							(1,083.22)	(1,083.22)
<u>Fidelity Aust Equities Fund (FID0008AU)</u>								

Holman Family Superannuation Fund

General Ledger - Audit View

For The Period 01 July 2020 - 30 June 2021

Transaction Date	Transaction Source	Processed Date	Last Modified By	Transaction Type	Description	Units	Amount \$	Balance \$
13/11/2020	Bank Data Service	04/12/2021	michelle@pamilyaacco untants.com.au	Bank Statement	FIL RESPONSIBLE FIL0003573863 50 [System Matched Income Data]		(463.09)	(463.09)
12/04/2021	Bank Data Service	04/12/2021	michelle@pamilyaacco untants.com.au	Bank Statement	FIL RESPONSIBLE FIL0003690113 50		(92.48)	(555.57)
30/06/2021	michelle@pamilyaacco untants.com.au	04/12/2021	michelle@pamilyaacco untants.com.au	General Journal	Fidelity Aust received		(2,523.63)	(3,079.20)
30/06/2021	michelle@pamilyaacco untants.com.au	04/12/2021		General Journal	FID0008AU - Fidelity Aust Equities Fund - Generate Tax Data - 30/06/2021		0.00	(3,079.20)
							(3,079.20)	(3,079.20)
<u>IFP Global Franchise (MAQ0404AU)</u>								
30/06/2021	michelle@pamilyaacco untants.com.au	04/12/2021	michelle@pamilyaacco untants.com.au	General Journal	IFP Global Received		(2,355.65)	(2,355.65)
30/06/2021	michelle@pamilyaacco untants.com.au	04/12/2021		General Journal	MAQ0404AU - IFP Global Franchise - Custom Tax Data - 30/06/2021		0.00	(2,355.65)
							(2,355.65)	(2,355.65)
<u>Arrowstreet Global Equity Fund (MAQ0464AU)</u>								
12/01/2021	Bank Data Service	04/12/2021	michelle@pamilyaacco untants.com.au	Bank Statement	MIML 1 85216 14077 50		(89.44)	(89.44)
30/06/2021	michelle@pamilyaacco untants.com.au	04/12/2021	michelle@pamilyaacco untants.com.au	General Journal	Arrowstreet Received		(6,975.59)	(7,065.03)
30/06/2021	michelle@pamilyaacco untants.com.au	04/12/2021		General Journal	MAQ0464AU - Arrowstreet Global Equity Fund - Custom Tax Data - 30/06/2021		0.00	(7,065.03)
							(7,065.03)	(7,065.03)
<u>Magellan Global Fund (MGE0001AU)</u>								
19/11/2020	Bank Data Service	04/12/2021	michelle@pamilyaacco untants.com.au	Bank Statement	MAGELLAN MAGELLAN0002113338 50		(734.22)	(734.22)
30/06/2021	michelle@pamilyaacco untants.com.au	04/12/2021	michelle@pamilyaacco untants.com.au	General Journal	Magellan Global Received		(767.33)	(1,501.55)
30/06/2021	michelle@pamilyaacco untants.com.au	04/12/2021		General Journal	MGE0001AU - Magellan Global Fund - Generate Tax Data - 30/06/2021		0.00	(1,501.55)
							(1,501.55)	(1,501.55)
<u>Magellan Infrastructure Fd (MGE0002AU9)</u>								
15/01/2021	Bank Data Service	04/12/2021	michelle@pamilyaacco untants.com.au	Bank Statement	MAGELLAN MAGELLAN0002174253 50 [System Matched Income Data]		(695.54)	(695.54)
30/06/2021	michelle@pamilyaacco untants.com.au	04/12/2021	michelle@pamilyaacco untants.com.au	General Journal	Magellan Infra Received		(695.56)	(1,391.10)

Holman Family Superannuation Fund

General Ledger - Audit View

For The Period 01 July 2020 - 30 June 2021

Transaction Date	Transaction Source	Processed Date	Last Modified By	Transaction Type	Description	Units	Amount \$	Balance \$
30/06/2021	michelle@pamilyaacco untants.com.au	04/12/2021		General Journal	MGE0002AU9 - Magellan Infrastructure Fd - Generate Tax Data - 30/06/2021		0.00	(1,391.10)
							(1,391.10)	(1,391.10)
<u>Platinum - International Fund (PLA0002AU)</u>								
30/06/2021	michelle@pamilyaacco untants.com.au	04/12/2021	michelle@pamilyaacco untants.com.au	General Journal	Platinum Inter Received		(1,538.90)	(1,538.90)
30/06/2021	michelle@pamilyaacco untants.com.au	04/12/2021		General Journal	PLA0002AU - Platinum - International Fund - Generate Tax Data - 30/06/2021		0.00	(1,538.90)
							(1,538.90)	(1,538.90)
<u>Platinum - Japan Fund (PLA0003AU)</u>								
30/06/2021	michelle@pamilyaacco untants.com.au	04/12/2021	michelle@pamilyaacco untants.com.au	General Journal	Platinum - Japan received		(689.09)	(689.09)
30/06/2021	michelle@pamilyaacco untants.com.au	04/12/2021		General Journal	PLA0003AU - Platinum - Japan Fund - Generate Tax Data - 30/06/2021		0.00	(689.09)
							(689.09)	(689.09)
<u>Platinum - Asia Fund (PLA0004AU)</u>								
30/06/2021	michelle@pamilyaacco untants.com.au	04/12/2021	michelle@pamilyaacco untants.com.au	General Journal	Platinum Asia Received		(7,009.76)	(7,009.76)
30/06/2021	michelle@pamilyaacco untants.com.au	04/12/2021		General Journal	PLA0004AU - Platinum - Asia Fund - Generate Tax Data - 30/06/2021		0.00	(7,009.76)
							(7,009.76)	(7,009.76)
<u>Schroder Wholesale Aust Equity Fund (SCH0101AU)</u>								
07/01/2021	Bank Data Service	04/12/2021	michelle@pamilyaacco untants.com.au	Bank Statement	SCHRODER INVESTM SCH0003615375 50		(664.98)	(664.98)
30/06/2021	michelle@pamilyaacco untants.com.au	04/12/2021	michelle@pamilyaacco untants.com.au	General Journal	Schroders Received		(742.96)	(1,407.94)
30/06/2021	michelle@pamilyaacco untants.com.au	04/12/2021		General Journal	SCH0101AU - Schroder Wholesale Aust Equity Fund - Custom Tax Data - 30/06/2021		0.00	(1,407.94)
							(1,407.94)	(1,407.94)
<u>Plato Australian Shares Income Fund (WHT0039AU)</u>								
07/10/2020	Bank Data Service	04/12/2021	michelle@pamilyaacco untants.com.au	Bank Statement	RBC IST Distr aubqB26G0000093E DVND 56 [System Matched Income Data]		(1,422.42)	(1,422.42)
08/01/2021	Bank Data Service	04/12/2021	michelle@pamilyaacco untants.com.au	Bank Statement	RBC IST Distr aubqB26G0000098C DVND 56		(401.20)	(1,823.62)
09/04/2021	Bank Data Service	04/12/2021	michelle@pamilyaacco untants.com.au	Bank Statement	RBC IST Distr aubqB26G00000A1D DVND 56 [System Matched Income Data]		(1,544.83)	(3,368.45)

Holman Family Superannuation Fund

General Ledger - Audit View

For The Period 01 July 2020 - 30 June 2021

Transaction Date	Transaction Source	Processed Date	Last Modified By	Transaction Type	Description	Units	Amount \$	Balance \$
30/06/2021	michelle@pamilyaacco untants.com.au	04/12/2021	michelle@pamilyaacco untants.com.au	General Journal	Plato received		(108.92)	(3,477.37)
30/06/2021	michelle@pamilyaacco untants.com.au	04/12/2021		General Journal	WHT0039AU - Plato Australian Shares Income Fund - Custom Tax Data - 30/06/2021		0.00	(3,477.37)
							(3,477.37)	(3,477.37)
<u>Resolution Capital Glb Prop Sec CIB (WHT2080AU)</u>								
15/01/2021	Bank Data Service	04/12/2021	michelle@pamilyaacco untants.com.au	Bank Statement	RBC IST Distr aubqB26G000009E5 DVND 56		(364.39)	(364.39)
16/04/2021	Bank Data Service	04/12/2021	michelle@pamilyaacco untants.com.au	Bank Statement	RBC IST Distr aubqB26G00000A70 DVND 56		(131.54)	(495.93)
30/06/2021	michelle@pamilyaacco untants.com.au	04/12/2021	michelle@pamilyaacco untants.com.au	General Journal	Resolution Received		(149.63)	(645.56)
30/06/2021	michelle@pamilyaacco untants.com.au	04/12/2021		General Journal	WHT2080AU - Resolution Capital Glb Prop Sec CIB - Custom Tax Data - 30/06/2021		0.00	(645.56)
							(645.56)	(645.56)
Changes in Market Values of Investments (24700)								
<u>Changes in Market Values of Investments (24700)</u>								
30/11/2020	SYSTEM	29/11/2020		System Journal	Revaluation - 26/11/2020 @ \$2.013100 (Exit) - 24,022.372500 Units on hand (PLA0002AU)		(4,093.41)	(4,093.41)
30/11/2020	SYSTEM	29/11/2020		System Journal	Revaluation - 26/11/2020 @ \$3.100300 (Exit) - 13,001.010000 Units on hand (PLA0004AU)		(3,493.37)	(7,586.78)
30/11/2020	SYSTEM	29/11/2020		System Journal	Revaluation - 26/11/2020 @ \$0.979700 (Exit) - 20,515.976800 Units on hand (WHT2080AU)		514.95	(7,071.83)
30/11/2020	SYSTEM	29/11/2020		System Journal	Revaluation - 26/11/2020 @ \$0.693400 (Exit) - 48,757.160000 Units on hand (BTA0061AU)		(4,334.51)	(11,406.34)
30/11/2020	SYSTEM	29/11/2020		System Journal	Revaluation - 26/11/2020 @ \$4.277200 (Exit) - 8,224.760000 Units on hand (PLA0003AU)		(2,818.62)	(14,224.96)
30/11/2020	SYSTEM	29/11/2020		System Journal	Revaluation - 26/11/2020 @ \$1.017600 (Exit) - 39,556.962000 Units on hand (ETL0018AU)		87.03	(14,137.93)
30/11/2020	SYSTEM	29/11/2020		System Journal	Revaluation - 26/11/2020 @ \$5.068100 (Exit) - 10,981.770300 Units on hand (BNT0101AU)		(3,122.12)	(17,260.05)

Holman Family Superannuation Fund

General Ledger - Audit View

For The Period 01 July 2020 - 30 June 2021

Transaction Date	Transaction Source	Processed Date	Last Modified By	Transaction Type	Description	Units	Amount \$	Balance \$
30/11/2020	SYSTEM	29/11/2020		System Journal	Revaluation - 26/11/2020 @ \$1.016800 (Exit) - 49,407.114600 Units on hand (ETL0015AU)		326.09	(16,933.96)
30/11/2020	SYSTEM	29/11/2020		System Journal	Revaluation - 26/11/2020 @ \$1.307300 (Exit) - 25,665.704200 Units on hand (MGE0002AU)		(677.58)	(17,611.54)
30/11/2020	SYSTEM	29/11/2020		System Journal	Revaluation - 26/11/2020 @ \$1.337600 (Exit) - 42,593.065800 Units on hand (SCH0101AU)		(6,538.03)	(24,149.57)
30/11/2020	SYSTEM	29/11/2020		System Journal	Revaluation - 25/11/2020 @ \$1.053200 (Exit) - 36,917.397300 Units on hand (CSA0038AU)		(1,727.73)	(25,877.30)
30/11/2020	SYSTEM	29/11/2020		System Journal	Revaluation - 25/11/2020 @ \$2.225700 (Exit) - 16,858.670000 Units on hand (MAQ0404AU)		2,672.10	(23,205.20)
30/11/2020	SYSTEM	29/11/2020		System Journal	Revaluation - 26/11/2020 @ \$2.553900 (Exit) - 15,045.739000 Units on hand (MGE0001AU)		1,048.69	(22,156.51)
30/11/2020	SYSTEM	29/11/2020		System Journal	Revaluation - 26/11/2020 @ \$1.218900 (Exit) - 59,830.814100 Units on hand (WHT0039AU)		(5,713.84)	(27,870.35)
30/11/2020	SYSTEM	29/11/2020		System Journal	Revaluation - 25/11/2020 @ \$1.140500 (Exit) - 32,661.060000 Units on hand (MAQ0464AU)		(901.45)	(28,771.80)
30/11/2020	SYSTEM	29/11/2020		System Journal	Revaluation - 26/11/2020 @ \$34.901900 (Exit) - 1,816.530000 Units on hand (FID0008AU)		(4,106.99)	(32,878.79)
31/12/2020	SYSTEM	30/12/2020		System Journal	Revaluation - 29/12/2020 @ \$2.012200 (Exit) - 24,022.372500 Units on hand (PLA0002AU)		21.62	(32,857.17)
31/12/2020	SYSTEM	30/12/2020		System Journal	Revaluation - 29/12/2020 @ \$3.070000 (Exit) - 13,001.010000 Units on hand (PLA0004AU)		393.93	(32,463.24)
31/12/2020	SYSTEM	30/12/2020		System Journal	Revaluation - 29/12/2020 @ \$0.954800 (Exit) - 20,515.976800 Units on hand (WHT2080AU)		510.85	(31,952.39)
31/12/2020	SYSTEM	30/12/2020		System Journal	Revaluation - 29/12/2020 @ \$0.712100 (Exit) - 48,757.160000 Units on hand (BTA0061AU)		(911.76)	(32,864.15)
31/12/2020	SYSTEM	30/12/2020		System Journal	Revaluation - 29/12/2020 @ \$4.341600 (Exit) - 8,224.760000 Units on hand (PLA0003AU)		(529.68)	(33,393.83)

Holman Family Superannuation Fund

General Ledger - Audit View

For The Period 01 July 2020 - 30 June 2021

Transaction Date	Transaction Source	Processed Date	Last Modified By	Transaction Type	Description	Units	Amount \$	Balance \$
31/12/2020	SYSTEM	30/12/2020		System Journal	Revaluation - 29/12/2020 @ \$1.025100 (Exit) - 39,556.962000 Units on hand (ETL0018AU)		(296.68)	(33,690.51)
31/12/2020	SYSTEM	30/12/2020		System Journal	Revaluation - 29/12/2020 @ \$5.404400 (Exit) - 10,981.770300 Units on hand (BNT0101AU)		(3,693.17)	(37,383.68)
31/12/2020	SYSTEM	30/12/2020		System Journal	Revaluation - 29/12/2020 @ \$1.017300 (Exit) - 49,407.114600 Units on hand (ETL0015AU)		(24.71)	(37,408.39)
31/12/2020	SYSTEM	30/12/2020		System Journal	Revaluation - 24/12/2020 @ \$1.263400 (Exit) - 25,665.704200 Units on hand (MGE0002AU)		1,126.73	(36,281.66)
31/12/2020	SYSTEM	30/12/2020		System Journal	Revaluation - 29/12/2020 @ \$1.331900 (Exit) - 42,593.065800 Units on hand (SCH0101AU)		242.78	(36,038.88)
31/12/2020	SYSTEM	30/12/2020		System Journal	Revaluation - 24/12/2020 @ \$1.063000 (Exit) - 36,917.397300 Units on hand (CSA0038AU)		(361.79)	(36,400.67)
31/12/2020	SYSTEM	30/12/2020		System Journal	Revaluation - 29/12/2020 @ \$2.251600 (Exit) - 16,858.670000 Units on hand (MAQ0404AU)		(436.64)	(36,837.31)
31/12/2020	SYSTEM	30/12/2020		System Journal	Revaluation - 24/12/2020 @ \$2.429200 (Exit) - 15,045.739000 Units on hand (MGE0001AU)		1,876.20	(34,961.11)
31/12/2020	SYSTEM	30/12/2020		System Journal	Revaluation - 29/12/2020 @ \$1.239700 (Exit) - 59,830.814100 Units on hand (WHT0039AU)		(1,244.48)	(36,205.59)
31/12/2020	SYSTEM	30/12/2020		System Journal	Revaluation - 29/12/2020 @ \$1.164600 (Exit) - 32,661.060000 Units on hand (MAQ0464AU)		(787.13)	(36,992.72)
31/12/2020	SYSTEM	30/12/2020		System Journal	Revaluation - 29/12/2020 @ \$35.967800 (Exit) - 1,816.530000 Units on hand (FID0008AU)		(1,936.24)	(38,928.96)
31/01/2021	SYSTEM	30/01/2021		System Journal	Revaluation - 28/01/2021 @ \$2.023300 (Exit) - 24,022.372500 Units on hand (PLA0002AU)		(266.65)	(39,195.61)
31/01/2021	SYSTEM	30/01/2021		System Journal	Revaluation - 28/01/2021 @ \$3.239800 (Exit) - 13,001.010000 Units on hand (PLA0004AU)		(2,207.57)	(41,403.18)
31/01/2021	SYSTEM	30/01/2021		System Journal	Revaluation - 28/01/2021 @ \$0.944800 (Exit) - 20,515.976800 Units on hand (WHT2080AU)		205.16	(41,198.02)

Holman Family Superannuation Fund
General Ledger - Audit View

For The Period 01 July 2020 - 30 June 2021

Transaction Date	Transaction Source	Processed Date	Last Modified By	Transaction Type	Description	Units	Amount \$	Balance \$
31/01/2021	SYSTEM	30/01/2021		System Journal	Revaluation - 28/01/2021 @ \$0.671000 (Exit) - 48,757.160000 Units on hand (BTA0061AU)		2,003.92	(39,194.10)
31/01/2021	SYSTEM	30/01/2021		System Journal	Revaluation - 28/01/2021 @ \$4.443300 (Exit) - 8,224.760000 Units on hand (PLA0003AU)		(836.46)	(40,030.56)
31/01/2021	SYSTEM	30/01/2021		System Journal	Revaluation - 28/01/2021 @ \$1.008400 (Exit) - 39,556.962000 Units on hand (ETL0018AU)		660.60	(39,369.96)
31/01/2021	SYSTEM	30/01/2021		System Journal	Revaluation - 28/01/2021 @ \$5.384200 (Exit) - 10,981.770300 Units on hand (BNT0101AU)		221.83	(39,148.13)
31/01/2021	SYSTEM	30/01/2021		System Journal	Revaluation - 28/01/2021 @ \$1.009400 (Exit) - 49,407.114600 Units on hand (ETL0015AU)		390.32	(38,757.81)
31/01/2021	SYSTEM	30/01/2021		System Journal	Revaluation - 27/01/2021 @ \$1.220700 (Exit) - 25,665.704200 Units on hand (MGE0002AU)		1,095.92	(37,661.89)
31/01/2021	SYSTEM	30/01/2021		System Journal	Revaluation - 28/01/2021 @ \$1.325800 (Exit) - 42,593.065800 Units on hand (SCH0101AU)		259.81	(37,402.08)
31/01/2021	SYSTEM	30/01/2021		System Journal	Revaluation - 27/01/2021 @ \$1.070600 (Exit) - 36,917.397300 Units on hand (CSA0038AU)		(280.58)	(37,682.66)
31/01/2021	SYSTEM	30/01/2021		System Journal	Revaluation - 27/01/2021 @ \$2.257200 (Exit) - 16,858.670000 Units on hand (MAQ0404AU)		(94.41)	(37,777.07)
31/01/2021	SYSTEM	30/01/2021		System Journal	Revaluation - 27/01/2021 @ \$2.464000 (Exit) - 15,045.739000 Units on hand (MGE0001AU)		(523.59)	(38,300.66)
31/01/2021	SYSTEM	30/01/2021		System Journal	Revaluation - 28/01/2021 @ \$1.220900 (Exit) - 59,830.814100 Units on hand (WHT0039AU)		1,124.82	(37,175.84)
31/01/2021	SYSTEM	30/01/2021		System Journal	Revaluation - 27/01/2021 @ \$1.197000 (Exit) - 32,661.060000 Units on hand (MAQ0464AU)		(1,058.22)	(38,234.06)
31/01/2021	SYSTEM	30/01/2021		System Journal	Revaluation - 28/01/2021 @ \$35.602800 (Exit) - 1,816.530000 Units on hand (FID0008AU)		663.04	(37,571.02)
28/02/2021	SYSTEM	27/02/2021		System Journal	Revaluation - 24/02/2021 @ \$2.136700 (Exit) - 24,022.372500 Units on hand (PLA0002AU)		(2,724.13)	(40,295.15)

Holman Family Superannuation Fund
General Ledger - Audit View

For The Period 01 July 2020 - 30 June 2021

Transaction Date	Transaction Source	Processed Date	Last Modified By	Transaction Type	Description	Units	Amount \$	Balance \$
28/02/2021	SYSTEM	27/02/2021		System Journal	Revaluation - 24/02/2021 @ \$3.243100 (Exit) - 13,001.010000 Units on hand (PLA0004AU)		(42.91)	(40,338.06)
28/02/2021	SYSTEM	27/02/2021		System Journal	Revaluation - 24/02/2021 @ \$0.948800 (Exit) - 20,515.976800 Units on hand (WHT2080AU)		(82.07)	(40,420.13)
28/02/2021	SYSTEM	27/02/2021		System Journal	Revaluation - 24/02/2021 @ \$0.658000 (Exit) - 48,757.160000 Units on hand (BTA0061AU)		633.84	(39,786.29)
28/02/2021	SYSTEM	27/02/2021		System Journal	Revaluation - 24/02/2021 @ \$4.394500 (Exit) - 8,224.760000 Units on hand (PLA0003AU)		401.37	(39,384.92)
28/02/2021	SYSTEM	27/02/2021		System Journal	Revaluation - 24/02/2021 @ \$0.999900 (Exit) - 39,556.962000 Units on hand (ETL0018AU)		336.23	(39,048.69)
28/02/2021	SYSTEM	27/02/2021		System Journal	Revaluation - 24/02/2021 @ \$5.206900 (Exit) - 10,981.770300 Units on hand (BNT0101AU)		1,947.07	(37,101.62)
28/02/2021	SYSTEM	27/02/2021		System Journal	Revaluation - 24/02/2021 @ \$0.987700 (Exit) - 49,407.114600 Units on hand (ETL0015AU)		1,072.13	(36,029.49)
28/02/2021	SYSTEM	27/02/2021		System Journal	Revaluation - 24/02/2021 @ \$1.216400 (Exit) - 25,665.704200 Units on hand (MGE0002AU)		110.37	(35,919.12)
28/02/2021	SYSTEM	27/02/2021		System Journal	Revaluation - 24/02/2021 @ \$1.354600 (Exit) - 42,593.065800 Units on hand (SCH0101AU)		(1,226.68)	(37,145.80)
28/02/2021	SYSTEM	27/02/2021		System Journal	Revaluation - 23/02/2021 @ \$1.080100 (Exit) - 36,917.397300 Units on hand (CSA0038AU)		(350.71)	(37,496.51)
28/02/2021	SYSTEM	27/02/2021		System Journal	Revaluation - 24/02/2021 @ \$2.274800 (Exit) - 16,858.670000 Units on hand (MAQ0404AU)		(296.71)	(37,793.22)
28/02/2021	SYSTEM	27/02/2021		System Journal	Revaluation - 24/02/2021 @ \$2.407000 (Exit) - 15,045.739000 Units on hand (MGE0001AU)		857.61	(36,935.61)
28/02/2021	SYSTEM	27/02/2021		System Journal	Revaluation - 24/02/2021 @ \$1.233700 (Exit) - 59,830.814100 Units on hand (WHT0039AU)		(765.84)	(37,701.45)
28/02/2021	SYSTEM	27/02/2021		System Journal	Revaluation - 24/02/2021 @ \$1.228700 (Exit) - 32,661.060000 Units on hand (MAQ0464AU)		(1,035.35)	(38,736.80)

Holman Family Superannuation Fund

General Ledger - Audit View

For The Period 01 July 2020 - 30 June 2021

Transaction Date	Transaction Source	Processed Date	Last Modified By	Transaction Type	Description	Units	Amount \$	Balance \$
28/02/2021	SYSTEM	27/02/2021		System Journal	Revaluation - 24/02/2021 @ \$36.397700 (Exit) - 1,816.530000 Units on hand (FID0008AU)		(1,443.96)	(40,180.76)
31/03/2021	SYSTEM	30/03/2021		System Journal	Revaluation - 29/03/2021 @ \$2.187000 (Exit) - 24,022.372500 Units on hand (PLA0002AU)		(1,208.33)	(41,389.09)
31/03/2021	SYSTEM	30/03/2021		System Journal	Revaluation - 29/03/2021 @ \$3.207600 (Exit) - 13,001.010000 Units on hand (PLA0004AU)		461.54	(40,927.55)
31/03/2021	SYSTEM	30/03/2021		System Journal	Revaluation - 29/03/2021 @ \$0.996100 (Exit) - 20,515.976800 Units on hand (WHT2080AU)		(970.40)	(41,897.95)
31/03/2021	SYSTEM	30/03/2021		System Journal	Revaluation - 29/03/2021 @ \$0.685800 (Exit) - 48,757.160000 Units on hand (BTA0061AU)		(1,355.45)	(43,253.40)
31/03/2021	SYSTEM	30/03/2021		System Journal	Revaluation - 29/03/2021 @ \$4.679600 (Exit) - 8,224.760000 Units on hand (PLA0003AU)		(2,344.88)	(45,598.28)
31/03/2021	SYSTEM	30/03/2021		System Journal	Revaluation - 29/03/2021 @ \$0.992900 (Exit) - 39,556.962000 Units on hand (ETL0018AU)		276.90	(45,321.38)
31/03/2021	SYSTEM	30/03/2021		System Journal	Revaluation - 29/03/2021 @ \$5.153800 (Exit) - 10,981.770300 Units on hand (BNT0101AU)		583.13	(44,738.25)
31/03/2021	SYSTEM	30/03/2021		System Journal	Revaluation - 29/03/2021 @ \$0.984000 (Exit) - 49,407.114600 Units on hand (ETL0015AU)		182.81	(44,555.44)
31/03/2021	SYSTEM	30/03/2021		System Journal	Revaluation - 26/03/2021 @ \$1.275100 (Exit) - 25,665.704200 Units on hand (MGE0002AU)		(1,506.58)	(46,062.02)
31/03/2021	SYSTEM	30/03/2021		System Journal	Revaluation - 29/03/2021 @ \$1.383600 (Exit) - 42,593.065800 Units on hand (SCH0101AU)		(1,235.20)	(47,297.22)
31/03/2021	SYSTEM	30/03/2021		System Journal	Revaluation - 26/03/2021 @ \$1.086000 (Exit) - 36,917.397300 Units on hand (CSA0038AU)		(217.81)	(47,515.03)
31/03/2021	SYSTEM	30/03/2021		System Journal	Revaluation - 29/03/2021 @ \$2.426100 (Exit) - 16,858.670000 Units on hand (MAQ0404AU)		(2,550.72)	(50,065.75)
31/03/2021	SYSTEM	30/03/2021		System Journal	Revaluation - 26/03/2021 @ \$2.527500 (Exit) - 15,045.739000 Units on hand (MGE0001AU)		(1,813.02)	(51,878.77)

Holman Family Superannuation Fund
General Ledger - Audit View

For The Period 01 July 2020 - 30 June 2021

Transaction Date	Transaction Source	Processed Date	Last Modified By	Transaction Type	Description	Units	Amount \$	Balance \$
31/03/2021	SYSTEM	30/03/2021		System Journal	Revaluation - 29/03/2021 @ \$1.259900 (Exit) - 59,830.814100 Units on hand (WHT0039AU)		(1,567.56)	(53,446.33)
31/03/2021	SYSTEM	30/03/2021		System Journal	Revaluation - 29/03/2021 @ \$1.274100 (Exit) - 32,661.060000 Units on hand (MAQ0464AU)		(1,482.82)	(54,929.15)
31/03/2021	SYSTEM	30/03/2021		System Journal	Revaluation - 29/03/2021 @ \$36.777000 (Exit) - 1,816.530000 Units on hand (FID0008AU)		(689.01)	(55,618.16)
30/04/2021	SYSTEM	29/04/2021		System Journal	Revaluation - 28/04/2021 @ \$2.184000 (Exit) - 24,022.372500 Units on hand (PLA0002AU)		72.07	(55,546.09)
30/04/2021	SYSTEM	29/04/2021		System Journal	Revaluation - 28/04/2021 @ \$3.212100 (Exit) - 13,001.010000 Units on hand (PLA0004AU)		(58.50)	(55,604.59)
30/04/2021	SYSTEM	29/04/2021		System Journal	Revaluation - 28/04/2021 @ \$1.022700 (Exit) - 20,515.976800 Units on hand (WHT2080AU)		(545.73)	(56,150.32)
30/04/2021	SYSTEM	29/04/2021		System Journal	Revaluation - 28/04/2021 @ \$0.713500 (Exit) - 48,757.160000 Units on hand (BTA0061AU)		(1,350.57)	(57,500.89)
30/04/2021	SYSTEM	29/04/2021		System Journal	Revaluation - 28/04/2021 @ \$4.520900 (Exit) - 8,224.760000 Units on hand (PLA0003AU)		1,305.27	(56,195.62)
30/04/2021	SYSTEM	29/04/2021		System Journal	Revaluation - 28/04/2021 @ \$0.994300 (Exit) - 39,556.962000 Units on hand (ETL0018AU)		(55.38)	(56,251.00)
30/04/2021	SYSTEM	29/04/2021		System Journal	Revaluation - 28/04/2021 @ \$5.605900 (Exit) - 10,981.770300 Units on hand (BNT0101AU)		(4,964.86)	(61,215.86)
30/04/2021	SYSTEM	29/04/2021		System Journal	Revaluation - 28/04/2021 @ \$0.986600 (Exit) - 49,407.114600 Units on hand (ETL0015AU)		(128.46)	(61,344.32)
30/04/2021	SYSTEM	29/04/2021		System Journal	Revaluation - 27/04/2021 @ \$1.314400 (Exit) - 25,665.704200 Units on hand (MGE0002AU)		(1,008.66)	(62,352.98)
30/04/2021	SYSTEM	29/04/2021		System Journal	Revaluation - 28/04/2021 @ \$1.416200 (Exit) - 42,593.065800 Units on hand (SCH0101AU)		(1,388.53)	(63,741.51)
30/04/2021	SYSTEM	29/04/2021		System Journal	Revaluation - 27/04/2021 @ \$1.077500 (Exit) - 36,917.397300 Units on hand (CSA0038AU)		313.79	(63,427.72)

Holman Family Superannuation Fund

General Ledger - Audit View

For The Period 01 July 2020 - 30 June 2021

Transaction Date	Transaction Source	Processed Date	Last Modified By	Transaction Type	Description	Units	Amount \$	Balance \$
30/04/2021	SYSTEM	29/04/2021		System Journal	Revaluation - 28/04/2021 @ \$2.452500 (Exit) - 16,858.670000 Units on hand (MAQ0404AU)		(445.07)	(63,872.79)
30/04/2021	SYSTEM	29/04/2021		System Journal	Revaluation - 27/04/2021 @ \$2.625200 (Exit) - 15,045.739000 Units on hand (MGE0001AU)		(1,469.96)	(65,342.75)
30/04/2021	SYSTEM	29/04/2021		System Journal	Revaluation - 28/04/2021 @ \$1.271400 (Exit) - 59,830.814100 Units on hand (WHT0039AU)		(688.06)	(66,030.81)
30/04/2021	SYSTEM	29/04/2021		System Journal	Revaluation - 28/04/2021 @ \$1.310800 (Exit) - 32,661.060000 Units on hand (MAQ0464AU)		(1,198.66)	(67,229.47)
30/04/2021	SYSTEM	29/04/2021		System Journal	Revaluation - 28/04/2021 @ \$38.646500 (Exit) - 1,816.530000 Units on hand (FID0008AU)		(3,396.01)	(70,625.48)
31/05/2021	SYSTEM	30/05/2021		System Journal	Revaluation - 27/05/2021 @ \$2.234800 (Exit) - 24,022.372500 Units on hand (PLA0002AU)		(1,220.34)	(71,845.82)
31/05/2021	SYSTEM	30/05/2021		System Journal	Revaluation - 27/05/2021 @ \$3.236700 (Exit) - 13,001.010000 Units on hand (PLA0004AU)		(319.83)	(72,165.65)
31/05/2021	SYSTEM	30/05/2021		System Journal	Revaluation - 14/05/2021 @ \$1.024400 (Exit) - 20,515.976800 Units on hand (WHT2080AU)		(34.88)	(72,200.53)
31/05/2021	SYSTEM	30/05/2021		System Journal	Revaluation - 27/05/2021 @ \$0.712800 (Exit) - 48,757.160000 Units on hand (BTA0061AU)		34.13	(72,166.40)
31/05/2021	SYSTEM	30/05/2021		System Journal	Revaluation - 27/05/2021 @ \$4.504300 (Exit) - 8,224.760000 Units on hand (PLA0003AU)		136.53	(72,029.87)
31/05/2021	SYSTEM	30/05/2021		System Journal	Revaluation - 27/05/2021 @ \$0.995700 (Exit) - 39,556.962000 Units on hand (ETL0018AU)		(55.38)	(72,085.25)
31/05/2021	SYSTEM	30/05/2021		System Journal	Revaluation - 27/05/2021 @ \$5.412400 (Exit) - 10,981.770300 Units on hand (BNT0101AU)		2,124.98	(69,960.27)
31/05/2021	SYSTEM	30/05/2021		System Journal	Revaluation - 27/05/2021 @ \$0.993000 (Exit) - 49,407.114600 Units on hand (ETL0015AU)		(316.20)	(70,276.47)
31/05/2021	SYSTEM	30/05/2021		System Journal	Revaluation - 27/05/2021 @ \$1.319700 (Exit) - 25,665.704200 Units on hand (MGE0002AU)		(136.03)	(70,412.50)

Holman Family Superannuation Fund

General Ledger - Audit View

For The Period 01 July 2020 - 30 June 2021

Transaction Date	Transaction Source	Processed Date	Last Modified By	Transaction Type	Description	Units	Amount \$	Balance \$
31/05/2021	SYSTEM	30/05/2021		System Journal	Revaluation - 27/05/2021 @ \$1.426800 (Exit) - 42,593.065800 Units on hand (SCH0101AU)		(451.49)	(70,863.99)
31/05/2021	SYSTEM	30/05/2021		System Journal	Revaluation - 26/05/2021 @ \$1.068600 (Exit) - 36,917.397300 Units on hand (CSA0038AU)		328.57	(70,535.42)
31/05/2021	SYSTEM	30/05/2021		System Journal	Revaluation - 27/05/2021 @ \$2.491800 (Exit) - 16,858.670000 Units on hand (MAQ0404AU)		(662.54)	(71,197.96)
31/05/2021	SYSTEM	30/05/2021		System Journal	Revaluation - 27/05/2021 @ \$2.613000 (Exit) - 15,045.739000 Units on hand (MGE0001AU)		183.55	(71,014.41)
31/05/2021	SYSTEM	30/05/2021		System Journal	Revaluation - 27/05/2021 @ \$1.275100 (Exit) - 59,830.814100 Units on hand (WHT0039AU)		(221.37)	(71,235.78)
31/05/2021	SYSTEM	30/05/2021		System Journal	Revaluation - 27/05/2021 @ \$1.321800 (Exit) - 32,661.060000 Units on hand (MAQ0464AU)		(359.27)	(71,595.05)
31/05/2021	SYSTEM	30/05/2021		System Journal	Revaluation - 27/05/2021 @ \$39.050600 (Exit) - 1,816.530000 Units on hand (FID0008AU)		(734.06)	(72,329.11)
30/06/2021	SYSTEM	29/06/2021		System Journal	Revaluation - 28/06/2021 @ \$2.207100 (Exit) - 24,022.372500 Units on hand (PLA0002AU)		665.42	(71,663.69)
30/06/2021	SYSTEM	29/06/2021		System Journal	Revaluation - 28/06/2021 @ \$3.249400 (Exit) - 13,001.010000 Units on hand (PLA0004AU)		(165.11)	(71,828.80)
30/06/2021	SYSTEM	29/06/2021		System Journal	Revaluation - 28/06/2021 @ \$0.758000 (Exit) - 48,757.160000 Units on hand (BTA0061AU)		(2,203.83)	(74,032.63)
30/06/2021	SYSTEM	29/06/2021		System Journal	Revaluation - 28/06/2021 @ \$4.659300 (Exit) - 8,224.760000 Units on hand (PLA0003AU)		(1,274.83)	(75,307.46)
30/06/2021	SYSTEM	29/06/2021		System Journal	Revaluation - 28/06/2021 @ \$0.997500 (Exit) - 39,556.962000 Units on hand (ETL0018AU)		(71.20)	(75,378.66)
30/06/2021	SYSTEM	29/06/2021		System Journal	Revaluation - 28/06/2021 @ \$5.842000 (Exit) - 10,981.770300 Units on hand (BNT0101AU)		(4,717.77)	(80,096.43)
30/06/2021	SYSTEM	29/06/2021		System Journal	Revaluation - 28/06/2021 @ \$0.992100 (Exit) - 49,407.114600 Units on hand (ETL0015AU)		44.46	(80,051.97)

Holman Family Superannuation Fund
General Ledger - Audit View

For The Period 01 July 2020 - 30 June 2021

Transaction Date	Transaction Source	Processed Date	Last Modified By	Transaction Type	Description	Units	Amount \$	Balance \$
30/06/2021	SYSTEM	29/06/2021		System Journal	Revaluation - 25/06/2021 @ \$1.339400 (Exit) - 25,665.704200 Units on hand (MGE0002AU)		(505.61)	(80,557.58)
30/06/2021	SYSTEM	29/06/2021		System Journal	Revaluation - 28/06/2021 @ \$1.463500 (Exit) - 42,593.065800 Units on hand (SCH0101AU)		(1,563.16)	(82,120.74)
30/06/2021	SYSTEM	29/06/2021		System Journal	Revaluation - 25/06/2021 @ \$1.063200 (Exit) - 36,917.397300 Units on hand (CSA0038AU)		199.35	(81,921.39)
30/06/2021	SYSTEM	29/06/2021		System Journal	Revaluation - 28/06/2021 @ \$2.566800 (Exit) - 16,858.670000 Units on hand (MAQ0404AU)		(1,264.40)	(83,185.79)
30/06/2021	SYSTEM	29/06/2021		System Journal	Revaluation - 25/06/2021 @ \$2.719800 (Exit) - 15,045.739000 Units on hand (MGE0001AU)		(1,606.88)	(84,792.67)
30/06/2021	SYSTEM	29/06/2021		System Journal	Revaluation - 28/06/2021 @ \$1.311300 (Exit) - 59,830.814100 Units on hand (WHT0039AU)		(2,165.88)	(86,958.55)
30/06/2021	SYSTEM	29/06/2021		System Journal	Revaluation - 28/06/2021 @ \$1.372300 (Exit) - 32,661.060000 Units on hand (MAQ0464AU)		(1,649.38)	(88,607.93)
30/06/2021	SYSTEM	29/06/2021		System Journal	Revaluation - 28/06/2021 @ \$40.122600 (Exit) - 1,816.530000 Units on hand (FID0008AU)		(1,947.32)	(90,555.25)
30/06/2021	Michelle Gargar	04/12/2021		System Journal	Revaluation - 30/06/2021 @ \$2.155300 (Custom) - 24,022.372500 Units on hand (PLA0002AU)		1,244.36	(89,310.89)
30/06/2021	Michelle Gargar	04/12/2021		System Journal	Revaluation - 30/06/2021 @ \$0.008600 (Custom) - 23,008.230000 Units on hand (CPL0001AU)		156.46	(89,154.43)
30/06/2021	Michelle Gargar	04/12/2021		System Journal	Revaluation - 30/06/2021 @ \$2.722300 (Custom) - 13,001.010000 Units on hand (PLA0004AU)		6,852.83	(82,301.60)
30/06/2021	Michelle Gargar	04/12/2021		System Journal	Revaluation - 30/06/2021 @ \$1.096800 (Exit) - 20,515.976800 Units on hand (WHT2080AU)		(1,485.35)	(83,786.95)
30/06/2021	Michelle Gargar	04/12/2021		System Journal	Revaluation - 30/06/2021 @ \$0.667500 (Custom) - 48,757.160000 Units on hand (BTA0061AU)		4,412.53	(79,374.42)
30/06/2021	Michelle Gargar	04/12/2021		System Journal	Revaluation - 30/06/2021 @ \$4.573300 (Custom) - 8,224.760000 Units on hand (PLA0003AU)		707.33	(78,667.09)

Holman Family Superannuation Fund

General Ledger - Audit View

For The Period 01 July 2020 - 30 June 2021

Transaction Date	Transaction Source	Processed Date	Last Modified By	Transaction Type	Description	Units	Amount \$	Balance \$
30/06/2021	Michelle Gargar	04/12/2021		System Journal	Revaluation - 30/06/2021 @ \$0.998400 (Custom) - 39,556.962000 Units on hand (ETL0018AU)		(35.60)	(78,702.69)
30/06/2021	Michelle Gargar	04/12/2021		System Journal	Revaluation - 30/06/2021 @ \$5.428700 (Custom) - 10,981.770300 Units on hand (BNT0101AU)		4,538.76	(74,163.93)
30/06/2021	Michelle Gargar	04/12/2021		System Journal	Revaluation - 30/06/2021 @ \$0.994400 (Custom) - 49,407.114600 Units on hand (ETL0015AU)		(113.63)	(74,277.56)
30/06/2021	Michelle Gargar	04/12/2021		System Journal	Revaluation - 30/06/2021 @ \$1.293700 (Custom) - 25,665.704200 Units on hand (MGE0002AU)		1,172.92	(73,104.64)
30/06/2021	Michelle Gargar	04/12/2021		System Journal	Revaluation - 30/06/2021 @ \$1.451000 (Custom) - 42,593.065800 Units on hand (SCH0101AU)		532.41	(72,572.23)
30/06/2021	Michelle Gargar	04/12/2021		System Journal	Revaluation - 30/06/2021 @ \$1.049800 (Custom) - 36,917.397300 Units on hand (CSA0038AU)		494.70	(72,077.53)
30/06/2021	Michelle Gargar	04/12/2021		System Journal	Revaluation - 30/06/2021 @ \$2.438600 (Custom) - 16,858.670000 Units on hand (MAQ0404AU)		2,161.28	(69,916.25)
30/06/2021	Michelle Gargar	04/12/2021		System Journal	Revaluation - 30/06/2021 @ \$2.687600 (Custom) - 15,045.739000 Units on hand (MGE0001AU)		484.47	(69,431.78)
30/06/2021	Michelle Gargar	04/12/2021		System Journal	Revaluation - 30/06/2021 @ \$1.314300 (Custom) - 59,830.814100 Units on hand (WHT0039AU)		(179.49)	(69,611.27)
30/06/2021	Michelle Gargar	04/12/2021		System Journal	Revaluation - 30/06/2021 @ \$1.164800 (Custom) - 32,661.060000 Units on hand (MAQ0464AU)		6,777.17	(62,834.10)
30/06/2021	Michelle Gargar	04/12/2021		System Journal	Revaluation - 30/06/2021 @ \$0.040000 (Custom) - 25,000.000000 Units on hand (LMI0004AU)		400.00	(62,434.10)
30/06/2021	Michelle Gargar	04/12/2021		System Journal	Revaluation - 30/06/2021 @ \$39.031500 (Custom) - 1,816.530000 Units on hand (FID0008AU)		1,982.02	(60,452.08)
30/06/2021	Michelle Gargar	04/12/2021		System Journal	Revaluation - 30/06/2021 @ \$1.856800 (Custom) - 20,515.976800 Units on hand (WHT2080AU)		(15,592.15)	(76,044.23)
30/06/2021	Michelle Gargar	08/12/2021		System Journal	Revaluation - 30/06/2021 @ \$0.761200 (Custom) - 48,757.160000 Units on hand (BTA0061AU)		(4,568.55)	(80,612.78)

Holman Family Superannuation Fund

General Ledger - Audit View

For The Period 01 July 2020 - 30 June 2021

Transaction Date	Transaction Source	Processed Date	Last Modified By	Transaction Type	Description	Units	Amount \$	Balance \$
							(80,612.78)	(80,612.78)
<u>Interest Received (25000)</u>								
<u>Macquarie - Cash Management Account (MBL960895258)</u>								
31/07/2020	Bank Data Service	26/11/2021	michelle@familyaaccosuntants.com.au	Bank Statement	MACQUARIE CMA INTEREST PAID INTR 73		(2.96)	(2.96)
31/08/2020	Bank Data Service	26/11/2021	michelle@familyaaccosuntants.com.au	Bank Statement	MACQUARIE CMA INTEREST PAID INTR 73		(3.12)	(6.08)
30/09/2020	Bank Data Service	26/11/2021	michelle@familyaaccosuntants.com.au	Bank Statement	MACQUARIE CMA INTEREST PAID INTR 73		(2.76)	(8.84)
31/12/2020	Bank Data Service	26/11/2021	michelle@familyaaccosuntants.com.au	Bank Statement	MACQUARIE CMA INTEREST PAID INTR 73		(11.56)	(20.40)
29/01/2021	Bank Data Service	26/11/2021	michelle@familyaaccosuntants.com.au	Bank Statement	MACQUARIE CMA INTEREST PAID INTR 73		(5.62)	(26.02)
26/02/2021	Bank Data Service	26/11/2021	michelle@familyaaccosuntants.com.au	Bank Statement	MACQUARIE CMA INTEREST PAID INTR 73		(4.10)	(30.12)
31/03/2021	Bank Data Service	26/11/2021	michelle@familyaaccosuntants.com.au	Bank Statement	MACQUARIE CMA INTEREST PAID INTR 73		(3.94)	(34.06)
30/04/2021	Bank Data Service	26/11/2021	michelle@familyaaccosuntants.com.au	Bank Statement	MACQUARIE CMA INTEREST PAID INTR 73		(3.27)	(37.33)
31/05/2021	Bank Data Service	26/11/2021	michelle@familyaaccosuntants.com.au	Bank Statement	MACQUARIE CMA INTEREST PAID INTR 73		(2.73)	(40.06)
30/06/2021	Bank Data Service	26/11/2021	michelle@familyaaccosuntants.com.au	Bank Statement	MACQUARIE CMA INTEREST PAID INTR 73		(2.18)	(42.24)
							(42.24)	(42.24)
<u>Accountancy Fees (30100)</u>								
<u>Accountancy Fees (30100)</u>								
06/08/2020	Bank Data Service	04/12/2021	michelle@familyaaccosuntants.com.au	Bank Statement	SPINV#2712 BAS registration & lodgement		2,915.00	2,915.00
11/12/2020	Bank Data Service	08/12/2021	michelle@familyaaccosuntants.com.au	Bank Statement	P/P NAB N & GA HOLMAN 46		3,025.00	5,940.00
							5,940.00	5,940.00
<u>Administration Costs (30200)</u>								
<u>Administration Costs (30200)</u>								
11/12/2020	Bank Data Service	08/12/2021	michelle@familyaaccosuntants.com.au	Bank Statement	P/P NAB N & GA HOLMAN 46		275.00	275.00

Holman Family Superannuation Fund

General Ledger - Audit View

For The Period 01 July 2020 - 30 June 2021

Transaction Date	Transaction Source	Processed Date	Last Modified By	Transaction Type	Description	Units	Amount \$	Balance \$
							275.00	275.00
<u>ATO Supervisory Levy (30400)</u>								
<u>ATO Supervisory Levy (30400)</u>								
07/01/2021	Bank Data Service	04/12/2021	michelle@familyaaccosuntants.com.au	Bank Statement	ATO ATO005000014021900 50		259.00	259.00
							259.00	259.00
<u>Auditor's Remuneration (30700)</u>								
<u>Auditor's Remuneration (30700)</u>								
11/12/2020	Bank Data Service	08/12/2021	michelle@familyaaccosuntants.com.au	Bank Statement	P/P NAB N & GA HOLMAN 46		495.00	495.00
							495.00	495.00
<u>Investment Expenses (37500)</u>								
<u>Investment Expenses (00008)</u>								
15/07/2020	Bank Data Service	26/11/2021	michelle@familyaaccosuntants.com.au	Bank Statement	JUNE 2020 IMS FEE DT		2,516.99	2,516.99
15/10/2020	Bank Data Service	26/11/2021	michelle@familyaaccosuntants.com.au	Bank Statement	30 SEPTEMBER 2020 IMS FEE DT		2,539.72	5,056.71
15/01/2021	Bank Data Service	04/12/2021	michelle@familyaaccosuntants.com.au	Bank Statement	DECEMBER 2020 IMS FEE DT		2,622.97	7,679.68
15/04/2021	Bank Data Service	04/12/2021	michelle@familyaaccosuntants.com.au	Bank Statement	MARCH 2021 IMS FEE DT		2,633.74	10,313.42
							10,313.42	10,313.42
<u>Pensions Paid (41600)</u>								
<u>(Pensions Paid) Holman, Gwynneth - Pension (Account Based Pension 2) (HOLGWY00003P)</u>								
10/07/2020	Bank Data Service	07/08/2020		Bank Statement	P/P NAB N & GA HOLMAN 46		1,877.00	1,877.00
12/08/2020	Bank Data Service	13/08/2020		Bank Statement	P/P NAB N & GA HOLMAN 46		1,877.00	3,754.00
11/09/2020	Bank Data Service	12/09/2020		Bank Statement	P/P NAB N & GA HOLMAN 46		1,877.00	5,631.00
12/10/2020	Bank Data Service	04/12/2021	michelle@familyaaccosuntants.com.au	Bank Statement	P/P NAB N & GA HOLMAN 46		1,877.00	7,508.00
12/11/2020	Bank Data Service	13/11/2020		Bank Statement	P/P NAB N & GA HOLMAN 46		1,877.00	9,385.00
12/01/2021	Bank Data Service	13/01/2021		Bank Statement	P/P NAB N & GA HOLMAN 46		1,877.00	11,262.00
12/02/2021	Bank Data Service	13/02/2021		Bank Statement	P/P NAB N & GA HOLMAN 46		1,877.00	13,139.00

Holman Family Superannuation Fund

General Ledger - Audit View

For The Period 01 July 2020 - 30 June 2021

Transaction Date	Transaction Source	Processed Date	Last Modified By	Transaction Type	Description	Units	Amount \$	Balance \$
12/03/2021	Bank Data Service	13/03/2021		Bank Statement	P/P NAB N & GA HOLMAN 46		1,877.00	15,016.00
12/04/2021	Bank Data Service	13/04/2021		Bank Statement	P/P NAB N & GA HOLMAN 46		1,877.00	16,893.00
12/05/2021	Bank Data Service	13/05/2021		Bank Statement	P/P NAB N & GA HOLMAN 46		1,877.00	18,770.00
11/06/2021	Bank Data Service	12/06/2021		Bank Statement	P/P NAB N & GA HOLMAN 46		1,877.00	20,647.00
							20,647.00	20,647.00
<u>(Pensions Paid) Holman, Nicholas - Pension (Account Based Pension 2) (HOLNIC00003P)</u>								
10/07/2020	Bank Data Service	07/08/2020		Bank Statement	P/P NAB N & GA HOLMAN 46		3,700.00	3,700.00
12/08/2020	Bank Data Service	13/08/2020		Bank Statement	P/P NAB N & GA HOLMAN 46		3,700.00	7,400.00
11/09/2020	Bank Data Service	12/09/2020		Bank Statement	P/P NAB N & GA HOLMAN 46		3,700.00	11,100.00
12/10/2020	Bank Data Service	04/12/2021	michelle@familyaaccountants.com.au	Bank Statement	P/P NAB N & GA HOLMAN 46		3,700.00	14,800.00
12/11/2020	Bank Data Service	13/11/2020		Bank Statement	P/P NAB N & GA HOLMAN 46		3,700.00	18,500.00
11/12/2020	Bank Data Service	08/12/2021	michelle@familyaaccountants.com.au	Bank Statement	P/P NAB N & GA HOLMAN 46		1,782.00	20,282.00
12/01/2021	Bank Data Service	13/01/2021		Bank Statement	P/P NAB N & GA HOLMAN 46		3,700.00	23,982.00
12/02/2021	Bank Data Service	13/02/2021		Bank Statement	P/P NAB N & GA HOLMAN 46		3,700.00	27,682.00
12/03/2021	Bank Data Service	13/03/2021		Bank Statement	P/P NAB N & GA HOLMAN 46		3,700.00	31,382.00
12/04/2021	Bank Data Service	13/04/2021		Bank Statement	P/P NAB N & GA HOLMAN 46		3,700.00	35,082.00
12/05/2021	Bank Data Service	13/05/2021		Bank Statement	P/P NAB N & GA HOLMAN 46		3,700.00	38,782.00
11/06/2021	Bank Data Service	12/06/2021		Bank Statement	P/P NAB N & GA HOLMAN 46		3,700.00	42,482.00
							42,482.00	42,482.00
Income Tax Expense (48500)								
<u>Income Tax Expense (48500)</u>								
30/06/2021	Michelle Gargar	08/12/2021		System Journal	Create Entries - Franking Credits Adjustment - 30/06/2021		(2,741.85)	(2,741.85)
							(2,741.85)	(2,741.85)
Profit/Loss Allocation Account (49000)								
<u>Profit/Loss Allocation Account (49000)</u>								
10/07/2020	SYSTEM	07/08/2020		System Journal	System Member Journals		(1,877.00)	(1,877.00)
10/07/2020	SYSTEM	07/08/2020		System Journal	System Member Journals		(3,700.00)	(5,577.00)

Holman Family Superannuation Fund
General Ledger - Audit View

For The Period 01 July 2020 - 30 June 2021

Transaction Date	Transaction Source	Processed Date	Last Modified By	Transaction Type	Description	Units	Amount \$	Balance \$
12/08/2020	SYSTEM	13/08/2020		System Journal	System Member Journals		(1,877.00)	(7,454.00)
12/08/2020	SYSTEM	13/08/2020		System Journal	System Member Journals		(3,700.00)	(11,154.00)
11/09/2020	SYSTEM	12/09/2020		System Journal	System Member Journals		(1,877.00)	(13,031.00)
11/09/2020	SYSTEM	12/09/2020		System Journal	System Member Journals		(3,700.00)	(16,731.00)
12/10/2020	SYSTEM	04/12/2021		System Journal	System Member Journals		(1,877.00)	(18,608.00)
12/10/2020	SYSTEM	04/12/2021		System Journal	System Member Journals		(3,700.00)	(22,308.00)
12/11/2020	SYSTEM	13/11/2020		System Journal	System Member Journals		(1,877.00)	(24,185.00)
12/11/2020	SYSTEM	13/11/2020		System Journal	System Member Journals		(3,700.00)	(27,885.00)
11/12/2020	SYSTEM	08/12/2021		System Journal	System Member Journals		(1,782.00)	(29,667.00)
12/01/2021	SYSTEM	13/01/2021		System Journal	System Member Journals		(1,877.00)	(31,544.00)
12/01/2021	SYSTEM	13/01/2021		System Journal	System Member Journals		(3,700.00)	(35,244.00)
12/02/2021	SYSTEM	13/02/2021		System Journal	System Member Journals		(1,877.00)	(37,121.00)
12/02/2021	SYSTEM	13/02/2021		System Journal	System Member Journals		(3,700.00)	(40,821.00)
12/03/2021	SYSTEM	13/03/2021		System Journal	System Member Journals		(1,877.00)	(42,698.00)
12/03/2021	SYSTEM	13/03/2021		System Journal	System Member Journals		(3,700.00)	(46,398.00)
12/04/2021	SYSTEM	13/04/2021		System Journal	System Member Journals		(1,877.00)	(48,275.00)
12/04/2021	SYSTEM	13/04/2021		System Journal	System Member Journals		(3,700.00)	(51,975.00)
30/04/2021	SYSTEM	29/04/2021		System Journal	Profit/Loss Allocation - 30/04/2021		30,979.69	(20,995.31)
30/04/2021	SYSTEM	29/04/2021		System Journal	Profit/Loss Allocation - 30/04/2021		37,986.67	16,991.36
12/05/2021	SYSTEM	13/05/2021		System Journal	System Member Journals		(1,877.00)	15,114.36
12/05/2021	SYSTEM	13/05/2021		System Journal	System Member Journals		(3,700.00)	11,414.36
31/05/2021	SYSTEM	30/05/2021		System Journal	Profit/Loss Allocation - 31/05/2021		975.74	12,390.10
31/05/2021	SYSTEM	30/05/2021		System Journal	Profit/Loss Allocation - 31/05/2021		1,069.97	13,460.07
11/06/2021	SYSTEM	12/06/2021		System Journal	System Member Journals		(1,877.00)	11,583.07
11/06/2021	SYSTEM	12/06/2021		System Journal	System Member Journals		(3,700.00)	7,883.07
30/06/2021	SYSTEM	29/06/2021		System Journal	Profit/Loss Allocation - 30/06/2021		8,434.59	16,317.66
30/06/2021	SYSTEM	29/06/2021		System Journal	Profit/Loss Allocation - 30/06/2021		10,129.79	26,447.45
30/06/2021	Michelle Gargar	08/12/2021		System Journal	Create Entries - Profit/Loss Allocation - 30/06/2021		11,825.72	38,273.17
30/06/2021	Michelle Gargar	08/12/2021		System Journal	Create Entries - Profit/Loss Allocation -		8,907.26	47,180.43

Holman Family Superannuation Fund

General Ledger - Audit View

For The Period 01 July 2020 - 30 June 2021

Transaction Date	Transaction Source	Processed Date	Last Modified By	Transaction Type	Description	Units	Amount \$	Balance \$
					30/06/2021		47,180.43	47,180.43
Opening Balance (50010)								
<u>(Opening Balance) Holman, Gwynneth - Pension (Account Based Pension 2) (HOLGWY00003P)</u>								
01/07/2020	Opening Balance				Opening Balance			(365,712.99)
01/07/2020	99625	25/11/2021		System Journal	Close Period Journal		28,959.41	(336,753.58)
							28,959.41	(336,753.58)
<u>(Opening Balance) Holman, Nicholas - Pension (Account Based Pension 2) (HOLNIC00003P)</u>								
01/07/2020	Opening Balance				Opening Balance			(478,118.11)
01/07/2020	99625	25/11/2021		System Journal	Close Period Journal		52,674.10	(425,444.01)
							52,674.10	(425,444.01)
Share of Profit/(Loss) (53100)								
<u>(Share of Profit/(Loss)) Holman, Gwynneth - Pension (Account Based Pension 2) (HOLGWY00003P)</u>								
01/07/2020	Opening Balance				Opening Balance			6,435.41
01/07/2020	99625	25/11/2021		System Journal	Close Period Journal		(6,435.41)	0.00
30/04/2021	SYSTEM	29/04/2021		System Journal	Profit/Loss Allocation - 30/04/2021		(30,979.69)	(30,979.69)
31/05/2021	SYSTEM	30/05/2021		System Journal	Profit/Loss Allocation - 31/05/2021		(975.74)	(31,955.43)
30/06/2021	SYSTEM	29/06/2021		System Journal	Profit/Loss Allocation - 30/06/2021		(8,434.59)	(40,390.02)
30/06/2021	Michelle Gargar	08/12/2021		System Journal	Create Entries - Profit/Loss Allocation - 30/06/2021		(8,907.26)	(49,297.28)
							(55,732.69)	(49,297.28)
<u>(Share of Profit/(Loss)) Holman, Nicholas - Pension (Account Based Pension 2) (HOLNIC00003P)</u>								
01/07/2020	Opening Balance				Opening Balance			8,274.10
01/07/2020	99625	25/11/2021		System Journal	Close Period Journal		(8,274.10)	0.00
30/04/2021	SYSTEM	29/04/2021		System Journal	Profit/Loss Allocation - 30/04/2021		(37,986.67)	(37,986.67)
31/05/2021	SYSTEM	30/05/2021		System Journal	Profit/Loss Allocation - 31/05/2021		(1,069.97)	(39,056.64)
30/06/2021	SYSTEM	29/06/2021		System Journal	Profit/Loss Allocation - 30/06/2021		(10,129.79)	(49,186.43)
30/06/2021	Michelle Gargar	08/12/2021		System Journal	Create Entries - Profit/Loss Allocation - 30/06/2021		(11,825.72)	(61,012.15)

Holman Family Superannuation Fund

General Ledger - Audit View

For The Period 01 July 2020 - 30 June 2021

Transaction Date	Transaction Source	Processed Date	Last Modified By	Transaction Type	Description	Units	Amount \$	Balance \$
							(69,286.25)	(61,012.15)
Pensions Paid (54160)								
<u>(Pensions Paid) Holman, Gwynneth - Pension (Account Based Pension 2) (HOLGWY00003P)</u>								
01/07/2020	Opening Balance				Opening Balance			22,524.00
01/07/2020	99625	25/11/2021		System Journal	Close Period Journal		(22,524.00)	0.00
10/07/2020	SYSTEM	07/08/2020		System Journal	System Member Journals		1,877.00	1,877.00
12/08/2020	SYSTEM	13/08/2020		System Journal	System Member Journals		1,877.00	3,754.00
11/09/2020	SYSTEM	12/09/2020		System Journal	System Member Journals		1,877.00	5,631.00
12/10/2020	SYSTEM	04/12/2021		System Journal	System Member Journals		1,877.00	7,508.00
12/11/2020	SYSTEM	13/11/2020		System Journal	System Member Journals		1,877.00	9,385.00
12/01/2021	SYSTEM	13/01/2021		System Journal	System Member Journals		1,877.00	11,262.00
12/02/2021	SYSTEM	13/02/2021		System Journal	System Member Journals		1,877.00	13,139.00
12/03/2021	SYSTEM	13/03/2021		System Journal	System Member Journals		1,877.00	15,016.00
12/04/2021	SYSTEM	13/04/2021		System Journal	System Member Journals		1,877.00	16,893.00
12/05/2021	SYSTEM	13/05/2021		System Journal	System Member Journals		1,877.00	18,770.00
11/06/2021	SYSTEM	12/06/2021		System Journal	System Member Journals		1,877.00	20,647.00
							(1,877.00)	20,647.00
<u>(Pensions Paid) Holman, Nicholas - Pension (Account Based Pension 2) (HOLNIC00003P)</u>								
01/07/2020	Opening Balance				Opening Balance			44,400.00
01/07/2020	99625	25/11/2021		System Journal	Close Period Journal		(44,400.00)	0.00
10/07/2020	SYSTEM	07/08/2020		System Journal	System Member Journals		3,700.00	3,700.00
12/08/2020	SYSTEM	13/08/2020		System Journal	System Member Journals		3,700.00	7,400.00
11/09/2020	SYSTEM	12/09/2020		System Journal	System Member Journals		3,700.00	11,100.00
12/10/2020	SYSTEM	04/12/2021		System Journal	System Member Journals		3,700.00	14,800.00
12/11/2020	SYSTEM	13/11/2020		System Journal	System Member Journals		3,700.00	18,500.00
11/12/2020	SYSTEM	08/12/2021		System Journal	System Member Journals		1,782.00	20,282.00
12/01/2021	SYSTEM	13/01/2021		System Journal	System Member Journals		3,700.00	23,982.00
12/02/2021	SYSTEM	13/02/2021		System Journal	System Member Journals		3,700.00	27,682.00
12/03/2021	SYSTEM	13/03/2021		System Journal	System Member Journals		3,700.00	31,382.00

Holman Family Superannuation Fund

General Ledger - Audit View

For The Period 01 July 2020 - 30 June 2021

Transaction Date	Transaction Source	Processed Date	Last Modified By	Transaction Type	Description	Units	Amount \$	Balance \$
12/04/2021	SYSTEM	13/04/2021		System Journal	System Member Journals		3,700.00	35,082.00
12/05/2021	SYSTEM	13/05/2021		System Journal	System Member Journals		3,700.00	38,782.00
11/06/2021	SYSTEM	12/06/2021		System Journal	System Member Journals		3,700.00	42,482.00
							(1,918.00)	42,482.00
Bank Accounts (60400)								
<u>Macquarie - Cash Management Account (MBL960895258)</u>								
01/07/2020	Opening Balance				Opening Balance			52,564.69
07/07/2020	Bank Data Service	26/11/2021	michelle@pamilyaacco untants.com.au	Bank Statement	SCHRODER INVESTM SCH0003471139 50		783.71	53,348.40
08/07/2020	Bank Data Service	07/08/2020		Bank Statement	ATO ATO004000012268745 50		4,121.00	57,469.40
09/07/2020	Bank Data Service	26/11/2021	michelle@pamilyaacco untants.com.au	Bank Statement	MIML 1 85216 13693 50		3,354.97	60,824.37
09/07/2020	Bank Data Service	26/11/2021	michelle@pamilyaacco untants.com.au	Bank Statement	MIML 1 85216 13695 50		4,278.35	65,102.72
09/07/2020	Bank Data Service	07/08/2020		Bank Statement	ATO ATO005000012323856 50		179.00	65,281.72
10/07/2020	Bank Data Service	07/08/2020		Bank Statement	P/P NAB N & GA HOLMAN 46		(5,577.00)	59,704.72
10/07/2020	Bank Data Service	26/11/2021	michelle@pamilyaacco untants.com.au	Bank Statement	PIMCO Funds 800121436 DVND 56		1,032.64	60,737.36
10/07/2020	Bank Data Service	26/11/2021	michelle@pamilyaacco untants.com.au	Bank Statement	PIMCO Funds 800121436 DVND 56		1,070.74	61,808.10
10/07/2020	Bank Data Service	26/11/2021	michelle@pamilyaacco untants.com.au	Bank Statement	RBC IST Distr aubqB26G00000894 DVND 56		292.88	62,100.98
10/07/2020	Bank Data Service	26/11/2021	michelle@pamilyaacco untants.com.au	Bank Statement	RBC IST Distr aubqB26G000008ED DVND 56		502.24	62,603.22
14/07/2020	Bank Data Service	26/11/2021	michelle@pamilyaacco untants.com.au	Bank Statement	PLATINUM INVEST PIF 18320CPAMdis20 50		2,024.44	64,627.66
14/07/2020	Bank Data Service	26/11/2021	michelle@pamilyaacco untants.com.au	Bank Statement	PLATINUM INVEST PAF 18320CPAMdis20 50		3,229.85	67,857.51
14/07/2020	Bank Data Service	26/11/2021	michelle@pamilyaacco untants.com.au	Bank Statement	MAGELLAN MAGELLAN0000985406 50 [System Matched Income Data]		1,579.80	69,437.31
14/07/2020	Bank Data Service	26/11/2021	michelle@pamilyaacco untants.com.au	Bank Statement	MAGELLAN MAGELLAN0000992329 50		769.97	70,207.28
14/07/2020	Bank Data Service	26/11/2021	michelle@pamilyaacco untants.com.au	Bank Statement	BT SPW C13800496 50		1,494.81	71,702.09
14/07/2020	Bank Data Service	26/11/2021	michelle@pamilyaacco untants.com.au	Bank Statement	FPSL DISTRIBUTIO FPL DI 400245404 50		272.30	71,974.39

Holman Family Superannuation Fund

General Ledger - Audit View

For The Period 01 July 2020 - 30 June 2021

Transaction Date	Transaction Source	Processed Date	Last Modified By	Transaction Type	Description	Units	Amount \$	Balance \$
15/07/2020	Bank Data Service	26/11/2021	michelle@pamilyaaccos.com.au	Bank Statement	JUNE 2020 IMS FEE DT		(2,701.16)	69,273.23
15/07/2020	Bank Data Service	26/11/2021	michelle@pamilyaaccos.com.au	Bank Statement	RBC IST Distr aubqB26G0000092D DVND 56		6,005.75	75,278.98
16/07/2020	Bank Data Service	26/11/2021	michelle@pamilyaaccos.com.au	Bank Statement	FIL RESPONSIBLE FIL0003480302 50 [System Matched Income Data]		2,914.79	78,193.77
31/07/2020	Bank Data Service	26/11/2021	michelle@pamilyaaccos.com.au	Bank Statement	MACQUARIE CMA INTEREST PAID INTR 73		2.96	78,196.73
06/08/2020	Bank Data Service	04/12/2021	michelle@pamilyaaccos.com.au	Bank Statement	SPINV#2712 BAS registration & lodgement		(2,915.00)	75,281.73
07/08/2020	Bank Data Service	04/12/2021	michelle@pamilyaaccos.com.au	Bank Statement	FPSL DISTRIBUTIO FPL DI 400245404 50		107.58	75,389.31
12/08/2020	Bank Data Service	13/08/2020		Bank Statement	P/P NAB N & GA HOLMAN 46		(5,577.00)	69,812.31
31/08/2020	Bank Data Service	26/11/2021	michelle@pamilyaaccos.com.au	Bank Statement	MACQUARIE CMA INTEREST PAID INTR 73		3.12	69,815.43
04/09/2020	Bank Data Service	04/12/2021	michelle@pamilyaaccos.com.au	Bank Statement	FPSL DISTRIBUTIO FPL DI 400245404 50		108.91	69,924.34
11/09/2020	Bank Data Service	12/09/2020		Bank Statement	P/P NAB N & GA HOLMAN 46		(5,577.00)	64,347.34
30/09/2020	Bank Data Service	26/11/2021	michelle@pamilyaaccos.com.au	Bank Statement	MACQUARIE CMA INTEREST PAID INTR 73		2.76	64,350.10
05/10/2020	Bank Data Service	04/12/2021	michelle@pamilyaaccos.com.au	Bank Statement	PIMCO Funds 800121436 DVND 56		397.67	64,747.77
05/10/2020	Bank Data Service	04/12/2021	michelle@pamilyaaccos.com.au	Bank Statement	PIMCO Funds 800121436 DVND 56		414.06	65,161.83
07/10/2020	Bank Data Service	04/12/2021	michelle@pamilyaaccos.com.au	Bank Statement	RBC IST Distr aubqB26G0000093E DVND 56 [System Matched Income Data]		1,422.42	66,584.25
07/10/2020	Bank Data Service	04/12/2021	michelle@pamilyaaccos.com.au	Bank Statement	RBC IST Distr aubqB26G0000097E DVND 56 [System Matched Income Data]		51.45	66,635.70
08/10/2020	Bank Data Service	04/12/2021	michelle@pamilyaaccos.com.au	Bank Statement	FPSL DISTRIBUTIO FPL DI 400245404 50		110.02	66,745.72
09/10/2020	Bank Data Service	04/12/2021	michelle@pamilyaaccos.com.au	Bank Statement	BT SPW C13800496 50		78.01	66,823.73
12/10/2020	Bank Data Service	04/12/2021	michelle@pamilyaaccos.com.au	Bank Statement	P/P NAB N & GA HOLMAN 46		(5,577.00)	61,246.73
15/10/2020	Bank Data Service	26/11/2021	michelle@pamilyaaccos.com.au	Bank Statement	30 SEPTEMBER 2020 IMS FEE DT		(2,725.56)	58,521.17
06/11/2020	Bank Data Service	04/12/2021	michelle@pamilyaaccos.com.au	Bank Statement	FPSL DISTRIBUTIO FPL DI 400245404 50		110.18	58,631.35
12/11/2020	Bank Data Service	13/11/2020		Bank Statement	P/P NAB N & GA HOLMAN 46		(5,577.00)	53,054.35
13/11/2020	Bank Data Service	04/12/2021	michelle@pamilyaac	Bank Statement	FIL RESPONSIBLE FIL0003573863 50		463.09	53,517.44

Holman Family Superannuation Fund

General Ledger - Audit View

For The Period 01 July 2020 - 30 June 2021

Transaction Date	Transaction Source	Processed Date	Last Modified By	Transaction Type	Description	Units	Amount \$	Balance \$
			countants.com.au		[System Matched Income Data]			
19/11/2020	Bank Data Service	04/12/2021	michelle@pamilyaacco	Bank Statement	MAGELLAN MAGELLAN0002113338 50		734.22	54,251.66
07/12/2020	Bank Data Service	04/12/2021	michelle@pamilyaacco	Bank Statement	FPSL DISTRIBUTIO FPL DI 400245404 50		110.83	54,362.49
11/12/2020	Bank Data Service	08/12/2021	michelle@pamilyaacco	Bank Statement	P/P NAB N & GA HOLMAN 46		(5,577.00)	48,785.49
31/12/2020	Bank Data Service	26/11/2021	michelle@pamilyaacco	Bank Statement	MACQUARIE CMA INTEREST PAID INTR 73		11.56	48,797.05
06/01/2021	Bank Data Service	04/12/2021	michelle@pamilyaacco	Bank Statement	PIMCO Funds 800121436 DVND 56		325.90	49,122.95
06/01/2021	Bank Data Service	04/12/2021	michelle@pamilyaacco	Bank Statement	PIMCO Funds 800121436 DVND 56		598.22	49,721.17
07/01/2021	Bank Data Service	04/12/2021	michelle@pamilyaacco	Bank Statement	ATO ATO005000014021900 50		3,572.88	53,294.05
07/01/2021	Bank Data Service	04/12/2021	michelle@pamilyaacco	Bank Statement	SCHRODER INVESTM SCH0003615375 50		664.98	53,959.03
08/01/2021	Bank Data Service	04/12/2021	michelle@pamilyaacco	Bank Statement	RBC IST Distr aubqB26G0000098C DVND 56		401.20	54,360.23
11/01/2021	Bank Data Service	04/12/2021	michelle@pamilyaacco	Bank Statement	BT SPW C13800496 50		258.41	54,618.64
11/01/2021	Bank Data Service	04/12/2021	michelle@pamilyaacco	Bank Statement	FPSL DISTRIBUTIO FPL DI 400245404 50		113.07	54,731.71
12/01/2021	Bank Data Service	13/01/2021		Bank Statement	P/P NAB N & GA HOLMAN 46		(5,577.00)	49,154.71
12/01/2021	Bank Data Service	04/12/2021	michelle@pamilyaacco	Bank Statement	MIML 1 85216 14077 50		89.44	49,244.15
15/01/2021	Bank Data Service	04/12/2021	michelle@pamilyaacco	Bank Statement	DECEMBER 2020 IMS FEE DT		(2,814.90)	46,429.25
15/01/2021	Bank Data Service	04/12/2021	michelle@pamilyaacco	Bank Statement	MAGELLAN MAGELLAN0002174253 50 [System Matched Income Data]		695.54	47,124.79
15/01/2021	Bank Data Service	04/12/2021	michelle@pamilyaacco	Bank Statement	RBC IST Distr aubqB26G000009E5 DVND 56		364.39	47,489.18
29/01/2021	Bank Data Service	26/11/2021	michelle@pamilyaacco	Bank Statement	MACQUARIE CMA INTEREST PAID INTR 73		5.62	47,494.80
05/02/2021	Bank Data Service	04/12/2021	michelle@pamilyaacco	Bank Statement	FPSL DISTRIBUTIO FPL DI 400245404 50		114.14	47,608.94
12/02/2021	Bank Data Service	13/02/2021		Bank Statement	P/P NAB N & GA HOLMAN 46		(5,577.00)	42,031.94
26/02/2021	Bank Data Service	26/11/2021	michelle@pamilyaacco	Bank Statement	MACQUARIE CMA INTEREST PAID INTR 73		4.10	42,036.04
05/03/2021	Bank Data Service	04/12/2021	michelle@pamilyaac	Bank Statement	FPSL DISTRIBUTIO FPL DI 400245404 50		114.89	42,150.93

Holman Family Superannuation Fund

General Ledger - Audit View

For The Period 01 July 2020 - 30 June 2021

Transaction Date	Transaction Source	Processed Date	Last Modified By	Transaction Type	Description	Units	Amount \$	Balance \$
			countants.com.au					
12/03/2021	Bank Data Service	13/03/2021		Bank Statement	P/P NAB N & GA HOLMAN 46		(5,577.00)	36,573.93
31/03/2021	Bank Data Service	26/11/2021	michelle@familyaaccountants.com.au	Bank Statement	MACQUARIE CMA INTEREST PAID INTR 73		3.94	36,577.87
07/04/2021	Bank Data Service	04/12/2021	michelle@familyaaccountants.com.au	Bank Statement	PIMCO Funds 800121436 DVND 56		20.04	36,597.91
07/04/2021	Bank Data Service	04/12/2021	michelle@familyaaccountants.com.au	Bank Statement	PENDAL PENDAL0002243770 50		160.91	36,758.82
08/04/2021	Bank Data Service	04/12/2021	michelle@familyaaccountants.com.au	Bank Statement	RBC IST Distr aubqB26G00000A10 DVND 56		1.85	36,760.67
09/04/2021	Bank Data Service	04/12/2021	michelle@familyaaccountants.com.au	Bank Statement	RBC IST Distr aubqB26G00000A1D DVND 56 [System Matched Income Data]		1,544.83	38,305.50
12/04/2021	Bank Data Service	13/04/2021		Bank Statement	P/P NAB N & GA HOLMAN 46		(5,577.00)	32,728.50
12/04/2021	Bank Data Service	04/12/2021	michelle@familyaaccountants.com.au	Bank Statement	FIL RESPONSIBLE FIL0003690113 50		92.48	32,820.98
12/04/2021	Bank Data Service	04/12/2021	michelle@familyaaccountants.com.au	Bank Statement	FPSL DISTRIBUTIO FPL DI 400245404 50		333.59	33,154.57
15/04/2021	Bank Data Service	04/12/2021	michelle@familyaaccountants.com.au	Bank Statement	MARCH 2021 IMS FEE DT		(2,826.45)	30,328.12
16/04/2021	Bank Data Service	04/12/2021	michelle@familyaaccountants.com.au	Bank Statement	RBC IST Distr aubqB26G00000A70 DVND 56		131.54	30,459.66
30/04/2021	Bank Data Service	26/11/2021	michelle@familyaaccountants.com.au	Bank Statement	MACQUARIE CMA INTEREST PAID INTR 73		3.27	30,462.93
11/05/2021	Bank Data Service	04/12/2021	michelle@familyaaccountants.com.au	Bank Statement	FPSL DISTRIBUTIO FPL DI 400245404 50		338.81	30,801.74
12/05/2021	Bank Data Service	13/05/2021		Bank Statement	P/P NAB N & GA HOLMAN 46		(5,577.00)	25,224.74
31/05/2021	Bank Data Service	26/11/2021	michelle@familyaaccountants.com.au	Bank Statement	MACQUARIE CMA INTEREST PAID INTR 73		2.73	25,227.47
07/06/2021	Bank Data Service	04/12/2021	michelle@familyaaccountants.com.au	Bank Statement	FPSL DISTRIBUTIO FPL DI 400245404 50		335.51	25,562.98
11/06/2021	Bank Data Service	12/06/2021		Bank Statement	P/P NAB N & GA HOLMAN 46		(5,577.00)	19,985.98
30/06/2021	Bank Data Service	26/11/2021	michelle@familyaaccountants.com.au	Bank Statement	MACQUARIE CMA INTEREST PAID INTR 73		2.18	19,988.16
							(32,576.53)	19,988.16
Distributions Receivable (61800)								
<u>Hyperion Small Growth Companies Fund (BNT0101AU)</u>								
01/07/2020	Opening Balance				Opening Balance			6,005.75

Holman Family Superannuation Fund

General Ledger - Audit View

For The Period 01 July 2020 - 30 June 2021

Transaction Date	Transaction Source	Processed Date	Last Modified By	Transaction Type	Description	Units	Amount \$	Balance \$
15/07/2020	Bank Data Service	26/11/2021	michelle@pamilyaacco untants.com.au	Bank Statement	RBC IST Distr aubqB26G0000092D DVND 56		(6,005.75)	0.00
30/06/2021	michelle@pamilyaacco untants.com.au	04/12/2021	michelle@pamilyaacco untants.com.au	General Journal	Hyperion Small Received		4,765.58	4,765.58
							(1,240.17)	4,765.58
<u>Pendal Wholesale Property Securities (BTA0061AU)</u>								
01/07/2020	Opening Balance				Opening Balance			1,494.81
14/07/2020	Bank Data Service	26/11/2021	michelle@pamilyaacco untants.com.au	Bank Statement	BT SPW C13800496 50		(1,494.81)	0.00
30/06/2021	michelle@pamilyaacco untants.com.au	04/12/2021	michelle@pamilyaacco untants.com.au	General Journal	Pendal Received		4,569.55	4,569.55
							3,074.74	4,569.55
<u>Bentham Ws Global Income Fund (CSA0038AU)</u>								
01/07/2020	Opening Balance				Opening Balance			272.30
14/07/2020	Bank Data Service	26/11/2021	michelle@pamilyaacco untants.com.au	Bank Statement	FPSL DISTRIBUTIO FPL DI 400245404 50		(272.30)	0.00
30/06/2021	michelle@pamilyaacco untants.com.au	04/12/2021	michelle@pamilyaacco untants.com.au	General Journal	Bentham Received		419.02	419.02
							146.72	419.02
<u>Pimco Aust Bond Fund - Wholesale (ETL0015AU)</u>								
01/07/2020	Opening Balance				Opening Balance			1,032.64
10/07/2020	Bank Data Service	26/11/2021	michelle@pamilyaacco untants.com.au	Bank Statement	PIMCO Funds 800121436 DVND 56		(1,032.64)	0.00
30/06/2021	michelle@pamilyaacco untants.com.au	04/12/2021	michelle@pamilyaacco untants.com.au	General Journal	Pimco Aust Received		24.73	24.73
							(1,007.91)	24.73
<u>Pimco Global Bond Fund - Wholesale (ETL0018AU)</u>								
01/07/2020	Opening Balance				Opening Balance			1,070.74
10/07/2020	Bank Data Service	26/11/2021	michelle@pamilyaacco untants.com.au	Bank Statement	PIMCO Funds 800121436 DVND 56		(1,070.74)	0.00
30/06/2021	michelle@pamilyaacco untants.com.au	04/12/2021	michelle@pamilyaacco untants.com.au	General Journal	Pimco Global Bond Received		50.90	50.90
							(1,019.84)	50.90
<u>Fidelity Aust Equities Fund (FID0008AU)</u>								

Holman Family Superannuation Fund

General Ledger - Audit View

For The Period 01 July 2020 - 30 June 2021

Transaction Date	Transaction Source	Processed Date	Last Modified By	Transaction Type	Description	Units	Amount \$	Balance \$
01/07/2020	Opening Balance				Opening Balance			2,914.79
16/07/2020	Bank Data Service	26/11/2021	michelle@pamilyaacco untants.com.au	Bank Statement	FIL RESPONSIBLE FIL0003480302 50 [System Matched Income Data]		(2,914.79)	0.00
30/06/2021	michelle@pamilyaacco untants.com.au	04/12/2021	michelle@pamilyaacco untants.com.au	General Journal	Fidelity Aust received		2,523.63	2,523.63
							(391.16)	2,523.63
<u>LM Mortgage Income Fund (LMI0004AU)</u>								
01/07/2020	Opening Balance				Opening Balance			185.72
							0.00	185.72
<u>IFP Global Franchise (MAQ0404AU)</u>								
01/07/2020	Opening Balance				Opening Balance			4,278.35
09/07/2020	Bank Data Service	26/11/2021	michelle@pamilyaacco untants.com.au	Bank Statement	MIML 1 85216 13695 50		(4,278.35)	0.00
30/06/2021	michelle@pamilyaacco untants.com.au	04/12/2021	michelle@pamilyaacco untants.com.au	General Journal	IFP Global Received		2,355.65	2,355.65
							(1,922.70)	2,355.65
<u>Arrowstreet Global Equity Fund (MAQ0464AU)</u>								
01/07/2020	Opening Balance				Opening Balance			3,354.97
09/07/2020	Bank Data Service	26/11/2021	michelle@pamilyaacco untants.com.au	Bank Statement	MIML 1 85216 13693 50		(3,354.97)	0.00
30/06/2021	michelle@pamilyaacco untants.com.au	04/12/2021	michelle@pamilyaacco untants.com.au	General Journal	Arrowstreet Received		6,975.59	6,975.59
							3,620.62	6,975.59
<u>Magellan Global Fund (MGE0001AU)</u>								
01/07/2020	Opening Balance				Opening Balance			1,579.80
14/07/2020	Bank Data Service	26/11/2021	michelle@pamilyaacco untants.com.au	Bank Statement	MAGELLAN MAGELLAN0000985406 50 [System Matched Income Data]		(1,579.80)	0.00
30/06/2021	michelle@pamilyaacco untants.com.au	04/12/2021	michelle@pamilyaacco untants.com.au	General Journal	Magellan Global Received		767.33	767.33
							(812.47)	767.33
<u>Magellan Infrastructure Fd (MGE0002AU9)</u>								
01/07/2020	Opening Balance				Opening Balance			769.97
14/07/2020	Bank Data Service	26/11/2021	michelle@pamilyaac	Bank Statement	MAGELLAN MAGELLAN0000992329 50		(769.97)	0.00

Holman Family Superannuation Fund

General Ledger - Audit View

For The Period 01 July 2020 - 30 June 2021

Transaction Date	Transaction Source	Processed Date	Last Modified By	Transaction Type	Description	Units	Amount \$	Balance \$
			countants.com.au					
30/06/2021	michelle@familyaacco untants.com.au	04/12/2021	michelle@familyaacco untants.com.au	General Journal	Magellan Infra Received		695.56	695.56
							(74.41)	695.56
<u>Platinum - International Fund (PLA0002AU)</u>								
01/07/2020	Opening Balance				Opening Balance			2,024.44
14/07/2020	Bank Data Service	26/11/2021	michelle@familyaacco untants.com.au	Bank Statement	PLATINUM INVEST PIF 18320CPAMdis20 50		(2,024.44)	0.00
30/06/2021	michelle@familyaacco untants.com.au	04/12/2021	michelle@familyaacco untants.com.au	General Journal	Platinum Inter Received		1,538.90	1,538.90
30/06/2021	michelle@familyaacco untants.com.au	04/12/2021	michelle@familyaacco untants.com.au	General Journal	Platinum - Japan received		689.09	2,227.99
							203.55	2,227.99
<u>Platinum - Asia Fund (PLA0004AU)</u>								
01/07/2020	Opening Balance				Opening Balance			3,229.85
14/07/2020	Bank Data Service	26/11/2021	michelle@familyaacco untants.com.au	Bank Statement	PLATINUM INVEST PAF 18320CPAMdis20 50		(3,229.85)	0.00
30/06/2021	michelle@familyaacco untants.com.au	04/12/2021	michelle@familyaacco untants.com.au	General Journal	Platinum Asia Received		7,009.76	7,009.76
							3,779.91	7,009.76
<u>Schroder Wholesale Aust Equity Fund (SCH0101AU)</u>								
01/07/2020	Opening Balance				Opening Balance			783.71
07/07/2020	Bank Data Service	26/11/2021	michelle@familyaacco untants.com.au	Bank Statement	SCHRODER INVESTM SCH0003471139 50		(783.71)	0.00
30/06/2021	michelle@familyaacco untants.com.au	04/12/2021	michelle@familyaacco untants.com.au	General Journal	Schroders Received		742.96	742.96
							(40.75)	742.96
<u>Plato Australian Shares Income Fund (WHT0039AU)</u>								
01/07/2020	Opening Balance				Opening Balance			502.24
10/07/2020	Bank Data Service	26/11/2021	michelle@familyaacco untants.com.au	Bank Statement	RBC IST Distr aubqB26G000008ED DVND 56		(502.24)	0.00
30/06/2021	michelle@familyaacco untants.com.au	04/12/2021	michelle@familyaacco untants.com.au	General Journal	Plato received		108.92	108.92
							(393.32)	108.92

Holman Family Superannuation Fund

General Ledger - Audit View

For The Period 01 July 2020 - 30 June 2021

Transaction Date	Transaction Source	Processed Date	Last Modified By	Transaction Type	Description	Units	Amount \$	Balance \$
<u>Resolution Capital Glb Prop Sec CIB (WHT2080AU)</u>								
01/07/2020	Opening Balance				Opening Balance			292.88
10/07/2020	Bank Data Service	26/11/2021	michelle@pamilyaacco untants.com.au	Bank Statement	RBC IST Distr aubqB26G00000894 DVND 56		(292.88)	0.00
30/06/2021	michelle@pamilyaacco untants.com.au	04/12/2021	michelle@pamilyaacco untants.com.au	General Journal	Resolution Received		149.63	149.63
							(143.25)	149.63
Managed Investments (Australian) (74700)								
<u>Hyperion Small Growth Companies Fund (BNT0101AU)</u>								
01/07/2020	Opening Balance				Opening Balance	10,981.77		52,534.59
30/11/2020	SYSTEM	29/11/2020		System Journal	Revaluation - 26/11/2020 @ \$5.068100 (Exit) - 10,981.770300 Units on hand		3,122.12	55,656.71
31/12/2020	SYSTEM	30/12/2020		System Journal	Revaluation - 29/12/2020 @ \$5.404400 (Exit) - 10,981.770300 Units on hand		3,693.17	59,349.88
31/01/2021	SYSTEM	30/01/2021		System Journal	Revaluation - 28/01/2021 @ \$5.384200 (Exit) - 10,981.770300 Units on hand		(221.83)	59,128.05
28/02/2021	SYSTEM	27/02/2021		System Journal	Revaluation - 24/02/2021 @ \$5.206900 (Exit) - 10,981.770300 Units on hand		(1,947.07)	57,180.98
31/03/2021	SYSTEM	30/03/2021		System Journal	Revaluation - 29/03/2021 @ \$5.153800 (Exit) - 10,981.770300 Units on hand		(583.13)	56,597.85
30/04/2021	SYSTEM	29/04/2021		System Journal	Revaluation - 28/04/2021 @ \$5.605900 (Exit) - 10,981.770300 Units on hand		4,964.86	61,562.71
31/05/2021	SYSTEM	30/05/2021		System Journal	Revaluation - 27/05/2021 @ \$5.412400 (Exit) - 10,981.770300 Units on hand		(2,124.98)	59,437.73
30/06/2021	SYSTEM	29/06/2021		System Journal	Revaluation - 28/06/2021 @ \$5.842000 (Exit) - 10,981.770300 Units on hand		4,717.77	64,155.50
30/06/2021	Michelle Gargar	04/12/2021		System Journal	Revaluation - 30/06/2021 @ \$5.428700 (Custom) - 10,981.770300 Units on hand		(4,538.76)	59,616.74
						10,981.77	7,082.15	59,616.74
<u>Pendal Wholesale Property Securities (BTA0061AU)</u>								
01/07/2020	Opening Balance				Opening Balance	48,757.16		29,473.70
30/11/2020	SYSTEM	29/11/2020		System Journal	Revaluation - 26/11/2020 @ \$0.693400 (Exit) - 48,757.160000 Units on hand		4,334.51	33,808.21
31/12/2020	SYSTEM	30/12/2020		System Journal	Revaluation - 29/12/2020 @ \$0.712100 (Exit) - 48,757.160000 Units on hand		911.76	34,719.97
31/01/2021	SYSTEM	30/01/2021		System Journal	Revaluation - 28/01/2021 @ \$0.671000		(2,003.92)	32,716.05

Holman Family Superannuation Fund

General Ledger - Audit View

For The Period 01 July 2020 - 30 June 2021

Transaction Date	Transaction Source	Processed Date	Last Modified By	Transaction Type	Description	Units	Amount \$	Balance \$
					(Exit) - 48,757.160000 Units on hand			
28/02/2021	SYSTEM	27/02/2021		System Journal	Revaluation - 24/02/2021 @ \$0.658000 (Exit) - 48,757.160000 Units on hand		(633.84)	32,082.21
31/03/2021	SYSTEM	30/03/2021		System Journal	Revaluation - 29/03/2021 @ \$0.685800 (Exit) - 48,757.160000 Units on hand		1,355.45	33,437.66
30/04/2021	SYSTEM	29/04/2021		System Journal	Revaluation - 28/04/2021 @ \$0.713500 (Exit) - 48,757.160000 Units on hand		1,350.57	34,788.23
31/05/2021	SYSTEM	30/05/2021		System Journal	Revaluation - 27/05/2021 @ \$0.712800 (Exit) - 48,757.160000 Units on hand		(34.13)	34,754.10
30/06/2021	SYSTEM	29/06/2021		System Journal	Revaluation - 28/06/2021 @ \$0.758000 (Exit) - 48,757.160000 Units on hand		2,203.83	36,957.93
30/06/2021	Michelle Gargar	04/12/2021		System Journal	Revaluation - 30/06/2021 @ \$0.667500 (Custom) - 48,757.160000 Units on hand		(4,412.53)	32,545.40
30/06/2021	Michelle Gargar	08/12/2021		System Journal	Revaluation - 30/06/2021 @ \$0.761200 (Custom) - 48,757.160000 Units on hand		4,568.55	37,113.95
						48,757.16	7,640.25	37,113.95
<u>City Pacific - First Mortgage (CPL0001AU)</u>								
01/07/2020	Opening Balance				Opening Balance	23,008.23		354.33
30/06/2021	Michelle Gargar	04/12/2021		System Journal	Revaluation - 30/06/2021 @ \$0.008600 (Custom) - 23,008.230000 Units on hand		(156.46)	197.87
						23,008.23	(156.46)	197.87
<u>Bentham Ws Global Income Fund (CSA0038AU)</u>								
01/07/2020	Opening Balance				Opening Balance	36,917.40		37,153.67
30/11/2020	SYSTEM	29/11/2020		System Journal	Revaluation - 25/11/2020 @ \$1.053200 (Exit) - 36,917.397300 Units on hand		1,727.73	38,881.40
31/12/2020	SYSTEM	30/12/2020		System Journal	Revaluation - 24/12/2020 @ \$1.063000 (Exit) - 36,917.397300 Units on hand		361.79	39,243.19
31/01/2021	SYSTEM	30/01/2021		System Journal	Revaluation - 27/01/2021 @ \$1.070600 (Exit) - 36,917.397300 Units on hand		280.58	39,523.77
28/02/2021	SYSTEM	27/02/2021		System Journal	Revaluation - 23/02/2021 @ \$1.080100 (Exit) - 36,917.397300 Units on hand		350.71	39,874.48
31/03/2021	SYSTEM	30/03/2021		System Journal	Revaluation - 26/03/2021 @ \$1.086000 (Exit) - 36,917.397300 Units on hand		217.81	40,092.29
30/04/2021	SYSTEM	29/04/2021		System Journal	Revaluation - 27/04/2021 @ \$1.077500 (Exit) - 36,917.397300 Units on hand		(313.79)	39,778.50
31/05/2021	SYSTEM	30/05/2021		System Journal	Revaluation - 26/05/2021 @ \$1.068600 (Exit) - 36,917.397300 Units on hand		(328.57)	39,449.93
30/06/2021	SYSTEM	29/06/2021		System Journal	Revaluation - 25/06/2021 @ \$1.063200		(199.35)	39,250.58

Holman Family Superannuation Fund

General Ledger - Audit View

For The Period 01 July 2020 - 30 June 2021

Transaction Date	Transaction Source	Processed Date	Last Modified By	Transaction Type	Description	Units	Amount \$	Balance \$
					(Exit) - 36,917.397300 Units on hand			
30/06/2021	Michelle Gargar	04/12/2021		System Journal	Revaluation - 30/06/2021 @ \$1.049800 (Custom) - 36,917.397300 Units on hand		(494.70)	38,755.88
						36,917.40	1,602.21	38,755.88
<u>Pimco Aust Bond Fund - Wholesale (ETL0015AU)</u>								
01/07/2020	Opening Balance				Opening Balance	49,407.11		50,563.24
30/11/2020	SYSTEM	29/11/2020		System Journal	Revaluation - 26/11/2020 @ \$1.016800 (Exit) - 49,407.114600 Units on hand		(326.09)	50,237.15
31/12/2020	SYSTEM	30/12/2020		System Journal	Revaluation - 29/12/2020 @ \$1.017300 (Exit) - 49,407.114600 Units on hand		24.71	50,261.86
31/01/2021	SYSTEM	30/01/2021		System Journal	Revaluation - 28/01/2021 @ \$1.009400 (Exit) - 49,407.114600 Units on hand		(390.32)	49,871.54
28/02/2021	SYSTEM	27/02/2021		System Journal	Revaluation - 24/02/2021 @ \$0.987700 (Exit) - 49,407.114600 Units on hand		(1,072.13)	48,799.41
31/03/2021	SYSTEM	30/03/2021		System Journal	Revaluation - 29/03/2021 @ \$0.984000 (Exit) - 49,407.114600 Units on hand		(182.81)	48,616.60
30/04/2021	SYSTEM	29/04/2021		System Journal	Revaluation - 28/04/2021 @ \$0.986600 (Exit) - 49,407.114600 Units on hand		128.46	48,745.06
31/05/2021	SYSTEM	30/05/2021		System Journal	Revaluation - 27/05/2021 @ \$0.993000 (Exit) - 49,407.114600 Units on hand		316.20	49,061.26
30/06/2021	SYSTEM	29/06/2021		System Journal	Revaluation - 28/06/2021 @ \$0.992100 (Exit) - 49,407.114600 Units on hand		(44.46)	49,016.80
30/06/2021	Michelle Gargar	04/12/2021		System Journal	Revaluation - 30/06/2021 @ \$0.994400 (Custom) - 49,407.114600 Units on hand		113.63	49,130.43
						49,407.11	(1,432.81)	49,130.43
<u>Pimco Global Bond Fund - Wholesale (ETL0018AU)</u>								
01/07/2020	Opening Balance				Opening Balance	39,556.96		40,340.19
30/11/2020	SYSTEM	29/11/2020		System Journal	Revaluation - 26/11/2020 @ \$1.017600 (Exit) - 39,556.962000 Units on hand		(87.03)	40,253.16
31/12/2020	SYSTEM	30/12/2020		System Journal	Revaluation - 29/12/2020 @ \$1.025100 (Exit) - 39,556.962000 Units on hand		296.68	40,549.84
31/01/2021	SYSTEM	30/01/2021		System Journal	Revaluation - 28/01/2021 @ \$1.008400 (Exit) - 39,556.962000 Units on hand		(660.60)	39,889.24
28/02/2021	SYSTEM	27/02/2021		System Journal	Revaluation - 24/02/2021 @ \$0.999900 (Exit) - 39,556.962000 Units on hand		(336.23)	39,553.01
31/03/2021	SYSTEM	30/03/2021		System Journal	Revaluation - 29/03/2021 @ \$0.992900 (Exit) - 39,556.962000 Units on hand		(276.90)	39,276.11
30/04/2021	SYSTEM	29/04/2021		System Journal	Revaluation - 28/04/2021 @ \$0.994300		55.38	39,331.49

Holman Family Superannuation Fund

General Ledger - Audit View

For The Period 01 July 2020 - 30 June 2021

Transaction Date	Transaction Source	Processed Date	Last Modified By	Transaction Type	Description	Units	Amount \$	Balance \$
					(Exit) - 39,556.962000 Units on hand			
31/05/2021	SYSTEM	30/05/2021		System Journal	Revaluation - 27/05/2021 @ \$0.995700 (Exit) - 39,556.962000 Units on hand		55.38	39,386.87
30/06/2021	SYSTEM	29/06/2021		System Journal	Revaluation - 28/06/2021 @ \$0.997500 (Exit) - 39,556.962000 Units on hand		71.20	39,458.07
30/06/2021	Michelle Gargar	04/12/2021		System Journal	Revaluation - 30/06/2021 @ \$0.998400 (Custom) - 39,556.962000 Units on hand		35.60	39,493.67
						39,556.96	(846.52)	39,493.67
<u>Fidelity Aust Equities Fund (FID0008AU)</u>								
01/07/2020	Opening Balance				Opening Balance	1,816.53		59,293.36
30/11/2020	SYSTEM	29/11/2020		System Journal	Revaluation - 26/11/2020 @ \$34.901900 (Exit) - 1,816.530000 Units on hand		4,106.99	63,400.35
31/12/2020	SYSTEM	30/12/2020		System Journal	Revaluation - 29/12/2020 @ \$35.967800 (Exit) - 1,816.530000 Units on hand		1,936.24	65,336.59
31/01/2021	SYSTEM	30/01/2021		System Journal	Revaluation - 28/01/2021 @ \$35.602800 (Exit) - 1,816.530000 Units on hand		(663.04)	64,673.55
28/02/2021	SYSTEM	27/02/2021		System Journal	Revaluation - 24/02/2021 @ \$36.397700 (Exit) - 1,816.530000 Units on hand		1,443.96	66,117.51
31/03/2021	SYSTEM	30/03/2021		System Journal	Revaluation - 29/03/2021 @ \$36.777000 (Exit) - 1,816.530000 Units on hand		689.01	66,806.52
30/04/2021	SYSTEM	29/04/2021		System Journal	Revaluation - 28/04/2021 @ \$38.646500 (Exit) - 1,816.530000 Units on hand		3,396.01	70,202.53
31/05/2021	SYSTEM	30/05/2021		System Journal	Revaluation - 27/05/2021 @ \$39.050600 (Exit) - 1,816.530000 Units on hand		734.06	70,936.59
30/06/2021	SYSTEM	29/06/2021		System Journal	Revaluation - 28/06/2021 @ \$40.122600 (Exit) - 1,816.530000 Units on hand		1,947.32	72,883.91
30/06/2021	Michelle Gargar	04/12/2021		System Journal	Revaluation - 30/06/2021 @ \$39.031500 (Custom) - 1,816.530000 Units on hand		(1,982.02)	70,901.89
						1,816.53	11,608.53	70,901.89
<u>LM Mortgage Income Fund (LMI0004AU)</u>								
01/07/2020	Opening Balance				Opening Balance	25,000.00		1,400.00
30/06/2021	Michelle Gargar	04/12/2021		System Journal	Revaluation - 30/06/2021 @ \$0.040000 (Custom) - 25,000.000000 Units on hand		(400.00)	1,000.00
						25,000.00	(400.00)	1,000.00
<u>IFP Global Franchise (MAQ0404AU)</u>								
01/07/2020	Opening Balance				Opening Balance	16,858.67		40,194.44

Holman Family Superannuation Fund

General Ledger - Audit View

For The Period 01 July 2020 - 30 June 2021

Transaction Date	Transaction Source	Processed Date	Last Modified By	Transaction Type	Description	Units	Amount \$	Balance \$
30/11/2020	SYSTEM	29/11/2020		System Journal	Revaluation - 25/11/2020 @ \$2.225700 (Exit) - 16,858.670000 Units on hand		(2,672.10)	37,522.34
31/12/2020	SYSTEM	30/12/2020		System Journal	Revaluation - 29/12/2020 @ \$2.251600 (Exit) - 16,858.670000 Units on hand		436.64	37,958.98
31/01/2021	SYSTEM	30/01/2021		System Journal	Revaluation - 27/01/2021 @ \$2.257200 (Exit) - 16,858.670000 Units on hand		94.41	38,053.39
28/02/2021	SYSTEM	27/02/2021		System Journal	Revaluation - 24/02/2021 @ \$2.274800 (Exit) - 16,858.670000 Units on hand		296.71	38,350.10
31/03/2021	SYSTEM	30/03/2021		System Journal	Revaluation - 29/03/2021 @ \$2.426100 (Exit) - 16,858.670000 Units on hand		2,550.72	40,900.82
30/04/2021	SYSTEM	29/04/2021		System Journal	Revaluation - 28/04/2021 @ \$2.452500 (Exit) - 16,858.670000 Units on hand		445.07	41,345.89
31/05/2021	SYSTEM	30/05/2021		System Journal	Revaluation - 27/05/2021 @ \$2.491800 (Exit) - 16,858.670000 Units on hand		662.54	42,008.43
30/06/2021	SYSTEM	29/06/2021		System Journal	Revaluation - 28/06/2021 @ \$2.566800 (Exit) - 16,858.670000 Units on hand		1,264.40	43,272.83
30/06/2021	Michelle Gargar	04/12/2021		System Journal	Revaluation - 30/06/2021 @ \$2.438600 (Custom) - 16,858.670000 Units on hand		(2,161.28)	41,111.55
						16,858.67	917.11	41,111.55
<u>Arrowstreet Global Equity Fund (MAQ0464AU)</u>								
01/07/2020	Opening Balance				Opening Balance	32,661.06		36,348.49
30/11/2020	SYSTEM	29/11/2020		System Journal	Revaluation - 25/11/2020 @ \$1.140500 (Exit) - 32,661.060000 Units on hand		901.45	37,249.94
31/12/2020	SYSTEM	30/12/2020		System Journal	Revaluation - 29/12/2020 @ \$1.164600 (Exit) - 32,661.060000 Units on hand		787.13	38,037.07
31/01/2021	SYSTEM	30/01/2021		System Journal	Revaluation - 27/01/2021 @ \$1.197000 (Exit) - 32,661.060000 Units on hand		1,058.22	39,095.29
28/02/2021	SYSTEM	27/02/2021		System Journal	Revaluation - 24/02/2021 @ \$1.228700 (Exit) - 32,661.060000 Units on hand		1,035.35	40,130.64
31/03/2021	SYSTEM	30/03/2021		System Journal	Revaluation - 29/03/2021 @ \$1.274100 (Exit) - 32,661.060000 Units on hand		1,482.82	41,613.46
30/04/2021	SYSTEM	29/04/2021		System Journal	Revaluation - 28/04/2021 @ \$1.310800 (Exit) - 32,661.060000 Units on hand		1,198.66	42,812.12
31/05/2021	SYSTEM	30/05/2021		System Journal	Revaluation - 27/05/2021 @ \$1.321800 (Exit) - 32,661.060000 Units on hand		359.27	43,171.39
30/06/2021	SYSTEM	29/06/2021		System Journal	Revaluation - 28/06/2021 @ \$1.372300 (Exit) - 32,661.060000 Units on hand		1,649.38	44,820.77
30/06/2021	Michelle Gargar	04/12/2021		System Journal	Revaluation - 30/06/2021 @ \$1.164800 (Custom) - 32,661.060000 Units on hand		(6,777.17)	38,043.60

Holman Family Superannuation Fund

General Ledger - Audit View

For The Period 01 July 2020 - 30 June 2021

Transaction Date	Transaction Source	Processed Date	Last Modified By	Transaction Type	Description	Units	Amount \$	Balance \$
						32,661.06	1,695.11	38,043.60
<u>Magellan Global Fund (MGE0001AU)</u>								
01/07/2020	Opening Balance				Opening Balance	15,045.74		39,474.00
30/11/2020	SYSTEM	29/11/2020		System Journal	Revaluation - 26/11/2020 @ \$2.553900 (Exit) - 15,045.739000 Units on hand		(1,048.69)	38,425.31
31/12/2020	SYSTEM	30/12/2020		System Journal	Revaluation - 24/12/2020 @ \$2.429200 (Exit) - 15,045.739000 Units on hand		(1,876.20)	36,549.11
31/01/2021	SYSTEM	30/01/2021		System Journal	Revaluation - 27/01/2021 @ \$2.464000 (Exit) - 15,045.739000 Units on hand		523.59	37,072.70
28/02/2021	SYSTEM	27/02/2021		System Journal	Revaluation - 24/02/2021 @ \$2.407000 (Exit) - 15,045.739000 Units on hand		(857.61)	36,215.09
31/03/2021	SYSTEM	30/03/2021		System Journal	Revaluation - 26/03/2021 @ \$2.527500 (Exit) - 15,045.739000 Units on hand		1,813.02	38,028.11
30/04/2021	SYSTEM	29/04/2021		System Journal	Revaluation - 27/04/2021 @ \$2.625200 (Exit) - 15,045.739000 Units on hand		1,469.96	39,498.07
31/05/2021	SYSTEM	30/05/2021		System Journal	Revaluation - 27/05/2021 @ \$2.613000 (Exit) - 15,045.739000 Units on hand		(183.55)	39,314.52
30/06/2021	SYSTEM	29/06/2021		System Journal	Revaluation - 25/06/2021 @ \$2.719800 (Exit) - 15,045.739000 Units on hand		1,606.88	40,921.40
30/06/2021	Michelle Gargar	04/12/2021		System Journal	Revaluation - 30/06/2021 @ \$2.687600 (Custom) - 15,045.739000 Units on hand		(484.47)	40,436.93
						15,045.74	962.93	40,436.93
<u>Magellan Infrastructure Fd (MGE0002AU9)</u>								
01/07/2020	Opening Balance				Opening Balance	25,665.70		32,875.20
30/11/2020	SYSTEM	29/11/2020		System Journal	Revaluation - 26/11/2020 @ \$1.307300 (Exit) - 25,665.704200 Units on hand		677.58	33,552.78
31/12/2020	SYSTEM	30/12/2020		System Journal	Revaluation - 24/12/2020 @ \$1.263400 (Exit) - 25,665.704200 Units on hand		(1,126.73)	32,426.05
31/01/2021	SYSTEM	30/01/2021		System Journal	Revaluation - 27/01/2021 @ \$1.220700 (Exit) - 25,665.704200 Units on hand		(1,095.92)	31,330.13
28/02/2021	SYSTEM	27/02/2021		System Journal	Revaluation - 24/02/2021 @ \$1.216400 (Exit) - 25,665.704200 Units on hand		(110.37)	31,219.76
31/03/2021	SYSTEM	30/03/2021		System Journal	Revaluation - 26/03/2021 @ \$1.275100 (Exit) - 25,665.704200 Units on hand		1,506.58	32,726.34
30/04/2021	SYSTEM	29/04/2021		System Journal	Revaluation - 27/04/2021 @ \$1.314400 (Exit) - 25,665.704200 Units on hand		1,008.66	33,735.00
31/05/2021	SYSTEM	30/05/2021		System Journal	Revaluation - 27/05/2021 @ \$1.319700 (Exit) - 25,665.704200 Units on hand		136.03	33,871.03

Holman Family Superannuation Fund

General Ledger - Audit View

For The Period 01 July 2020 - 30 June 2021

Transaction Date	Transaction Source	Processed Date	Last Modified By	Transaction Type	Description	Units	Amount \$	Balance \$
30/06/2021	SYSTEM	29/06/2021		System Journal	Revaluation - 25/06/2021 @ \$1.339400 (Exit) - 25,665.704200 Units on hand		505.61	34,376.64
30/06/2021	Michelle Gargar	04/12/2021		System Journal	Revaluation - 30/06/2021 @ \$1.293700 (Custom) - 25,665.704200 Units on hand		(1,172.92)	33,203.72
						25,665.70	328.52	33,203.72
<u>Platinum - International Fund (PLA0002AU)</u>								
01/07/2020	Opening Balance				Opening Balance	24,022.37		44,266.03
30/11/2020	SYSTEM	29/11/2020		System Journal	Revaluation - 26/11/2020 @ \$2.013100 (Exit) - 24,022.372500 Units on hand		4,093.41	48,359.44
31/12/2020	SYSTEM	30/12/2020		System Journal	Revaluation - 29/12/2020 @ \$2.012200 (Exit) - 24,022.372500 Units on hand		(21.62)	48,337.82
31/01/2021	SYSTEM	30/01/2021		System Journal	Revaluation - 28/01/2021 @ \$2.023300 (Exit) - 24,022.372500 Units on hand		266.65	48,604.47
28/02/2021	SYSTEM	27/02/2021		System Journal	Revaluation - 24/02/2021 @ \$2.136700 (Exit) - 24,022.372500 Units on hand		2,724.13	51,328.60
31/03/2021	SYSTEM	30/03/2021		System Journal	Revaluation - 29/03/2021 @ \$2.187000 (Exit) - 24,022.372500 Units on hand		1,208.33	52,536.93
30/04/2021	SYSTEM	29/04/2021		System Journal	Revaluation - 28/04/2021 @ \$2.184000 (Exit) - 24,022.372500 Units on hand		(72.07)	52,464.86
31/05/2021	SYSTEM	30/05/2021		System Journal	Revaluation - 27/05/2021 @ \$2.234800 (Exit) - 24,022.372500 Units on hand		1,220.34	53,685.20
30/06/2021	SYSTEM	29/06/2021		System Journal	Revaluation - 28/06/2021 @ \$2.207100 (Exit) - 24,022.372500 Units on hand		(665.42)	53,019.78
30/06/2021	Michelle Gargar	04/12/2021		System Journal	Revaluation - 30/06/2021 @ \$2.155300 (Custom) - 24,022.372500 Units on hand		(1,244.36)	51,775.42
						24,022.37	7,509.39	51,775.42
<u>Platinum - Japan Fund (PLA0003AU)</u>								
01/07/2020	Opening Balance				Opening Balance	8,224.76		32,360.32
30/11/2020	SYSTEM	29/11/2020		System Journal	Revaluation - 26/11/2020 @ \$4.277200 (Exit) - 8,224.760000 Units on hand		2,818.62	35,178.94
31/12/2020	SYSTEM	30/12/2020		System Journal	Revaluation - 29/12/2020 @ \$4.341600 (Exit) - 8,224.760000 Units on hand		529.68	35,708.62
31/01/2021	SYSTEM	30/01/2021		System Journal	Revaluation - 28/01/2021 @ \$4.443300 (Exit) - 8,224.760000 Units on hand		836.46	36,545.08
28/02/2021	SYSTEM	27/02/2021		System Journal	Revaluation - 24/02/2021 @ \$4.394500 (Exit) - 8,224.760000 Units on hand		(401.37)	36,143.71
31/03/2021	SYSTEM	30/03/2021		System Journal	Revaluation - 29/03/2021 @ \$4.679600 (Exit) - 8,224.760000 Units on hand		2,344.88	38,488.59

Holman Family Superannuation Fund

General Ledger - Audit View

For The Period 01 July 2020 - 30 June 2021

Transaction Date	Transaction Source	Processed Date	Last Modified By	Transaction Type	Description	Units	Amount \$	Balance \$
30/04/2021	SYSTEM	29/04/2021		System Journal	Revaluation - 28/04/2021 @ \$4.520900 (Exit) - 8,224.760000 Units on hand		(1,305.27)	37,183.32
31/05/2021	SYSTEM	30/05/2021		System Journal	Revaluation - 27/05/2021 @ \$4.504300 (Exit) - 8,224.760000 Units on hand		(136.53)	37,046.79
30/06/2021	SYSTEM	29/06/2021		System Journal	Revaluation - 28/06/2021 @ \$4.659300 (Exit) - 8,224.760000 Units on hand		1,274.83	38,321.62
30/06/2021	Michelle Gargar	04/12/2021		System Journal	Revaluation - 30/06/2021 @ \$4.573300 (Custom) - 8,224.760000 Units on hand		(707.33)	37,614.29
						8,224.76	5,253.97	37,614.29
<u>Platinum - Asia Fund (PLA0004AU)</u>								
01/07/2020	Opening Balance				Opening Balance	13,001.01		36,813.66
30/11/2020	SYSTEM	29/11/2020		System Journal	Revaluation - 26/11/2020 @ \$3.100300 (Exit) - 13,001.010000 Units on hand		3,493.37	40,307.03
31/12/2020	SYSTEM	30/12/2020		System Journal	Revaluation - 29/12/2020 @ \$3.070000 (Exit) - 13,001.010000 Units on hand		(393.93)	39,913.10
31/01/2021	SYSTEM	30/01/2021		System Journal	Revaluation - 28/01/2021 @ \$3.239800 (Exit) - 13,001.010000 Units on hand		2,207.57	42,120.67
28/02/2021	SYSTEM	27/02/2021		System Journal	Revaluation - 24/02/2021 @ \$3.243100 (Exit) - 13,001.010000 Units on hand		42.91	42,163.58
31/03/2021	SYSTEM	30/03/2021		System Journal	Revaluation - 29/03/2021 @ \$3.207600 (Exit) - 13,001.010000 Units on hand		(461.54)	41,702.04
30/04/2021	SYSTEM	29/04/2021		System Journal	Revaluation - 28/04/2021 @ \$3.212100 (Exit) - 13,001.010000 Units on hand		58.50	41,760.54
31/05/2021	SYSTEM	30/05/2021		System Journal	Revaluation - 27/05/2021 @ \$3.236700 (Exit) - 13,001.010000 Units on hand		319.83	42,080.37
30/06/2021	SYSTEM	29/06/2021		System Journal	Revaluation - 28/06/2021 @ \$3.249400 (Exit) - 13,001.010000 Units on hand		165.11	42,245.48
30/06/2021	Michelle Gargar	04/12/2021		System Journal	Revaluation - 30/06/2021 @ \$2.722300 (Custom) - 13,001.010000 Units on hand		(6,852.83)	35,392.65
						13,001.01	(1,421.01)	35,392.65
<u>Schroder Wholesale Aust Equity Fund (SCH0101AU)</u>								
01/07/2020	Opening Balance				Opening Balance	42,593.07		50,434.45
30/11/2020	SYSTEM	29/11/2020		System Journal	Revaluation - 26/11/2020 @ \$1.337600 (Exit) - 42,593.065800 Units on hand		6,538.03	56,972.48
31/12/2020	SYSTEM	30/12/2020		System Journal	Revaluation - 29/12/2020 @ \$1.331900 (Exit) - 42,593.065800 Units on hand		(242.78)	56,729.70
31/01/2021	SYSTEM	30/01/2021		System Journal	Revaluation - 28/01/2021 @ \$1.325800 (Exit) - 42,593.065800 Units on hand		(259.81)	56,469.89

Holman Family Superannuation Fund

General Ledger - Audit View

For The Period 01 July 2020 - 30 June 2021

Transaction Date	Transaction Source	Processed Date	Last Modified By	Transaction Type	Description	Units	Amount \$	Balance \$
28/02/2021	SYSTEM	27/02/2021		System Journal	Revaluation - 24/02/2021 @ \$1.354600 (Exit) - 42,593.065800 Units on hand		1,226.68	57,696.57
31/03/2021	SYSTEM	30/03/2021		System Journal	Revaluation - 29/03/2021 @ \$1.383600 (Exit) - 42,593.065800 Units on hand		1,235.20	58,931.77
30/04/2021	SYSTEM	29/04/2021		System Journal	Revaluation - 28/04/2021 @ \$1.416200 (Exit) - 42,593.065800 Units on hand		1,388.53	60,320.30
31/05/2021	SYSTEM	30/05/2021		System Journal	Revaluation - 27/05/2021 @ \$1.426800 (Exit) - 42,593.065800 Units on hand		451.49	60,771.79
30/06/2021	SYSTEM	29/06/2021		System Journal	Revaluation - 28/06/2021 @ \$1.463500 (Exit) - 42,593.065800 Units on hand		1,563.16	62,334.95
30/06/2021	Michelle Gargar	04/12/2021		System Journal	Revaluation - 30/06/2021 @ \$1.451000 (Custom) - 42,593.065800 Units on hand		(532.41)	61,802.54
						42,593.07	11,368.09	61,802.54
<u>Plato Australian Shares Income Fund (WHT0039AU)</u>								
01/07/2020	Opening Balance				Opening Balance	59,830.81		67,213.94
30/11/2020	SYSTEM	29/11/2020		System Journal	Revaluation - 26/11/2020 @ \$1.218900 (Exit) - 59,830.814100 Units on hand		5,713.84	72,927.78
31/12/2020	SYSTEM	30/12/2020		System Journal	Revaluation - 29/12/2020 @ \$1.239700 (Exit) - 59,830.814100 Units on hand		1,244.48	74,172.26
31/01/2021	SYSTEM	30/01/2021		System Journal	Revaluation - 28/01/2021 @ \$1.220900 (Exit) - 59,830.814100 Units on hand		(1,124.82)	73,047.44
28/02/2021	SYSTEM	27/02/2021		System Journal	Revaluation - 24/02/2021 @ \$1.233700 (Exit) - 59,830.814100 Units on hand		765.84	73,813.28
31/03/2021	SYSTEM	30/03/2021		System Journal	Revaluation - 29/03/2021 @ \$1.259900 (Exit) - 59,830.814100 Units on hand		1,567.56	75,380.84
30/04/2021	SYSTEM	29/04/2021		System Journal	Revaluation - 28/04/2021 @ \$1.271400 (Exit) - 59,830.814100 Units on hand		688.06	76,068.90
31/05/2021	SYSTEM	30/05/2021		System Journal	Revaluation - 27/05/2021 @ \$1.275100 (Exit) - 59,830.814100 Units on hand		221.37	76,290.27
30/06/2021	SYSTEM	29/06/2021		System Journal	Revaluation - 28/06/2021 @ \$1.311300 (Exit) - 59,830.814100 Units on hand		2,165.88	78,456.15
30/06/2021	Michelle Gargar	04/12/2021		System Journal	Revaluation - 30/06/2021 @ \$1.314300 (Custom) - 59,830.814100 Units on hand		179.49	78,635.64
						59,830.81	11,421.70	78,635.64
<u>Resolution Capital Glb Prop Sec CIB (WHT2080AU)</u>								
01/07/2020	Opening Balance				Opening Balance	20,515.98		20,614.45
30/11/2020	SYSTEM	29/11/2020		System Journal	Revaluation - 26/11/2020 @ \$0.979700 (Exit) - 20,515.976800 Units on hand		(514.95)	20,099.50

Holman Family Superannuation Fund

General Ledger - Audit View

For The Period 01 July 2020 - 30 June 2021

Transaction Date	Transaction Source	Processed Date	Last Modified By	Transaction Type	Description	Units	Amount \$	Balance \$
31/12/2020	SYSTEM	30/12/2020		System Journal	Revaluation - 29/12/2020 @ \$0.954800 (Exit) - 20,515.976800 Units on hand		(510.85)	19,588.65
31/01/2021	SYSTEM	30/01/2021		System Journal	Revaluation - 28/01/2021 @ \$0.944800 (Exit) - 20,515.976800 Units on hand		(205.16)	19,383.49
28/02/2021	SYSTEM	27/02/2021		System Journal	Revaluation - 24/02/2021 @ \$0.948800 (Exit) - 20,515.976800 Units on hand		82.07	19,465.56
31/03/2021	SYSTEM	30/03/2021		System Journal	Revaluation - 29/03/2021 @ \$0.996100 (Exit) - 20,515.976800 Units on hand		970.40	20,435.96
30/04/2021	SYSTEM	29/04/2021		System Journal	Revaluation - 28/04/2021 @ \$1.022700 (Exit) - 20,515.976800 Units on hand		545.73	20,981.69
31/05/2021	SYSTEM	30/05/2021		System Journal	Revaluation - 14/05/2021 @ \$1.024400 (Exit) - 20,515.976800 Units on hand		34.88	21,016.57
30/06/2021	Michelle Gargar	04/12/2021		System Journal	Revaluation - 30/06/2021 @ \$1.096800 (Exit) - 20,515.976800 Units on hand		1,485.35	22,501.92
30/06/2021	Michelle Gargar	04/12/2021		System Journal	Revaluation - 30/06/2021 @ \$1.856800 (Custom) - 20,515.976800 Units on hand		15,592.15	38,094.07
						20,515.98	17,479.62	38,094.07
<u>GST Payable/Refundable (84000)</u>								
<u>GST Payable/Refundable (84000)</u>								
01/07/2020	Opening Balance				Opening Balance			4,300.00
08/07/2020	Bank Data Service	07/08/2020		Bank Statement	ATO ATO004000012268745 50		(4,121.00)	179.00
09/07/2020	Bank Data Service	07/08/2020		Bank Statement	ATO ATO005000012323856 50		(179.00)	0.00
15/07/2020	Bank Data Service	26/11/2021	michelle@familyaaccuntants.com.au	Bank Statement	JUNE 2020 IMS FEE DT		184.17	184.17
15/10/2020	Bank Data Service	26/11/2021	michelle@familyaaccuntants.com.au	Bank Statement	30 SEPTEMBER 2020 IMS FEE DT		185.84	370.01
15/01/2021	Bank Data Service	04/12/2021	michelle@familyaaccuntants.com.au	Bank Statement	DECEMBER 2020 IMS FEE DT		191.93	561.94
15/04/2021	Bank Data Service	04/12/2021	michelle@familyaaccuntants.com.au	Bank Statement	MARCH 2021 IMS FEE DT		192.71	754.65
							(3,545.35)	754.65
<u>Income Tax Payable/Refundable (85000)</u>								
<u>Income Tax Payable/Refundable (85000)</u>								
01/07/2020	Opening Balance				Opening Balance			3,831.88
07/01/2021	Bank Data Service	04/12/2021	michelle@familyaaccuntants.com.au	Bank Statement	ATO ATO005000014021900 50		(3,831.88)	0.00

Holman Family Superannuation Fund
General Ledger - Audit View

For The Period 01 July 2020 - 30 June 2021

Transaction Date	Transaction Source	Processed Date	Last Modified By	Transaction Type	Description	Units	Amount \$	Balance \$
30/06/2021	Michelle Gargar	08/12/2021		System Journal	Create Entries - Franking Credits Adjustment - 30/06/2021		2,741.85	2,741.85
							(1,090.03)	2,741.85

Holman Family Superannuation Fund

Trial Balance

As at 30 June 2021

Last Year	Code	Account Name	Units	Debits	Credits
				\$	\$
	23800	Distributions Received			
(1,682.17)	23800/APN0008AU	APN AREIT Fund			
(6,161.68)	23800/BNT0101AU	Hyperion Small Growth Companies Fund			4,818.88
(2,128.66)	23800/BTA0061AU	Pendal Wholesale Property Securities			5,066.88
(115.04)	23800/CPL0001AU	City Pacific - First Mortgage			
(1,535.05)	23800/CSA0038AU	Bentham Ws Global Income Fund			2,316.55
(1,449.91)	23800/ETL0015AU	Pimco Aust Bond Fund - Wholesale			748.30
(1,380.76)	23800/ETL0018AU	Pimco Global Bond Fund - Wholesale			1,083.22
(4,047.00)	23800/FID0008AU	Fidelity Aust Equities Fund			3,079.20
(1,625.00)	23800/LMI0004AU	LM Mortgage Income Fund			
(4,278.35)	23800/MAQ0404AU	IFP Global Franchise			2,355.65
(3,506.32)	23800/MAQ0464AU	Arrowstreet Global Equity Fund			7,065.03
(1,579.50)	23800/MGE0001AU	Magellan Global Fund			1,501.55
(769.97)	23800/MGE0002AU9	Magellan Infrastructure Fd			1,391.10
(158.26)	23800/MTP0001AU	Multiplex Develop and Opportunity			
(981.61)	23800/PER0049AU	Perpetual's Wholesale Australian Share Fund			
(2,024.44)	23800/PLA0002AU	Platinum - International Fund			1,538.90
	23800/PLA0003AU	Platinum - Japan Fund			689.09
(3,229.85)	23800/PLA0004AU	Platinum - Asia Fund			7,009.76
(1,702.83)	23800/SCH0101AU	Schroder Wholesale Aust Equity Fund			1,407.94
(4,138.44)	23800/WHT0039AU	Plato Australian Shares Income Fund			3,477.37
(292.88)	23800/WHT2080AU	Resolution Capital Glb Prop Sec CIB			645.56
49,895.70	24700	Changes in Market Values of Investments			80,612.78
	25000	Interest Received			
(291.37)	25000/MBL960895258	Macquarie - Cash Management Account			42.24
2,818.75	30100	Accountancy Fees		5,940.00	
685.00	30200	Administration Costs		275.00	
259.00	30400	ATO Supervisory Levy		259.00	
495.00	30700	Auditor's Remuneration		495.00	

Holman Family Superannuation Fund

Trial Balance

As at 30 June 2021

Last Year	Code	Account Name	Units	Debits	Credits
				\$	\$
	37500	Investment Expenses			
7,467.03	37500/00008	Investment Expenses		10,313.42	
	41600	Pensions Paid			
22,524.00	41600/HOLGWY00003 P	(Pensions Paid) Holman, Gwynneth - Pension (Account Based Pension 2)		20,647.00	
44,400.00	41600/HOLNIC00003P	(Pensions Paid) Holman, Nicholas - Pension (Account Based Pension 2)		42,482.00	
(3,831.88)	48500	Income Tax Expense			2,741.85
(81,633.51)	49000	Profit/Loss Allocation Account		47,180.43	
	50010	Opening Balance			
(365,712.99)	50010/HOLGWY00003 P	(Opening Balance) Holman, Gwynneth - Pension (Account Based Pension 2)			336,753.58
(478,118.11)	50010/HOLNIC00003P	(Opening Balance) Holman, Nicholas - Pension (Account Based Pension 2)			425,444.01
	53100	Share of Profit/(Loss)			
6,435.41	53100/HOLGWY00003 P	(Share of Profit/(Loss)) Holman, Gwynneth - Pension (Account Based Pension 2)			49,297.28
8,274.10	53100/HOLNIC00003P	(Share of Profit/(Loss)) Holman, Nicholas - Pension (Account Based Pension 2)			61,012.15
	54160	Pensions Paid			
22,524.00	54160/HOLGWY00003 P	(Pensions Paid) Holman, Gwynneth - Pension (Account Based Pension 2)		20,647.00	
44,400.00	54160/HOLNIC00003P	(Pensions Paid) Holman, Nicholas - Pension (Account Based Pension 2)		42,482.00	
	60400	Bank Accounts			
52,564.69	60400/MBL960895258	Macquarie - Cash Management Account		19,988.16	
	61800	Distributions Receivable			
6,005.75	61800/BNT0101AU	Hyperion Small Growth Companies Fund		4,765.58	
1,494.81	61800/BTA0061AU	Pendal Wholesale Property Securities		4,569.55	
272.30	61800/CSA0038AU	Bentham Ws Global Income Fund		419.02	
1,032.64	61800/ETL0015AU	Pimco Aust Bond Fund - Wholesale		24.73	
1,070.74	61800/ETL0018AU	Pimco Global Bond Fund - Wholesale		50.90	
2,914.79	61800/FID0008AU	Fidelity Aust Equities Fund		2,523.63	

Holman Family Superannuation Fund

Trial Balance

As at 30 June 2021

Last Year	Code	Account Name	Units	Debits \$	Credits \$
185.72	61800/LMI0004AU	LM Mortgage Income Fund		185.72	
4,278.35	61800/MAQ0404AU	IFP Global Franchise		2,355.65	
3,354.97	61800/MAQ0464AU	Arrowstreet Global Equity Fund		6,975.59	
1,579.80	61800/MGE0001AU	Magellan Global Fund		767.33	
769.97	61800/MGE0002AU9	Magellan Infrastructure Fd		695.56	
2,024.44	61800/PLA0002AU	Platinum - International Fund		2,227.99	
3,229.85	61800/PLA0004AU	Platinum - Asia Fund		7,009.76	
783.71	61800/SCH0101AU	Schroder Wholesale Aust Equity Fund		742.96	
502.24	61800/WHT0039AU	Plato Australian Shares Income Fund		108.92	
292.88	61800/WHT2080AU	Resolution Capital Glb Prop Sec CIB		149.63	
	74700	Managed Investments (Australian)			
52,534.59	74700/BNT0101AU	Hyperion Small Growth Companies Fund	10,981.7703	59,616.74	
29,473.70	74700/BTA0061AU	Pendal Wholesale Property Securities	48,757.1600	37,113.95	
354.33	74700/CPL0001AU	City Pacific - First Mortgage	23,008.2300	197.87	
37,153.67	74700/CSA0038AU	Bentham Ws Global Income Fund	36,917.3973	38,755.88	
50,563.24	74700/ETL0015AU	Pimco Aust Bond Fund - Wholesale	49,407.1146	49,130.43	
40,340.19	74700/ETL0018AU	Pimco Global Bond Fund - Wholesale	39,556.9620	39,493.67	
59,293.36	74700/FID0008AU	Fidelity Aust Equities Fund	1,816.5300	70,901.89	
1,400.00	74700/LMI0004AU	LM Mortgage Income Fund	25,000.0000	1,000.00	
40,194.44	74700/MAQ0404AU	IFP Global Franchise	16,858.6700	41,111.55	
36,348.49	74700/MAQ0464AU	Arrowstreet Global Equity Fund	32,661.0600	38,043.60	
39,474.00	74700/MGE0001AU	Magellan Global Fund	15,045.7390	40,436.93	
32,875.20	74700/MGE0002AU9	Magellan Infrastructure Fd	25,665.7042	33,203.72	
44,266.03	74700/PLA0002AU	Platinum - International Fund	24,022.3725	51,775.42	
32,360.32	74700/PLA0003AU	Platinum - Japan Fund	8,224.7600	37,614.29	
36,813.66	74700/PLA0004AU	Platinum - Asia Fund	13,001.0100	35,392.65	
50,434.45	74700/SCH0101AU	Schroder Wholesale Aust Equity Fund	42,593.0658	61,802.54	
67,213.94	74700/WHT0039AU	Plato Australian Shares Income Fund	59,830.8141	78,635.64	
20,614.45	74700/WHT2080AU	Resolution Capital Glb Prop Sec CIB	20,515.9768	38,094.07	

Holman Family Superannuation Fund

Trial Balance

As at 30 June 2021

Last Year	Code	Account Name	Units	Debits \$	Credits \$
4,300.00	84000	GST Payable/Refundable		754.65	
3,831.88	85000	Income Tax Payable/Refundable		2,741.85	
				<u>1,000,098.87</u>	<u>1,000,098.87</u>

Current Year Profit/(Loss): 44,438.58