


# Financial Year Summary

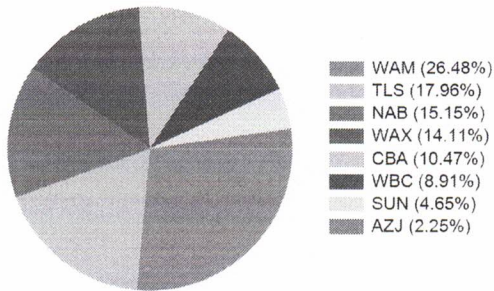
1 JULY 2022 - 30 JUNE 2023



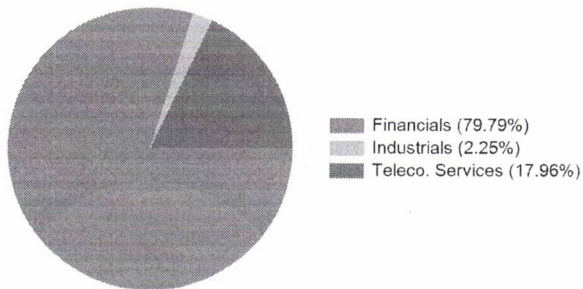
Portfolio Valuation	Account Number	Account Name	Value as at 30 June 2023
Shares	439450	KEN BOOTH ENGINEERS PTY LTD <STAFF SUPER FUND A/C>	\$478,758.84
CDIA	10788141	KEN BOOTH ENGINEERS P/L	\$8,278.92
<b>TOTAL PORTFOLIO VALUE</b>			<b>\$487,037.76</b>

## Allocation as at 30 June 2023

### Shares in your portfolio



### Sectors in your portfolio



## Estimated Interest & Dividends

## 2022-2023 Financial Year

Est. Franked Dividends	\$32,591.09
Est. Unfranked Dividends	\$0.00
Est. Franking Credits	\$13,967.60
Est. Interest Received from Interest Rate Securities	\$0.00
Interest Received from Cash Account(s)	\$44.28
<b>TOTAL INCOME</b>	<b>\$32,635.37</b>


## Fees & Charges

## 2022-2023 Financial Year

Total Brokerage (inc. GST)	\$59.90
Total Subscriptions (inc. GST)	\$0.00
Other Fees (inc. GST)	\$0.00
<b>TOTAL FEES &amp; CHARGES</b>	<b>\$59.90</b>

# Portfolio Valuation

30 JUNE 2023



SHARES - 439450 - HIN 21810410

KEN BOOTH ENGINEERS PTY LTD <STAFF SUPER FUND A/C>

Portfolio	Units	Unit Price	Portfolio Value	% of Portfolio
AZJ - AURIZON HOLDINGS LTD FPO (ORDINARY FULLY PAID)	2,750	\$3.9200	\$10,780.00	2.21%
CBA - COMMONWEALTH BANK. FPO (ORDINARY FULLY PAID)	500	\$100.2700	\$50,135.00	10.29%
NAB - NATIONAL AUST. BANK FPO (ORDINARY FULLY PAID)	2,751	\$26.3700	\$72,543.87	14.89%
SUN - SUNCORP GROUP LTD FPO (ORDINARY FULLY PAID)	1,650	\$13.4900	\$22,258.50	4.57%
TLS - TELSTRA GROUP FPO (ORDINARY FULLY PAID)	20,000	\$4.3000	\$86,000.00	17.66%
WAM - WAM CAPITAL LIMITED FPO (ORDINARY FULLY PAID)	84,807	\$1.4950	\$126,786.47	26.03%
WAX - WAM RESEARCH LTD FPO (ORDINARY FULLY PAID)	63,750	\$1.0600	\$67,575.00	13.87%
WBC - WESTPAC BANKING CORP FPO (ORDINARY FULLY PAID)	2,000	\$21.3400	\$42,680.00	8.76%
		<b>Sub Total</b>	<b>\$478,758.84</b>	<b>98.30%</b>

Cash Accounts	Portfolio Value	% of Portfolio	
CDIA - 06200010788141	\$8,278.92	1.70%	
	<b>TOTAL</b>	<b>\$487,037.76</b>	<b>100.00%</b>

# Transaction Summary

1 JULY 2022 - 30 JUNE 2023



Total Buys and Sells	2022 - 2023 Financial Year
Total Buys (inc. Brokerage + GST)	\$29,993.65
Total Sells (inc. Brokerage + GST)	\$0.00

KEN BOOTH ENGINEERS PTY LTD <STAFF  
SUPER FUND A/C>

SHARES - 439450 - HIN 21810410

## AZJ - AURIZON HOLDINGS LTD FPO (ORDINARY FULLY PAID)

Date	Type	Quantity	Unit Price	Trade Value	Brokerage+GST	GST	CNote	Total Value
06-Jan-2023	Buy	2,750	\$3.6850	\$10,133.75	\$29.95	\$2.72	139898426	\$10,163.70
<b>Sub Total</b>					<b>\$29.95</b>	<b>\$2.72</b>		<b>\$10,163.70</b>

## SUN - SUNCORP GROUP LTD FPO (ORDINARY FULLY PAID)

Date	Type	Quantity	Unit Price	Trade Value	Brokerage+GST	GST	CNote	Total Value
06-Jan-2023	Buy	1,650	\$12.0000	\$19,800.00	\$29.95	\$2.72	139898334	\$19,829.95
<b>Sub Total</b>					<b>\$29.95</b>	<b>\$2.72</b>		<b>\$19,829.95</b>

# Interest & Estimated Dividend Summary



1 JULY 2022 - 30 JUNE 2023

SHARES - 439450 - HIN 21810410

KEN BOOTH ENGINEERS PTY LTD <STAFF SUPER FUND A/C>

## ESTIMATED DIVIDEND SUMMARY

### AZJ - AURIZON HOLDINGS LTD FPO (ORDINARY FULLY PAID)

Ex-div date	Payment Date	Type	Dividend per share	Units	Est. Unfranked Amount	Est. Franked Amount	Est. Total Dividend	Est. Franking Credit
27-Feb-2023	29-Mar-2023	Interim	\$0.0700	2,750	\$0.00	\$192.50	\$192.50	\$82.50
<b>Sub Total</b>					<b>\$0.00</b>	<b>\$192.50</b>	<b>\$192.50</b>	<b>\$82.50</b>

### CBA - COMMONWEALTH BANK. FPO (ORDINARY FULLY PAID)

Ex-div date	Payment Date	Type	Dividend per share	Units	Est. Unfranked Amount	Est. Franked Amount	Est. Total Dividend	Est. Franking Credit
22-Feb-2023	30-Mar-2023	Interim	\$2.1000	500	\$0.00	\$1,050.00	\$1,050.00	\$450.00
17-Aug-2022	29-Sep-2022	Final	\$2.1000	500	\$0.00	\$1,050.00	\$1,050.00	\$450.00
<b>Sub Total</b>					<b>\$0.00</b>	<b>\$2,100.00</b>	<b>\$2,100.00</b>	<b>\$900.00</b>

### NAB - NATIONAL AUST. BANK FPO (ORDINARY FULLY PAID)

Ex-div date	Payment Date	Type	Dividend per share	Units	Est. Unfranked Amount	Est. Franked Amount	Est. Total Dividend	Est. Franking Credit
15-Nov-2022	14-Dec-2022	Final	\$0.7800	2,751	\$0.00	\$2,145.78	\$2,145.78	\$919.62
11-May-2022	05-Jul-2022	Interim	\$0.7300	2,751	\$0.00	\$2,008.23	\$2,008.23	\$860.67
<b>Sub Total</b>					<b>\$0.00</b>	<b>\$4,154.01</b>	<b>\$4,154.01</b>	<b>\$1,780.29</b>

### SUN - SUNCORP GROUP LTD FPO (ORDINARY FULLY PAID)

Ex-div date	Payment Date	Type	Dividend per share	Units	Est. Unfranked Amount	Est. Franked Amount	Est. Total Dividend	Est. Franking Credit
14-Feb-2023	31-Mar-2023	Interim	\$0.3300	1,650	\$0.00	\$544.50	\$544.50	\$233.36
<b>Sub Total</b>					<b>\$0.00</b>	<b>\$544.50</b>	<b>\$544.50</b>	<b>\$233.36</b>


### TLS - TELSTRA GROUP FPO (ORDINARY FULLY PAID)

Ex-div date	Payment Date	Type	Dividend per share	Units	Est. Unfranked Amount	Est. Franked Amount	Est. Total Dividend	Est. Franking Credit
01-Mar-2023	31-Mar-2023	Interim	\$0.0850	20,000	\$0.00	\$1,700.00	\$1,700.00	\$728.57
24-Aug-2022	21-Sep-2022	Final	\$0.0850	20,000	\$0.00	\$1,700.00	\$1,700.00	\$728.57
<b>Sub Total</b>					<b>\$0.00</b>	<b>\$3,400.00</b>	<b>\$3,400.00</b>	<b>\$1,457.14</b>

### WAM - WAM CAPITAL LIMITED FPO (ORDINARY FULLY PAID)

Ex-div date	Payment Date	Type	Dividend per share	Units	Est. Unfranked Amount	Est. Franked Amount	Est. Total Dividend	Est. Franking Credit
15-May-2023	26-May-2023	Interim	\$0.0775	84,807	\$0.00	\$6,572.54	\$6,572.54	\$2,816.80
17-Oct-2022	28-Oct-2022	Final	\$0.0775	84,807	\$0.00	\$6,572.54	\$6,572.54	\$2,816.80
<b>Sub Total</b>					<b>\$0.00</b>	<b>\$13,145.08</b>	<b>\$13,145.08</b>	<b>\$5,633.60</b>

# Interest & Estimated Dividend Summary



1 JULY 2022 - 30 JUNE 2023

## WAX - WAM RESEARCH LTD FPO (ORDINARY FULLY PAID)

Ex-div date	Payment Date	Type	Dividend per share	Units	Est. Unfranked Amount	Est. Franked Amount	Est. Total Dividend	Est. Franking Credit
11-Apr-2023	21-Apr-2023	Interim	\$0.0500	63,750	\$0.00	\$3,187.50	\$3,187.50	\$1,366.07
04-Oct-2022	17-Oct-2022	Final	\$0.0500	63,750	\$0.00	\$3,187.50	\$3,187.50	\$1,366.07
<b>Sub Total</b>					<b>\$0.00</b>	<b>\$6,375.00</b>	<b>\$6,375.00</b>	<b>\$2,732.14</b>

## WBC - WESTPAC BANKING CORP FPO (ORDINARY FULLY PAID)

Ex-div date	Payment Date	Type	Dividend per share	Units	Est. Unfranked Amount	Est. Franked Amount	Est. Total Dividend	Est. Franking Credit
11-May-2023	27-Jun-2023	Interim	\$0.7000	2,000	\$0.00	\$1,400.00	\$1,400.00	\$600.00
17-Nov-2022	20-Dec-2022	Final	\$0.6400	2,000	\$0.00	\$1,280.00	\$1,280.00	\$548.57
<b>Sub Total</b>					<b>\$0.00</b>	<b>\$2,680.00</b>	<b>\$2,680.00</b>	<b>\$1,148.57</b>
<b>TOTAL</b>					<b>\$0.00</b>	<b>\$32,591.09</b>	<b>\$32,591.09</b>	<b>\$13,967.60</b>

## ESTIMATED INTEREST RECEIVED

There are no transactions on this account.

<b>TOTAL</b>	<b>\$0.00</b>
--------------	---------------

## INTEREST INCOME SUMMARY

Account	Interest
CDIA - 10788141	\$44.28
<b>TOTAL</b>	<b>\$44.28</b>