

BRAD DICKSON SUPER FUND Investment Summary Report

As at 30 June 2022

Investment	Units	Market Price	Market Value	Average Cost	Accounting Cost	Unrealised Gain/(Loss)	Gain/(Loss)%	Portfolio Weight%
Cash/Bank Accounts								
ANZ Business Premium Saver		13,831.620000	13,831.62	13,831.62	13,831.62			0.51 %
ANZ Cash Investment Acc		8,609.380000	8,609.38	8,609.38	8,609.38			0.32 %
			22,441.00		22,441.00			0.83 %
Plant and Equipment (at written down value) - Unutilised								
Plant & Equipment	2.00	0.000000	0.00	795.46	1,590.91	(1,590.91)	(100.00) %	0.00 %
			0.00		1,590.91	(1,590.91)	(100.00) %	0.00 %
Real Estate Properties (Australian - Non Residential)								
DICKSF01A 10-12 Links Crescent, Cooloom Beach	1.00	2,500,000.000000	2,500,000.00	1,490,010.13	1,490,010.13	1,009,989.87	67.78 %	93.00 %
			2,500,000.00		1,490,010.13	1,009,989.87	67.78 %	93.00 %
Shares in Listed Companies (Australian)								
FMG.AX Fortescue Metals Group Ltd	4,010.00	17.530000	70,295.30	16.26	65,217.52	5,077.78	7.79 %	2.61 %
MFG.AX Magellan Financial Group Limited	1,000.00	12.920000	12,920.00	20.53	20,529.95	(7,609.95)	(37.07) %	0.48 %
MFGO.AX Magellan Financial Group Listed Options	125.00	0.740000	92.50	0.00	0.00	92.50	0.00 %	0.00 %
MAY.AX Melbana Energy Limited	416,208.00	0.078000	32,464.22	0.11	43,749.91	(11,285.69)	(25.80) %	1.21 %
PLS.AX Pilbara Minerals Limited	4,000.00	2.290000	9,160.00	2.89	11,573.26	(2,413.26)	(20.85) %	0.34 %
STO.AX Santos Limited	236.00	7.420000	1,751.12	4.02	948.72	802.40	84.58 %	0.07 %
			126,683.14		142,019.36	(15,336.22)	(10.80) %	4.71 %
Shares in Unlisted Private Companies (Australian)								
VILL Village Building Co. Ltd	34,061.00	1.150000	39,170.15	0.86	29,377.55	9,792.60	33.33 %	1.46 %
			39,170.15		29,377.55	9,792.60	33.33 %	1.46 %
			2,688,294.29		1,685,438.95	1,002,855.34	59.50 %	100.00 %

61

Brad Dickson Super Fund
171 Oceanic Drive
WARANA QLD 4575

29 September 2022


To Whom It May Concern:

The trustee of the Brad Dickson Super Fund believes the property at 10-12 Link Cres Coolum Beach QLD to have an estimated value of \$2,500,000 as at 30 June 2022.

This estimate is based on current market conditions and the sale prices of similar properties in the area which have been sold recently.

We agree that this valuation be used in the preparation of the superannuation fund financial statements and reflects a true and honest valuation of the fund.

Yours faithfully



Brad Dickson
Director of Trustee

Q3



Investor Centre

Balance History

Currency Australian Dollar ▾

<< View:

FMG, X*****1847 (BRAD DICKSON SUPER FUND PTY LTD <BRAD DICKSON SUPER FUND A/C>)

Balance as at date (dd/mm/yyyy) 30/06/2022

Displaying Balance History as at 30 Jun 2022

HIN/SRN EMP ID	Security Code	Closing Price (AUD)	Total Balance	Tradeable Balance	Total Value (AUD)
X*****1847	FMG	17.53	4,010	4,010	70,295.30

Viewing 1 - 1 of 1

Total Value: \$ 70,295.30

Ask us now ^

Transaction History

Magellan Financial Group Limited

BRAD DICKSON SUPER FUND PTY - As at 27/09/2022

BoardRoom

BRAD DICKSON SUPER FUND PTY
LTD
<BRAD DICKSON SUPER FUND A/C>
UNIT 2 171 OCEANIC DRIVE
WARANA QLD 4575

Security Class
Fully Paid Ordinary Shares

Subregister	Reference	Transaction	Date	No. of Securities	Total Securities
CHES	0088541847	Closing Balance			1,000
		Holding Movement	10-Jan-2022	1,000	1,000
No prior transactions					

Q5

Magellan Financial Group Limited (MFG.AX)

ASX - ASX Delayed price. Currency in AUD

☆ Add to watchlist

Quote lookup



Advertisement

11.11 -0.19 (-1.68%)

As of 10:08AM AEST. Market open.

Summary Chart Statistics **Historical data** Profile Financials Analysis Options Holders Sustainability

Time period: 28 Sept 2021 - 28 Sept 2022

Show: Historical prices

Frequency: Daily



Currency in AUD

Download

Date	Open	High	Low	Close*	Adj. close**	Volume
30 June 2022	13.50	13.54	12.92	12.92	12.30	1,638,579

*Close price adjusted for splits. **Close price adjusted for splits and dividend and/or capital gain distributions.

People also watch

Symbol	Last price	Change	% change
REA.AX REA Group Limited	116.05	-0.18	-0.15%
PTM.AX Platinum Investment Management Limited	1.6300	-0.0200	-1.21%
MQG.AX Macquarie Group Limited	162.75	+0.74	+0.46%
ALU.AX Altium Limited	35.25	-0.02	-0.06%
CGF.AX Challenger Limited	5.95	-0.02	-0.34%

Data disclaimer Help Suggestions

Privacy About our ads Terms

🐦 f in

© 2022 Yahoo. All rights reserved.

Transaction History

Magellan Financial Group Limited
BRAD DICKSON SUPER FUND PTY - As at 27/09/2022

BoardRoom

BRAD DICKSON SUPER FUND PTY LTD
 <BRAD DICKSON SUPER FUND A/C>
 UNIT 2 171 OCEANIC DRIVE
 WARANA QLD 4575

Security Class
 MFGO Listed Options \$35.00 Expiring 16 April 2027

Subregister	Reference	Transaction	Date	No. of Securities	Total Securities
CHES	0088541847	Closing Balance			125
		Bonus Issue Allotment	14-Apr-2022	125	125
No prior transactions					

OPTION EXPIRING 16-APR-2027 (MFGO) - Share Price

Overview

MFGO Share Price Overview


OPTION EXPIRING 16-APR-2027's current share price is \$0.57. This constitutes a share price movement of -11.72% when compared to its closing share price of \$0.64 seven days ago. Relative to today's opening stock price, the MFGO stock price is down \$0.005 or -0.88%.

MFGO Share Price Performance

Period	Starting Price	Highest Price	Lowest Price	Last Price	Volume (daily average)	Movement
This Year (2022)	\$1.67	\$1.94	\$0.57	\$0.57	100,662	-1.095 (-65.77%)
This Financial Year (FY2023)	\$0.73	\$0.89	\$0.57	\$0.57	37,015	-0.16 (-21.92%)
Last Financial Year (FY2022)	\$1.67	\$1.94	\$0.69	\$0.74	171,129	-0.93 (-55.86%)

MFGO Share Price Chart

Zoom: 1m 3m YTD



MFGO Share Price History

Date Range 30/06/2022

30/06/2022

Date	Open	High	Low	Close	Volume	Daily Movement
30 Jun 2022	\$0.73	\$0.74	\$0.72	\$0.74	186,614	0.005 (0.68%)

DISCLOSURE: InvestSMART Group Limited employees may have an interest in the securities and managed funds displayed via this service. Please refer to our [disclosure page](#) for more information.

Data shown on this website is sourced by Morningstar
 © 2017 Morningstar. All rights reserved. Neither any Morningstar company nor any of their content providers guarantee the data or content contained herein to be accurate, complete or timely nor will they have any liability for its use or distribution. Any general advice has



Balance History

Currency Australian Dollar

<< View:

MAY, X*****1847 (BRAD DICKSON SUPER FUND PTY LTD <BRAD DICKSON SUPER FUND A/C>)

Balance as at date (dd/mm/yyyy) 30/06/2022

Displaying Balance History as at 30 Jun 2022

HIN/SRN EMP ID	Security Code	Closing Price (AUD)	Total Balance	Tradeable Balance	Total Value (AUD)
X*****1847	MAY	0.078	416,208	416,208	32,464.22

Viewing 1 - 1 of 1

Total Value: \$ 32,464.22

Transactions

PILBARA MINERALS LIMITED

Recent Transactions

Brad Dickson Super Fund Pty Ltd X***1847**

ORDINARY FULLY PAID SHARES

Date	Transaction	Movement	Running balance
15/03/2022	CHESS DAILY MOVEMENT UP	+4000	4000

Market Data



Company Search

Start typing company name and select...



\$4.68 AUD ►

27/09/2022 4:10 PM

PILBARA MINERALS LIMITED

(<http://www.pilbaraminerals.com.au>)

(ASX:PLS)

Security

ORDINARY FULLY PAID SHARES

Market Overview

Market Information



P/E Ratio:	24.75
Bid:	5.05
Market Capitalization:	13968583200
Ask:	4.45
High Price Last 52 Weeks:	5.08
Net Change:	0
Low Price Last 52 Weeks:	1.78
% Change:	0
Last Dividend Yield	0
Today Low:	0

Latest Fiscal Dividends Per Share:	0	Q11
Today High:	0	
State of Incorporation:	-	
Last Open:	0	
Volume	31353101	
Date of last trade:	27/09/2022	
Previous Close:	4.68	

Price History / As of Date

As of Date

 30/06/2022

Price Graph

Historical Price

Days

1



Date	30/06/2022 ▼
Close	\$2.29
High	\$2.38
Low	\$2.245
Volume	22103517
Move	-0.01

Date: 6/10/2022

Dear Sir/Madam,

Thank you for your enquiry and below is the account balance(s) of your portfolio as of close of business on: 30/06/2022

**SANTOS LIMITED
STO ORDINARY FULLY PAID SHARES**

Name	Share Type	Register	Quantity
BRAD DICKSON SUPER FUND PTY LTD <BRAD DICKSON SUPER FUND> X*****1847	CHESSE Sponsored	SA	236
		Total	236

Sincerely,
Computershare

Only Computershare managed holdings are listed.

Q13



Market Data

Company Search

Start typing company name and select...

\$6.95 AUD ▶

27/09/2022 4:10 PM

SANTOS LIMITED


(ASX:STO)

Security

ORDINARY FULLY PAID SHARES

Market Overview


Market Information

	P/E Ratio:	10.37
	Bid:	7.56
	Market Capitalization:	23250321500
	Ask:	6.49
	High Price Last 52 Weeks:	8.855
	Net Change:	0
	Low Price Last 52 Weeks:	6.05
	% Change:	0
	Last Dividend Yield	1.21932
	Today Low:	0
	Latest Fiscal Dividends Per Share:	0.107985
	Today High:	0
	State of Incorporation:	-
	Last Open:	0
	Volume	21589854
	Date of last trade:	27/09/2022
	Previous Close:	6.95



Price History / As of Date

As of Date

 30/06/2022

Price Graph

Historical Price

Days

1

Date	30/06/2022 ▼
Close	\$7.42
High	8.57
Low	\$7.42
Volume	19942516
Move	-0.12

Date: 6/10/2022

Dear Sir/Madam,

Thank you for your enquiry and below is the account balance(s) of your portfolio as of close of business on: 30/06/2022

**THE VILLAGE BUILDING CO. LIMITED
ORDINARY B CLASS SHARES Unlisted**

Name	Share Type	Register	Quantity	
BRAD DICKSON SUPER FUND PTY LTD <BRAD DICKSON SUPER FUND> C*****0153	Certificated	NSW	34061	Unlisted
		Total	34061	

Sincerely,
Computershare

Only Computershare managed holdings are listed.

Transactions

THE VILLAGE BUILDING CO. LIMITED

Recent Transactions

Brad Dickson Super Fund Pty Ltd C*****0153

ORDINARY B CLASS SHARES

Date	Transaction	Movement	Running balance
17/06/2022	DIVIDEND PLAN ALLOTMENT	+1419	34061
21/10/2021	CORRECTION UP (NON ATO)	+20000	32642
6/10/2021	CONV TO INELIGIBLE CLASSES	-20000	12642
15/09/2021	ALLOTMENT	+20000	32642
17/05/2021	DIVIDEND PLAN ALLOTMENT	+431	12642
23/10/2020	DIVIDEND PLAN ALLOTMENT	+281	12211
31/07/2020	DIVIDEND PLAN ALLOTMENT	+207	11930
13/12/2019	DIVIDEND PLAN ALLOTMENT	+335	11723
28/06/2019	DIVIDEND PLAN ALLOTMENT	+261	11388
25/03/2019	TRANSFER	+11127	11127



BRAD DICKSON SUPER FUND PTY
LTD
<BRAD DICKSON SUPER FUND A/C>
171 OCEANIC DRIVE
WARANA QLD 4575

Certificate Number

00003525

Security Number

C0000000153

JURISDICTION OF INCORPORATION: NEW SOUTH WALES

CLASS B CERTIFICATE

Date	Transaction Type	Quantity
15/09/2021	*ALLT	20,000

THIS IS TO CERTIFY THAT THE ABOVE NAMED IS THE REGISTERED HOLDER OF CLASS B FULLY PAID ORDINARY SHARES IN THE VILLAGE BUILDING CO. LIMITED ISSUED SUBJECT TO THE CONSTITUTION OF THE COMPANY.

Signed in accordance with the Constitution of the Company


Michael De Simone
Director


Vincent Ashley Whiteside
Company Secretary

Share Registry:
Computershare Investor Services Pty Limited
GPO Box 2975
Melbourne VIC 3001
Australia
Enquiries (within Australia) 1300 850 505
(outside Australia) 61 3 9415 4000
Facsimile 61 3 9473 2500

THIS CERTIFICATE MUST BE SURRENDERED TO THE COMPANY ON TRANSFER OF ANY OF THE ABOVE SHARES

Reflex Limited Carbon Neutral

Q17

9/30/22, 11:08 AM

FW: Purchase Shares v2 - brad031163@gmail.com - Gmail


From: Sally Muse <SMuse@villagebuilding.com.au>
Sent: Tuesday, 14 September 2021 2:43 PM
To: Bradley Dickson <brad031163@gmail.com>
Subject: Purchase Shares

Dear Brad,

Brad Dickson Super Fund	20,000	\$17,000.00	0.85 per Share
-------------------------	--------	--------------------	----------------

Your Application for **20,000 Shares @ 0.85 per Shares** has been approved by the Board earlier today.
Please transfer \$17,000.00 to the following account, noting 'Dickson' on the transfer:

The Village Building Co. Limited
St George Bank
BSB 112 908
ACC 125 7600 71

 When the funds are confirmed in our account, we shall instruct Computershare to issue the shares and forward a Share Certificate to you.
Please confirm your bank details and street address for our record.
Kind regards
Sally

Sally Muse
Investor Relations Officer
P 02 6241 6844 M 0448 891 143
A 92 Hoskins Street, Mitchell ACT 2911

 **VillageBuilding**   



218



SHARE INVESTING

BRAD DICKSON SUPER FUND PTY LTD <BRAD DICKSON SUPER FUND A/C>
 UNIT 2 171 OCEANIC DRIVE
 WARANA QLD 4575
 AUSTRALIA

Trading Account Statement

Period: 01/07/2021 - 30/06/2022
 Trading Account Number: 425593

Date	Reference	Description	Debit	Credit	Balance
01/07/2021		Open Balance			0.00
12/10/2021	16539925	Bght 3000 FMG @ 15.0500	45,199.67		45,199.67
14/10/2021	15523744	Wdl ANZCIA 012-012 424903318 16539925		45,199.67	0.00
06/01/2022	17542981	Bght 1000 MFG @ 20.5000	20,529.95		20,529.95
10/01/2022	16338529	Wdl ANZCIA 012-012 424903318 17542981		20,529.95	0.00
11/03/2022	18366025	Bght 4000 PLS @ 2.8858	11,573.26		11,573.26
15/03/2022	16983959	Wdl ANZCIA 012-012 424903318 18366025		11,573.26	0.00
18/05/2022	19150871	Bght 416208 MAY @ 0.1050	43,749.91		43,749.91
20/05/2022	17621522	Wdl ANZCIA 012-012 424903318 19150871		43,749.91	0.00
Total			121,052.790	121,052.790	

While every effort has been made to provide you with an accurate transaction summary, we give no warranty of accuracy or reliability and take no responsibility for any errors or omissions including by negligence. You should confirm the information, holdings and valuations contained herein. All prices and values are denominated in AUD unless otherwise indicated. The ANZ Share Investing service is provided by CMC Markets Stockbroking Limited (ABN 69 081 062 851, AFSL 246381), a Participant of the ASX Group (CMC Markets Stockbroking), SSX (Sydney Stock Exchange) and Cboe (Cboe Australia) at the request of Australia and New Zealand Banking Group Limited ABN 11 005 357 522.

Stock Holdings

(as at 2022-08-17 02:18:32 PM GMT+10:00)

Account Number	Account Name	Code	Last Price	Currency	FX Rate	CHES Holdings	Recent Buys	Recent Sells	Open Sells	Conditional Sells	Available to Sell	Value
425593	BRAD DICKSON SUPER FUND PTY LTD <BRAD DICKSON SUPER FUND A/C>	FMG	19.340	AUD		4,010	0	0	0	0	4,010	77,553.400
3417031	MR BRADLEY JAMES DICKSON	MAY	0.092	AUD		923,020	0	0	0	0	923,020	84,917.840
425593	BRAD DICKSON SUPER FUND PTY LTD <BRAD DICKSON SUPER FUND A/C>	MAY	0.092	AUD		416,208	0	0	0	0	416,208	38,291.136
425593	BRAD DICKSON SUPER FUND PTY LTD <BRAD DICKSON SUPER FUND A/C>	MFG	13.930	AUD		1,000	0	0	0	0	1,000	13,930.000
425593	BRAD DICKSON SUPER FUND PTY LTD <BRAD DICKSON SUPER FUND A/C>	MFGO	0.760	AUD		125	0	0	0	0	125	95.000
425593	BRAD DICKSON SUPER FUND PTY LTD <BRAD DICKSON SUPER FUND A/C>	PLS	3.100	AUD		4,000	0	0	0	0	4,000	12,400.000
425593	BRAD DICKSON SUPER FUND PTY LTD <BRAD DICKSON SUPER FUND A/C>	STO	6.960	AUD		236	0	0	0	0	236	1,642.560