

The Davies Super Fund

A.B.N. 83 551 531 676

FINANCIAL STATEMENTS

FOR THE YEAR ENDED 30 JUNE 2021

Operating Statement

For the year ended 30 June 2021

	Note	2021 \$	2020 \$
REVENUE			
Investment Revenue			
Australian Listed Shares	3	3,207	6,370
Unit Trusts (Unlisted)	4	12,984	-
Property - Commercial	5	89,956	94,466
Overseas Unit Trusts	6	2,170	-
		108,317	100,836
Other Revenue			
Term Deposits	2	53,010	80,498
Cash at Bank	7	6,778	21
Market Movement Non-Realised	8	99,946	(75,124)
Market Movement Realised	9	-	186
		159,734	5,581
Total Revenue		268,051	106,417
EXPENSES			
General Expense			
Fund Administration Expenses	10	5,160	3,384
Investment Expenses	11	5	-
Property / Real Estate Expenses - Commercial 1	12	3,711	5,667
Property / Real Estate Expenses - Commercial 2	13	12,232	14,767
Miscellaneous Expenses	14	-	(1)
Fund Lodgement Expenses	15	259	259
		21,367	24,076
BENEFITS ACCRUED AS A RESULT OF OPERATIONS BEFORE INCOME TAX		246,684	82,341
Tax Expense			
Fund Tax Expenses	16	6,778	7,648
		6,778	7,648
BENEFITS ACCRUED AS A RESULT OF OPERATIONS		239,906	74,693

This Statement is to be read in conjunction with the notes to the Financial Statements

Statement of Financial Position

As at 30 June 2021

	Note	2021 \$	2020 \$
INVESTMENTS			
Australian Listed Shares	18	126,331	85,714
Unit Trusts (Unlisted)	19	227,856	-
Property - Commercial	20	1,410,000	1,380,000
Overseas Unit Trusts	21	14,900	-
		1,779,087	1,465,714
OTHER ASSETS			
Term Deposits	17	3,405,256	3,611,882
Fixtures & Fittings	22	21,774	21,774
Accumulated Depreciation	23	(9,224)	(8,545)
Cash at Bank	24	68,004	6,227
		3,485,810	3,631,338
TOTAL ASSETS		5,264,897	5,097,052
LIABILITIES			
Provisions for Tax - Fund	25	(1,647)	1,710
Financial Position Rounding		(1)	(2)
Sundry Creditors	26	5,251	1,236
		3,603	2,944
TOTAL LIABILITIES		3,603	2,944
NET ASSETS AVAILABLE TO PAY BENEFITS		5,261,294	5,094,108
REPRESENTED BY: LIABILITY FOR MEMBERS' BENEFITS			
Allocated to Members' Accounts	27	5,261,294	5,094,108
		5,261,294	5,094,108

This Statement is to be read in conjunction with the notes to the Financial Statements

Notes to the Financial Statements

For the year ended 30 June 2021

Note 1: Statement of Significant Accounting Policies

The trustees have prepared the financial statements on the basis that the superannuation fund is a non-reporting entity because there are no users dependent on general purpose financial statements. The financial statements are therefore special purpose financial statements that have been prepared in order to meet the requirements of the Superannuation Industry (Supervision) Act 1993 and accompanying Regulations, the trust deed of the fund and the needs of members.

The financial statements have also been prepared on a cash basis unless otherwise stated and are based on historical costs, except for investments, which have been measured at market values.

The following significant accounting policies, which are consistent with the policies applied in the previous period unless otherwise stated, have been adopted in the preparation of the financial statements.

a. Measurement of Investments

The fund initially recognises:

- i. an investment when it controls the future economic benefits expected to flow from the asset. For financial assets, the trade date is considered the date on which control of the future economic benefits attributable to the asset passes to the fund; and
- ii. a financial liability on the date it becomes a party to the contractual provisions of the instrument.

Investments of the fund have been measured at their market values, which is the amount that a willing buyer of the asset could reasonably be expected to pay to acquire the asset from a willing seller if the following assumptions were made:

- that the buyer and seller deal with each other at arm's length in relation to the sale;
- that the sale occurred after proper marketing of the asset; and
- that the buyer and the seller acted knowledgeably and prudentially in relation to the sale.

Market values have been determined as follows:

- i. shares and other securities listed on the Australian Securities Exchange by reference to the relevant market quotations at the end of the reporting period;
- ii. units in managed funds by reference to the unit redemption price at the end of the reporting period;
- iii. fixed interest securities by reference to the redemption price at the end of the reporting period; and
- iv. investment properties at trustees' assessment of their realisable value.

Financial liabilities, such as trade creditors and other payables, are measured at the gross value of the outstanding balance at the reporting date. The trustees have determined that the gross values of the fund's financial liabilities are equivalent to their market values. Any remeasurement changes in the gross values of non-current financial liabilities (including liabilities for members accrued benefits) are recognised in the operating statement in the periods in which they occur.

b. Cash and Cash Equivalents

Cash and cash equivalents include cash on hand and at call, deposits with banks and short-term, highly liquid investments that are readily convertible to cash and are subject to an insignificant risk of change in value.

c. Revenue

Revenue is recognised at the market value of the consideration received or receivable.

Interest revenue

Notes to the Financial Statements

For the year ended 30 June 2021

Interest revenue is recognised in respect of fixed-interest securities, and cash and cash equivalent balances. Interest revenue is recognised upon receipt.

Dividend revenue

Dividend revenue is recognised when the dividend has been paid or, in the case of dividend reinvestment schemes, when the dividend is credited to the benefit of the fund.

Rental revenue

Rental revenue arising from operating leases on investment properties is recognised upon receipt.

Distribution revenue

Distributions from trusts are recognised as at the date the unit value is quoted ex-distributions and if not received at the end of the reporting period, are reflected in the statement of financial position as a receivable.

Contributions and Transfers

Contributions received and transfers in are recognised when the control and the benefits from the revenue is transferred to the fund. Contributions and transfers in are recognised gross of any taxes.

Remeasurement changes in market values

Remeasurement changes in the market values of assets are recognised as income and are determined as the difference between the market value at year-end or consideration received (if sold during the year) and the market value as at the prior year-end or cost (if the investment was acquired during the period).

d. Expenses

Expense are recognised and reflected in the operating statement when they are incurred.

e. Benefits Paid

Benefits are recognised when a valid withdrawal notice is received and approved by the trustee(s) in accordance with the fund's Trust Deed.

f. Liability for Accrued Benefits

The liability for accrued benefits represents the fund's present obligation to pay benefits to members and beneficiaries and has been calculated as the difference between the carrying amount of the assets and the carrying amount of the other payables and income tax liabilities as at the end of the reporting period.

g. Income Tax

The income tax expense (revenue) for the year comprises current income tax expense (revenue) and deferred income tax expense (revenue).

Current income tax expense charged to the profit or loss is the tax payable (refundable) on taxable income. Current tax liabilities (assets) are therefore measured at the amounts expected to be paid to (refunded from) the relevant taxation authority.

Deferred income tax expense reflects movements in deferred tax liability balances during the year as well as unused tax losses.

Except for business combinations, no deferred income tax is recognised from the initial recognition of an asset or liability where there is no effect on accounting or taxable profit or loss.

Notes to the Financial Statements

For the year ended 30 June 2021

Deferred tax assets and liabilities are calculated at the tax rates that are expected to apply to the period when the asset is realised or the liability is settled and their measurement also reflects the manner in which the trustees expect to recover or settle the carrying amount of the related asset or liability.

Deferred tax assets relating to temporary differences and unused tax losses are recognised only to the extent that it is probable that future taxable profit will be available against which the benefits of the deferred tax asset can be utilised.

Current tax assets and liabilities are offset where a legally enforceable right of set-off exists and it is intended that net settlement or simultaneous realisation and settlement of the respective asset and liability will occur. Deferred tax assets and liabilities are offset where:

(a) a legally enforceable right of set-off exists; and

(b) the deferred tax assets and liabilities relate to income taxes levied by the same taxation authority on either the same taxable entity or different taxable entities, where it is intended that net settlement or simultaneous realisation and settlement of the respective asset and liability will occur in future periods in which significant amounts of deferred tax assets or liabilities are expected to be recovered or settled.

The rate of tax used to determine income tax expense (revenue) and current tax liabilities (assets) is 15%, the applicable rate for a complying superannuation fund. This rate is applied to taxable income, after any claim for exempt current pension income, where applicable. The top personal marginal tax rate is applied to a non-complying superannuation fund and to non-arm's length income (NALI).

h. Goods and Services Tax (GST)

Revenues, expenses and assets are recognised net of the amount of GST, except where the amount of GST incurred is not recoverable from the Australian Taxation Office (ATO).

The net amount of GST recoverable from, or payable to, the ATO is included with other receivables or other payables in the statement of financial position.

i. Critical Accounting Estimates and Judgments

The preparation of financial statements requires the trustees to make judgments, estimates and assumptions that affect the application of accounting policies and the reported amounts of assets and liabilities, income and expenses. Actual results may differ from these estimates.

Estimates and underlying assumptions are reviewed on an ongoing basis. Revisions to accounting estimates are recognised in the period in which the estimate is revised and in any future period affected.

The Davies Super Fund

Notes to the Financial Statements

For the year ended 30 June 2021

	2021 \$	2020 \$
Note 2: Term Deposits		
BankSA Term Deposit	13,982	35,609
BankSA Term Deposit	22,904	38,195
Turner Securities	16,124	6,694
	53,010	80,498
Note 3: Australian Listed Shares		
ANZ Banking Grp Ltd - Dividends	1,180	3,147
National Aust. Bank - Dividends	750	2,075
Westpac Banking Corp - Dividends	1,277	1,148
	3,207	6,370
Note 4: Unit Trusts (Unlisted)		
CFS FC WS Inv - Ausbil Aust Active Eq - Distribution	812	-
CFS FC Ws Inv - Inv Mutual Ws Aust Share - Distribution	247	-
CFS FC Ws Inv - Perp Ws Industrial Share - Distribution	138	-
CFS FC Ws Inv - Schroder Ws Aust Equity - Distribution	696	-
CFS FC WS Inv-Credit Suisse WS Cap Gr - Distribution	7,383	-
CFS FC WS Inv-Ws Cash - Distribution	2	-
CFS FC WS Inv-Ws Geared Share - Distribution	1,709	-
CFS FC WS Inv-Ws Imputation - Distribution	1,532	-
CFS FC-Magellan W Global	465	-
	12,984	-
Note 5: Property - Commercial		
1198 South Road, Clovelly Park	23,046	27,033
1252/1254 South Road, Clovelly Park	66,910	67,433
	89,956	94,466
Note 6: Overseas Unit Trusts		
CFS FC Ws Inv - Perp Ws International - Distribution	2,170	-
	2,170	-
Note 7: Cash at Bank		
ANZ Cash Management Account	17	21
BankSA DIY Super Saver	6,604	-
Cash at Bank - Other (Fund)	157	-
	6,778	21

The Davies Super Fund

Notes to the Financial Statements

For the year ended 30 June 2021

	2021	2020
	\$	\$
Note 8: Market Movement Non-Realised		
Market Movement Non-Realised - Overseas Assets	988	-
Market Movement Non-Realised - Real Property	30,000	(30,000)
Market Movement Non-Realised - Shares - Listed	40,617	(45,124)
Market Movement Non-Realised - Trusts - Non-Public & Non-PST	28,341	-
	99,946	(75,124)
Note 9: Market Movement Realised		
Market Movement Realised - Shares - Listed	-	186
	-	186
Note 10: Fund Administration Expenses		
Accountancy Fees	1,989	1,968
Actuarial Fees	338	338
Administration Fee	1,755	-
Audit Fees	1,078	1,078
	5,160	3,384
Note 11: Investment Expenses		
Bank Charges	5	-
	5	-
Note 12: Property / Real Estate Expenses - Commercial 1		
Property - Commercial 1 - Depreciation	679	775
Property - Commercial 1 - Insurance	1,540	1,427
Property - Commercial 1 - Land Tax	685	2,734
Property - Commercial 1 - Rates	807	731
	3,711	5,667
Note 13: Property / Real Estate Expenses - Commercial 2		
Property - Commercial 2 - Insurance	4,174	3,868
Property - Commercial 2 - Land Tax	1,144	4,560
Property - Commercial 2 - Rates	2,188	1,983
Property - Commercial 2 - Repairs & Maintenance	1,218	-
Property - Commercial 2 - Water Charges	3,508	4,356
	12,232	14,767
Note 14: Miscellaneous Expenses		
ATO Rounding Adjustment	-	(1)
	-	(1)

The Davies Super Fund

Notes to the Financial Statements

For the year ended 30 June 2021

	2021 \$	2020 \$
Note 15: Fund Lodgement Expenses		
ATO Annual Return Fee - Supervisory levy	259	259
	259	259
Note 16: Fund Tax Expenses		
Income Tax Expense	6,778	7,648
	6,778	7,648
Note 17: Term Deposits		
BankSA Term Deposit	1,544,630	-
BankSA Term Deposit	1,552,523	1,538,541
BankSA Term Deposit	-	1,965,238
Turner Securities	200,000	-
Turner Securities	108,103	108,103
	3,405,256	3,611,882
Note 18: Australian Listed Shares		
ANZ Banking Grp Ltd	55,371	36,665
National Aust. Bank	32,775	22,775
Virgin Money UK Plc	1,148	516
Westpac Banking Corp	37,037	25,758
	126,331	85,714
Note 19: Unit Trusts (Unlisted)		
CFS FC WS Inv - Ausbil Aust Active Eq	19,735	-
CFS FC Ws Inv - Inv Mutual Ws Aust Share	18,403	-
CFS FC Ws Inv - Perp Ws Industrial Share	18,927	-
CFS FC Ws Inv - Schroder Ws Aust Equity	19,026	-
CFS FC WS Inv-Credit Suisse WS Cap Gr	74,907	-
CFS FC WS Inv-Ws Cash	20,341	-
CFS FC WS Inv-Ws Geared Share	23,010	-
CFS FC WS Inv-Ws Imputation	15,054	-
CFS FC-Magellan W Global	18,453	-
	227,856	-
Note 20: Property - Commercial		
1198 South Road, Clovelly Park	540,000	540,000
1252/1254 South Road, Clovelly Park	870,000	840,000
	1,410,000	1,380,000

The Davies Super Fund

Notes to the Financial Statements

For the year ended 30 June 2021

	2021 \$	2020 \$
Note 21: Overseas Unit Trusts		
CFS FC Ws Inv - Perp Ws International	14,900	-
	14,900	-
Note 22: Fixtures & Fittings		
Depreciable Asset - Plant & Equipment	21,774	21,774
	21,774	21,774
Note 23: Accumulated Depreciation		
Accumulated Depreciation - Plant & Equipment	(9,224)	(8,545)
	(9,224)	(8,545)
Note 24: Cash at Bank		
ANZ Business Online Saver	4,760	4,760
ANZ Cash Management Account	13,117	1,451
BankSA DIY Super Saver	50,111	-
BankSA Investment Cash Account	16	16
	68,004	6,227
Note 25: Provisions for Tax - Fund		
Provision for GST (Fund)	2,115	2,052
Provision for Income Tax (Fund)	(3,762)	(342)
	(1,647)	1,710
Note 26: Sundry Creditors		
Sundry Creditors Number 1	5,251	1,236
	5,251	1,236
Note 27A: Movements in Members' Benefits		
Liability for Members' Benefits Beginning:	5,094,108	5,095,947
Add: Increase (Decrease) in Members' Benefits	239,906	74,690
Less: Benefit Paid	72,720	76,531
Liability for Members' Benefits End	5,261,294	5,094,108
Note 27B: Members' Other Details		
Total Unallocated Benefits	-	-
Total Forfeited Benefits	-	-
Total Preserved Benefits	21,702	20,725
Total Vested Benefits	5,261,294	5,094,108

The Davies Super Fund

Compilation Report

For the year ended 30 June 2021

We have compiled the accompanying special purpose financial statements of The Davies Super Fund, which comprise the statement of financial position as at 30 June 2021, the operating statement for the year then ended, a summary of significant accounting policies and other explanatory notes. The specific purpose for which the special purpose financial statements have been prepared is set out in Note 1 to the financial statements.

The Responsibility of the Trustees

The Trustees of The Davies Super Fund are solely responsible for the information contained in the special purpose financial statements, the reliability, accuracy and completeness of the information and for the determination that the financial reporting framework used is appropriate to meet their needs and for the purpose that the financial statements were prepared.

Our Responsibility

On the basis of information provided by the Trustees, we have compiled the accompanying special purpose financial statements in accordance with the financial reporting framework described in Note 1 to the financial statements and APES 315: *Compilation of Financial Information*.

We have applied our expertise in accounting and financial reporting to compile these financial statements in accordance with the financial reporting framework described in Note 1 to the financial statements. We have complied with the relevant ethical requirements of APES 110: *Code of Ethics for Professional Accountants*.

Assurance Disclaimer

Since a compilation engagement is not an assurance engagement, we are not required to verify the reliability, accuracy or completeness of the information provided to us by management to compile these financial statements. Accordingly, we do not express an audit opinion or a review conclusion on these financial statements.

The special purpose financial statements were compiled exclusively for the benefit of the Trustees who are responsible for the reliability, accuracy and completeness of the information used to compile them. We do not accept responsibility for the contents of the special purpose financial statements.

Firm: TTO Chartered Accountants
Address: 234 Sturt Street
ADELAIDE SA 5000
AUSTRALIA

Signature: _____

Date: _____

The Davies Super Fund

Trustee Declaration

For the year ended 30 June 2021

The trustees have determined that the fund is not a reporting entity. The trustees have determined that the special purpose financial statements should be prepared in accordance with the accounting policies described in Note 1 to the financial statements.

In the opinion of the trustees:

- i. The financial statements, notes to the financial statements and member statements for the year ended 30 June 2021 present fairly, in all material respects, the financial position of the superannuation fund at 30 June 2021 and the results of its operations for the year then ended in accordance with the accounting policies described in Note 1 to the financial statements;
- ii. The financial statements and member statements have been prepared in accordance with the requirements of the Trust Deed; and
- iii. The operation of the Superannuation Fund has been carried out in accordance with its Trust Deed and in compliance with the requirements of the Superannuation Industry (Supervision) Act 1993 and associated Regulations during the year ended 30 June 2021.

Signed in accordance with a resolution of the trustees by:

Bernard Ross Davies

Dianne Margaret Davies

Scott Davies

Date: __/__/____

Investment Summary

As at 30 June 2021

Investment	Code	Units	Average Unit Cost \$	Market Price \$	Adjusted Cost \$	Market Value \$	Gain / Loss \$	Gain / Loss %	Portfolio Weight %
Cash									
ANZ Business Online Saver	-	-	-	-	4,759.99	4,759.99	-	-	0.09
ANZ Cash Management Account	-	-	-	-	13,116.58	13,116.58	-	-	0.25
BankSA DIY Super Saver	-	-	-	-	50,110.54	50,110.54	-	-	0.95
BankSA Investment Cash Account	-	-	-	-	16.44	16.44	-	-	-
					68,003.55	68,003.55	-	-	1.29
Domestic Shares									
ANZ Banking Grp Ltd	ANZ	1,967,0000	30.5305	28.1500	60,053.48	55,371.05	(4,682.43)	(7.80)	1.05
National Aust. Bank	NAB	1,250,0000	32.9132	26.2200	41,141.52	32,775.00	(8,366.52)	(20.34)	0.62
Virgin Money UK Plc	VUK	312,0000	4.0164	3.6800	1,253.12	1,148.16	(104.96)	(8.38)	0.02
Westpac Banking Corp	WBC	1,435,0000	32.7647	25.8100	47,017.41	37,037.35	(9,980.06)	(21.23)	0.71
					149,465.53	126,331.56	(23,133.97)	(15.48)	2.41
Fixed Interest Securities									
BankSA Term Deposit	-	-	-	-	1,544,629.92	1,544,629.92	-	-	29.41
BankSA Term Deposit	-	-	-	-	1,552,522.98	1,552,522.98	-	-	29.56
Turner Securities	-	-	-	-	200,000.00	200,000.00	-	-	3.81
Turner Securities	-	-	-	-	108,103.22	108,103.22	-	-	2.06
					3,405,256.12	3,405,256.12	-	-	64.83
Foreign Assets									
CFS FC Ws Inv - Perp Ws International	FSF0479AU	16,677.7337	0.8336	0.8934	13,902.13	14,899.89	997.76	7.18	0.28
					13,902.13	14,899.89	997.76	7.18	0.28
Non-Public & Non-PST Trusts									
CFS FC Ws Inv - Ausbil Aust Active Eq	FSF0460AU	11,347.9066	1.4411	1.7391	16,352.96	19,735.14	3,382.18	20.68	0.38
CFS FC Ws Inv - Inv Mutual Ws Aust Share	FSF0465AU	11,018.5735	1.4669	1.6702	16,162.70	18,403.22	2,240.52	13.86	0.35
CFS FC Ws Inv - Perp Ws Industrial Share	FSF0458AU	12,552.6853	1.2329	1.5078	15,476.36	18,926.94	3,450.58	22.30	0.36
CFS FC Ws Inv - Schroder Ws Aust Equity	FSF0462AU	12,871.3723	1.2778	1.4782	16,446.51	19,026.46	2,579.95	15.69	0.36
CFS FC Ws Inv-Credit Suisse Ws Cap Gr	FSF0476AU	68,696.6953	0.9892	1.0904	67,952.34	74,906.88	6,954.54	10.23	1.43
CFS FC Ws Inv-Ws Cash	FSF0075AU	20,131.6510	1.0104	1.0104	20,340.14	20,341.02	0.88	-	0.39
CFS FC Ws Inv-Ws Geared Share	FSF0043AU	4,154.9649	3.9377	5.5380	16,361.14	23,010.20	6,649.06	40.64	0.44
CFS FC Ws Inv-Ws Imputation	FSF0003AU	5,632.3683	2.3450	2.6727	13,207.70	15,053.63	1,845.93	13.98	0.29
CFS FC-Magellan W Global	FSF1198AU	7,397.9040	2.2970	2.4943	16,992.72	18,452.59	1,459.87	8.59	0.35
					199,292.57	227,856.08	28,563.51	14.33	4.34
Property									
1198 South Road, Clovelly Park	1198SOUTH725	1,0000	540,000.0000	540,000.0000	540,000.00	540,000.00	-	-	10.28
1252/1254 South Road, Clovelly Park	125254SOUTH724	1,0000	870,000.0000	870,000.0000	870,000.00	870,000.00	-	-	16.56
					1,410,000.00	1,410,000.00	-	-	26.85

Investment Summary

As at 30 June 2021

Investment	Code	Units	Average Unit Cost \$	Market Price \$	Adjusted Cost \$	Market Value \$	Gain / Loss \$	Gain / Loss %	Portfolio Weight %
Total Investments					5,245,919.90	5,252,347.20	6,427.30	0.12	100.00

Gain / Loss \$ is equal to Market Value \$ less Adjusted Cost \$
Gain / Loss % is equal to Gain Loss \$ divided by Adjusted Cost \$, expressed as a percentage.

Member Account Balances

For the year ended 30 June 2021

Member Accounts	Opening Balance	Transfers & Tax Free Contributions	Taxable Contributions	Transfers to Pension Membership	Less: Member Tax	Less: Member Expenses	Less: Withdrawals	Distributions	Closing Balance
Davies, Bernard (74)									
Accumulation									
Accum (00001)	1,935,993.53	-	-	-	-	-	-	91,288.92	2,027,282.45
Pension									
ABP (00004) - 0.34	1,431,052.91	-	-	-	-	-	35,780.00	67,379.13	1,462,652.04
	1,431,052.91	-	-	-	-	-	35,780.00	67,379.13	1,462,652.04
	3,367,046.44	-	-	-	-	-	35,780.00	158,668.05	3,489,934.49
Davies, Dianne (67)									
Accumulation									
Accum (00002)	229,665.17	-	-	-	-	-	-	10,829.52	240,494.69
Pension									
ABP (00005) - 17.31	1,476,671.25	-	-	-	-	-	36,940.00	69,430.98	1,509,162.23
	1,476,671.25	-	-	-	-	-	36,940.00	69,430.98	1,509,162.23
	1,706,336.42	-	-	-	-	-	36,940.00	80,260.50	1,749,656.92
Davies, Scott (48)									
Accumulation									
Accum (00003)	20,725.15	-	-	-	-	-	-	977.26	21,702.41
	20,725.15	-	-	-	-	-	-	977.26	21,702.41
Reserve	-	-	-	-	-	-	-	-	-
TOTALS	5,094,108.01	-	-	-	-	-	72,720.00	239,905.81	5,261,293.82

CALCULATED FUND EARNING RATE: 4.7154 %

APPLIED FUND EARNING RATE: 4.7154 %

Member Statement

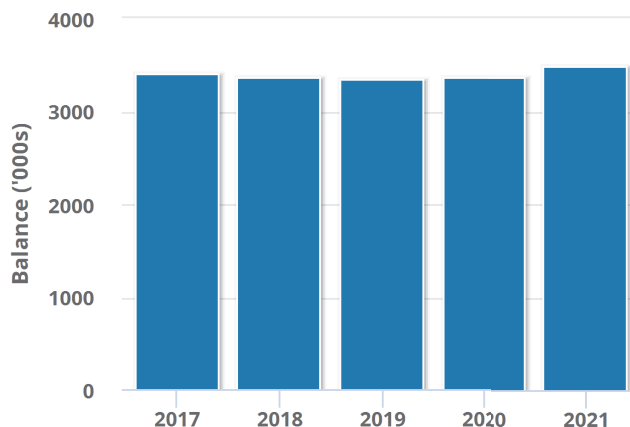
For the year ended 30 June 2021

Member details

Mr Bernard Ross Davies
192 The Esplanade
BRIGHTON SA 5048

Valid TFN Supplied: Yes
Date of Birth: 11/10/1946
Date Joined Fund: 26/03/2007
Date Employed:
Eligible Service Date: 26/03/2007

Your recent balance history



YOUR OPENING BALANCE

\$3,367,046.44

\$122,888.05

Balance Increase

YOUR CLOSING BALANCE

\$3,489,934.49

Your Net Fund Return

4.7154%

Your account at a glance

Opening Balance as at 01/07/2020	\$3,367,046.44
----------------------------------	----------------

What has been deducted from your account

Pension Payments During Period	\$35,780.00
--------------------------------	-------------

New Earnings	\$158,668.05
---------------------	---------------------

Closing Balance at 30/06/2021	\$3,489,934.49
--------------------------------------	-----------------------

Member Statement

For the year ended 30 June 2021

Consolidated - Mr Bernard Ross Davies

ACCESS TO YOUR BENEFITS

Unrestricted non-preserved (Generally available to be withdrawn)	\$3,489,934.49
Restricted non-preserved (Generally available when you leave your employer)	\$0.00
Preserved (Generally available once you retire, after reaching your preservation age)	\$0.00

YOUR TAX COMPONENTS

Tax Free Component	\$10,937.46
Taxable Component	\$3,478,997.03

YOUR INSURANCE COVER

Death Benefit	\$0.00
Disability Benefit	\$0.00
Salary Continuance (Annual Insured Benefit)	\$0.00

YOUR TOTAL SUPERANNUATION BALANCE

Your total superannuation balance	\$3,489,934.49
-----------------------------------	----------------

NOTE: This amount does not include any entitlements from external super funds

INVESTMENT RETURN

The return on your investment for the year	4.72 %
--	--------

Member Statement

For the year ended 30 June 2021

Accumulation Account - Mr Bernard Ross Davies

ACCOUNT SUMMARY

Opening Balance as at 01/07/2020	\$1,935,993.53
New Earnings	\$91,288.92
Closing Balance at 30/06/2021	\$2,027,282.45

ACCESS TO YOUR BENEFITS

Unrestricted non-preserved (Generally available to be withdrawn)	\$2,027,282.45
Restricted non-preserved (Generally available when you leave your employer)	\$0.00
Preserved (Generally available once you retire, after reaching your preservation age)	\$0.00

YOUR TAX COMPONENTS

Tax Free Component	\$6,034.65
Taxable Component	\$2,021,247.80

Member Statement

For the year ended 30 June 2021

Account Based Pension - Mr Bernard Ross Davies

PENSION ACCOUNT DETAILS

Member ID	00004
Pension Type	ACCOUNT
Pension Commencement Date	1/07/2013
Reversionary Pension	No

ACCOUNT SUMMARY

Opening Balance as at 01/07/2020	\$1,431,052.91
---	-----------------------

What has been deducted from your account

Pension Payments During Period	\$35,780.00
--------------------------------	-------------

New Earnings	\$67,379.13
---------------------	--------------------

Closing Balance at 30/06/2021	\$1,462,652.04
--------------------------------------	-----------------------

ACCESS TO YOUR BENEFITS

Unrestricted non-preserved (Generally available to be withdrawn)	\$1,462,652.04
Restricted non-preserved (Generally available when you leave your employer)	\$0.00
Preserved (Generally available once you retire, after reaching your preservation age)	\$0.00

YOUR TAX COMPONENTS

Tax Free Component	\$4,902.81
Tax Free Proportion %	0.34%
Taxable Component	\$1,457,749.23

Member Statement

For the year ended 30 June 2021

YOUR BENEFICIARY(s) - Mr Bernard Ross Davies

No beneficiaries have been recorded.

FUND CONTACT DETAILS

David Tonellato
(08) 8211 9426
234 Sturt Street
ADELAIDE SA 5000
AUSTRALIA

ADMINISTRATOR CONTACT DETAILS

David Tonellato
234 Sturt Street
ADELAIDE SA 5000
AUSTRALIA

(08) 8211 9426

Member Statement

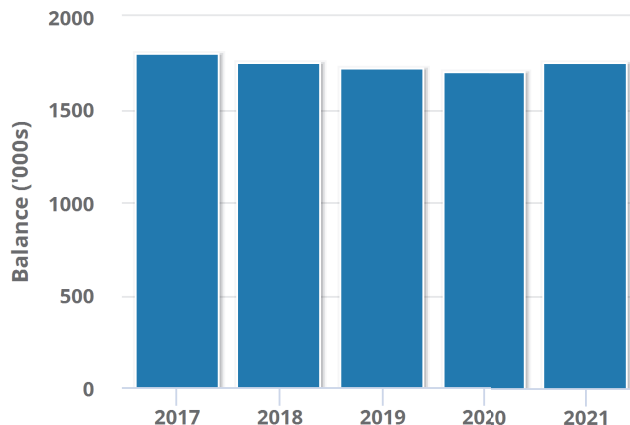
For the year ended 30 June 2021

Member details

Mrs Dianne Margaret Davies
192 The Esplanade
BRIGHTON SA 5048

Valid TFN Supplied: Yes
Date of Birth: 01/08/1953
Date Joined Fund: 26/03/2007
Date Employed:
Eligible Service Date: 15/05/1981

Your recent balance history



YOUR OPENING BALANCE

\$1,706,336.42

\$43,320.50

Balance Increase

YOUR CLOSING BALANCE

\$1,749,656.92

Your Net Fund Return

4.7154%

Your account at a glance

Opening Balance as at 01/07/2020	\$1,706,336.42
----------------------------------	-----------------------

What has been deducted from your account

Pension Payments During Period	\$36,940.00
--------------------------------	-------------

New Earnings	\$80,260.50
---------------------	--------------------

Closing Balance at 30/06/2021	\$1,749,656.92
--------------------------------------	-----------------------

Member Statement

For the year ended 30 June 2021

Consolidated - Mrs Dianne Margaret Davies

ACCESS TO YOUR BENEFITS

Unrestricted non-preserved (Generally available to be withdrawn)	\$1,749,656.92
Restricted non-preserved (Generally available when you leave your employer)	\$0.00
Preserved (Generally available once you retire, after reaching your preservation age)	\$0.00

YOUR TAX COMPONENTS

Tax Free Component	\$294,760.43
Taxable Component	\$1,454,896.49

YOUR INSURANCE COVER

Death Benefit	\$0.00
Disability Benefit	\$0.00
Salary Continuance (Annual Insured Benefit)	\$0.00

YOUR TOTAL SUPERANNUATION BALANCE

Your total superannuation balance	\$1,749,656.92
-----------------------------------	----------------

NOTE: This amount does not include any entitlements from external super funds

INVESTMENT RETURN

The return on your investment for the year	4.72 %
--	--------

Member Statement

For the year ended 30 June 2021

Accumulation Account - Mrs Dianne Margaret Davies

ACCOUNT SUMMARY

Opening Balance as at 01/07/2020	\$229,665.17
New Earnings	\$10,829.52
Closing Balance at 30/06/2021	\$240,494.69

ACCESS TO YOUR BENEFITS

Unrestricted non-preserved (Generally available to be withdrawn)	\$240,494.69
Restricted non-preserved (Generally available when you leave your employer)	\$0.00
Preserved (Generally available once you retire, after reaching your preservation age)	\$0.00

YOUR TAX COMPONENTS

Tax Free Component	\$33,566.71
Taxable Component	\$206,927.98

Member Statement

For the year ended 30 June 2021

Account Based Pension - Mrs Dianne Margaret Davies

PENSION ACCOUNT DETAILS

Member ID	00005
Pension Type	ACCOUNT
Pension Commencement Date	1/07/2015
Reversionary Pension	No

ACCOUNT SUMMARY

Opening Balance as at 01/07/2020	\$1,476,671.25
---	-----------------------

What has been deducted from your account

Pension Payments During Period	\$36,940.00
--------------------------------	-------------

New Earnings	\$69,430.98
---------------------	--------------------

Closing Balance at 30/06/2021	\$1,509,162.23
--------------------------------------	-----------------------

ACCESS TO YOUR BENEFITS

Unrestricted non-preserved (Generally available to be withdrawn)	\$1,509,162.23
Restricted non-preserved (Generally available when you leave your employer)	\$0.00
Preserved (Generally available once you retire, after reaching your preservation age)	\$0.00

YOUR TAX COMPONENTS

Tax Free Component	\$261,193.72
Tax Free Proportion %	17.31%
Taxable Component	\$1,247,968.51

Member Statement

For the year ended 30 June 2021

YOUR BENEFICIARY(s) - Mrs Dianne Margaret Davies

No beneficiaries have been recorded.

FUND CONTACT DETAILS

David Tonellato
(08) 8211 9426
234 Sturt Street
ADELAIDE SA 5000
AUSTRALIA

ADMINISTRATOR CONTACT DETAILS

David Tonellato
234 Sturt Street
ADELAIDE SA 5000
AUSTRALIA

(08) 8211 9426

Member Statement

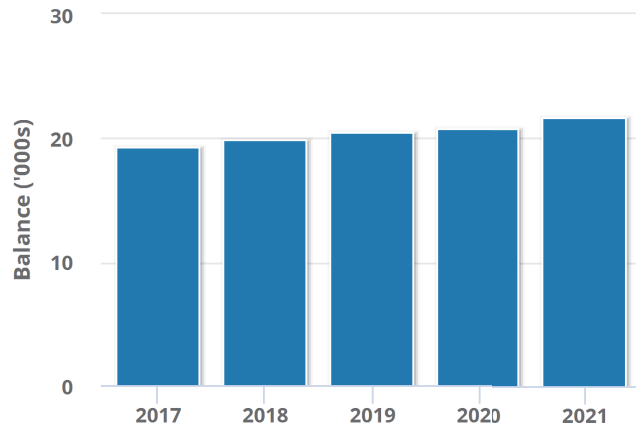
For the year ended 30 June 2021

Member details

Mr Scott Davies
192 The Esplanade
BRIGHTON SA 5048

Valid TFN Supplied: Yes
Date of Birth: 22/08/1972
Date Joined Fund: 29/06/2007
Date Employed:
Eligible Service Date: 29/06/2007

Your recent balance history



YOUR OPENING BALANCE

\$20,725.15

\$977.26

Balance Increase

YOUR CLOSING BALANCE

\$21,702.41

Your Net Fund Return

4.7154%

Your account at a glance

Opening Balance as at 01/07/2020	\$20,725.15
New Earnings	\$977.26
Closing Balance at 30/06/2021	\$21,702.41

Member Statement

For the year ended 30 June 2021

Consolidated - Mr Scott Davies

ACCESS TO YOUR BENEFITS

Unrestricted non-preserved (Generally available to be withdrawn)	\$0.00
Restricted non-preserved (Generally available when you leave your employer)	\$0.00
Preserved (Generally available once you retire, after reaching your preservation age)	\$21,702.41

YOUR TAX COMPONENTS

Tax Free Component	\$1.43
Taxable Component	\$21,700.98

YOUR INSURANCE COVER

Death Benefit	\$0.00
Disability Benefit	\$0.00
Salary Continuance (Annual Insured Benefit)	\$0.00

YOUR TOTAL SUPERANNUATION BALANCE

Your total superannuation balance	\$21,702.41
-----------------------------------	-------------

NOTE: This amount does not include any entitlements from external super funds

INVESTMENT RETURN

The return on your investment for the year	4.72 %
--	--------

Member Statement

For the year ended 30 June 2021

Accumulation Account - Mr Scott Davies

ACCOUNT SUMMARY

Opening Balance as at 01/07/2020	\$20,725.15
New Earnings	\$977.26
Closing Balance at 30/06/2021	\$21,702.41

ACCESS TO YOUR BENEFITS

Unrestricted non-preserved (Generally available to be withdrawn)	\$0.00
Restricted non-preserved (Generally available when you leave your employer)	\$0.00
Preserved (Generally available once you retire, after reaching your preservation age)	\$21,702.41

YOUR TAX COMPONENTS

Tax Free Component	\$1.43
Taxable Component	\$21,700.98

Member Statement

For the year ended 30 June 2021

YOUR BENEFICIARY(s) - Mr Scott Davies

No beneficiaries have been recorded.

FUND CONTACT DETAILS

David Tonellato
(08) 8211 9426
234 Sturt Street
ADELAIDE SA 5000
AUSTRALIA

ADMINISTRATOR CONTACT DETAILS

David Tonellato
234 Sturt Street
ADELAIDE SA 5000
AUSTRALIA

(08) 8211 9426

Minutes of Meeting of the Trustees of The Davies Super Fund

Held at: 192 The Esplanade
BRIGHTON SA 5048

Held on:

Present: Bernard Ross Davies
Dianne Margaret Davies
Scott Davies

Minutes: The Chair reported that the minutes of the previous meeting had been signed as a true record.

Financial Statements: It was resolved that the financial statements would be prepared as special purpose financial statements as, in the opinion of the trustees, the superannuation fund is a non-reporting entity and therefore is not required to comply with all the Australian Accounting Standards.

The Chair tabled the financial statements and notes to the financial statements of the superannuation fund in respect of the year ended 30th June 2021 and it was resolved that such statements be and are hereby adopted as tabled.

Trustee Declaration: It was resolved that the trustee declaration included in the superannuation fund's financial statements be signed.

Income Tax Return: Being satisfied that the fund had complied with the requirements of the Superannuation Industry (Supervision) Act 1993 (SISA) and Regulations during the year ended 30th June 2021, it was resolved that, once the audit has been finalised and the audit report issued, the annual return be approved and signed by the trustee and lodged with the Australian Taxation Office by TTO Chartered Accountants.

Investment Strategy: The allocation of the fund's assets and the fund's investment performance over the financial year were reviewed and found to be within the acceptable ranges outlined in the investment strategy. After considering

the risk, rate of return, diversification and liquidity of the investments, the ability of the fund to discharge its existing liabilities and the provision of insurance cover for fund members, it was resolved that the investment strategy continues to reflect the purposes and circumstances of the fund and its members. Accordingly, no changes to the investment strategy were required.

Allocation of Income:

It was resolved that the income of the fund would be allocated to the members in accordance with the fund's trust deed, on a fair and reasonable basis.

**Investment
Acquisitions/Disposals:**

It was resolved to ratify the investment acquisitions and disposals throughout the financial year ended 30th June 2021.

30/07/2020	BUY	CFS FC WS Inv-Ws Imputation	4,000.00
30/07/2020	BUY	CFS FC WS Inv-Ws Geared Share	4,000.00
30/07/2020	BUY	CFS FC Ws Inv - Perp Ws Industrial Share	4,000.00
30/07/2020	BUY	CFS FC WS Inv - Ausbil Aust Active Eq	4,000.00
30/07/2020	BUY	CFS FC Ws Inv - Schroder Ws Aust Equity	4,000.00
30/07/2020	BUY	CFS FC WS Inv-Credit Suisse WS Cap Gr	4,000.00
30/07/2020	BUY	CFS FC Ws Inv - Perp Ws International	4,000.00
30/07/2020	BUY	CFS FC-Magellan W Global	4,000.00
30/07/2020	BUY	CFS FC Ws Inv - Inv Mutual Ws Aust Share	4,000.00
11/08/2020	BUY	CFS FC WS Inv-Ws Imputation	3,938.61
11/08/2020	BUY	CFS FC WS Inv-Ws Geared Share	3,857.79
11/08/2020	BUY	CFS FC Ws Inv - Perp Ws Industrial Share	3,944.90
11/08/2020	BUY	CFS FC WS Inv - Ausbil Aust Active Eq	3,925.74
11/08/2020	BUY	CFS FC Ws Inv - Schroder Ws Aust Equity	3,903.68
11/08/2020	BUY	CFS FC WS Inv-Credit Suisse WS Cap Gr	3,932.76
11/08/2020	BUY	CFS FC Ws Inv - Perp Ws International	3,903.32
11/08/2020	BUY	CFS FC Ws Inv - Inv Mutual Ws Aust Share	3,936.42
11/08/2020	BUY	CFS FC-Magellan W Global	4,024.75
27/08/2020	BUY	CFS FC WS Inv-Ws Imputation	1,865.07
27/08/2020	BUY	CFS FC WS Inv-Ws Geared Share	3,795.32
27/08/2020	BUY	CFS FC Ws Inv - Perp Ws Industrial	1,986.48

		Share	
27/08/2020	BUY	CFS FC WS Inv - Ausbil Aust Active Eq	1,991.45
27/08/2020	BUY	CFS FC Ws Inv - Schroder Ws Aust Equity	2,069.95
27/08/2020	BUY	CFS FC WS Inv-Credit Suisse WS Cap Gr	22,098.18
27/08/2020	BUY	CFS FC Ws Inv - Perp Ws International	2,066.65
27/08/2020	BUY	CFS FC Ws Inv - Inv Mutual Ws Aust Share	2,106.15
27/08/2020	BUY	CFS FC-Magellan W Global	3,681.63
27/09/2020	BUY	CFS FC WS Inv-Ws Imputation	59.42
27/09/2020	BUY	CFS FC Ws Inv - Inv Mutual Ws Aust Share	49.29
27/09/2020	BUY	CFS FC WS Inv-Credit Suisse WS Cap Gr	94.74
27/09/2020	BUY	CFS FC Ws Inv - Schroder Ws Aust Equity	72.83
27/09/2020	BUY	CFS FC WS Inv - Ausbil Aust Active Eq	50.40
27/09/2020	BUY	CFS FC Ws Inv - Perp Ws Industrial Share	25.31
03/11/2020	BUY	CFS FC WS Inv-Ws Imputation	239.13
02/12/2020	BUY	CFS FC WS Inv-Ws Geared Share	2,999.14
02/12/2020	BUY	CFS FC Ws Inv - Perp Ws Industrial Share	5,407.18
02/12/2020	BUY	CFS FC WS Inv-Ws Imputation	1,872.51
02/12/2020	BUY	CFS FC-Magellan W Global	5,010.88
02/12/2020	BUY	CFS FC Ws Inv - Perp Ws International	1,772.60
02/12/2020	BUY	CFS FC WS Inv - Ausbil Aust Active Eq	5,628.08
02/12/2020	BUY	CFS FC Ws Inv - Inv Mutual Ws Aust Share	5,889.61
02/12/2020	BUY	CFS FC WS Inv-Credit Suisse WS Cap Gr	30,548.70
02/12/2020	BUY	CFS FC Ws Inv - Schroder Ws Aust Equity	5,776.93
13/12/2020	BUY	CFS FC WS Inv - Ausbil Aust Active Eq	87.09
13/12/2020	BUY	CFS FC Ws Inv - Perp Ws Industrial Share	49.89
13/12/2020	BUY	CFS FC WS Inv-Credit Suisse WS Cap Gr	800.66
13/12/2020	BUY	CFS FC Ws Inv - Schroder Ws Aust Equity	74.60
13/12/2020	BUY	CFS FC WS Inv-Ws Geared Share	171.67
13/12/2020	BUY	CFS FC Ws Inv - Perp Ws International	70.75
13/12/2020	BUY	CFS FC Ws Inv - Inv Mutual Ws Aust Share	43.58

28/03/2021	BUY	CFS FC WS Inv-Ws Imputation	364.83
28/03/2021	BUY	CFS FC Ws Inv - Schroder Ws Aust Equity	212.30
28/03/2021	BUY	CFS FC WS Inv-Ws Geared Share	339.10
28/03/2021	BUY	CFS FC WS Inv-Credit Suisse WS Cap Gr	1,933.85
28/03/2021	BUY	CFS FC WS Inv - Ausbil Aust Active Eq	328.26
28/03/2021	BUY	CFS FC Ws Inv - Perp Ws Industrial Share	25.02
28/03/2021	BUY	CFS FC Ws Inv - Inv Mutual Ws Aust Share	87.39
21/04/2021	BUY	CFS FC Ws Inv - Perp Ws International	1,864.32
30/06/2021	BUY	CFS FC WS Inv-Ws Cash	2.01
30/06/2021	BUY	CFS FC WS Inv-Ws Imputation	868.13
30/06/2021	BUY	CFS FC WS Inv-Ws Cash	20,339.01
30/06/2021	BUY	CFS FC-Magellan W Global	464.83
30/06/2021	BUY	CFS FC Ws Inv - Inv Mutual Ws Aust Share	66.97
30/06/2021	BUY	CFS FC Ws Inv - Perp Ws International	234.68
30/06/2021	BUY	CFS FC WS Inv-Credit Suisse WS Cap Gr	4,554.22
30/06/2021	BUY	CFS FC Ws Inv - Schroder Ws Aust Equity	336.22
30/06/2021	BUY	CFS FC WS Inv - Ausbil Aust Active Eq	346.62
30/06/2021	BUY	CFS FC Ws Inv - Perp Ws Industrial Share	37.58
30/06/2021	BUY	CFS FC WS Inv-Ws Geared Share	1,198.12

Auditors and Tax Agents:

It was resolved that Tony Boys will continue acting as auditor and TTO Chartered Accountants will continue as tax agent of the fund for the year ending 30th June 2022.

Trustee's Status:

Each of the trustees confirmed that they are qualified to act as a trustee of the fund and that they are not a disqualified person as defined by s120 of the SISA.

All resolutions for this meeting were made in accordance with the SISA and Regulations.

There being no further business the meeting was closed.

Signed as a true and correct record

Chairperson:

Date:



Who should complete this annual return?

Only self-managed superannuation funds (SMSFs) can complete this annual return. All other funds must complete the *Fund income tax return 2021* (NAT 71287).

- ! The *Self-managed superannuation fund annual return instructions 2021* (NAT 71606) (the instructions) can assist you to complete this annual return.
- The SMSF annual return cannot be used to notify us of a change in fund membership. You must update fund details via ABR.gov.au or complete the Change of details for superannuation entities form (NAT 3036).

To complete this annual return

- Print clearly, using a BLACK pen only.
- Use BLOCK LETTERS and print one character per box.

S M I T H S T

- Place X in ALL applicable boxes.

➤ Postal address for annual returns:

Australian Taxation Office
GPO Box 9845
[insert the name and postcode
of your capital city]

For example;

Australian Taxation Office
GPO Box 9845
SYDNEY NSW 2001

Section A: Fund information

1 Tax file number (TFN) On File

- ! The ATO is authorised by law to request your TFN. You are not obliged to quote your TFN but not quoting it could increase the chance of delay or error in processing your annual return. See the Privacy note in the Declaration.

➤ To assist processing, write the fund's TFN at the top of pages 3, 5, 7 and 9.

2 Name of self-managed superannuation fund (SMSF)

The Davies Super Fund

3 Australian business number (ABN) (if applicable) 83551531676

4 Current postal address

234 Sturt Street

Suburb/town

ADELAIDE

State/territory

SA

Postcode

5000

5 Annual return status

Is this an amendment to the SMSF's 2021 return?

A No ☐ Yes ☐

Is this the first required return for a newly registered SMSF?

B No ☒ Yes ☐

712260621





6 SMSF auditor

Auditor's name

Title: Mr ☒ Mrs ☐ Miss ☐ Ms ☐ Other

Family name

Boys

First given name

Tony

Other given names

SMSF Auditor Number

100014140

Auditor's phone number

0410712708

Postal address

PO BOX 3376

Suburb/town

RUNDLE MALL

State/territory

SA

Postcode

5000

Date audit was completed **A** Day Month Year

Was Part A of the audit report qualified?

B No ☐ Yes ☐

Was Part B of the audit report qualified?

C No ☐ Yes ☐

If Part B of the audit report was qualified, have the reported issues been rectified?

D No ☐ Yes ☐

7 Electronic funds transfer (EFT)

We need your self-managed super fund's financial institution details to pay any super payments and tax refunds owing to you.

A Fund's financial institution account details

This account is used for super contributions and rollovers. Do not provide a tax agent account here.

Fund BSB number Fund account number

Fund account name

I would like my tax refunds made to this account. ☐ Go to C.

B Financial institution account details for tax refunds

This account is used for tax refunds. You can provide a tax agent account here.

BSB number Account number

Account name

C Electronic service address alias

Provide the electronic service address alias (ESA) issued by your SMSF messaging provider. (For example, SMSFdataESAAlias). See instructions for more information.

SuperMate



Fund's tax file number (TFN) **On File**

8 Status of SMSF

Australian superannuation fund

A No ☐ Yes ☒

Fund benefit structure

B **A** Code

Does the fund trust deed allow acceptance of the Government's Super Co-contribution and Low Income Super Amounts?

C No ☐ Yes ☒

9 Was the fund wound up during the income year?

No ☒ Yes ☐ If yes, provide the date on which the fund was wound up Day Month Year Have all tax lodgment and payment obligations been met? No ☐ Yes ☐

10 Exempt current pension income

Did the fund pay retirement phase superannuation income stream benefits to one or more members in the income year?

☒ To claim a tax exemption for current pension income, you must pay at least the minimum benefit payment under the law. Record exempt current pension income at Label **A**.

No ☐ Go to Section B: Income.

Yes ☒ Exempt current pension income amount **A** ~~95,181~~

Which method did you use to calculate your exempt current pension income?

Segregated assets method **B** ☐

Unsegregated assets method **C** ☒ Was an actuarial certificate obtained? **D** Yes ☒

Did the fund have any other income that was assessable?

E Yes ☒ Go to Section B: Income.

No ☐ Choosing 'No' means that you do not have any assessable income, including no-TFN quoted contributions. Go to Section C: Deductions and non-deductible expenses. (Do **not** complete Section B: Income.)

☒ If you are entitled to claim any tax offsets, you can list these at Section D: Income tax calculation statement.



Section B: Income

Do not complete this section if all superannuation interests in the SMSF were supporting superannuation income streams in the retirement phase for the **entire year**, there was **no** other income that was assessable, and you **have not** realised a deferred notional gain. If you are entitled to claim any tax offsets, you can record these at Section D: Income tax calculation statement.

11 Income

Did you have a capital gains tax (CGT) event during the year?

G No ☐ Yes ☒

If the total capital loss or total capital gain is greater than \$10,000 or you elected to use the transitional CGT relief in 2017 and the deferred notional gain has been realised, complete and attach a *Capital gains tax (CGT) schedule 2021*.

Have you applied an exemption or rollover?

M No ☐ Yes ☐

Code

☐

Net capital gain **A** \$ 7,334

Gross rent and other leasing and hiring income **B** \$ 89,955

Gross interest **C** \$ 59,787

Forestry managed investment scheme income **X** \$ 0

Gross foreign income

D1 \$ 1,487

Net foreign income **D** \$ 1,487

Loss

☐

Australian franking credits from a New Zealand company

E \$ 0

Transfers from foreign funds

F \$ 0

Number

0

Gross payments where ABN not quoted

H \$ 0

Gross distribution from partnerships

I \$ 0

Loss

☐

*Unfranked dividend amount

J \$ 0

*Franked dividend amount

K \$ 3,207

*Dividend franking credit

L \$ 1,374

*Gross trust distributions

M \$ 3,762

Code

Q

Calculation of assessable contributions

Assessable employer contributions

R1 \$ 0

plus Assessable personal contributions

R2 \$ 0

plus **No-TFN-quoted contributions

R3 \$ 0

(an amount must be included even if it is zero)

less Transfer of liability to life insurance company or PST

R6 \$ 0

Assessable contributions
(**R1** plus **R2**
plus **R3** less **R6**)

R \$ 0

Calculation of non-arm's length income

*Net non-arm's length private company dividends

U1 \$ 0

plus *Net non-arm's length trust distributions

U2 \$ 0

plus *Net other non-arm's length income

U3 \$ 0

*Other income

S \$ 0

*Assessable income due to changed tax status of fund

T \$ 0

Net non-arm's length income
(subject to 45% tax rate)
(**U1** plus **U2** plus **U3**)

U \$ 0

Code

☐

#This is a mandatory label.

*If an amount is entered at this label, check the instructions to ensure the correct tax treatment has been applied.

GROSS INCOME
(Sum of labels **A** to **U**)

W \$ 166,906

Loss

☐

Exempt current pension income

Y \$ 95,181

TOTAL ASSESSABLE INCOME (**W** less **Y**)

V \$ 71,725

Loss

☐

Section C: Deductions and non-deductible expenses**12 Deductions and non-deductible expenses**

- Under 'Deductions' list all expenses and allowances you are entitled to claim a deduction for. Under 'Non-deductible expenses', list all other expenses or normally allowable deductions that you cannot claim as a deduction (for example, all expenses related to exempt current pension income should be recorded in the 'Non-deductible expenses' column).

	DEDUCTIONS		NON-DEDUCTIBLE EXPENSES
Interest expenses within Australia	A1 \$ <input type="text" value="0"/>		A2 \$ <input type="text" value="0"/>
Interest expenses overseas	B1 \$ <input type="text" value="0"/>		B2 \$ <input type="text" value="0"/>
Capital works expenditure	D1 \$ <input type="text" value="0"/>		D2 \$ <input type="text" value="0"/>
Decline in value of depreciating assets	E1 \$ <input type="text" value="0"/>		E2 \$ <input type="text" value="0"/>
Insurance premiums – members	F1 \$ <input type="text" value="0"/>		F2 \$ <input type="text" value="0"/>
SMSF auditor fee	H1 \$ <input type="text" value="464"/>		H2 \$ <input type="text" value="614"/>
Investment expenses	I1 \$ <input type="text" value="6,854"/>		I2 \$ <input type="text" value="9,094"/>
Management and administration expenses	J1 \$ <input type="text" value="1,755"/>		J2 \$ <input type="text" value="2,327"/>
Forestry managed investment scheme expense	U1 \$ <input type="text" value="0"/>		U2 \$ <input type="text" value="0"/>
Other amounts	L1 \$ <input type="text" value="257"/>	Code <input type="text" value="O"/>	L2 \$ <input type="text" value="10,541"/>
Tax losses deducted	M1 \$ <input type="text" value="0"/>		

TOTAL DEDUCTIONS**N** \$ (Total **A1** to **M1**)**TOTAL NON-DEDUCTIBLE EXPENSES****Y** \$ (Total **A2** to **L2**)**#TAXABLE INCOME OR LOSS****O** \$ (TOTAL ASSESSABLE INCOME less
TOTAL DEDUCTIONS)Loss ☐**TOTAL SMSF EXPENSES****Z** \$

(N plus Y)

#This is a mandatory label.



Section D: Income tax calculation statement

#Important:

Section B label **R3**, Section C label **O** and Section D labels **A, T1, J, T5** and **I** are mandatory. If you leave these labels blank, you will have specified a zero amount.

13 Calculation statement

Please refer to the *Self-managed superannuation fund annual return instructions 2021* on how to complete the calculation statement.

#Taxable income **A** \$ ~~0.00~~
(an amount must be included even if it is zero)

#Tax on taxable income **T1** \$
(an amount must be included even if it is zero)

#Tax on no-TFN-quoted contributions **J** \$
(an amount must be included even if it is zero)

Gross tax **B** \$

(T1 plus J)

Foreign income tax offset
C1 \$

Rebates and tax offsets
C2 \$

Non-refundable non-carry forward tax offsets
C \$
(C1 plus C2)

SUBTOTAL 1

T2 \$

(B less C – cannot be less than zero)

Early stage venture capital limited partnership tax offset
D1 \$

Early stage venture capital limited partnership tax offset carried forward from previous year
D2 \$

Early stage investor tax offset
D3 \$

Early stage investor tax offset carried forward from previous year
D4 \$

Non-refundable carry forward tax offsets
D \$
(D1 plus D2 plus D3 plus D4)

SUBTOTAL 2
T3 \$
(T2 less D – cannot be less than zero)

Complying fund's franking credits tax offset
E1 \$

No-TFN tax offset
E2 \$

National rental affordability scheme tax offset
E3 \$

Exploration credit tax offset
E4 \$

Refundable tax offsets
E \$
(E1 plus E2 plus E3 plus E4)

#TAX PAYABLE **T5** \$

(T3 less E – cannot be less than zero)

Section 102AAM interest charge

G \$



Credit for interest on early payments – amount of interest	
H1 \$	0.00
Credit for tax withheld – foreign resident withholding (excluding capital gains)	
H2 \$	0.00
Credit for tax withheld – where ABN or TFN not quoted (non-individual)	
H3 \$	0.00
Credit for TFN amounts withheld from payments from closely held trusts	
H5 \$	0.00
Credit for interest on no-TFN tax offset	
H6 \$	0.00
Credit for foreign resident capital gains withholding amounts	
H8 \$	0.00
Eligible credits	
H \$	0.00
<i>(H1 plus H2 plus H3 plus H5 plus H6 plus H8)</i>	



712260921

#Tax offset refunds (Remainder of refundable tax offsets)	I \$	0.00
<i>(unused amount from label E – an amount must be included even if it is zero)</i>		

PAYG instalments raised

K \$ **10,539.00**

Supervisory levy

L \$ **259.00**

Supervisory levy adjustment for wound up funds

M \$ **0.00**

Supervisory levy adjustment for new funds

N \$ **0.00**

AMOUNT DUE OR REFUNDABLE A positive amount at S is what you owe, while a negative amount is refundable to you.	S \$	-3,501.78
<i>(T5 plus G less H less I less K plus L less M plus N)</i>		

#This is a mandatory label.

Section E: **Losses****14 Losses**

! If total loss is greater than \$100,000, complete and attach a *Losses schedule 2021*.

Tax losses carried forward to later income years	U \$	0 0
Net capital losses carried forward to later income years	V \$	0 0



Section F: Member information

MEMBER 1

Title: Mr ☒ Mrs ☐ Miss ☐ Ms ☐ Other

Family name

Davies

First given name

Bernard

Other given names

Ross

Member's TFN

See the Privacy note in the Declaration.

On File

Date of birth

Day

11

Month

10

Year

1946

Contributions

OPENING ACCOUNT BALANCE \$ **3,367,046.44**

! Refer to instructions for completing these labels.

Employer contributions

A \$ **0.00**

ABN of principal employer

A1

Personal contributions

B \$ **0.00**

CGT small business retirement exemption

C \$ **0.00**

CGT small business 15-year exemption amount

D \$ **0.00**

Personal injury election

E \$ **0.00**

Spouse and child contributions

F \$ **0.00**

Other third party contributions

G \$ **0.00**

Proceeds from primary residence disposal

H \$ **0.00**

Receipt date

Day

Month

Year

H1 / /

Assessable foreign superannuation fund amount

I \$ **0.00**

Non-assessable foreign superannuation fund amount

J \$ **0.00**

Transfer from reserve: assessable amount

K \$ **0.00**

Transfer from reserve: non-assessable amount

L \$ **0.00**

Contributions from non-complying funds
and previously non-complying funds

T \$ **0.00**

Any other contributions
(including Super Co-contributions and
Low Income Super Amounts)

M \$ **0.00**

TOTAL CONTRIBUTIONS **N** \$ **0.00**

(Sum of labels **A** to **M**)

Other transactions

Allocated earnings
or losses

O \$ **158,668.05**

Loss

☐

Inward
rollovers and
transfers

P \$ **0.00**

Outward
rollovers and
transfers

Q \$ **0.00**

Lump Sum
payments

R1 \$ **0.00**

Income
stream
payments

R2 \$ **35,780.00**

Code

☐

Code

M

Accumulation phase account balance

S1 \$ **2,027,282.45**

Retirement phase account balance
– Non CDBIS

S2 \$ **1,462,652.04**

Retirement phase account balance
– CDBIS

S3 \$ **0.00**

0 TRIS Count

CLOSING ACCOUNT BALANCE **S** \$ **3,489,934.49**

(**S1** plus **S2** plus **S3**)

Accumulation phase value **X1** \$ **0.00**

Retirement phase value **X2** \$ **0.00**

Outstanding limited recourse
borrowing arrangement amount **Y** \$ **0.00**

Fund's tax file number (TFN) **On File****MEMBER 2**Title: Mr ☐ Mrs ☒ Miss ☐ Ms ☐ Other

Family name

Davies

First given name

Dianne

Other given names

Margaret

Member's TFN

See the Privacy note in the Declaration. **On File**

Date of birth

Day

Month

Year

1**8****1953****Contributions**OPENING ACCOUNT BALANCE \$ **1,706,336.42**

! Refer to instructions for completing these labels.

Employer contributions

A \$ **0.00**

ABN of principal employer

A1

Personal contributions

B \$ **0.00**

CGT small business retirement exemption

C \$ **0.00**

CGT small business 15-year exemption amount

D \$ **0.00**

Personal injury election

E \$ **0.00**

Spouse and child contributions

F \$ **0.00**

Other third party contributions

G \$ **0.00**

Proceeds from primary residence disposal

H \$ **0.00**

Receipt date

Day

Month

Year

H1

Assessable foreign superannuation fund amount

I \$ **0.00**

Non-assessable foreign superannuation fund amount

J \$ **0.00**

Transfer from reserve: assessable amount

K \$ **0.00**

Transfer from reserve: non-assessable amount

L \$ **0.00**Contributions from non-complying funds
and previously non-complying funds**T** \$ **0.00**Any other contributions
(including Super Co-contributions and
Low Income Super Amounts)**M** \$ **0.00****TOTAL CONTRIBUTIONS N** \$ **0.00**(Sum of labels **A** to **M**)**Other transactions**Allocated earnings
or losses**O** \$ **80,260.50**Inward
rollovers and
transfers**P** \$ **0.00**Outward
rollovers and
transfers**Q** \$ **0.00**Lump Sum
payments**R1** \$ **0.00**Income
stream
payments**R2** \$ **36,940.00**

Loss

☐

Code

☐

Code

M

Accumulation phase account balance

S1 \$ **240,494.69**Retirement phase account balance
– Non CDBIS**S2** \$ **1,509,162.23**Retirement phase account balance
– CDBIS**S3** \$ **0.00****0** TRIS Count**CLOSING ACCOUNT BALANCE S** \$ **1,749,656.92**

(\$1 plus \$2 plus \$3)

Accumulation phase value **X1** \$ **0.00**Retirement phase value **X2** \$ **0.00**Outstanding limited recourse
borrowing arrangement amount **Y** \$ **0.00****OFFICIAL: Sensitive** (when completed)



MEMBER 3

Title: Mr ☒ Mrs ☐ Miss ☐ Ms ☐ Other

Family name
Davies

First given name **Scott** Other given names

Member's TFN **On File** Date of birth

Contributions

OPENING ACCOUNT BALANCE \$ **20,725.15**

! Refer to instructions for completing these labels.

Employer contributions
A \$ **0.00**

ABN of principal employer
A1

Personal contributions
B \$ **0.00**

CGT small business retirement exemption
C \$ **0.00**

CGT small business 15-year exemption amount
D \$ **0.00**

Personal injury election
E \$ **0.00**

Spouse and child contributions
F \$ **0.00**

Other third party contributions
G \$ **0.00**

Proceeds from primary residence disposal
H \$ **0.00**

Receipt date
H1 / /

Assessable foreign superannuation fund amount
I \$ **0.00**

Non-assessable foreign superannuation fund amount
J \$ **0.00**

Transfer from reserve: assessable amount
K \$ **0.00**

Transfer from reserve: non-assessable amount
L \$ **0.00**

Contributions from non-complying funds and previously non-complying funds
T \$ **0.00**

Any other contributions (including Super Co-contributions and Low Income Super Amounts)
M \$ **0.00**

TOTAL CONTRIBUTIONS N \$ **0.00**
(Sum of labels **A** to **M**)

Other transactions

Accumulation phase account balance
S1 \$ **21,702.41**

Retirement phase account balance – Non CDBIS
S2 \$ **0.00**

Retirement phase account balance – CDBIS
S3 \$ **0.00**

TRIS Count

Allocated earnings or losses
O \$ **977.26**

Inward rollovers and transfers
P \$ **0.00**

Outward rollovers and transfers
Q \$ **0.00**

Lump Sum payments
R1 \$ **0.00**

Income stream payments
R2 \$ **0.00**

Loss
☐

Code
☐

Code
☐

CLOSING ACCOUNT BALANCE S \$ **21,702.41**
(**S1** plus **S2** plus **S3**)

Accumulation phase value **X1** \$ **0.00**

Retirement phase value **X2** \$ **0.00**

Outstanding limited recourse borrowing arrangement amount **Y** \$ **0.00**



MEMBER 4Title: Mr ☐ Mrs ☐ Miss ☐ Ms ☐ Other Family name First given name Other given names **Member's TFN**See the Privacy note in the Declaration.

Date of birth

Day Month Year **Contributions**OPENING ACCOUNT BALANCE \$  Refer to instructions for completing these labels.

Employer contributions

A \$

ABN of principal employer

A1

Personal contributions

B \$

CGT small business retirement exemption

C \$

CGT small business 15-year exemption amount

D \$

Personal injury election

E \$

Spouse and child contributions

F \$

Other third party contributions

G \$

Proceeds from primary residence disposal

H \$

Receipt date

Day Month Year **H1**

Assessable foreign superannuation fund amount

I \$

Non-assessable foreign superannuation fund amount

J \$

Transfer from reserve: assessable amount

K \$

Transfer from reserve: non-assessable amount

L \$ Contributions from non-complying funds
and previously non-complying funds**T** \$ Any other contributions
(including Super Co-contributions and
Low Income Super Amounts)**M** \$ **TOTAL CONTRIBUTIONS N** \$ (Sum of labels **A** to **M**)**Other transactions**Allocated earnings
or losses**O** \$

Loss

☐Inward
rollovers and
transfers**P** \$ Outward
rollovers and
transfers**Q** \$ Lump Sum
payments**R1** \$ Income
stream
payments**R2** \$

Code

☐

Code

☐

Accumulation phase account balance

S1 \$ Retirement phase account balance
– Non CDBIS**S2** \$ Retirement phase account balance
– CDBIS**S3** \$ TRIS Count**CLOSING ACCOUNT BALANCE S** \$ (\$**S1** plus **S2** plus **S3**)Accumulation phase value **X1** \$ Retirement phase value **X2** \$ Outstanding limited recourse
borrowing arrangement amount **Y** \$ **OFFICIAL: Sensitive** (when completed)

Section G: Supplementary member information

MEMBER 5

Title: Mr ☐ Mrs ☐ Miss ☐ Ms ☐ Other

Account status ☐

Code ☐

Family name

First given name

Other given names

Member's TFN

See the Privacy note in the Declaration.

Date of birth

Day / Month / Year

If deceased, date of death

Day / Month / Year

Contributions

OPENING ACCOUNT BALANCE \$

! Refer to instructions for completing these labels.

Employer contributions

A \$

ABN of principal employer

A1

Personal contributions

B \$

CGT small business retirement exemption

C \$

CGT small business 15-year exemption amount

D \$

Personal injury election

E \$

Spouse and child contributions

F \$

Other third party contributions

G \$

Proceeds from primary residence disposal

H \$

Receipt date

H1 Day / Month / Year

Assessable foreign superannuation fund amount

I \$

Non-assessable foreign superannuation fund amount

J \$

Transfer from reserve: assessable amount

K \$

Transfer from reserve: non-assessable amount

L \$

Contributions from non-complying funds and previously non-complying funds

T \$

Any other contributions (including Super Co-contributions and Low Income Super Amounts)

M \$

TOTAL CONTRIBUTIONS **N** \$

(Sum of labels **A** to **M**)

Other transactions

Allocated earnings or losses

O \$

Loss ☐

Accumulation phase account balance

S1 \$

Retirement phase account balance – Non CDBIS

S2 \$

Retirement phase account balance – CDBIS

S3 \$

Inward rollovers and transfers

P \$

Outward rollovers and transfers

Q \$

Lump Sum payments

R1 \$

Income stream payments

R2 \$

Code ☐

Code ☐

TRIS Count

CLOSING ACCOUNT BALANCE **S** \$

(**S1** plus **S2** plus **S3**)

Accumulation phase value **X1** \$

Retirement phase value **X2** \$

Outstanding limited recourse borrowing arrangement amount **Y** \$

MEMBER 6Title: Mr ☐ Mrs ☐ Miss ☐ Ms ☐ Other Family name Account status ☐Code ☐First given name Other given names **Member's TFN**

See the Privacy note in the Declaration.

Date of birthDay / Month / Year **If deceased, date of death**Day / Month / Year **Contributions**OPENING ACCOUNT BALANCE \$ **!** Refer to instructions for completing these labels.

Employer contributions

A \$

ABN of principal employer

A1

Personal contributions

B \$

CGT small business retirement exemption

C \$

CGT small business 15-year exemption amount

D \$

Personal injury election

E \$

Spouse and child contributions

F \$

Other third party contributions

G \$

Proceeds from primary residence disposal

H \$

Receipt date

Day / Month / Year

Assessable foreign superannuation fund amount

I \$

Non-assessable foreign superannuation fund amount

J \$

Transfer from reserve: assessable amount

K \$

Transfer from reserve: non-assessable amount

L \$ Contributions from non-complying funds
and previously non-complying funds**T** \$ Any other contributions
(including Super Co-contributions and
Low Income Super Amounts)**M** \$ **TOTAL CONTRIBUTIONS N** \$ (Sum of labels **A** to **M**)**Other transactions**Allocated earnings
or losses**O** \$ Loss ☐Inward
rollovers and
transfers**P** \$ Outward
rollovers and
transfers**Q** \$ Lump Sum
payments**R1** \$ Income
stream
payments**R2** \$ Code ☐Code ☐

Accumulation phase account balance

S1 \$ Retirement phase account balance
– Non CDBIS**S2** \$ Retirement phase account balance
– CDBIS**S3** \$ TRIS Count**CLOSING ACCOUNT BALANCE S** \$

(\$1 plus S2 plus S3)

Accumulation phase value **X1** \$ Retirement phase value **X2** \$ Outstanding limited recourse
borrowing arrangement amount **Y** \$ **OFFICIAL: Sensitive** (when completed)

Page 13



MEMBER 7

Title: Mr ☐ Mrs ☐ Miss ☐ Ms ☐ Other

Family name

First given name

Other given names

Member's TFN

See the Privacy note in the Declaration.

Date of birth

Day / Month / Year

If deceased, date of death

Day / Month / Year

Code

Account status

Contributions

OPENING ACCOUNT BALANCE \$

! Refer to instructions for completing these labels.

Employer contributions

A \$

ABN of principal employer

A1

Personal contributions

B \$

CGT small business retirement exemption

C \$

CGT small business 15-year exemption amount

D \$

Personal injury election

E \$

Spouse and child contributions

F \$

Other third party contributions

G \$

Proceeds from primary residence disposal

H \$

Receipt date

Day / Month / Year

Assessable foreign superannuation fund amount

I \$

Non-assessable foreign superannuation fund amount

J \$

Transfer from reserve: assessable amount

K \$

Transfer from reserve: non-assessable amount

L \$

Contributions from non-complying funds
and previously non-complying funds

T \$

Any other contributions
(including Super Co-contributions and
Low Income Super Amounts)

M \$

TOTAL CONTRIBUTIONS **N** \$

(Sum of labels **A** to **M**)

Other transactions

Allocated earnings
or losses

O \$

Loss

Accumulation phase account balance

S1 \$

Retirement phase account balance
– Non CDBIS

S2 \$

Retirement phase account balance
– CDBIS

S3 \$

Inward
rollovers and
transfers

P \$

Outward
rollovers and
transfers

Q \$

Lump Sum
payments

R1 \$

Income
stream
payments

R2 \$

Code

Code

TRIS Count

CLOSING ACCOUNT BALANCE **S** \$

(**S1** plus **S2** plus **S3**)

Accumulation phase value **X1** \$

Retirement phase value **X2** \$

Outstanding limited recourse
borrowing arrangement amount **Y** \$



MEMBER 8Title: Mr ☐ Mrs ☐ Miss ☐ Ms ☐ Other Family name Account status ☐Code ☐First given name Other given names **Member's TFN**

See the Privacy note in the Declaration.

Date of birthDay / Month / Year **If deceased, date of death**Day / Month / Year **Contributions**OPENING ACCOUNT BALANCE \$ **!** Refer to instructions for completing these labels.

Employer contributions

A \$

ABN of principal employer

A1

Personal contributions

B \$

CGT small business retirement exemption

C \$

CGT small business 15-year exemption amount

D \$

Personal injury election

E \$

Spouse and child contributions

F \$

Other third party contributions

G \$

Proceeds from primary residence disposal

H \$

Receipt date

Day / Month / Year

Assessable foreign superannuation fund amount

I \$

Non-assessable foreign superannuation fund amount

J \$

Transfer from reserve: assessable amount

K \$

Transfer from reserve: non-assessable amount

L \$ Contributions from non-complying funds
and previously non-complying funds**T** \$ Any other contributions
(including Super Co-contributions and
Low Income Super Amounts)**M** \$ **TOTAL CONTRIBUTIONS N** \$ (Sum of labels **A** to **M**)**Other transactions**Allocated earnings
or losses**O** \$ Loss ☐Inward
rollovers and
transfers**P** \$ Outward
rollovers and
transfers**Q** \$ Lump Sum
payments**R1** \$ Income
stream
payments**R2** \$ Code Code

Accumulation phase account balance

S1 \$ Retirement phase account balance
– Non CDBIS**S2** \$ Retirement phase account balance
– CDBIS**S3** \$ TRIS Count**CLOSING ACCOUNT BALANCE S** \$

(\$1 plus S2 plus S3)

Accumulation phase value **X1** \$ Retirement phase value **X2** \$ Outstanding limited recourse
borrowing arrangement amount **Y** \$ **OFFICIAL: Sensitive** (when completed)

Page 15

Section H: Assets and liabilities

15 ASSETS

15a Australian managed investments

Listed trusts **A** \$

Unlisted trusts **B** \$

Insurance policy **C** \$

Other managed investments **D** \$

15b Australian direct investments

Limited recourse borrowing arrangements

Australian residential real property

J1 \$

Australian non-residential real property

J2 \$

Overseas real property

J3 \$

Australian shares

J4 \$

Overseas shares

J5 \$

Other

J6 \$

Property count

J7

Cash and term deposits **E** \$

Debt securities **F** \$

Loans **G** \$

Listed shares **H** \$

Unlisted shares **I** \$

Limited recourse borrowing arrangements **J** \$

Non-residential real property **K** \$

Residential real property **L** \$

Collectables and personal use assets **M** \$

Other assets **O** \$

15c Other investments

Crypto-Currency **N** \$

15d Overseas direct investments

Overseas shares **P** \$

Overseas non-residential real property **Q** \$

Overseas residential real property **R** \$

Overseas managed investments **S** \$

Other overseas assets **T** \$

TOTAL AUSTRALIAN AND OVERSEAS ASSETS **U** \$
(Sum of labels **A** to **T**)

15e In-house assets

Did the fund have a loan to, lease to or investment in, related parties (known as in-house assets) at the end of the income year?

A No ☒ Yes ☐

\$

15f Limited recourse borrowing arrangements

If the fund had an LRBA were the LRBA borrowings from a licensed financial institution?

A No ☐ Yes ☐

Did the members or related parties of the fund use personal guarantees or other security for the LRBA?

B No ☐ Yes ☐

16 LIABILITIES

Borrowings for limited recourse borrowing arrangements

V1 \$ ~~00~~

Permissible temporary borrowings

V2 \$ ~~00~~

Other borrowings

V3 \$ ~~00~~

Borrowings **V** \$ ~~00~~

Total member closing account balances
(total of all **CLOSING ACCOUNT BALANCES** from Sections F and G)

W \$ ~~00~~

Reserve accounts **X** \$ ~~00~~

Other liabilities **Y** \$ ~~00~~

TOTAL LIABILITIES Z \$ ~~00~~

Section I: Taxation of financial arrangements

17 Taxation of financial arrangements (TOFA)

Total TOFA gains **H** \$ ~~00~~

Total TOFA losses **I** \$ ~~00~~

Section J: Other information

Family trust election status

If the trust or fund has made, or is making, a family trust election, write the four-digit **income year specified** of the election (for example, for the 2020–21 income year, write **2021**).

A

If revoking or varying a family trust election, print **R** for revoke or print **V** for variation, and complete and attach the *Family trust election, revocation or variation 2021*.

B

Interposed entity election status

If the trust or fund has an existing election, write the earliest income year specified. If the trust or fund is making one or more elections this year, write the earliest income year being specified and complete an *Interposed entity election or revocation 2021* for each election.

C

If revoking an interposed entity election, print **R**, and complete and attach the *Interposed entity election or revocation 2021*.

D

Section K: Declarations

Penalties may be imposed for false or misleading information in addition to penalties relating to any tax shortfalls.

Important

Before making this declaration check to ensure that all income has been disclosed and the annual return, all attached schedules and any additional documents are true and correct in every detail. If you leave labels blank, you will have specified a zero amount or the label was not applicable to you. If you are in doubt about any aspect of the annual return, place all the facts before the ATO.

Privacy

The ATO is authorised by the *Taxation Administration Act 1953* to request the provision of tax file numbers (TFNs). We will use the TFN to identify the entity in our records. It is not an offence not to provide the TFN. However if you do not provide the TFN, the processing of this form may be delayed.

Taxation law authorises the ATO to collect information and disclose it to other government agencies. For information about your privacy go to ato.gov.au/privacy

TRUSTEE'S OR DIRECTOR'S DECLARATION:

I declare that, the current trustees and directors have authorised this annual return and it is documented as such in the SMSF's records. I have received a copy of the audit report and are aware of any matters raised therein. The information on this annual return, including any attached schedules and additional documentation is true and correct.

Authorised trustee's, director's or public officer's signature

Date Day / Month / Year

Preferred trustee or director contact details:

Title: Mr ☒ Mrs ☐ Miss ☐ Ms ☐ Other

Family name

Davies

First given name

Bernard

Other given names

Ross

Phone number

Email address

Non-individual trustee name (if applicable)

ABN of non-individual trustee

Time taken to prepare and complete this annual return Hrs

! The Commissioner of Taxation, as Registrar of the Australian Business Register, may use the ABN and business details which you provide on this annual return to maintain the integrity of the register. For further information, refer to the instructions.

TAX AGENT'S DECLARATION:

I declare that the *Self-managed superannuation fund annual return 2021* has been prepared in accordance with information provided by the trustees, that the trustees have given me a declaration stating that the information provided to me is true and correct, and that the trustees have authorised me to lodge this annual return.

Tax agent's signature

Date Day / Month / Year

Tax agent's contact details

Title: Mr ☒ Mrs ☐ Miss ☐ Ms ☐ Other

Family name

Tonellato

First given name

David

Other given names

Tax agent's practice

TTO Chartered Accountants

Tax agent's phone number

0882119426

Reference number

1002862

Tax agent number

25809482

Trial Balance

As at 30 June 2021

Account Number	Account Description	Units	2021		2020	
			Debit \$	Credit \$	Debit \$	Credit \$
106	Pension Member Balance					
106 00004	Davies, Bernard Ross (00001) ACCOUNT RETIREMENT PENSION			1,431,052.91		1,446,655.14
106 00005	Davies, Dianne Margaret (00002) ACCOUNT RETIREMENT PENSION			1,476,671.25		1,494,685.24
125	Accumulation Member Balance					
125 00001	Davies, Bernard Ross			1,935,993.53		1,907,855.44
125 00002	Davies, Dianne Margaret			229,665.17		226,327.17
125 00003	Davies, Scott			20,725.15		20,423.93
201	Term Deposits					
201 0001	Turner Securities	200,000.00			-	
201 0002	BankSA Term Deposit	1,544,629.92			-	
201 0004	Turner Securities	108,103.22			108,103.22	
201 0005	BankSA Term Deposit	1,552,522.98			1,538,541.22	
201 0006	BankSA Term Deposit	-			1,965,237.93	
205	Australian Listed Shares					
205 0146	ANZ Banking Grp Ltd	1,967.0000	55,371.05		36,664.88	
205 1671	National Aust. Bank	1,250.0000	32,775.00		22,775.00	
205 2553	Westpac Banking Corp	1,435.0000	37,037.35		25,758.25	
205 2659	Virgin Money UK Plc	312.0000	1,148.16		516.36	
208	Unit Trusts (Unlisted)					
208 2811	CFS FC WS Inv - Ausbil Aust Active Eq	11,347.9066	19,735.14		-	
208 2844	CFS FC Ws Inv - Inv Mutual Ws Aust Share	11,018.5735	18,403.22		-	
208 2849	CFS FC Ws Inv - Perp Ws Industrial Share	12,552.6853	18,926.94		-	
208 2854	CFS FC Ws Inv - Schroder Ws Aust Equity	12,871.3723	19,026.46		-	
208 2870	CFS FC WS Inv-Credit Suisse WS Cap Gr	68,696.6953	74,906.88		-	
208 2887	CFS FC WS Inv-Ws Cash	20,131.6510	20,341.02		-	
208 2890	CFS FC WS Inv-Ws Geared Share	4,154.9649	23,010.20		-	
208 2892	CFS FC WS Inv-Ws Imputation	5,632.3683	15,053.63		-	

Trial Balance

As at 30 June 2021

Account Number	Account Description	Units	2021		2020	
			Debit \$	Credit \$	Debit \$	Credit \$
208 8330	CFS FC-Magellan W Global	7,397.9040	18,452.59		-	
210	Property - Commercial					
210 0059	1198 South Road, Clovelly Park	1.0000	540,000.00		540,000.00	
210 0060	1252/1254 South Road, Clovelly Park	1.0000	870,000.00		840,000.00	
229	Overseas Unit Trusts					
229 0568	CFS FC Ws Inv - Perp Ws International	16,677.7337	14,899.89		-	
232	Fixtures & Fittings					
232 0003	Depreciable Asset - Plant & Equipment		21,774.45		21,774.45	
233	Accumulated Depreciation					
233 0003	Accumulated Depreciation - Plant & Equipment		(9,224.16)		(8,545.16)	
290	Cash at Bank					
290 0001	ANZ Cash Management Account		13,116.58		1,451.05	
290 0002	ANZ Business Online Saver		4,759.99		4,759.99	
290 0003	BankSA Investment Cash Account		16.44		16.44	
290 0004	BankSA DIY Super Saver		50,110.54		-	
450	Provisions for Tax - Fund					
450 0008	Provision for GST (Fund)			2,114.55		2,051.93
450 0009	Provision for Income Tax (Fund)			(3,761.88)		(342.31)
500	Sundry Creditors					
500 0001	Sundry Creditors Number 1			5,251.00		1,236.00
601	Term Deposits					
601 0001	Turner Securities			16,124.26		6,693.52
601 0005	BankSA Term Deposit			13,981.76		35,609.26
601 0006	BankSA Term Deposit			22,903.72		38,195.05
605	Australian Listed Shares					
605 0146	ANZ Banking Grp Ltd - Dividends			1,180.20		3,147.20
605 1671	National Aust. Bank - Dividends			750.00		2,075.00
605 2553	Westpac Banking Corp - Dividends			1,277.15		1,148.00
608	Unit Trusts (Unlisted)					
608 2811	CFS FC WS Inv - Ausbil Aust Active Eq - Distribution			812.37		-
608 2844	CFS FC Ws Inv - Inv Mutual Ws Aust Share - Distribution			247.23		-
608 2849	CFS FC Ws Inv - Perp Ws Industrial Share - Distribution			137.80		-
608 2854	CFS FC Ws Inv - Schroder Ws Aust Equity - Distribution			695.95		-

Trial Balance

As at 30 June 2021

Account Number	Account Description	Units	2021		2020	
			Debit \$	Credit \$	Debit \$	Credit \$
608 2870	CFS FC WS Inv-Credit Suisse WS Cap Gr - Distribution			7,383.47		-
608 2887	CFS FC WS Inv-Ws Cash - Distribution			2.01		-
608 2890	CFS FC WS Inv-Ws Geared Share - Distribution			1,708.89		-
608 2892	CFS FC WS Inv-Ws Imputation - Distribution			1,531.51		-
608 8330	CFS FC-Magellan W Global			464.83		-
610	Property - Commercial					
610 0059	1198 South Road, Clovelly Park			23,046.13		27,032.50
610 0060	1252/1254 South Road, Clovelly Park			66,909.64		67,432.72
629	Overseas Unit Trusts					
629 0568	CFS FC Ws Inv - Perp Ws International - Distribution			2,169.75		-
690	Cash at Bank					
690 0001	ANZ Cash Management Account			17.35		21.04
690 0004	BankSA DIY Super Saver			6,603.81		-
690 0005	Cash at Bank - Other (Fund)			156.85		-
780	Market Movement Non-Realised					
780 0009	Market Movement Non-Realised - Overseas Assets			987.57		-
780 0013	Market Movement Non-Realised - Real Property			30,000.00		(30,000.00)
780 0015	Market Movement Non-Realised - Shares - Listed			40,617.07		(45,124.30)
780 0017	Market Movement Non-Realised - Trusts - Non-Public & Non-PST			28,341.10		-
785	Market Movement Realised					
785 0015	Market Movement Realised - Shares - Listed			-		186.08
801	Fund Administration Expenses					
801 0001	Accountancy Fees		1,988.50		1,968.00	
801 0003	Actuarial Fees		338.25		338.25	
801 0004	Administration Fee		1,754.92		-	
801 0005	Audit Fees		1,078.00		1,078.00	
802	Investment Expenses					
802 0001	Bank Charges		5.00		-	
803	Property / Real Estate Expenses - Commercial 1					
803 0005	Property - Commercial 1 - Depreciation		679.00		775.00	
803 0009	Property - Commercial 1 - Insurance		1,539.88		1,426.65	
803 0011	Property - Commercial 1 - Land Tax		684.78		2,734.13	
803 0016	Property - Commercial 1 - Rates		806.99		731.35	

Trial Balance

As at 30 June 2021

Account Number	Account Description	Units	2021		2020	
			Debit \$	Credit \$	Debit \$	Credit \$
804	Property / Real Estate Expenses - Commercial 2					
804 0009	Property - Commercial 2 - Insurance		4,173.95		3,867.95	
804 0011	Property - Commercial 2 - Land Tax		1,144.22		4,559.87	
804 0016	Property - Commercial 2 - Rates		2,187.76		1,982.70	
804 0018	Property - Commercial 2 - Repairs & Maintenance		1,217.85		-	
804 0023	Property - Commercial 2 - Water Charges		3,508.29		4,356.28	
824	Miscellaneous Expenses					
824 0001	ATO Rounding Adjustment		-		(1.15)	
825	Fund Lodgement Expenses					
825 0005	ATO Annual Return Fee - Supervisory levy		259.00		259.00	
860	Fund Tax Expenses					
860 0004	Income Tax Expense		6,778.22		7,647.79	
906	Pension Member Payments					
906 00004	Davies, Bernard Ross (00001) ACCOUNT RETIREMENT PENSION		35,780.00		36,794.96	
906 00005	Davies, Dianne Margaret (00002) ACCOUNT RETIREMENT PENSION		36,940.00		39,736.20	
			5,365,762.10	5,365,762.10	5,205,308.61	5,205,308.61

General Ledger

As at 30 June 2021

Account Number	Account Description	Units	Amount \$	Opening \$	Closing \$
000	Master Clearing Account			-	-
106	Pension Member Balance			2,907,724.16	2,907,724.16
00004	Davies, Bernard Ross (00001) ACCOUNT RETIREMENT			1,431,052.91	1,431,052.91
00005	Davies, Dianne Margaret (00002) ACCOUNT RETIREMENT			1,476,671.25	1,476,671.25
125	Accumulation Member Balance			2,186,383.85	2,186,383.85
00001	Davies, Bernard Ross			1,935,993.53	1,935,993.53
00002	Davies, Dianne Margaret			229,665.17	229,665.17
00003	Davies, Scott			20,725.15	20,725.15
199	Current Period Surplus			-	239,905.81
201	Term Deposits			3,611,882.37	3,405,256.12
201 0001	Turner Securities 6/08/2020		200,000.00 TRANSFER	-	200,000.00
201 0002	BankSA Term Deposit 1/07/2020		1,529,336.55 TRANSFER	-	1,544,629.92
	30/06/2021		15,293.37 Purchase of BankSA Term Deposit		
201 0004	Turner Securities			108,103.22	108,103.22
201 0005	BankSA Term Deposit 30/06/2021		13,981.76 Purchase of BankSA Term Deposit	1,538,541.22	1,552,522.98
201 0006	BankSA Term Deposit 1/07/2020		(1,965,237.93) TRANSFER	1,965,237.93	-
205	Australian Listed Shares			85,714.49	126,331.56
205 0146	ANZ Banking Grp Ltd 1/07/2020	1,967.0000		36,664.88	55,371.05
	30/06/2021	-	18,706.17 Unrealised market movement		
		1,967.0000			
205 1671	National Aust. Bank 1/07/2020	1,250.0000		22,775.00	32,775.00
	30/06/2021	-	10,000.00 Unrealised market movement		
		1,250.0000			
205 2553	Westpac Banking Corp 1/07/2020	1,435.0000		25,758.25	37,037.35
	30/06/2021	-	11,279.10 Unrealised market movement		
		1,435.0000			
205 2659	Virgin Money UK Plc 1/07/2020	312.0000		516.36	1,148.16
	30/06/2021	-	631.80 Unrealised market movement		
		312.0000			
208	Unit Trusts (Unlisted)			-	227,856.08
208 2811	CFS FC WS Inv - Ausbil Aust Active Eq 1/07/2020	-		-	19,735.14
	30/07/2020	2,942.6911	4,000.00 Purchase of CFS FC WS Inv - Ausbil Aust Active Eq		
	11/08/2020	2,831.1986	3,925.74 Purchase of CFS FC WS Inv - Ausbil Aust Active Eq		
	27/08/2020	1,426.3358	1,991.45 Purchase of CFS FC WS Inv - Ausbil Aust Active Eq		
	27/09/2020	37.1271	50.40 Purchase of CFS FC WS Inv - Ausbil Aust Active Eq		
	2/12/2020	3,648.6742	5,628.08 Purchase of CFS FC WS Inv - Ausbil Aust Active Eq		
	13/12/2020	56.0425	87.09 Purchase of CFS FC WS Inv - Ausbil Aust Active Eq		
	28/03/2021	203.2066	328.26 Purchase of CFS FC WS Inv - Ausbil Aust Active Eq		
	30/06/2021	202.6307	346.62 Purchase of CFS FC WS Inv - Ausbil Aust Active Eq		
	30/06/2021	-	3,377.50 Unrealised market movement		

General Ledger

As at 30 June 2021

Account Number	Account Description	Units	Amount \$	Opening \$	Closing \$
		11,347.9066			
208 2844	CFS FC Ws Inv - Inv Mutual Ws Aust Share			-	18,403.22
	1/07/2020	-			
	30/07/2020	2,829.2545	4,000.00 Purchase of CFS FC Ws Inv - Inv Mutual Ws Aust Share		
	11/08/2020	2,736.4755	3,936.42 Purchase of CFS FC Ws Inv - Inv Mutual Ws Aust Share		
	27/08/2020	1,475.2049	2,106.15 Purchase of CFS FC Ws Inv - Inv Mutual Ws Aust Share		
	27/09/2020	35.1018	49.29 Purchase of CFS FC Ws Inv - Inv Mutual Ws Aust Share		
	2/12/2020	3,819.2141	5,889.61 Purchase of CFS FC Ws Inv - Inv Mutual Ws Aust Share		
	13/12/2020	28.4874	43.58 Purchase of CFS FC Ws Inv - Inv Mutual Ws Aust Share		
	28/03/2021	54.6734	87.39 Purchase of CFS FC Ws Inv - Inv Mutual Ws Aust Share		
	30/06/2021	40.1619	66.97 Purchase of CFS FC Ws Inv - Inv Mutual Ws Aust Share		
	30/06/2021	-	2,223.81 Unrealised market movement		
		11,018.5735			
208 2849	CFS FC Ws Inv - Perp Ws Industrial Share			-	18,926.94
	1/07/2020	-			
	30/07/2020	3,434.6557	4,000.00 Purchase of CFS FC Ws Inv - Perp Ws Industrial Share		
	11/08/2020	3,336.0677	3,944.90 Purchase of CFS FC Ws Inv - Perp Ws Industrial Share		
	27/08/2020	1,667.4893	1,986.48 Purchase of CFS FC Ws Inv - Perp Ws Industrial Share		
	27/09/2020	21.4837	25.31 Purchase of CFS FC Ws Inv - Perp Ws Industrial Share		
	2/12/2020	4,013.6431	5,407.18 Purchase of CFS FC Ws Inv - Perp Ws Industrial Share		
	13/12/2020	37.2898	49.89 Purchase of CFS FC Ws Inv - Perp Ws Industrial Share		
	28/03/2021	17.1323	25.02 Purchase of CFS FC Ws Inv - Perp Ws Industrial Share		
	30/06/2021	24.9237	37.58 Purchase of CFS FC Ws Inv - Perp Ws Industrial Share		
	30/06/2021	-	3,450.58 Unrealised market movement		
		12,552.6853			
208 2854	CFS FC Ws Inv - Schroder Ws Aust Equity			-	19,026.46
	1/07/2020	-			
	30/07/2020	3,290.2854	4,000.00 Purchase of CFS FC Ws Inv - Schroder Ws Aust Equity		
	11/08/2020	3,133.9756	3,903.68 Purchase of CFS FC Ws Inv - Schroder Ws Aust Equity		
	27/08/2020	1,667.4319	2,069.95 Purchase of CFS FC Ws Inv - Schroder Ws Aust Equity		
	27/09/2020	60.8438	72.83 Purchase of CFS FC Ws Inv - Schroder Ws Aust Equity		
	2/12/2020	4,280.1586	5,776.93 Purchase of CFS FC Ws Inv - Schroder Ws Aust Equity		
	13/12/2020	55.2838	74.60 Purchase of CFS FC Ws Inv - Schroder Ws Aust Equity		
	28/03/2021	152.0120	212.30 Purchase of CFS FC Ws Inv - Schroder Ws Aust Equity		
	30/06/2021	231.3812	336.22 Purchase of CFS FC Ws Inv - Schroder Ws Aust Equity		
	30/06/2021	-	2,579.95 Unrealised market movement		
		12,871.3723			
208 2870	CFS FC WS Inv-Credit Suisse WS Cap Gr			-	74,906.88
	1/07/2020	-			
	30/07/2020	4,263.4833	4,000.00 Purchase of CFS FC WS Inv-Credit Suisse WS Cap Gr		
	11/08/2020	4,120.2305	3,932.76 Purchase of CFS FC WS Inv-Credit Suisse WS Cap Gr		
	27/08/2020	23,195.3186	22,098.18 Purchase of CFS FC WS Inv-Credit Suisse WS Cap Gr		
	27/09/2020	101.6524	94.74 Purchase of CFS FC WS Inv-Credit Suisse WS Cap Gr		
	2/12/2020	29,908.6548	30,548.70 Purchase of CFS FC WS Inv-Credit Suisse WS Cap Gr		
	13/12/2020	792.8897	800.66 Purchase of CFS FC WS Inv-Credit Suisse WS Cap Gr		
	28/03/2021	1,852.1693	1,933.85 Purchase of CFS FC WS Inv-Credit Suisse WS Cap Gr		
	30/06/2021	4,462.2967	4,554.22 Purchase of CFS FC WS Inv-Credit Suisse WS Cap Gr		
	30/06/2021	-	6,943.77 Unrealised market movement		
		68,696.6953			
208 2887	CFS FC WS Inv-Ws Cash			-	20,341.02
	1/07/2020	-			
	30/06/2021	1.9895	2.01 Purchase of CFS FC WS Inv-Ws Cash		
	30/06/2021	20,129.6615	20,339.01 Switch		

General Ledger

As at 30 June 2021

Account Number	Account Description	Units	Amount \$	Opening \$	Closing \$
		20,131.6510			
208 2890	CFS FC WS Inv-Ws Geared Share			-	23,010.20
	1/07/2020	-			
	30/07/2020	1,117.5682	4,000.00 Purchase of CFS FC WS Inv-Ws Geared Share		
	11/08/2020	1,034.7039	3,857.79 Switch		
	27/08/2020	984.3145	3,795.32 Purchase of CFS FC WS Inv-Ws Geared Share		
	2/12/2020	678.2316	2,999.14 Purchase of CFS FC WS Inv-Ws Geared Share		
	13/12/2020	38.6244	171.67 Purchase of CFS FC WS Inv-Ws Geared Share		
	28/03/2021	73.5304	339.10 Purchase of CFS FC WS Inv-Ws Geared Share		
	30/06/2021	227.9919	1,198.12 Purchase of CFS FC WS Inv-Ws Geared Share		
	30/06/2021	-	6,649.06 Unrealised market movement		
		4,154.9649			
208 2892	CFS FC WS Inv-Ws Imputation			-	15,053.63
	1/07/2020	-			
	30/07/2020	1,756.1575	4,000.00 Purchase of CFS FC WS Inv-Ws Imputation		
	11/08/2020	1,700.4620	3,938.61 Switch		
	27/08/2020	787.3480	1,865.07 Purchase of CFS FC WS Inv-Ws Imputation		
	27/09/2020	26.2502	59.42 Purchase of CFS FC WS Inv-Ws Imputation		
	3/11/2020	105.2601	239.13 Purchase of CFS FC WS Inv-Ws Imputation		
	2/12/2020	762.9197	1,872.51 Purchase of CFS FC WS Inv-Ws Imputation		
	28/03/2021	148.6251	364.83 Purchase of CFS FC WS Inv-Ws Imputation		
	30/06/2021	345.3457	868.13 Purchase of CFS FC WS Inv-Ws Imputation		
	30/06/2021	-	1,845.93 Unrealised market movement		
		5,632.3683			
208 8330	CFS FC-Magellan W Global			-	18,452.59
	1/07/2020	-			
	30/07/2020	1,742.8434	4,000.00 Purchase of CFS FC-Magellan W Global		
	11/08/2020	1,765.4735	4,024.75 Purchase of CFS FC-Magellan W Global		
	27/08/2020	1,545.0208	3,681.63 Purchase of CFS FC-Magellan W Global		
	2/12/2020	2,153.3648	5,010.88 Purchase of CFS FC-Magellan W Global		
	30/06/2021	191.2015	464.83 Purchase of CFS FC-Magellan W Global		
	30/06/2021	-	1,270.50 Unrealised market movement		
		7,397.9040			
210	Property - Commercial			1,380,000.00	1,410,000.00
210 0059	1198 South Road, Clovelly Park			540,000.00	540,000.00
		1.0000			
210 0060	1252/1254 South Road, Clovelly Park			840,000.00	870,000.00
	1/07/2020	1.0000			
	30/06/2021	-	30,000.00 Unrealised market movement		
		1.0000			
229	Overseas Unit Trusts			-	14,899.89
229 0568	CFS FC Ws Inv - Perp Ws International			-	14,899.89
	1/07/2020	-			
	30/07/2020	4,946.8217	4,000.00 Purchase of CFS FC Ws Inv - Perp Ws International		
	11/08/2020	4,710.7410	3,903.32 Purchase of CFS FC Ws Inv - Perp Ws International		
	27/08/2020	2,501.6947	2,066.65 Purchase of CFS FC Ws Inv - Perp Ws International		
	2/12/2020	1,990.5671	1,772.60 Purchase of CFS FC Ws Inv - Perp Ws International		
	13/12/2020	81.6221	70.75 Purchase of CFS FC Ws Inv - Perp Ws International		
	21/04/2021	2,179.7264	1,864.32 Purchase of CFS FC Ws Inv - Perp Ws International		
	30/06/2021	266.5607	234.68 Purchase of CFS FC Ws Inv - Perp Ws International		
	30/06/2021	-	987.57 Unrealised market movement		

General Ledger

As at 30 June 2021

Account Number	Account Description	Units	Amount \$	Opening \$	Closing \$
		16,677.7337			
232	Fixtures & Fittings			21,774.45	21,774.45
232 0003	Depreciable Asset - Plant & Equipment			21,774.45	21,774.45
233	Accumulated Depreciation			(8,545.16)	(9,224.16)
233 0003	Accumulated Depreciation - Plant & Equipment			(8,545.16)	(9,224.16)
	30/06/2021		(679.00) Purchase of Accumulated Depreciation - Plant & Equipment		
290	Cash at Bank			6,227.48	68,003.55
290 0001	ANZ Cash Management Account			1,451.05	13,116.58
	3/07/2020		375.00 DIVIDEND FROM NAB INTERIM DIV DV211-01125693		
	6/07/2020		2,291.66 ANZ INTERNET BANKING TRANSFER ELTON LANDSCAPES		
	7/07/2020		3,040.00 PAYMENT FROM R S LANGLEY & SONS PTY LTD		
	10/07/2020		1,302.95 PAYMENT FROM Tint A Car CPark		
	27/07/2020		(3,185.00) ANZ INTERNET BANKING FUNDS TFER TRANSFER 427138 TO		
	31/07/2020		550.88 TRANSFER FROM TURNER SECURITIE 17823-2450		
	31/07/2020		0.25 CREDIT INTEREST PAID		
	6/08/2020		2,291.66 ANZ INTERNET BANKING TRANSFER ELTON LANDSCAPES		
	11/08/2020		3,040.00 PAYMENT FROM R S LANGLEY & SONS PTY LTD		
	12/08/2020		1,302.95 PAYMENT FROM Tint A Car CPark		
	31/08/2020		550.88 TRANSFER FROM TURNER SECURITIE 17889-2450		
	31/08/2020		661.64 TRANSFER FROM TURNER SECURITIE 17889-2518		
	31/08/2020		0.44 CREDIT INTEREST PAID		
	7/09/2020		235.91 PAYMENT FROM R S LANGLEY & SONS PTY LTD		
	7/09/2020		2,291.66 ANZ INTERNET BANKING TRANSFER ELTON LANDSCAPES		
	7/09/2020		3,040.00 PAYMENT FROM R S LANGLEY & SONS PTY LTD		
	16/09/2020		1,302.95 PAYMENT FROM Tint A Car CPark		
	21/09/2020		(2,519.79) ANZ INTERNET BANKING FUNDS TFER TRANSFER 646068 TO		
	21/09/2020		(6,285.22) ANZ INTERNET BANKING FUNDS TFER TRANSFER 726081 TO		
	22/09/2020		1,724.39 ANZ INTERNET BANKING TRANSFER ELTON LANDSCAPES		
	30/09/2020		491.75 DIVIDEND FROM ANZ DIVIDEND A069-00696187		
	30/09/2020		533.11 TRANSFER FROM TURNER SECURITIE 17938-2450		
	30/09/2020		945.21 TRANSFER FROM TURNER SECURITIE 17938-2518		
	30/09/2020		0.67 CREDIT INTEREST PAID		
	8/10/2020		1,785.50 PAYMENT FROM Tint A Car CPark		
	12/10/2020		1,954.43 PAYMENT FROM Tint A Car CPark		
	12/10/2020		3,040.00 TRANSFER FROM R S LANGLEY & SO BENCRAH RENT OCT		
	19/10/2020		(2,811.00) ANZ INTERNET BANKING FUNDS TFER TRANSFER 869524 TO		
	20/10/2020		(2,994.75) ANZ INTERNET BANKING FUNDS TFER TRANSFER 469710 TO		
	22/10/2020		3,914.67 ANZ INTERNET BANKING TRANSFER ELTON LANDSCAPES		
	30/10/2020		550.88 TRANSFER FROM TURNER SECURITIE 17990-2450		
	30/10/2020		976.71 TRANSFER FROM TURNER SECURITIE 17990-2518		
	30/10/2020		0.77 CREDIT INTEREST PAID		
	10/11/2020		1,954.43 PAYMENT FROM Tint A Car CPark		
	17/11/2020		3,040.00 PAYMENT FROM R S LANGLEY & SONS PTY LTD		
	23/11/2020		2,291.66 ANZ INTERNET BANKING TRANSFER ELTON LANDSCAPES		
	30/11/2020		533.11 TRANSFER FROM TURNER SECURITIE 18042-2450		
	30/11/2020		945.21 TRANSFER FROM TURNER SECURITIE 18042-2518		
	30/11/2020		1.06 CREDIT INTEREST PAID		
	2/12/2020		233.78 PAYMENT FROM R S LANGLEY & SONS PTY LTD		
	7/12/2020		2,775.73 ANZ INTERNET BANKING TRANSFER ELTON LANDSCAPES		
	10/12/2020		375.00 DIVIDEND FROM NAB FINAL DIV DV212-00617234		
	10/12/2020		1,954.43 PAYMENT FROM Tint A Car CPark		

General Ledger

As at 30 June 2021

Account Number	Account Description	Units	Amount \$	Opening \$	Closing \$
	11/12/2020		3,040.00		PAYMENT FROM R S LANGLEY & SONS PTY LTD
	16/12/2020		688.45		DIVIDEND FROM ANZ DIVIDEND A070-00692217
	18/12/2020		444.85		DIVIDEND FROM WBC DIVIDEND 001254004681
	21/12/2020		(10,652.60)		ANZ INTERNET BANKING FUNDS TFER TRANSFER 880206 TO
	31/12/2020		550.88		TRANSFER FROM TURNER SECURITIE 18101-2450
	31/12/2020		976.71		TRANSFER FROM TURNER SECURITIE 18101-2518
	31/12/2020		1.42		CREDIT INTEREST PAID
	6/01/2021		2,291.66		ANZ INTERNET BANKING TRANSFER ELTON LANDSCAPES
	11/01/2021		2,150.00		PAYMENT FROM Tint A Car CPark
	11/01/2021		3,040.00		PAYMENT FROM R S LANGLEY & SONS PTY LTD
	25/01/2021		82.21		TRANSFER FROM ATO ATO001100013827941
	29/01/2021		1.43		CREDIT INTEREST PAID
	1/02/2021		550.88		TRANSFER FROM TURNER SECURITIE 18189-2450
	1/02/2021		976.71		TRANSFER FROM TURNER SECURITIE 18189-2518
	3/02/2021		(3,575.00)		ANZ INTERNET BANKING FUNDS TFER TRANSFER 524624 TO
	5/02/2021		(3,892.00)		ANZ INTERNET BANKING FUNDS TFER TRANSFER 234438 TO
	8/02/2021		2,291.66		ANZ INTERNET BANKING TRANSFER ELTON LANDSCAPES
	10/02/2021		2,150.00		PAYMENT FROM Tint A Car CPark
	11/02/2021		3,040.00		PAYMENT FROM R S LANGLEY & SONS PTY LTD
	12/02/2021		1,469.03		PAYMENT FROM R S LANGLEY & SONS PTY LTD
	16/02/2021		893.09		PAYMENT FROM Tint A Car CPark
	26/02/2021		1.52		CREDIT INTEREST PAID
	1/03/2021		497.57		TRANSFER FROM TURNER SECURITIE 18240-2450
	1/03/2021		882.19		TRANSFER FROM TURNER SECURITIE 18240-2518
	4/03/2021		255.14		PAYMENT FROM R S LANGLEY & SONS PTY LTD
	4/03/2021		3,040.00		PAYMENT FROM R S LANGLEY & SONS PTY LTD
	8/03/2021		774.07		ANZ INTERNET BANKING TRANSFER ELTON LANDSCAPES
	10/03/2021		2,150.00		PAYMENT FROM Tint A Car CPark
	19/03/2021		1,469.03		PAYMENT FROM R S LANGLEY & SONS PTY LTD
	19/03/2021		(935.65)		ANZ INTERNET BANKING FUNDS TFER TRANSFER 635208 TO
	22/03/2021		2,291.66		ANZ INTERNET BANKING TRANSFER ELTON LANDSCAPES
	31/03/2021		213.24		TRANSFER FROM TURNER SECURITIE 18308-2450
	31/03/2021		239.16		TRANSFER FROM TURNER SECURITIE 18308-2618
	31/03/2021		976.71		TRANSFER FROM TURNER SECURITIE 18308-2518
	31/03/2021		2.23		CREDIT INTEREST PAID
	12/04/2021		2,150.00		PAYMENT FROM Tint A Car CPark
	13/04/2021		3,040.00		PAYMENT FROM R S LANGLEY & SONS PTY LTD
	21/04/2021		(4,577.00)		ANZ INTERNET BANKING FUNDS TFER TRANSFER 944126 TO
	22/04/2021		2,291.66		ANZ INTERNET BANKING TRANSFER ELTON LANDSCAPES
	30/04/2021		377.62		TRANSFER FROM TURNER SECURITIE 18360-2618
	30/04/2021		945.21		TRANSFER FROM TURNER SECURITIE 18360-2518
	30/04/2021		2.33		CREDIT INTEREST PAID
	6/05/2021		3,040.00		PAYMENT FROM R S LANGLEY & SONS PTY LTD
	10/05/2021		2,150.00		PAYMENT FROM Tint A Car CPark
	19/05/2021		(4,543.87)		ANZ INTERNET BANKING FUNDS TFER TRANSFER 200708 TO
	24/05/2021		2,291.66		ANZ INTERNET BANKING TRANSFER ELTON LANDSCAPES
	31/05/2021		390.21		TRANSFER FROM TURNER SECURITIE 18420-2618
	31/05/2021		976.71		TRANSFER FROM TURNER SECURITIE 18420-2518
	31/05/2021		2.60		CREDIT INTEREST PAID
	7/06/2021		441.04		PAYMENT FROM R S LANGLEY & SONS PTY LTD
	7/06/2021		3,202.79		ANZ INTERNET BANKING TRANSFER ELTON LANDSCAPES
	8/06/2021		(270.93)		ANZ INTERNET BANKING FUNDS TFER TRANSFER 148898 TO
	10/06/2021		2,150.00		PAYMENT FROM Tint A Car CPark

General Ledger

As at 30 June 2021

Account Number	Account Description	Units	Amount \$	Opening \$	Closing \$
	10/06/2021		3,040.00 PAYMENT FROM R S LANGLEY & SONS PTY LTD		
	21/06/2021		(4,287.33) ANZ INTERNET BANKING FUNDS TFER TRANSFER 796434 TO		
	21/06/2021		(7,610.05) ANZ INTERNET BANKING FUNDS TFER TRANSFER 796581 TO		
	25/06/2021		832.30 DIVIDEND FROM WBC DIVIDEND 001260576031		
	29/06/2021		(1,068.70) ANZ INTERNET BANKING FUNDS TFER TRANSFER 283568 TO		
	29/06/2021		(47,508.00) ANZ INTERNET BANKING FUNDS TFER TRANSFER 335131 TO		
	30/06/2021		377.62 TRANSFER FROM TURNER SECURITIE 18497-2618		
	30/06/2021		945.21 TRANSFER FROM TURNER SECURITIE 18497-2518		
	30/06/2021		2.63 CREDIT INTEREST PAID		
290 0002	ANZ Business Online Saver			4,759.99	4,759.99
290 0003	BankSA Investment Cash Account			16.44	16.44
	14/07/2020		(200,000.00) Withdrawal		
	14/07/2020		200,000.00 Deposit		
290 0004	BankSA DIY Super Saver			-	50,110.54
	1/07/2020		(2.50) BANK FEE		
	1/07/2020		77.15 CREDIT INTEREST		
	1/07/2020		(1,529,336.55) TRANSFER		
	1/07/2020		84.04 INTEREST		
	1/07/2020		609.85 CREDIT INTEREST		
	1/07/2020		2,030.68 INTEREST		
	1/07/2020		81.22 CREDIT INTEREST		
	1/07/2020		2,096.01 U		
	1/07/2020		127.11 CREDIT INTEREST		
	1/07/2020		1,351.26 INTEREST		
	1/07/2020		108.10 CREDIT INTEREST		
	1/07/2020		1,972,848.28 TRANSFER		
	14/07/2020		(200,000.00) COLONIAL FIRST STATE		
	31/07/2020		14.18 CREDIT INTEREST		
	6/08/2020		(200,000.00) TRANSFER		
	31/08/2020		(2.50) BANK FEE		
	31/08/2020		3.49 CREDIT INTEREST		
	30/09/2020		2.05 CREDIT INTEREST		
	31/10/2020		2.12 CREDIT INTEREST		
	30/11/2020		2.05 CREDIT INTEREST		
	31/12/2020		2.12 CREDIT INTEREST		
	30/01/2021		2.12 CREDIT INTEREST		
	27/02/2021		1.92 CREDIT INTEREST		
	31/03/2021		2.12 CREDIT INTEREST		
	30/04/2021		2.05 CREDIT INTEREST		
	31/05/2021		2.12 CREDIT INTEREST		
	30/06/2021		2.05 CREDIT INTEREST		
290 0005	Cash at Bank - Other (Fund)			-	-
	8/07/2020		200,000.00 Application		
	30/07/2020		(36,000.00) Switch		
	31/07/2020		35.10 Interest		
	3/08/2020		(78.90) Advisor Fee		
	3/08/2020		(750.00) Advisor Fee		
	11/08/2020		(35,367.97) Switch		
	27/08/2020		(41,660.88) Switch		
	31/08/2020		27.99 Interest		
	1/09/2020		(101.64) Advisor Fee		
	8/09/2020		6.45 Management Fee Rebate		
	30/09/2020		17.70 Interest		

General Ledger

As at 30 June 2021

Account Number	Account Description	Units	Amount \$	Opening \$	Closing \$
	1/10/2020		(97.15) Advisor Fee		
	31/10/2020		18.29 Interest		
	2/11/2020		(102.13) Advisor Fee		
	30/11/2020		8.34 Interest		
	1/12/2020		(101.57) Advisor Fee		
	2/12/2020		(64,905.63) Switch		
	31/12/2020		2.03 Interest		
	4/01/2021		(107.13) Advisor Fee		
	31/01/2021		1.86 Interest		
	1/02/2021		(107.90) Advisor Fee		
	28/02/2021		1.68 Interest		
	1/03/2021		(99.16) Advisor Fee		
	8/03/2021		30.15 Management Fee Rebate		
	31/03/2021		1.86 Interest		
	1/04/2021		(110.92) Advisor Fee		
	30/04/2021		1.80 Interest		
	3/05/2021		(111.05) Advisor Fee		
	31/05/2021		1.86 Interest		
	1/06/2021		(115.81) Advisor Fee		
	30/06/2021		(20,339.01) Switch		
	30/06/2021		1.74 Interest		
310	Accrued Income			-	-
310 0001	Accrued Income			-	-
	3/07/2020		375.00 NAB AUD 0.3 FRANKED, 30% CTR, DRP NIL DISC, BSP		
	3/07/2020		(375.00) NAB AUD 0.3 FRANKED, 30% CTR, DRP NIL DISC, BSP		
	30/09/2020		491.75 ANZ AUD 0.25 FRANKED, 30% CTR, DRP NIL DISC, BSP		
	30/09/2020		(491.75) ANZ AUD 0.25 FRANKED, 30% CTR, DRP NIL DISC, BSP		
	10/12/2020		375.00 NAB AUD 0.3 FRANKED, 30% CTR, DRP NIL DISC, BSP		
	10/12/2020		(375.00) NAB AUD 0.3 FRANKED, 30% CTR, DRP NIL DISC, BSP		
	16/12/2020		688.45 ANZ AUD 0.35 FRANKED, 30% CTR, DRP NIL DISC, BSP		
	16/12/2020		(688.45) ANZ AUD 0.35 FRANKED, 30% CTR, DRP NIL DISC, BSP		
450	Provisions for Tax - Fund			1,709.62	(1,647.33)
450 0008	Provision for GST (Fund)			2,051.93	2,114.55
	6/07/2020		208.33 ANZ INTERNET BANKING TRANSFER ELTON LANDSCAPES		
	7/07/2020		276.36 PAYMENT FROM R S LANGLEY & SONS PTY LTD		
	10/07/2020		118.45 PAYMENT FROM Tint A Car CPark		
	27/07/2020		(1,949.00) ANZ INTERNET BANKING FUNDS TFER TRANSFER 427138 TO		
	3/08/2020		(5.38) Advisor Fee		
	3/08/2020		(51.14) Advisor Fee		
	6/08/2020		208.33 ANZ INTERNET BANKING TRANSFER ELTON LANDSCAPES		
	11/08/2020		276.36 PAYMENT FROM R S LANGLEY & SONS PTY LTD		
	12/08/2020		118.45 PAYMENT FROM Tint A Car CPark		
	1/09/2020		(6.93) Advisor Fee		
	7/09/2020		208.33 ANZ INTERNET BANKING TRANSFER ELTON LANDSCAPES		
	7/09/2020		276.36 PAYMENT FROM R S LANGLEY & SONS PTY LTD		
	7/09/2020		21.45 PAYMENT FROM R S LANGLEY & SONS PTY LTD		
	16/09/2020		118.45 PAYMENT FROM Tint A Car CPark		
	21/09/2020		(153.99) ANZ INTERNET BANKING FUNDS TFER TRANSFER 726081 TO		
	21/09/2020		(417.40) ANZ INTERNET BANKING FUNDS TFER TRANSFER 726081 TO		
	22/09/2020		156.76 ANZ INTERNET BANKING TRANSFER ELTON LANDSCAPES		
	1/10/2020		(6.63) Advisor Fee		
	8/10/2020		162.32 PAYMENT FROM Tint A Car CPark		

General Ledger

As at 30 June 2021

Account Number	Account Description	Units	Amount \$	Opening \$	Closing \$
	12/10/2020		177.68 PAYMENT FROM Tint A Car CPark		
	12/10/2020		276.36 TRANSFER FROM R S LANGLEY & SO BENCRAH RENT OCT		
	19/10/2020		(1,473.00) ANZ INTERNET BANKING FUNDS TFER TRANSFER 869524 TO		
	22/10/2020		355.88 ANZ INTERNET BANKING TRANSFER ELTON LANDSCAPES		
	2/11/2020		(6.96) Advisor Fee		
	10/11/2020		177.68 PAYMENT FROM Tint A Car CPark		
	17/11/2020		276.36 PAYMENT FROM R S LANGLEY & SONS PTY LTD		
	23/11/2020		208.33 ANZ INTERNET BANKING TRANSFER ELTON LANDSCAPES		
	1/12/2020		(6.93) Advisor Fee		
	2/12/2020		21.25 PAYMENT FROM R S LANGLEY & SONS PTY LTD		
	7/12/2020		252.34 ANZ INTERNET BANKING TRANSFER ELTON LANDSCAPES		
	10/12/2020		177.68 PAYMENT FROM Tint A Car CPark		
	11/12/2020		276.36 PAYMENT FROM R S LANGLEY & SONS PTY LTD		
	4/01/2021		(7.31) Advisor Fee		
	6/01/2021		208.33 ANZ INTERNET BANKING TRANSFER ELTON LANDSCAPES		
	11/01/2021		195.45 PAYMENT FROM Tint A Car CPark		
	11/01/2021		276.36 PAYMENT FROM R S LANGLEY & SONS PTY LTD		
	1/02/2021		(7.36) Advisor Fee		
	3/02/2021		(145.50) ANZ INTERNET BANKING FUNDS TFER TRANSFER 524624 TO		
	3/02/2021		(24.75) ANZ INTERNET BANKING FUNDS TFER TRANSFER 524624 TO		
	5/02/2021		(2,362.00) ANZ INTERNET BANKING FUNDS TFER TRANSFER 234438 TO		
	8/02/2021		208.33 ANZ INTERNET BANKING TRANSFER ELTON LANDSCAPES		
	10/02/2021		195.45 PAYMENT FROM Tint A Car CPark		
	11/02/2021		276.36 PAYMENT FROM R S LANGLEY & SONS PTY LTD		
	12/02/2021		133.55 PAYMENT FROM R S LANGLEY & SONS PTY LTD		
	16/02/2021		81.19 PAYMENT FROM Tint A Car CPark		
	1/03/2021		(6.76) Advisor Fee		
	4/03/2021		276.36 PAYMENT FROM R S LANGLEY & SONS PTY LTD		
	4/03/2021		23.19 PAYMENT FROM R S LANGLEY & SONS PTY LTD		
	8/03/2021		70.37 ANZ INTERNET BANKING TRANSFER ELTON LANDSCAPES		
	10/03/2021		195.45 PAYMENT FROM Tint A Car CPark		
	19/03/2021		133.55 PAYMENT FROM R S LANGLEY & SONS PTY LTD		
	22/03/2021		208.33 ANZ INTERNET BANKING TRANSFER ELTON LANDSCAPES		
	1/04/2021		(7.56) Advisor Fee		
	12/04/2021		195.45 PAYMENT FROM Tint A Car CPark		
	13/04/2021		276.36 PAYMENT FROM R S LANGLEY & SONS PTY LTD		
	21/04/2021		(2,157.00) ANZ INTERNET BANKING FUNDS TFER TRANSFER 944126 TO		
	22/04/2021		208.33 ANZ INTERNET BANKING TRANSFER ELTON LANDSCAPES		
	3/05/2021		(7.58) Advisor Fee		
	6/05/2021		276.36 PAYMENT FROM R S LANGLEY & SONS PTY LTD		
	10/05/2021		195.45 PAYMENT FROM Tint A Car CPark		
	24/05/2021		208.33 ANZ INTERNET BANKING TRANSFER ELTON LANDSCAPES		
	1/06/2021		(7.90) Advisor Fee		
	7/06/2021		40.09 PAYMENT FROM R S LANGLEY & SONS PTY LTD		
	7/06/2021		291.16 ANZ INTERNET BANKING TRANSFER ELTON LANDSCAPES		
	8/06/2021		(24.63) ANZ INTERNET BANKING FUNDS TFER TRANSFER 148898 TO		
	10/06/2021		195.45 PAYMENT FROM Tint A Car CPark		
	10/06/2021		276.36 PAYMENT FROM R S LANGLEY & SONS PTY LTD		
	29/06/2021		(97.15) ANZ INTERNET BANKING FUNDS TFER TRANSFER 283568 TO		
450 0009	Provision for Income Tax (Fund)			(342.31)	(3,761.88)
	25/01/2021		341.21 Final Tax Refund		
	30/06/2021		(3,760.78) Current year tax expense		

General Ledger

As at 30 June 2021

Account Number	Account Description	Units	Amount \$	Opening \$	Closing \$
500	Sundry Creditors			1,236.00	5,251.00
500 0001	Sundry Creditors Number 1			1,236.00	5,251.00
	27/07/2020		(1,236.00) ANZ INTERNET BANKING FUNDS TFER TRANSFER 427138 TO		
	30/06/2021		5,251.00 Increase Sundry Creditors Number 1		
601	Term Deposits			-	53,009.74
601 0001	Turner Securities			-	16,124.26
	31/07/2020		550.88 TRANSFER FROM TURNER SECURITIE 17823-2450		
	31/08/2020		550.88 TRANSFER FROM TURNER SECURITIE 17889-2450		
	31/08/2020		661.64 TRANSFER FROM TURNER SECURITIE 17889-2518		
	30/09/2020		533.11 TRANSFER FROM TURNER SECURITIE 17938-2450		
	30/09/2020		945.21 TRANSFER FROM TURNER SECURITIE 17938-2518		
	30/10/2020		550.88 TRANSFER FROM TURNER SECURITIE 17990-2450		
	30/10/2020		976.71 TRANSFER FROM TURNER SECURITIE 17990-2518		
	30/11/2020		533.11 TRANSFER FROM TURNER SECURITIE 18042-2450		
	30/11/2020		945.21 TRANSFER FROM TURNER SECURITIE 18042-2518		
	31/12/2020		550.88 TRANSFER FROM TURNER SECURITIE 18101-2450		
	31/12/2020		976.71 TRANSFER FROM TURNER SECURITIE 18101-2518		
	1/02/2021		550.88 TRANSFER FROM TURNER SECURITIE 18189-2450		
	1/02/2021		976.71 TRANSFER FROM TURNER SECURITIE 18189-2518		
	1/03/2021		497.57 TRANSFER FROM TURNER SECURITIE 18240-2450		
	1/03/2021		882.19 TRANSFER FROM TURNER SECURITIE 18240-2518		
	31/03/2021		213.24 TRANSFER FROM TURNER SECURITIE 18308-2450		
	31/03/2021		239.16 TRANSFER FROM TURNER SECURITIE 18308-2618		
	31/03/2021		976.71 TRANSFER FROM TURNER SECURITIE 18308-2518		
	30/04/2021		377.62 TRANSFER FROM TURNER SECURITIE 18360-2618		
	30/04/2021		945.21 TRANSFER FROM TURNER SECURITIE 18360-2518		
	31/05/2021		390.21 TRANSFER FROM TURNER SECURITIE 18420-2618		
	31/05/2021		976.71 TRANSFER FROM TURNER SECURITIE 18420-2518		
	30/06/2021		377.62 TRANSFER FROM TURNER SECURITIE 18497-2618		
	30/06/2021		945.21 TRANSFER FROM TURNER SECURITIE 18497-2518		
601 0005	BankSA Term Deposit			-	13,981.76
	30/06/2021		13,981.76 BankSA Term Deposit		
601 0006	BankSA Term Deposit			-	22,903.72
	1/07/2020		7,610.35 TRANSFER		
	30/06/2021		15,293.37 BankSA Term Deposit		
605	Australian Listed Shares			-	3,207.35
605 0146	ANZ Banking Grp Ltd - Dividends			-	1,180.20
	30/09/2020		491.75 ANZ AUD 0.25 FRANKED, 30% CTR, DRP NIL DISC, BSP		
	16/12/2020		688.45 ANZ AUD 0.35 FRANKED, 30% CTR, DRP NIL DISC, BSP		
605 1671	National Aust. Bank - Dividends			-	750.00
	3/07/2020		375.00 NAB AUD 0.3 FRANKED, 30% CTR, DRP NIL DISC, BSP		
	10/12/2020		375.00 NAB AUD 0.3 FRANKED, 30% CTR, DRP NIL DISC, BSP		
605 2553	Westpac Banking Corp - Dividends			-	1,277.15
	18/12/2020		444.85 DIVIDEND FROM WBC DIVIDEND 001254004681		
	25/06/2021		832.30 DIVIDEND FROM WBC DIVIDEND 001260576031		
608	Unit Trusts (Unlisted)			-	12,984.06
608 2811	CFS FC WS Inv - Ausbil Aust Active Eq - Distribution			-	812.37
	27/09/2020		50.40 CFS FC WS Inv - Ausbil Aust Active Eq - Distribution		
	13/12/2020		87.09 CFS FC WS Inv - Ausbil Aust Active Eq - Distribution		
	28/03/2021		328.26 CFS FC WS Inv - Ausbil Aust Active Eq - Distribution		

General Ledger

As at 30 June 2021

Account Number	Account Description	Units	Amount \$	Opening \$	Closing \$
608 2844	30/06/2021 CFS FC Ws Inv - Inv Mutual Ws Aust Share - Distribution		346.62 CFS FC WS Inv - Ausbil Aust Active Eq - Distribution	-	247.23
	27/09/2020		49.29 CFS FC Ws Inv - Inv Mutual Ws Aust Share - Distribution		
	13/12/2020		43.58 CFS FC Ws Inv - Inv Mutual Ws Aust Share - Distribution		
	28/03/2021		87.39 CFS FC Ws Inv - Inv Mutual Ws Aust Share - Distribution		
608 2849	30/06/2021 CFS FC Ws Inv - Perp Ws Industrial Share - Distribution		66.97 CFS FC Ws Inv - Inv Mutual Ws Aust Share - Distribution	-	137.80
	27/09/2020		25.31 CFS FC Ws Inv - Perp Ws Industrial Share - Distribution		
	13/12/2020		49.89 CFS FC Ws Inv - Perp Ws Industrial Share - Distribution		
	28/03/2021		25.02 CFS FC Ws Inv - Perp Ws Industrial Share - Distribution		
608 2854	30/06/2021 CFS FC Ws Inv - Schroder Ws Aust Equity - Distribution		37.58 CFS FC Ws Inv - Perp Ws Industrial Share - Distribution	-	695.95
	27/09/2020		72.83 CFS FC Ws Inv - Schroder Ws Aust Equity - Distribution		
	13/12/2020		74.60 CFS FC Ws Inv - Schroder Ws Aust Equity - Distribution		
	28/03/2021		212.30 CFS FC Ws Inv - Schroder Ws Aust Equity - Distribution		
608 2870	30/06/2021 CFS FC WS Inv-Credit Suisse WS Cap Gr - Distribution		336.22 CFS FC Ws Inv - Schroder Ws Aust Equity - Distribution	-	7,383.47
	7/09/2020		94.74 CFS FC WS Inv-Credit Suisse WS Cap Gr - Distribution		
	13/12/2020		800.66 CFS FC WS Inv-Credit Suisse WS Cap Gr - Distribution		
	28/03/2021		1,933.85 CFS FC WS Inv-Credit Suisse WS Cap Gr - Distribution		
608 2887	30/06/2021 CFS FC WS Inv-Ws Cash - Distribution		4,554.22 CFS FC WS Inv-Credit Suisse WS Cap Gr - Distribution	-	2.01
	30/06/2021		2.01 CFS FC WS Inv-Ws Cash - Distribution	-	1,708.89
608 2890	CFS FC WS Inv-Ws Geared Share - Distribution			-	
	13/12/2020		171.67 CFS FC WS Inv-Ws Geared Share - Distribution		
	28/03/2021		339.10 CFS FC WS Inv-Ws Geared Share - Distribution		
	30/06/2021		1,198.12 CFS FC WS Inv-Ws Geared Share - Distribution		
608 2892	CFS FC WS Inv-Ws Imputation - Distribution			-	1,531.51
	27/09/2020		59.42 CFS FC WS Inv-Ws Imputation - Distribution		
	3/11/2020		239.13 CFS FC WS Inv-Ws Imputation - Distribution		
	28/03/2021		364.83 CFS FC WS Inv-Ws Imputation - Distribution		
	30/06/2021		868.13 CFS FC WS Inv-Ws Imputation - Distribution		
608 8330	CFS FC-Magellan W Global			-	464.83
	30/06/2021		464.83 CFS FC-Magellan W Global		
610	Property - Commercial			-	89,955.77
610 0059	1198 South Road, Clovelly Park			-	23,046.13
	10/07/2020		1,184.50 PAYMENT FROM Tint A Car CPark		
	12/08/2020		1,184.50 PAYMENT FROM Tint A Car CPark		
	16/09/2020		1,184.50 PAYMENT FROM Tint A Car CPark		
	8/10/2020		1,623.18 PAYMENT FROM Tint A Car CPark		
	12/10/2020		1,776.75 PAYMENT FROM Tint A Car CPark		
	10/11/2020		1,776.75 PAYMENT FROM Tint A Car CPark		
	10/12/2020		1,776.75 PAYMENT FROM Tint A Car CPark		
	11/01/2021		1,954.55 PAYMENT FROM Tint A Car CPark		
	10/02/2021		1,954.55 PAYMENT FROM Tint A Car CPark		
	16/02/2021		811.90 PAYMENT FROM Tint A Car CPark		
	10/03/2021		1,954.55 PAYMENT FROM Tint A Car CPark		
	12/04/2021		1,954.55 PAYMENT FROM Tint A Car CPark		
	10/05/2021		1,954.55 PAYMENT FROM Tint A Car CPark		
	10/06/2021		1,954.55 PAYMENT FROM Tint A Car CPark		
610 0060	1252/1254 South Road, Clovelly Park			-	66,909.64
	6/07/2020		2,083.33 ANZ INTERNET BANKING TRANSFER ELTON LANDSCAPES		
	7/07/2020		2,763.64 PAYMENT FROM R S LANGLEY & SONS PTY LTD		

General Ledger

As at 30 June 2021

Account Number	Account Description	Units	Amount \$	Opening \$	Closing \$
	6/08/2020		2,083.33 ANZ INTERNET BANKING TRANSFER ELTON LANDSCAPES		
	11/08/2020		2,763.64 PAYMENT FROM R S LANGLEY & SONS PTY LTD		
	7/09/2020		2,083.33 ANZ INTERNET BANKING TRANSFER ELTON LANDSCAPES		
	7/09/2020		2,763.64 PAYMENT FROM R S LANGLEY & SONS PTY LTD		
	7/09/2020		214.46 PAYMENT FROM R S LANGLEY & SONS PTY LTD		
	22/09/2020		1,567.63 ANZ INTERNET BANKING TRANSFER ELTON LANDSCAPES		
	12/10/2020		2,763.64 TRANSFER FROM R S LANGLEY & SO BENCRAH RENT OCT		
	22/10/2020		3,558.79 ANZ INTERNET BANKING TRANSFER ELTON LANDSCAPES		
	17/11/2020		2,763.64 PAYMENT FROM R S LANGLEY & SONS PTY LTD		
	23/11/2020		2,083.33 ANZ INTERNET BANKING TRANSFER ELTON LANDSCAPES		
	2/12/2020		212.53 PAYMENT FROM R S LANGLEY & SONS PTY LTD		
	7/12/2020		2,523.39 ANZ INTERNET BANKING TRANSFER ELTON LANDSCAPES		
	11/12/2020		2,763.64 PAYMENT FROM R S LANGLEY & SONS PTY LTD		
	6/01/2021		2,083.33 ANZ INTERNET BANKING TRANSFER ELTON LANDSCAPES		
	11/01/2021		2,763.64 PAYMENT FROM R S LANGLEY & SONS PTY LTD		
	8/02/2021		2,083.33 ANZ INTERNET BANKING TRANSFER ELTON LANDSCAPES		
	11/02/2021		2,763.64 PAYMENT FROM R S LANGLEY & SONS PTY LTD		
	12/02/2021		1,335.48 PAYMENT FROM R S LANGLEY & SONS PTY LTD		
	4/03/2021		2,763.64 PAYMENT FROM R S LANGLEY & SONS PTY LTD		
	4/03/2021		231.95 PAYMENT FROM R S LANGLEY & SONS PTY LTD		
	8/03/2021		703.70 ANZ INTERNET BANKING TRANSFER ELTON LANDSCAPES		
	19/03/2021		1,335.48 PAYMENT FROM R S LANGLEY & SONS PTY LTD		
	22/03/2021		2,083.33 ANZ INTERNET BANKING TRANSFER ELTON LANDSCAPES		
	13/04/2021		2,763.64 PAYMENT FROM R S LANGLEY & SONS PTY LTD		
	22/04/2021		2,083.33 ANZ INTERNET BANKING TRANSFER ELTON LANDSCAPES		
	6/05/2021		2,763.64 PAYMENT FROM R S LANGLEY & SONS PTY LTD		
	24/05/2021		2,083.33 ANZ INTERNET BANKING TRANSFER ELTON LANDSCAPES		
	7/06/2021		400.95 PAYMENT FROM R S LANGLEY & SONS PTY LTD		
	7/06/2021		2,911.63 ANZ INTERNET BANKING TRANSFER ELTON LANDSCAPES		
	10/06/2021		2,763.64 PAYMENT FROM R S LANGLEY & SONS PTY LTD		
629	Overseas Unit Trusts			-	2,169.75
629 0568	CFS FC Ws Inv - Perp Ws International - Distribution			-	2,169.75
	13/12/2020		70.75 CFS FC Ws Inv - Perp Ws International - Distribution		
	24/04/2021		1,864.32 CFS FC Ws Inv - Perp Ws International - Distribution		
	30/06/2021		234.68 CFS FC Ws Inv - Perp Ws International - Distribution		
690	Cash at Bank			-	6,778.01
690 0001	ANZ Cash Management Account			-	17.35
	31/07/2020		0.25 CREDIT INTEREST PAID		
	31/08/2020		0.44 CREDIT INTEREST PAID		
	30/09/2020		0.67 CREDIT INTEREST PAID		
	30/10/2020		0.77 CREDIT INTEREST PAID		
	30/11/2020		1.06 CREDIT INTEREST PAID		
	31/12/2020		1.42 CREDIT INTEREST PAID		
	29/01/2021		1.43 CREDIT INTEREST PAID		
	26/02/2021		1.52 CREDIT INTEREST PAID		
	31/03/2021		2.23 CREDIT INTEREST PAID		
	30/04/2021		2.33 CREDIT INTEREST PAID		
	31/05/2021		2.60 CREDIT INTEREST PAID		
	30/06/2021		2.63 CREDIT INTEREST PAID		
690 0004	BankSA DIY Super Saver			-	6,603.81
	1/07/2020		77.15 CREDIT INTEREST		
	1/07/2020		609.85 CREDIT INTEREST		

General Ledger

As at 30 June 2021

Account Number	Account Description	Units	Amount \$	Opening \$	Closing \$
	1/07/2020		81.22 CREDIT INTEREST		
	1/07/2020		127.11 CREDIT INTEREST		
	1/07/2020		108.10 CREDIT INTEREST		
	1/07/2020		84.04 INTEREST		
	1/07/2020		2,030.68 INTEREST		
	1/07/2020		2,096.01 U		
	1/07/2020		1,351.26 INTEREST		
	31/07/2020		14.18 CREDIT INTEREST		
	31/08/2020		3.49 CREDIT INTEREST		
	30/09/2020		2.05 CREDIT INTEREST		
	31/10/2020		2.12 CREDIT INTEREST		
	30/11/2020		2.05 CREDIT INTEREST		
	31/12/2020		2.12 CREDIT INTEREST		
	30/01/2021		2.12 CREDIT INTEREST		
	27/02/2021		1.92 CREDIT INTEREST		
	31/03/2021		2.12 CREDIT INTEREST		
	30/04/2021		2.05 CREDIT INTEREST		
	31/05/2021		2.12 CREDIT INTEREST		
	30/06/2021		2.05 CREDIT INTEREST		
690 0005	Cash at Bank - Other (Fund)			-	156.85
	31/07/2020		35.10 Interest		
	31/08/2020		27.99 Interest		
	8/09/2020		6.45 Management Fee Rebate		
	30/09/2020		17.70 Interest		
	31/10/2020		18.29 Interest		
	30/11/2020		8.34 Interest		
	31/12/2020		2.03 Interest		
	31/01/2021		1.86 Interest		
	28/02/2021		1.68 Interest		
	8/03/2021		30.15 Management Fee Rebate		
	31/03/2021		1.86 Interest		
	30/04/2021		1.80 Interest		
	31/05/2021		1.86 Interest		
	30/06/2021		1.74 Interest		
780	Market Movement Non-Realised			-	99,945.74
780 0009	Market Movement Non-Realised - Overseas Assets			-	987.57
	30/06/2021		987.57 Unrealised market movement - Foreign Assets		
780 0013	Market Movement Non-Realised - Real Property			-	30,000.00
	30/06/2021		30,000.00 Unrealised market movement - Property		
780 0015	Market Movement Non-Realised - Shares - Listed			-	40,617.07
	30/06/2021		40,617.07 Unrealised market movement - Domestic Shares		
780 0017	Market Movement Non-Realised - Trusts - Non-Public & Non			-	28,341.10
	30/06/2021		28,341.10 Unrealised market movement - Non-Public & Non-PST Trusts		
801	Fund Administration Expenses			-	5,159.67
801 0001	Accountancy Fees			-	1,988.50
	3/02/2021		1,988.50 ANZ INTERNET BANKING FUNDS TFER TRANSFER 524624 TO		
801 0003	Actuarial Fees			-	338.25
	3/02/2021		338.25 ANZ INTERNET BANKING FUNDS TFER TRANSFER 524624 TO		
801 0004	Administration Fee			-	1,754.92
	3/08/2020		73.52 Advisor Fee		
	3/08/2020		698.86 Advisor Fee		
	1/09/2020		94.71 Advisor Fee		

General Ledger

As at 30 June 2021

Account Number	Account Description	Units	Amount \$	Opening \$	Closing \$
	1/10/2020		90.52 Advisor Fee		
	2/11/2020		95.17 Advisor Fee		
	1/12/2020		94.64 Advisor Fee		
	4/01/2021		99.82 Advisor Fee		
	1/02/2021		100.54 Advisor Fee		
	1/03/2021		92.40 Advisor Fee		
	1/04/2021		103.36 Advisor Fee		
	3/05/2021		103.47 Advisor Fee		
	1/06/2021		107.91 Advisor Fee		
801 0005	Audit Fees			-	1,078.00
	3/02/2021		1,078.00 ANZ INTERNET BANKING FUNDS TFER TRANSFER 524624 TO		
802	Investment Expenses			-	5.00
802 0001	Bank Charges			-	5.00
	1/07/2020		2.50 BANK FEE		
	31/08/2020		2.50 BANK FEE		
803	Property / Real Estate Expenses - Commercial 1			-	3,710.65
803 0005	Property - Commercial 1 - Depreciation			-	679.00
	30/06/2021		679.00 Expense Property - Commercial 1 - Depreciation		
803 0009	Property - Commercial 1 - Insurance			-	1,539.88
	21/09/2020		1,539.88 ANZ INTERNET BANKING FUNDS TFER TRANSFER 726081 TO		
803 0011	Property - Commercial 1 - Land Tax			-	684.78
	21/09/2020		684.78 ANZ INTERNET BANKING FUNDS TFER TRANSFER 646068 TO		
803 0016	Property - Commercial 1 - Rates			-	806.99
	20/10/2020		806.99 ANZ INTERNET BANKING FUNDS TFER TRANSFER 469710 TO		
804	Property / Real Estate Expenses - Commercial 2			-	12,232.07
804 0009	Property - Commercial 2 - Insurance			-	4,173.95
	21/09/2020		4,173.95 ANZ INTERNET BANKING FUNDS TFER TRANSFER 726081 TO		
804 0011	Property - Commercial 2 - Land Tax			-	1,144.22
	21/09/2020		1,144.22 ANZ INTERNET BANKING FUNDS TFER TRANSFER 646068 TO		
804 0016	Property - Commercial 2 - Rates			-	2,187.76
	20/10/2020		2,187.76 ANZ INTERNET BANKING FUNDS TFER TRANSFER 469710 TO		
804 0018	Property - Commercial 2 - Repairs & Maintenance			-	1,217.85
	8/06/2021		246.30 ANZ INTERNET BANKING FUNDS TFER TRANSFER 148898 TO		
	29/06/2021		971.55 ANZ INTERNET BANKING FUNDS TFER TRANSFER 283568 TO		
804 0023	Property - Commercial 2 - Water Charges			-	3,508.29
	21/09/2020		690.79 ANZ INTERNET BANKING FUNDS TFER TRANSFER 646068 TO		
	21/12/2020		652.60 ANZ INTERNET BANKING FUNDS TFER TRANSFER 880206 TO		
	19/03/2021		935.65 ANZ INTERNET BANKING FUNDS TFER TRANSFER 635208 TO		
	21/06/2021		1,229.25 ANZ INTERNET BANKING FUNDS TFER TRANSFER 796581 TO		
825	Fund Lodgement Expenses			-	259.00
825 0005	ATO Annual Return Fee - Supervisory levy			-	259.00
	25/01/2021		259.00 ATO Levy Refund		
860	Fund Tax Expenses			-	6,778.22
860 0004	Income Tax Expense			-	6,778.22
	30/06/2021		1,338.00 September BAS		
	30/06/2021		1,530.00 December BAS		
	30/06/2021		5,251.00 June BAS		
	30/06/2021		2,420.00 March BAS		
	30/06/2021		(3,760.78) Current year tax expense		

General Ledger

As at 30 June 2021

Account Number	Account Description	Units	Amount \$	Opening \$	Closing \$
906	Pension Member Payments			-	72,720.00
00004	Davies, Bernard Ross (00001) ACCOUNT RETIREMENT			-	35,780.00
	21/12/2020		3,237.09 Payment to Davies, Bernard Ross (1002862(00004))		
	19/05/2021		1,470.89 Payment to Davies, Bernard Ross (1002862(00004))		
	21/06/2021		1,387.85 Payment to Davies, Bernard Ross (1002862(00004))		
	21/06/2021		2,065.52 Payment to Davies, Bernard Ross (1002862(00004))		
	29/06/2021		27,618.65 Payment to Davies, Bernard Ross (1002862(00004))		
00005	Davies, Dianne Margaret (00002) ACCOUNT RETIREMENT			-	36,940.00
	21/12/2020		6,762.91 Payment to Davies, Dianne Margaret (1002862(00005))		
	19/05/2021		3,072.98 Payment to Davies, Dianne Margaret (1002862(00005))		
	21/06/2021		2,899.48 Payment to Davies, Dianne Margaret (1002862(00005))		
	21/06/2021		4,315.28 Payment to Davies, Dianne Margaret (1002862(00005))		
	29/06/2021		19,889.35 Payment to Davies, Dianne Margaret (1002862(00005))		

Transactions that have been reconciled to each other within the Master Clearing Account in the selected report period have not been included in this report.

Market Value Movements

From 01/07/2020 to 30/06/2021

Account Number	Account Description	Code	Opening Balance	Purchases	Sales	Adjustments	Closing Market Value	Realised Movement	Unrealised Movement
Domestic Shares									
2050146	ANZ Banking Grp Ltd	ANZ	36,664.88	-	-	-	55,371.05	-	18,706.17
2051671	National Aust. Bank	NAB	22,775.00	-	-	-	32,775.00	-	10,000.00
2052553	Westpac Banking Corp	WBC	25,758.25	-	-	-	37,037.35	-	11,279.10
2052659	Virgin Money UK Plc	VUK	516.36	-	-	-	1,148.16	-	631.80
			85,714.49	-	-	-	126,331.56	-	40,617.07
Foreign Assets									
2290568	CFS FC Ws Inv - Perp Ws International	FSF0479AU	-	13,912.32	-	-	14,899.89	-	987.57
			-	13,912.32	-	-	14,899.89	-	987.57
Non-public & Non-pst Trusts									
2082811	CFS FC Ws Inv - Ausbil Aust Active Eq	FSF0460AU	-	16,357.64	-	-	19,735.14	-	3,377.50
2082844	CFS FC Ws Inv - Inv Mutual Ws Aust Share	FSF0465AU	-	16,179.41	-	-	18,403.22	-	2,223.81
2082849	CFS FC Ws Inv - Perp Ws Industrial Share	FSF0458AU	-	15,476.36	-	-	18,926.94	-	3,450.58
2082854	CFS FC Ws Inv - Schroder Ws Aust Equity	FSF0462AU	-	16,446.51	-	-	19,026.46	-	2,579.95
2082870	CFS FC Ws Inv-Credit Suisse WS Cap Gr	FSF0476AU	-	67,963.11	-	-	74,906.88	-	6,943.77
2082887	CFS FC Ws Inv-Ws Cash	FSF0075AU	-	20,341.02	-	-	20,341.02	-	-
2082890	CFS FC Ws Inv-Ws Geared Share	FSF0043AU	-	16,361.14	-	-	23,010.20	-	6,649.06
2082892	CFS FC Ws Inv-Ws Imputation	FSF0003AU	-	13,207.70	-	-	15,053.63	-	1,845.93
2088330	CFS FC-Magellan W Global	FSF1198AU	-	17,182.09	-	-	18,452.59	-	1,270.50
			-	199,514.98	-	-	227,856.08	-	28,341.10
Property									
2100059	1198 South Road, Clovelly Park	1198SOUTH7	540,000.00	-	-	-	540,000.00	-	-
2100060	1252/1254 South Road, Clovelly Park	125254SOUT	840,000.00	-	-	-	870,000.00	-	30,000.00
			1,380,000.00	-	-	-	1,410,000.00	-	30,000.00
TOTALS			1,465,714.49	213,427.30	-	-	1,779,087.53	-	99,945.74

Tax Reconciliation

For the year ended 30 June 2021

INCOME

Gross Interest Income		59,787.00	
Gross Dividend Income			
Imputation Credits	1,374.57		
Franked Amounts	3,207.35		
Unfranked Amounts	-	4,581.00	
Gross Rental Income		89,955.00	
Gross Foreign Income		1,487.00	
Gross Trust Distributions		3,762.00	
Gross Assessable Contributions			
Employer Contributions/Untaxed Transfers	-		
Member Contributions	-	-	
Gross Capital Gain			
Net Capital Gain	7,334.00		
Pension Capital Gain Revenue	-	7,334.00	
Non-arm's length income		-	
Net Other Income		-	
Gross Income			166,906.00
Less Exempt Current Pension Income (using a Pension Exempt Factor of 0.57027000)		95,181.00	
Total Income			71,725.00
LESS DEDUCTIONS			
Other Deduction		9,330.00	
Total Deductions			9,330.00
TAXABLE INCOME			62,395.00
Gross Income Tax Expense (15% of Standard Component) (45% of Non-arm's length income)		9,359.25	
Less Foreign Tax Offset	93.41	-	
Less Other Tax Credit	-	93.41	
Tax Assessed			9,265.84
Less Imputed Tax Credit		2,487.62	
Less Amount Already paid (for the year)		10,539.00	13,026.62
TAX DUE OR REFUNDABLE			(3,760.78)
Supervisory Levy			259.00
AMOUNT DUE OR REFUNDABLE			(3,501.78)

Accrued Capital Gains

For the year ended 30 June 2021

	Date Acquired	Units	Market Value	Cost Base Used	Cost Base Adjustment	Gain Method	Adjusted Cost	Gain/Loss
Capital Gains Tax Assets								
205 0146 ANZ Banking Grp Ltd (ANZ)	15/10/2014	750.0000	21,112.50	23,667.75	-	Loss	23,667.75	(2,555.25)
	1/06/2015	650.0000	18,297.50	21,385.73	-	Loss	21,385.73	(3,088.23)
	8/09/2015	567.0000	15,961.05	15,000.00	-	Discount	15,000.00	961.05
		1,967.0000	55,371.05	60,053.48	-		60,053.48	(4,682.43)
205 1671 National Aust. Bank (NAB)	1/06/2015	1,250.0000	32,775.00	41,141.52	-	Loss	41,141.52	(8,366.52)
		1,250.0000	32,775.00	41,141.52	-		41,141.52	(8,366.52)
205 2553 Westpac Banking Corp (WBC)	15/10/2014	750.0000	19,357.50	24,432.81	-	Loss	24,432.81	(5,075.31)
	1/06/2015	625.0000	16,131.25	21,054.60	-	Loss	21,054.60	(4,923.35)
	3/11/2015	60.0000	1,548.60	1,530.00	-	Discount	1,530.00	18.60
		1,435.0000	37,037.35	47,017.41	-		47,017.41	(9,980.06)
205 2659 Virgin Money UK Plc (VUK)	1/06/2015	312.0000	1,148.16	1,253.12	-	Loss	1,253.12	(104.96)
		312.0000	1,148.16	1,253.12	-		1,253.12	(104.96)
208 2811 CFS FC WS Inv - Ausbil Aust Active Eq (FSF0460AU)	30/07/2020	2,942.6911	5,117.63	4,000.00	1.27	Other	3,998.73	1,118.90
	11/08/2020	2,831.1986	4,923.74	3,925.74	1.22	Other	3,924.52	999.22
	27/08/2020	1,426.3358	2,480.54	1,991.45	0.61	Other	1,990.84	489.70
	27/09/2020	37.1271	64.57	50.40	0.02	Other	50.38	14.19
	2/12/2020	3,648.6742	6,345.41	5,628.08	1.43	Other	5,626.65	718.76
	13/12/2020	56.0425	97.46	87.09	0.02	Other	87.07	10.39
	28/03/2021	203.2066	353.40	328.26	0.07	Other	328.19	25.21
	30/06/2021	202.6307	352.40	346.62	0.04	Other	346.58	5.82
		11,347.9066	19,735.15	16,357.64	4.68		16,352.96	3,382.19
208 2844 CFS FC WS Inv - Inv Mutual Ws Aust Share (FSF0465AU)	30/07/2020	2,829.2545	4,725.42	4,000.00	4.78	Other	3,995.22	730.20
	11/08/2020	2,736.4755	4,570.46	3,936.42	4.62	Other	3,931.80	638.66
	27/08/2020	1,475.2049	2,463.89	2,106.15	2.49	Other	2,103.66	360.23
	27/09/2020	35.1018	58.63	49.29	0.06	Other	49.23	9.40
	2/12/2020	3,819.2141	6,378.85	5,889.61	4.66	Other	5,884.95	493.90
	13/12/2020	28.4874	47.58	43.58	0.03	Other	43.55	4.03

R = tax parcels reset for Capital Gains Tax relief (2017). Refer to section 'Capital Gains Tax Assets - CGT Relief Applied (2017)' for additional deferred notional capital gains (if applicable).

Accrued Capital Gains

For the year ended 30 June 2021

	Date Acquired	Units	Market Value	Cost Base Used	Cost Base Adjustment	Gain Method	Adjusted Cost	Gain/Loss
208 2849 CFS FC Ws Inv - Perp Ws Industrial Share (FSF0458AU)	28/03/2021	54,6734	91.32	87.39	0.05	Other	87.34	3.98
	30/06/2021	40,1619	67.08	66.97	0.02	Other	66.95	0.13
		11,018.5735	18,403.23	16,179.41	16.71		16,162.70	2,240.53
	30/07/2020	3,434.6557	5,178.77	4,000.00	-	Other	4,000.00	1,178.77
	11/08/2020	3,336.0677	5,030.12	3,944.90	-	Other	3,944.90	1,085.22
	27/08/2020	1,667.4893	2,514.24	1,986.48	-	Other	1,986.48	527.76
	27/09/2020	21,4837	32.39	25.31	-	Other	25.31	7.08
	2/12/2020	4,013.6431	6,051.77	5,407.18	-	Other	5,407.18	644.59
	13/12/2020	37,2898	56.23	49.89	-	Other	49.89	6.34
	28/03/2021	17,1323	25.83	25.02	-	Other	25.02	0.81
	30/06/2021	24,9237	37.58	37.58	-	N/A	37.58	-
		12,552.6853	18,926.93	15,476.36	-		15,476.36	3,450.57
208 2854 CFS FC Ws Inv - Schroder Ws Aust Equity (FSF0462AU)	30/07/2020	3,290,2854	4,863.70	4,000.00	-	Other	4,000.00	863.70
	11/08/2020	3,133,9756	4,632.64	3,903.68	-	Other	3,903.68	728.96
	27/08/2020	1,667,4319	2,464.80	2,069.95	-	Other	2,069.95	394.85
	27/09/2020	60,8438	89.94	72.83	-	Other	72.83	17.11
	2/12/2020	4,280,1586	6,326.93	5,776.93	-	Other	5,776.93	550.00
	13/12/2020	55,2838	81.72	74.60	-	Other	74.60	7.12
	28/03/2021	152,0120	224.70	212.30	-	Other	212.30	12.40
	30/06/2021	231,3812	342.03	336.22	-	Other	336.22	5.81
		12,871.3723	19,026.46	16,446.51	-		16,446.51	2,579.95
208 2870 CFS FC WS Inv-Credit Suisse WS Cap Gr (FSF0476AU)	30/07/2020	4,263,4833	4,648.90	4,000.00	0.70	Other	3,999.30	649.60
	11/08/2020	4,120,2305	4,492.70	3,932.76	0.67	Other	3,932.09	560.61
	27/08/2020	23,195,3186	25,292.18	22,098.18	3.80	Other	22,094.38	3,197.80
	27/09/2020	101,6524	110.84	94.74	0.02	Other	94.72	16.12
	2/12/2020	29,908,6548	32,612.40	30,548.70	4.76	Other	30,543.94	2,068.46
	13/12/2020	792,8897	864.57	800.66	0.13	Other	800.53	64.04
	28/03/2021	1,852,1693	2,019.61	1,933.85	0.26	Other	1,933.59	86.02
	30/06/2021	4,462,2967	4,865.69	4,554.22	0.43	Other	4,553.79	311.90
		68,696.6953	74,906.89	67,963.11	10.77		67,952.34	6,954.55
208 2887 CFS FC WS Inv-Ws Cash (FSF0075AU)								

R = tax parcels reset for Capital Gains Tax relief (2017). Refer to section 'Capital Gains Tax Assets - CGT Relief Applied (2017)' for additional deferred notional capital gains (if applicable).

Accrued Capital Gains

For the year ended 30 June 2021

	Date Acquired	Units	Market Value	Cost Base Used	Cost Base Adjustment	Gain Method	Adjusted Cost	Gain/Loss
208 2890 CFS FC WS Inv-Ws Geared Share (FSF0043AU)	30/06/2021	20,129.6615	20,339.01	20,339.01	0.88	Other	20,338.13	0.88
	30/06/2021	1.9895	2.01	2.01	-	N/A	2.01	-
		20,131.6510	20,341.02	20,341.02	0.88		20,340.14	0.88
	30/07/2020	1,117.5682	6,189.09	4,000.00	-	Other	4,000.00	2,189.09
	11/08/2020	1,034.7039	5,730.19	3,857.79	-	Other	3,857.79	1,872.40
	27/08/2020	984.3145	5,451.13	3,795.32	-	Other	3,795.32	1,655.81
	2/12/2020	678.2316	3,756.05	2,999.14	-	Other	2,999.14	756.91
	13/12/2020	38.6244	213.90	171.67	-	Other	171.67	42.23
	28/03/2021	73.5304	407.21	339.10	-	Other	339.10	68.11
	30/06/2021	227.9919	1,262.62	1,198.12	-	Other	1,198.12	64.50
		4,154.9649	23,010.19	16,361.14	-		16,361.14	6,649.05
208 2892 CFS FC WS Inv-Ws Imputation (FSF0003AU)	30/07/2020	1,756.1575	4,693.68	4,000.00	-	Other	4,000.00	693.68
	11/08/2020	1,700.4620	4,544.82	3,938.61	-	Other	3,938.61	606.21
	27/08/2020	787.3480	2,104.34	1,865.07	-	Other	1,865.07	239.27
	27/09/2020	26.2502	70.16	59.42	-	Other	59.42	10.74
	3/11/2020	105.2601	281.33	239.13	-	Other	239.13	42.20
	2/12/2020	762.9197	2,039.06	1,872.51	-	Other	1,872.51	166.55
	28/03/2021	148.6251	397.23	364.83	-	Other	364.83	32.40
	30/06/2021	345.3457	923.01	868.13	-	Other	868.13	54.88
		5,632.3683	15,053.63	13,207.70	-		13,207.70	1,845.93
208 8330 CFS FC-Magellan W Global (FSF1198AU)	30/07/2020	1,742.8434	4,347.17	4,000.00	44.62	Other	3,955.38	391.79
	11/08/2020	1,765.4735	4,403.62	4,024.75	45.19	Other	3,979.56	424.06
	27/08/2020	1,545.0208	3,853.75	3,681.63	39.55	Other	3,642.08	211.67
	2/12/2020	2,153.3648	5,371.14	5,010.88	55.12	Other	4,955.76	415.38
	30/06/2021	191.2015	476.91	464.83	4.89	Other	459.94	16.97
		7,397.9040	18,452.59	17,182.09	189.37		16,992.72	1,459.87
210 0059 1198 South Road, Clovelly Park (1198SOUTH725)	30/06/2017	1.0000	540,000.00	540,000.00	-	N/A	540,000.00	- R
		1.0000	540,000.00	540,000.00	-		540,000.00	-
210 0060 1252/1254 South Road, Clovelly Park (125254SOUTH724)	30/06/2017	1.0000	870,000.00	870,000.00	-	N/A	870,000.00	- R
R = tax parcels reset for Capital Gains Tax relief (2017). Refer to section 'Capital Gains Tax Assets - CGT Relief Applied (2017)' for additional deferred notional capital gains (if applicable).								

Accrued Capital Gains

For the year ended 30 June 2021

	Date Acquired	Units	Market Value	Cost Base Used	Cost Base Adjustment	Gain Method	Adjusted Cost	Gain/Loss
229 0568 CFS FC Ws Inv - Perp Ws International (FSF0479AU)		1.0000	870,000.00	870,000.00	-		870,000.00	-
	30/07/2020	4,946.8217	4,419.49	4,000.00	3.08	Other	3,996.92	422.57
	11/08/2020	4,710.7410	4,208.58	3,903.32	2.93	Other	3,900.39	308.19
	27/08/2020	2,501.6947	2,235.01	2,066.65	1.56	Other	2,065.09	169.92
	21/2/2020	1,990.5671	1,778.37	1,772.60	1.24	Other	1,771.36	7.01
	13/12/2020	81.6221	72.92	70.75	0.05	Other	70.70	2.22
	21/04/2021	2,179.7264	1,947.37	1,864.32	1.31	Other	1,863.01	84.36
	30/06/2021	266.5607	238.15	234.68	0.02	Other	234.66	3.49
		16,677.7337	14,899.89	13,912.32	10.19		13,902.13	997.76
Less Discounting								(326.55)
Less Exempt Pension Accrual								(3,479.08)
TOTALS			1,779,087.54	1,772,892.83	232.60		1,772,660.23	2,621.68
GRAND TOTAL								2,621.68

R = tax parcels reset for Capital Gains Tax relief (2017). Refer to section 'Capital Gains Tax Assets - CGT Relief Applied (2017)' for additional deferred notional capital gains (if applicable).



34230621

- Print clearly, using a black or dark blue pen only.
- Use BLOCK LETTERS and print one character in each box.

S	M	I	T	H		S	T							
---	---	---	---	---	--	---	---	--	--	--	--	--	--	--

- Do not use correction fluid or covering stickers.
- Sign next to any corrections with your **full signature** (not initials).

- Use in conjunction with company, trust, fund income tax return or the self-managed superannuation fund annual return.
- Refer to the *Guide to capital gains tax 2021* available on our website at **ato.gov.au** for instructions on how to complete this schedule.

On File

! We are authorised by law to request your TFN. You do not have to quote your TFN. However, if you don't it could increase the chance of delay or error in processing your form.

83551531676

The Davies Super Fund

	Capital gain	Capital loss
Shares in companies listed on an Australian securities exchange	A \$ <input style="width: 150px;" type="text" value="0"/>	K \$ <input style="width: 150px;" type="text" value="0"/>
Other shares	B \$ <input style="width: 150px;" type="text" value="0"/>	L \$ <input style="width: 150px;" type="text" value="0"/>
Units in unit trusts listed on an Australian securities exchange	C \$ <input style="width: 150px;" type="text" value="0"/>	M \$ <input style="width: 150px;" type="text" value="0"/>
Other units	D \$ <input style="width: 150px;" type="text" value="0"/>	N \$ <input style="width: 150px;" type="text" value="0"/>
Real estate situated in Australia	E \$ <input style="width: 150px;" type="text" value="0"/>	O \$ <input style="width: 150px;" type="text" value="0"/>
Other real estate	F \$ <input style="width: 150px;" type="text" value="0"/>	P \$ <input style="width: 150px;" type="text" value="0"/>
Amount of capital gains from a trust (including a managed fund)	G \$ <input style="width: 150px;" type="text" value="11,001"/>	
Collectables	H \$ <input style="width: 150px;" type="text" value="0"/>	Q \$ <input style="width: 150px;" type="text" value="0"/>
Other CGT assets and any other CGT events	I \$ <input style="width: 150px;" type="text" value="0"/>	R \$ <input style="width: 150px;" type="text" value="0"/>
Amount of capital gain previously deferred under transitional CGT relief for superannuation funds	S \$ <input style="width: 150px;" type="text" value="0"/>	
Total current year capital gains	J \$ <input style="width: 150px;" type="text" value="11,001"/>	

Add the amounts at labels **K** to **R** and write the total in item 2 label **A – Total current year capital losses**.

Add the amounts at labels **K** to **R** and write the total in item **2** label **A – Total current year capital losses**.



2 Capital losses

Total current year capital losses **A** \$

Total current year capital losses applied **B** \$

Total prior year net capital losses applied **C** \$

Total capital losses transferred in applied
(only for transfers involving a foreign bank branch or
permanent establishment of a foreign financial entity) **D** \$

Total capital losses applied **E** \$

Add amounts at **B**, **C** and **D**.

3 Unapplied net capital losses carried forward

Net capital losses from collectables carried forward to later income years **A** \$

Other net capital losses carried forward to later income years **B** \$

Add amounts at **A** and **B** and transfer the total
to label **V – Net capital losses carried forward
to later income years** on your tax return.

4 CGT discount

Total CGT discount applied **A** \$

5 CGT concessions for small business

Small business active asset reduction **A** \$

Small business retirement exemption **B** \$

Small business rollover **C** \$

Total small business concessions applied **D** \$

6 Net capital gain

Net capital gain **A** \$

1J less 2E less 4A less 5D (cannot be less than
zero). Transfer the amount at **A** to label **A – Net
capital gain** on your tax return.





7 Earnout arrangements

Are you a party to an earnout arrangement? **A** Yes, as a buyer ☐ Yes, as a seller ☐ No ☐
(Print in the appropriate box.)

! If you are a party to more than one earnout arrangement, copy and attach a separate sheet to this schedule providing the details requested here for each additional earnout arrangement.

How many years does the earnout arrangement run for? **B**

What year of that arrangement are you in? **C**

If you are the seller, what is the total estimated capital proceeds from the earnout arrangement? **D** \$ ~~0~~

Amount of any capital gain or loss you made under your non-qualifying arrangement in the income year. **E** \$ ~~0~~ / ^{LOSS}

! Request for amendment

If you received or provided a financial benefit under a look-through earnout right created in an earlier income year and you wish to seek an amendment to that earlier income year, complete the following:

Income year earnout right created **F**

Amended net capital gain or capital losses carried forward **G** \$ ~~0~~ / ^{LOSS}

8 Other CGT information required (if applicable)

Small business 15 year exemption – exempt capital gains **A** \$ ~~0~~ / ^{CODE}

Capital gains disregarded by a foreign resident **B** \$ ~~0~~

Capital gains disregarded as a result of a scrip for scrip rollover **C** \$ ~~0~~

Capital gains disregarded as a result of an inter-company asset rollover **D** \$ ~~0~~

Capital gains disregarded by a demerging entity **E** \$ ~~0~~



Taxpayer's declaration

! If the schedule is not lodged with the income tax return you are required to sign and date the schedule.

Important

Before making this declaration check to ensure that all the information required has been provided on this form and any attachments to this form, and that the information provided is true and correct in every detail. If you are in doubt about any aspect of the tax return, place all the facts before the ATO. The income tax law imposes heavy penalties for false or misleading statements.

Privacy

Taxation law authorises the ATO to collect information and disclose it to other government agencies. This includes personal information of the person authorised to sign the declaration. For information about your privacy go to ato.gov.au/privacy

I declare that the information on this form is true and correct.

Signature

Date

Day

Month

Year

Contact name

Bernard Davies

Daytime contact number (include area code)



Tax Statement

As at 30 June 2021

	Distributions you received	Tax Offsets	Taxable Income
Gross Distribution Income			
Franked	4,997.24	2,487.62	7,484.86
Unfranked	155.95		155.95
Unfranked CFI	-		-
Interest	59,787.75		59,787.75
Other Income	703.21		703.21
			68,131.77
Gross Rental Income	89,955.77		89,955.77
Net Capital Gains			
Discounted CG TARP	-	-	-
Discounted CG NTARP	7,334.77	-	7,334.77
CGT Concession Amount	3,667.39	-	-
CG - other TARP	-	-	-
CG - other NTARP	-	-	-
			7,334.77
Gross Foreign Income			
Interest income	-	-	-
Other assessable foreign income	1,270.00	217.36	1,487.36
			1,487.36
Non-assessable Amounts			
Non-taxable	-		
Tax Free Trust	-		
Tax deferred/Cost base adjustment	232.60		
Total Distributions	168,104.68		
Less:			
TFN amounts withheld	-		
Non-resident withholding - excluding CG	-		
Non-resident withholding - CG	-		
Other withholding tax	-		
Deductible expenses	9,329.48		
Net Distributions	158,775.20		
Net Capital Gains from Sales	-		
Total Capital Gain	7,334.77		

Detailed Tax Statement

As at 30 June 2021

Dividends													
	Tax Date	Amount Received	Franked	Unfranked	Unfranked CFI	Franking Credits	Foreign Income	Foreign Credits	TFN/ABN Withhold Tax	Non-Res Withhold Tax	NALI	Other Tax Credits	
Domestic Shares													
ANZ Banking Grp Ltd - Dividends (ANZ)	30/09/2020	491.75	491.75	-	-	210.75	-	-	-	-	-	-	-
	16/12/2020	688.45	688.45	-	-	295.05	-	-	-	-	-	-	-
		1,180.20	1,180.20	-	-	505.80	-	-	-	-	-	-	-
National Aust. Bank - Dividends (NAB)	03/07/2020	375.00	375.00	-	-	160.71	-	-	-	-	-	-	-
	10/12/2020	375.00	375.00	-	-	160.71	-	-	-	-	-	-	-
		750.00	750.00	-	-	321.42	-	-	-	-	-	-	-
Westpac Banking Corp - Dividends (WBC)													
	18/12/2020	444.85	444.85	-	-	190.65	-	-	-	-	-	-	-
	25/06/2021	832.30	832.30	-	-	356.70	-	-	-	-	-	-	-
		1,277.15	1,277.15	-	-	547.35	-	-	-	-	-	-	-
		3,207.35	3,207.35	-	-	1,374.57	-	-	-	-	-	-	-
TOTALS		3,207.35	3,207.35	-	-	1,374.57	-	-	-	-	-	-	-

Detailed Tax Statement

As at 30 June 2021

Distributions													
				Australian Income				Capital Gains				Foreign	
Tax Date	Amount Received	Interest	Unfranked (incl. CFI)	Franked	Franking Credits	Other Taxable	Discounted	Indexed	Other Concession	CG Credits	Income	Tax Credits	Tax Free
Non-Assessable													
Tax Defd / Tax Cost base Exempt adj.													
With'g Tax													
Foreign Assets													
CFS FC Ws Inv - Perp Ws International - Distribution (FSF0479AU)													
13/12/2020	70.75	-	-	-	-	-	64.31	-	6.03	-	0.08	1.04	-
24/04/2021	1,864.32	-	0.02	-	-	-	1,694.64	-	158.82	-	2.09	27.42	-
30/06/2021	234.68	-	-	-	-	-	213.33	-	19.99	-	0.26	3.45	-
	2,169.75	-	0.02	-	-	-	1,972.28	-	184.84	-	2.43	31.91	-
	2,169.75	-	0.02	-	-	-	1,972.28	-	184.84	-	2.43	31.91	-
Non-Public & Non-PST Trusts													
CFS FC Ws Inv - Ausbil Aust Active Eq - Distribution (FSF0460AU)													
27/09/2020	50.40	-	-	10.09	8.03	2.46	18.72	-	18.73	-	0.11	-	-
13/12/2020	87.09	-	-	17.43	13.87	4.25	32.36	-	32.36	-	0.19	0.01	-
28/03/2021	328.26	-	-	65.70	52.29	16.01	121.96	-	121.97	-	0.73	0.02	-
30/06/2021	346.62	-	-	69.37	55.22	16.89	128.81	-	128.79	-	0.77	0.03	-
	812.37	-	-	162.59	129.41	39.61	301.85	-	301.85	-	1.80	0.06	-
CFS FC Ws Inv - Inv Mutual Ws Aust Share - Distribution (FSF0465AU)													
27/09/2020	49.29	-	10.45	27.65	22.66	-	2.79	-	2.79	-	2.28	0.77	-
13/12/2020	43.58	-	9.24	24.44	20.04	-	2.47	-	2.47	-	2.01	0.68	-
28/03/2021	87.39	-	18.54	49.02	40.17	-	4.94	-	4.94	-	4.04	1.36	-
30/06/2021	66.97	-	14.21	37.55	30.79	-	3.79	-	3.79	-	3.10	1.04	-
	247.23	-	52.44	138.66	113.66	-	13.99	-	13.99	-	11.43	3.85	-
CFS FC Ws Inv - Perp Ws Industrial Share - Distribution (FSF0458AU)													
27/09/2020	25.31	-	-	21.13	21.32	2.75	-	-	-	-	1.43	0.78	-
13/12/2020	49.89	-	-	41.68	42.02	5.41	-	-	-	-	2.80	1.53	-
28/03/2021	25.02	-	-	20.90	21.07	2.71	-	-	-	-	1.41	0.77	-
30/06/2021	37.58	-	-	31.38	31.65	4.08	-	-	-	-	2.12	1.15	-
	137.80	-	-	115.09	116.06	14.95	-	-	-	-	7.76	4.23	-
CFS FC Ws Inv - Schroder Ws Aust Equity - Distribution (FSF0462AU)													
27/09/2020	72.83	-	-	24.89	15.73	8.82	18.77	-	18.77	-	1.58	0.55	-
13/12/2020	74.60	-	-	25.49	16.11	9.04	19.23	-	19.23	-	1.61	0.56	-

Detailed Tax Statement

As at 30 June 2021

Distributions													
				Australian Income				Capital Gains				Foreign	
Tax Date	Amount Received	Interest	Unfranked (incl. CFI)	Franked	Franking Credits	Other Taxable	Discounted	Indexed	Other Concession	CG Credits	Income	Tax Credits	Tax Free
28/03/2021	212.30	-	-	72.53	45.84	25.72	54.73	-	-	-	54.73	1.59	-
30/06/2021	336.22	-	-	114.86	72.60	40.74	86.67	-	-	-	86.67	2.52	-
CFS FC WS Inv-Credit Suisse WS Cap Gr - Distribution (FSF0476AU)													
	695.95	-	-	237.77	150.28	84.32	179.40	-	-	-	179.40	5.22	-
07/09/2020	94.74	-	-	6.15	3.15	7.23	33.60	-	-	-	33.60	1.56	-
13/12/2020	800.66	-	-	51.96	26.62	61.08	284.06	-	-	-	284.06	13.21	-
28/03/2021	1,933.85	-	-	125.50	64.28	147.53	686.09	-	-	-	686.09	31.90	-
30/06/2021	4,554.22	-	-	295.57	151.39	347.44	1,615.70	-	-	-	1,549.75	75.11	-
CFS FC WS Inv-Ws Cash - Distribution (FSF0075AU)													
	7,383.47	-	-	479.18	245.44	563.28	2,619.45	-	-	-	2,512.50	121.78	-
30/06/2021	2.01	-	-	-	-	1.05	0.04	-	-	-	0.04	-	-
	2.01	-	-	-	-	1.05	0.04	-	-	-	0.04	-	-
CFS FC WS Inv-Ws Geared Share - Distribution (FSF0043AU)													
13/12/2020	171.67	-	-	8.62	44.53	-	57.92	-	-	-	57.92	0.97	-
28/03/2021	339.10	-	-	17.03	87.95	-	114.40	-	-	-	114.40	1.92	-
30/06/2021	1,198.12	-	-	60.17	310.76	-	404.19	-	-	-	404.20	6.81	-
	1,708.89	-	-	85.82	443.24	-	576.51	-	-	-	576.51	9.70	-
CFS FC WS Inv-Ws Imputation - Distribution (FSF0003AU)													
27/09/2020	59.42	-	-	0.69	8.28	-	25.10	-	-	-	25.10	0.09	-
03/11/2020	239.13	-	-	2.76	33.31	-	101.03	-	-	-	101.03	0.35	-
28/03/2021	364.83	-	-	4.21	50.83	-	154.13	-	-	-	154.13	0.54	-
30/06/2021	868.13	-	-	10.01	120.94	-	366.77	-	-	-	366.77	1.29	-
	1,531.51	-	-	17.67	213.36	-	647.03	-	-	-	647.03	2.27	-
CFS FC-Magellan W Global (FSF1198AU)													
30/06/2021	464.83	-	-	-	-	-	137.73	-	-	-	137.72	38.34	-
	464.83	-	-	-	-	-	137.73	-	-	-	137.72	38.34	-
Property													
	12,984.06	-	155.93	1,789.89	1,113.05	703.21	4,476.00	-	-	-	4,369.04	185.45	-
													222.42
1198 South Road, Clovelly Park (1198SOUTH725)													
10/07/2020	1,184.50	-	-	-	-	1,184.50	-	-	-	-	-	-	-

Detailed Tax Statement

As at 30 June 2021

Distributions														
Tax Date	Amount Received	Interest	Australian Income			Capital Gains				Foreign		Non-Assessable		
			Unfranked (incl. CFI)	Franked	Franking Credits	Other Taxable	Discounted	Indexed	Other	Concession	CG Credits	Income	Tax Credits	Free Tax Cost base adj.
12/08/2020	1,184.50	-	-	-	-	1,184.50	-	-	-	-	-	-	-	-
16/09/2020	1,184.50	-	-	-	-	1,184.50	-	-	-	-	-	-	-	-
08/10/2020	1,623.18	-	-	-	-	1,623.18	-	-	-	-	-	-	-	-
12/10/2020	1,776.75	-	-	-	-	1,776.75	-	-	-	-	-	-	-	-
10/11/2020	1,776.75	-	-	-	-	1,776.75	-	-	-	-	-	-	-	-
10/12/2020	1,776.75	-	-	-	-	1,776.75	-	-	-	-	-	-	-	-
11/01/2021	1,954.55	-	-	-	-	1,954.55	-	-	-	-	-	-	-	-
10/02/2021	1,954.55	-	-	-	-	1,954.55	-	-	-	-	-	-	-	-
16/02/2021	811.90	-	-	-	-	811.90	-	-	-	-	-	-	-	-
10/03/2021	1,954.55	-	-	-	-	1,954.55	-	-	-	-	-	-	-	-
12/04/2021	1,954.55	-	-	-	-	1,954.55	-	-	-	-	-	-	-	-
10/05/2021	1,954.55	-	-	-	-	1,954.55	-	-	-	-	-	-	-	-
10/06/2021	1,954.55	-	-	-	-	1,954.55	-	-	-	-	-	-	-	-
23,046.13														
1252/1254 South Road, Clovelly Park (125254SOUTH724)														
06/07/2020	2,083.33	-	-	-	-	2,083.33	-	-	-	-	-	-	-	-
07/07/2020	2,763.64	-	-	-	-	2,763.64	-	-	-	-	-	-	-	-
06/08/2020	2,083.33	-	-	-	-	2,083.33	-	-	-	-	-	-	-	-
11/08/2020	2,763.64	-	-	-	-	2,763.64	-	-	-	-	-	-	-	-
07/09/2020	2,083.33	-	-	-	-	2,083.33	-	-	-	-	-	-	-	-
07/09/2020	2,763.64	-	-	-	-	2,763.64	-	-	-	-	-	-	-	-
07/09/2020	214.46	-	-	-	-	214.46	-	-	-	-	-	-	-	-
22/09/2020	1,567.63	-	-	-	-	1,567.63	-	-	-	-	-	-	-	-
12/10/2020	2,763.64	-	-	-	-	2,763.64	-	-	-	-	-	-	-	-
22/10/2020	3,558.79	-	-	-	-	3,558.79	-	-	-	-	-	-	-	-
17/11/2020	2,763.64	-	-	-	-	2,763.64	-	-	-	-	-	-	-	-
23/11/2020	2,083.33	-	-	-	-	2,083.33	-	-	-	-	-	-	-	-
02/12/2020	212.53	-	-	-	-	212.53	-	-	-	-	-	-	-	-
07/12/2020	2,523.39	-	-	-	-	2,523.39	-	-	-	-	-	-	-	-
11/12/2020	2,763.64	-	-	-	-	2,763.64	-	-	-	-	-	-	-	-
06/01/2021	2,083.33	-	-	-	-	2,083.33	-	-	-	-	-	-	-	-

Detailed Tax Statement

As at 30 June 2021

Distributions																		
Australian Income										Capital Gains				Foreign		Non-Assessable		
Tax Date	Amount Received	Interest	Unfranked (incl. CFI)	Franked	Franking Credits	Other Taxable	Discounted	Indexed	Other	Concession	CG Credits	Income	Tax Credits	Tax Free	Tax Def'd / Cost base adj.	Tax Exempt	Withg Tax	
11/01/2021	2,763.64	-	-	-	-	2,763.64	-	-	-	-	-	-	-	-	-	-	-	
08/02/2021	2,083.33	-	-	-	-	2,083.33	-	-	-	-	-	-	-	-	-	-	-	
11/02/2021	2,763.64	-	-	-	-	2,763.64	-	-	-	-	-	-	-	-	-	-	-	
12/02/2021	1,335.48	-	-	-	-	1,335.48	-	-	-	-	-	-	-	-	-	-	-	
04/03/2021	2,763.64	-	-	-	-	2,763.64	-	-	-	-	-	-	-	-	-	-	-	
04/03/2021	231.95	-	-	-	-	231.95	-	-	-	-	-	-	-	-	-	-	-	
08/03/2021	703.70	-	-	-	-	703.70	-	-	-	-	-	-	-	-	-	-	-	
19/03/2021	1,335.48	-	-	-	-	1,335.48	-	-	-	-	-	-	-	-	-	-	-	
22/03/2021	2,083.33	-	-	-	-	2,083.33	-	-	-	-	-	-	-	-	-	-	-	
13/04/2021	2,763.64	-	-	-	-	2,763.64	-	-	-	-	-	-	-	-	-	-	-	
22/04/2021	2,083.33	-	-	-	-	2,083.33	-	-	-	-	-	-	-	-	-	-	-	
06/05/2021	2,763.64	-	-	-	-	2,763.64	-	-	-	-	-	-	-	-	-	-	-	
24/05/2021	2,083.33	-	-	-	-	2,083.33	-	-	-	-	-	-	-	-	-	-	-	
07/06/2021	400.95	-	-	-	-	400.95	-	-	-	-	-	-	-	-	-	-	-	
07/06/2021	2,911.63	-	-	-	-	2,911.63	-	-	-	-	-	-	-	-	-	-	-	
10/06/2021	2,763.64	-	-	-	-	2,763.64	-	-	-	-	-	-	-	-	-	-	-	
	66,909.64	-	-	-	-	66,909.64	-	-	-	-	-	-	-	-	-	-	-	
	89,955.77	-	-	-	-	89,955.77	-	-	-	-	-	-	-	-	-	-	-	
TOTALS	105,109.58	-	155.95	1,789.89	1,113.05	90,658.98	6,448.28	-	-	4,553.88	-	1,270.00	217.36	-	232.60	-	-	

Detailed Tax Statement

As at 30 June 2021

Interest							
	Tax Date	Amount Received	Interest	Foreign Income	Foreign Tax Credits	TFN/ABN Withhold Tax	Non-Res Withhold Tax
	31/05/2021	2.12	2.12	-	-	-	-
	30/06/2021	2.05	2.05	-	-	-	-
		6,603.81	6,603.81	-	-	-	-
Cash at Bank - Other (Fund)							
	31/07/2020	35.10	35.10	-	-	-	-
	31/08/2020	27.99	27.99	-	-	-	-
	08/09/2020	6.45	6.45	-	-	-	-
	30/09/2020	17.70	17.70	-	-	-	-
	31/10/2020	18.29	18.29	-	-	-	-
	30/11/2020	8.34	8.34	-	-	-	-
	31/12/2020	2.03	2.03	-	-	-	-
	31/01/2021	1.86	1.86	-	-	-	-
	28/02/2021	1.68	1.68	-	-	-	-
	08/03/2021	30.15	30.15	-	-	-	-
	31/03/2021	1.86	1.86	-	-	-	-
	30/04/2021	1.80	1.80	-	-	-	-
	31/05/2021	1.86	1.86	-	-	-	-
	30/06/2021	1.74	1.74	-	-	-	-
		156.85	156.85	-	-	-	-
		6,778.01	6,778.01	-	-	-	-
Fixed Interest Securities							
BankSA Term Deposit							
	01/07/2020	7,610.35	7,610.35	-	-	-	-
	30/06/2021	15,293.37	15,293.37	-	-	-	-
		22,903.72	22,903.72	-	-	-	-
BankSA Term Deposit							
	30/06/2021	13,981.76	13,981.76	-	-	-	-
		13,981.76	13,981.76	-	-	-	-
Turner Securities							
	31/07/2020	550.88	550.88	-	-	-	-
	31/08/2020	550.88	550.88	-	-	-	-
	31/08/2020	661.64	661.64	-	-	-	-
	30/09/2020	533.11	533.11	-	-	-	-
	30/09/2020	945.21	945.21	-	-	-	-
	30/10/2020	550.88	550.88	-	-	-	-

Detailed Tax Statement

As at 30 June 2021

Interest									
	Tax Date	Amount Received	Interest	Foreign Income	Foreign Tax Credits	TFN/ABN Withhold Tax	Non-Res Withhold Tax		
	30/10/2020	976.71	976.71	-	-	-	-	-	-
	30/11/2020	533.11	533.11	-	-	-	-	-	-
	30/11/2020	945.21	945.21	-	-	-	-	-	-
	31/12/2020	550.88	550.88	-	-	-	-	-	-
	31/12/2020	976.71	976.71	-	-	-	-	-	-
	01/02/2021	550.88	550.88	-	-	-	-	-	-
	01/02/2021	976.71	976.71	-	-	-	-	-	-
	01/03/2021	497.57	497.57	-	-	-	-	-	-
	01/03/2021	882.19	882.19	-	-	-	-	-	-
	31/03/2021	213.24	213.24	-	-	-	-	-	-
	31/03/2021	239.16	239.16	-	-	-	-	-	-
	31/03/2021	976.71	976.71	-	-	-	-	-	-
	30/04/2021	377.62	377.62	-	-	-	-	-	-
	30/04/2021	945.21	945.21	-	-	-	-	-	-
	31/05/2021	390.21	390.21	-	-	-	-	-	-
	31/05/2021	976.71	976.71	-	-	-	-	-	-
	30/06/2021	377.62	377.62	-	-	-	-	-	-
	30/06/2021	945.21	945.21	-	-	-	-	-	-
		16,124.26	16,124.26	-	-	-	-	-	-
		53,009.74	53,009.74	-	-	-	-	-	-
TOTALS		59,787.75	59,787.75	-	-	-	-	-	-

Detailed Tax Statement

As at 30 June 2021

Tax Deductible Expenses	
Account	Amount Paid
Accountancy Fees	1,988.50
Actuarial Fees	338.25
Administration Fee	1,754.92
ATO Annual Return Fee - Supervisory levy	259.00
Audit Fees	1,078.00
Bank Charges	5.00
Property - Commercial 1 - Depreciation	679.00
Property - Commercial 1 - Rates	806.99
Property - Commercial 2 - Rates	2,187.76
Property - Commercial 2 - Repairs & Maintenance	1,217.85
Property - Commercial 1 - Insurance	1,539.88
Property - Commercial 1 - Land Tax	684.78
Property - Commercial 2 - Insurance	4,173.95
Property - Commercial 2 - Land Tax	1,144.22
Property - Commercial 2 - Water Charges	3,508.29
TOTALS	21,366.39

Notes to the Tax Reconciliation

Exempt Pension Income / Deduction Apportionment

For the year ended 30 June 2021

EXEMPT CURRENT PENSION INCOME

The Exempt Current Pension Income is calculated using a Pension Exempt Factor of 0.57027000.

Gross Income which may be exempted:

Gross Income	166,906.00
LESS Gross Taxable Contributions	-
LESS Non-arm's length income	-
	<hr/>
	166,906.00

Exempt Current Pension Income

Gross Income which may be exempted	166,906.00
x Pension Exempt Factor	<hr/>
	0.570270000
	<hr/>
	95,181.48

Notes to the Tax Reconciliation

Exempt Pension Income / Deduction Apportionment

For the year ended 30 June 2021

APPORTIONMENT FACTOR FOR GENERAL ADMINISTRATIVE EXPENSES

Fund Income:

Gross Income	166,906.00
PLUS Non-assessable Contributions	-
PLUS Rollins	-
	<hr/> 166,906.00

Reduced Fund Income:

Fund Income	166,906.00
LESS Exempt Current Pension Income	<hr/> 95,181.48
	71,724.52

Apportionment Factor:

Reduced Fund Income	71,724.52
Fund Income	166,906.00
	<hr/> 0.4297300000

APPORTIONMENT FACTOR FOR INVESTMENT EXPENSES

Assessable Investment Income:

Gross Income	166,906.00
LESS Gross Taxable Contributions	-
LESS Exempt Current Pension Income	<hr/> 95,181.48
	71,724.52

Total Investment Income:

Gross Income	166,906.00
LESS Gross Taxable Contributions	<hr/> -
	166,906.00

Apportionment Factor:

Assessable Investment Income	71,724.52
Total Investment Income	166,906.00
	<hr/> 0.4297300000

Notes to the Tax Reconciliation

Other Deductions

For the year ended 30 June 2021

Account	Member	Date	Description	Transaction Amount	Deductible %	Deductible \$	Pension Exempt Apportionment	Apportionment Factor	Tagged to Member	Deduction
802 0001		1/07/2020	BANK FEE	2.50	100.00	2.50	Yes	0.4297		1.07
801 0004		3/08/2020	Advisor Fee	73.52	100.00	73.52	Yes	0.4297		31.59
801 0004		3/08/2020	Advisor Fee	698.86	100.00	698.86	Yes	0.4297		300.32
802 0001		31/08/2020	BANK FEE	2.50	100.00	2.50	Yes	0.4297		1.07
801 0004		1/09/2020	Advisor Fee	94.71	100.00	94.71	Yes	0.4297		40.70
803 0009		21/09/2020	ANZ INTERNET BANKING FUNDS TFER TRANSF	1,539.88	100.00	1,539.88	Yes	0.4297		661.73
803 0011		21/09/2020	ANZ INTERNET BANKING FUNDS TFER TRANSF	684.78	100.00	684.78	Yes	0.4297		294.27
804 0009		21/09/2020	ANZ INTERNET BANKING FUNDS TFER TRANSF	4,173.95	100.00	4,173.95	Yes	0.4297		1,793.67
804 0011		21/09/2020	ANZ INTERNET BANKING FUNDS TFER TRANSF	1,144.22	100.00	1,144.22	Yes	0.4297		491.71
804 0023		21/09/2020	ANZ INTERNET BANKING FUNDS TFER TRANSF	690.79	100.00	690.79	Yes	0.4297		296.85
801 0004		1/10/2020	Advisor Fee	90.52	100.00	90.52	Yes	0.4297		38.90
803 0016		20/10/2020	ANZ INTERNET BANKING FUNDS TFER TRANSF	806.99	100.00	806.99	Yes	0.4297		346.79
804 0016		20/10/2020	ANZ INTERNET BANKING FUNDS TFER TRANSF	2,187.76	100.00	2,187.76	Yes	0.4297		940.15
801 0004		2/11/2020	Advisor Fee	95.17	100.00	95.17	Yes	0.4297		40.90
801 0004		1/12/2020	Advisor Fee	94.64	100.00	94.64	Yes	0.4297		40.67
804 0023		21/12/2020	ANZ INTERNET BANKING FUNDS TFER TRANSF	652.60	100.00	652.60	Yes	0.4297		280.44
801 0004		4/01/2021	Advisor Fee	99.82	100.00	99.82	Yes	0.4297		42.90
825 0005		25/01/2021	ATO Levy Refund	259.00	100.00	259.00	No	-		259.00
801 0004		1/02/2021	Advisor Fee	100.54	100.00	100.54	Yes	0.4297		43.21
801 0001		3/02/2021	ANZ INTERNET BANKING FUNDS TFER TRANSF	1,988.50	100.00	1,988.50	Yes	0.4297		854.52
801 0003		3/02/2021	ANZ INTERNET BANKING FUNDS TFER TRANSF	338.25	100.00	338.25	Yes	0.4297		145.36
801 0005		3/02/2021	ANZ INTERNET BANKING FUNDS TFER TRANSF	1,078.00	100.00	1,078.00	Yes	0.4297		463.25
801 0004		1/03/2021	Advisor Fee	92.40	100.00	92.40	Yes	0.4297		39.71
804 0023		19/03/2021	ANZ INTERNET BANKING FUNDS TFER TRANSF	935.65	100.00	935.65	Yes	0.4297		402.08
801 0004		1/04/2021	Advisor Fee	103.36	100.00	103.36	Yes	0.4297		44.42
801 0004		3/05/2021	Advisor Fee	103.47	100.00	103.47	Yes	0.4297		44.46
801 0004		1/06/2021	Advisor Fee	107.91	100.00	107.91	Yes	0.4297		46.37

Notes to the Tax Reconciliation

Other Deductions

For the year ended 30 June 2021

Account	Member	Date	Description	Transaction Amount	Deductible %	Deductible \$	Pension Exempt Apportionment	Apportionment Factor	Tagged to Member	Deduction
804 0018		8/06/2021	ANZ INTERNET BANKING FUNDS TFER TRANSF	246.30	100.00	246.30	Yes	0.4297		105.84
804 0023		21/06/2021	ANZ INTERNET BANKING FUNDS TFER TRANSF	1,229.25	100.00	1,229.25	Yes	0.4297		528.25
804 0018		29/06/2021	ANZ INTERNET BANKING FUNDS TFER TRANSF	971.55	100.00	971.55	Yes	0.4297		417.50
803 0005		30/06/2021	Expense Property - Commercial 1 - Depreciati	679.00	100.00	679.00	Yes	0.4297		291.79
TOTALS										9,329.48

Notes to the Tax Reconciliation

Trust Distributions - Assessable Amounts

For the year ended 30 June 2021

Account	Description	Date	Rent	Unfranked	Unfranked CFI	Franked	Imputation Credit	NALI	Interest	Other Taxable	Total
608 2811	CFS FC WS Inv - Ausbil Aust Active Eq - Distribution	27/09/2020	-	-	-	10.09	8.03	-	-	2.46	20.58
608 2811	CFS FC WS Inv - Ausbil Aust Active Eq - Distribution	13/12/2020	-	-	-	17.43	13.87	-	-	4.25	35.55
608 2811	CFS FC WS Inv - Ausbil Aust Active Eq - Distribution	28/03/2021	-	-	-	65.70	52.29	-	-	16.01	134.00
608 2811	CFS FC WS Inv - Ausbil Aust Active Eq - Distribution	30/06/2021	-	-	-	69.37	55.22	-	-	16.89	141.48
608 2844	CFS FC WS Inv - Inv Mutual Ws Aust Share - Distribution	27/09/2020	-	10.45	-	27.65	22.66	-	-	-	60.76
608 2844	CFS FC WS Inv - Inv Mutual Ws Aust Share - Distribution	13/12/2020	-	9.24	-	24.44	20.04	-	-	-	53.72
608 2844	CFS FC WS Inv - Inv Mutual Ws Aust Share - Distribution	28/03/2021	-	18.54	-	49.02	40.17	-	-	-	107.73
608 2844	CFS FC WS Inv - Inv Mutual Ws Aust Share - Distribution	30/06/2021	-	14.21	-	37.55	30.79	-	-	-	82.55
608 2849	CFS FC WS Inv - Perp Ws Industrial Share - Distribution	27/09/2020	-	-	-	21.13	21.32	-	-	2.75	45.20
608 2849	CFS FC WS Inv - Perp Ws Industrial Share - Distribution	13/12/2020	-	-	-	41.68	42.02	-	-	5.41	89.11
608 2849	CFS FC WS Inv - Perp Ws Industrial Share - Distribution	28/03/2021	-	-	-	20.90	21.07	-	-	2.71	44.68
608 2849	CFS FC WS Inv - Perp Ws Industrial Share - Distribution	30/06/2021	-	-	-	31.38	31.65	-	-	4.08	67.11
608 2854	CFS FC WS Inv - Schroder Ws Aust Equity - Distribution	27/09/2020	-	-	-	24.89	15.73	-	-	8.82	49.44
608 2854	CFS FC WS Inv - Schroder Ws Aust Equity - Distribution	13/12/2020	-	-	-	25.49	16.11	-	-	9.04	50.64
608 2854	CFS FC WS Inv - Schroder Ws Aust Equity - Distribution	28/03/2021	-	-	-	72.53	45.84	-	-	25.72	144.09
608 2854	CFS FC WS Inv - Schroder Ws Aust Equity - Distribution	30/06/2021	-	-	-	114.86	72.60	-	-	40.74	228.20
608 2870	CFS FC WS Inv-Credit Suisse WS Cap Gr - Distribution	07/09/2020	-	-	-	6.15	3.15	-	-	7.23	16.53

Notes to the Tax Reconciliation

Trust Distributions - Assessable Amounts

For the year ended 30 June 2021

Account	Description	Date	Rent	Unfranked	Unfranked CFI	Franked	Imputation Credit	NALI	Interest	Other Taxable	Total
608 2870	CFS FC WS Inv-Credit Suisse WS Cap Gr 13/12/2020 - Distribution		-	-	-	51.96	26.62	-	-	61.08	139.66
608 2870	CFS FC WS Inv-Credit Suisse WS Cap Gr 28/03/2021 - Distribution		-	-	-	125.50	64.28	-	-	147.53	337.31
608 2870	CFS FC WS Inv-Credit Suisse WS Cap Gr 30/06/2021 - Distribution		-	-	-	295.57	151.39	-	-	347.44	794.40
608 2887	CFS FC WS Inv-Ws Cash - Distribution	30/06/2021	-	-	-	-	-	-	-	1.05	1.05
608 2890	CFS FC WS Inv-Ws Geared Share - Distribution	13/12/2020	-	8.62	-	44.53	26.80	-	-	-	79.95
608 2890	CFS FC WS Inv-Ws Geared Share - Distribution	28/03/2021	-	17.03	-	87.95	52.93	-	-	-	157.91
608 2890	CFS FC WS Inv-Ws Geared Share - Distribution	30/06/2021	-	60.17	-	310.76	187.03	-	-	-	557.96
608 2892	CFS FC WS Inv-Ws Imputation - Distribution	27/09/2020	-	0.69	-	8.28	3.55	-	-	-	12.52
608 2892	CFS FC WS Inv-Ws Imputation - Distribution	03/11/2020	-	2.76	-	33.31	14.28	-	-	-	50.35
608 2892	CFS FC WS Inv-Ws Imputation - Distribution	28/03/2021	-	4.21	-	50.83	21.78	-	-	-	76.82
608 2892	CFS FC WS Inv-Ws Imputation - Distribution	30/06/2021	-	10.01	-	120.94	51.83	-	-	-	182.78
629 0568	CFS FC Ws Inv - Perp Ws International - Distribution	24/04/2021	-	0.02	-	-	-	-	-	-	0.02
TOTALS			-	155.95	-	1,789.89	1,113.05	-	-	703.21	3,762.10

Notes to the Tax Reconciliation

Trust Distributions - Non-Assessable Amounts

For the year ended 30 June 2021

Account	Description	Date	Tax exempted	Tax free trust	Tax deferred/ Cost base adj	Total
608 2811	CFS FC WS Inv - Ausbil Aust Active Eq - Distribution	27/09/2020	-	-	0.29	0.29
608 2811	CFS FC WS Inv - Ausbil Aust Active Eq - Distribution	13/12/2020	-	-	0.50	0.50
608 2811	CFS FC WS Inv - Ausbil Aust Active Eq - Distribution	28/03/2021	-	-	1.89	1.89
608 2811	CFS FC WS Inv - Ausbil Aust Active Eq - Distribution	30/06/2021	-	-	1.99	1.99
608 2844	CFS FC WS Inv - Inv Mutual Ws Aust Share - Distribution	27/09/2020	-	-	3.33	3.33
608 2844	CFS FC WS Inv - Inv Mutual Ws Aust Share - Distribution	13/12/2020	-	-	2.95	2.95
608 2844	CFS FC WS Inv - Inv Mutual Ws Aust Share - Distribution	28/03/2021	-	-	5.91	5.91
608 2844	CFS FC WS Inv - Inv Mutual Ws Aust Share - Distribution	30/06/2021	-	-	4.53	4.53
608 2870	CFS FC WS Inv-Credit Suisse WS Cap Gr - Distribution	07/09/2020	-	-	0.14	0.14
608 2870	CFS FC WS Inv-Credit Suisse WS Cap Gr - Distribution	13/12/2020	-	-	1.17	1.17
608 2870	CFS FC WS Inv-Credit Suisse WS Cap Gr - Distribution	28/03/2021	-	-	2.82	2.82
608 2870	CFS FC WS Inv-Credit Suisse WS Cap Gr - Distribution	30/06/2021	-	-	6.64	6.64
608 2887	CFS FC WS Inv-Ws Cash - Distribution	30/06/2021	-	-	0.88	0.88
608 8330	CFS FC-Magellan W Global	30/06/2021	-	-	189.38	189.38
629 0568	CFS FC WS Inv - Perp Ws International - Distribution	13/12/2020	-	-	0.33	0.33
629 0568	CFS FC WS Inv - Perp Ws International - Distribution	24/04/2021	-	-	8.75	8.75
629 0568	CFS FC WS Inv - Perp Ws International - Distribution	30/06/2021	-	-	1.10	1.10
TOTALS			-	-	232.60	232.60

Notes to the Tax Reconciliation

Revenue Summary

For the year ended 30 June 2021

Account	Description	Date	Revenue Amount	TFN Credit	TFN Closely Held Trusts	ABN Credit	Notes
Assessable Revenue Accounts							
601 0001	Turner Securities	31/07/2020	550.88	-	-	-	
601 0001	Turner Securities	31/08/2020	661.64	-	-	-	
601 0001	Turner Securities	31/08/2020	550.88	-	-	-	
601 0001	Turner Securities	30/09/2020	945.21	-	-	-	
601 0001	Turner Securities	30/09/2020	533.11	-	-	-	
601 0001	Turner Securities	30/10/2020	976.71	-	-	-	
601 0001	Turner Securities	30/10/2020	550.88	-	-	-	
601 0001	Turner Securities	30/11/2020	945.21	-	-	-	
601 0001	Turner Securities	30/11/2020	533.11	-	-	-	
601 0001	Turner Securities	31/12/2020	976.71	-	-	-	
601 0001	Turner Securities	31/12/2020	550.88	-	-	-	
601 0001	Turner Securities	01/02/2021	976.71	-	-	-	
601 0001	Turner Securities	01/02/2021	550.88	-	-	-	
601 0001	Turner Securities	01/03/2021	882.19	-	-	-	
601 0001	Turner Securities	01/03/2021	497.57	-	-	-	
601 0001	Turner Securities	31/03/2021	976.71	-	-	-	
601 0001	Turner Securities	31/03/2021	239.16	-	-	-	
601 0001	Turner Securities	31/03/2021	213.24	-	-	-	
601 0001	Turner Securities	30/04/2021	377.62	-	-	-	
601 0001	Turner Securities	30/04/2021	945.21	-	-	-	
601 0001	Turner Securities	31/05/2021	390.21	-	-	-	
601 0001	Turner Securities	31/05/2021	976.71	-	-	-	
601 0001	Turner Securities	30/06/2021	377.62	-	-	-	
601 0001	Turner Securities	30/06/2021	945.21	-	-	-	
601 0005	BankSA Term Deposit	30/06/2021	13,981.76	-	-	-	
601 0006	BankSA Term Deposit	01/07/2020	7,610.35	-	-	-	

Notes to the Tax Reconciliation

Revenue Summary

For the year ended 30 June 2021

Account	Description	Date	Revenue Amount	TFN Credit	TFN Closely Held Trusts	ABN Credit	Notes
601 0006	BankSA Term Deposit	30/06/2021	15,293.37	-	-	-	-
605 0146	ANZ Banking Grp Ltd - Dividends	30/09/2020	491.75	-	-	-	-
605 0146	ANZ Banking Grp Ltd - Dividends	16/12/2020	688.45	-	-	-	-
605 1671	National Aust. Bank - Dividends	03/07/2020	375.00	-	-	-	-
605 1671	National Aust. Bank - Dividends	10/12/2020	375.00	-	-	-	-
605 2553	Westpac Banking Corp - Dividends	18/12/2020	444.85	-	-	-	-
605 2553	Westpac Banking Corp - Dividends	25/06/2021	832.30	-	-	-	-
608 2811	CFS FC WS Inv - Ausbil Aust Active Eq - Distribution	27/09/2020	50.40	-	-	-	-
608 2811	CFS FC WS Inv - Ausbil Aust Active Eq - Distribution	13/12/2020	87.09	-	-	-	-
608 2811	CFS FC WS Inv - Ausbil Aust Active Eq - Distribution	28/03/2021	328.26	-	-	-	-
608 2811	CFS FC WS Inv - Ausbil Aust Active Eq - Distribution	30/06/2021	346.62	-	-	-	-
608 2844	CFS FC WS Inv - Inv Mutual Ws Aust Share - Distribution	27/09/2020	49.29	-	-	-	-
608 2844	CFS FC WS Inv - Inv Mutual Ws Aust Share - Distribution	13/12/2020	43.58	-	-	-	-
608 2844	CFS FC WS Inv - Inv Mutual Ws Aust Share - Distribution	28/03/2021	87.39	-	-	-	-
608 2844	CFS FC WS Inv - Inv Mutual Ws Aust Share - Distribution	30/06/2021	66.97	-	-	-	-
608 2849	CFS FC WS Inv - Perp Ws Industrial Share - Distribution	27/09/2020	25.31	-	-	-	-
608 2849	CFS FC WS Inv - Perp Ws Industrial Share - Distribution	13/12/2020	49.89	-	-	-	-
608 2849	CFS FC WS Inv - Perp Ws Industrial Share - Distribution	28/03/2021	25.02	-	-	-	-
608 2849	CFS FC WS Inv - Perp Ws Industrial Share - Distribution	30/06/2021	37.58	-	-	-	-
608 2854	CFS FC WS Inv - Schroder Ws Aust Equity - Distribution	27/09/2020	72.83	-	-	-	-

Notes to the Tax Reconciliation

Revenue Summary

For the year ended 30 June 2021

Account	Description	Date	Revenue Amount	TFN Credit	TFN Closely Held Trusts	ABN Credit	Notes
608 2854	CFS FC Ws Inv - Schroder Ws Aust Equity - Distribution	13/12/2020	74.60	-	-	-	-
608 2854	CFS FC Ws Inv - Schroder Ws Aust Equity - Distribution	28/03/2021	212.30	-	-	-	-
608 2854	CFS FC Ws Inv - Schroder Ws Aust Equity - Distribution	30/06/2021	336.22	-	-	-	-
608 2870	CFS FC WS Inv-Credit Suisse WS Cap Gr - Distribution	07/09/2020	94.74	-	-	-	-
608 2870	CFS FC WS Inv-Credit Suisse WS Cap Gr - Distribution	13/12/2020	800.66	-	-	-	-
608 2870	CFS FC WS Inv-Credit Suisse WS Cap Gr - Distribution	28/03/2021	1,933.85	-	-	-	-
608 2870	CFS FC WS Inv-Credit Suisse WS Cap Gr - Distribution	30/06/2021	4,554.22	-	-	-	-
608 2887	CFS FC WS Inv-Ws Cash - Distribution	30/06/2021	2.01	-	-	-	-
608 2890	CFS FC WS Inv-Ws Geared Share - Distribution	13/12/2020	171.67	-	-	-	-
608 2890	CFS FC WS Inv-Ws Geared Share - Distribution	28/03/2021	339.10	-	-	-	-
608 2890	CFS FC WS Inv-Ws Geared Share - Distribution	30/06/2021	1,198.12	-	-	-	-
608 2892	CFS FC WS Inv-Ws Imputation - Distribution	27/09/2020	59.42	-	-	-	-
608 2892	CFS FC WS Inv-Ws Imputation - Distribution	03/11/2020	239.13	-	-	-	-
608 2892	CFS FC WS Inv-Ws Imputation - Distribution	28/03/2021	364.83	-	-	-	-
608 2892	CFS FC WS Inv-Ws Imputation - Distribution	30/06/2021	868.13	-	-	-	-
608 8330	CFS FC-Magellan W Global	30/06/2021	464.83	-	-	-	-
610 0059	1198 South Road, Clovelly Park	10/07/2020	1,184.50	-	-	-	-
610 0059	1198 South Road, Clovelly Park	12/08/2020	1,184.50	-	-	-	-
610 0059	1198 South Road, Clovelly Park	16/09/2020	1,184.50	-	-	-	-
610 0059	1198 South Road, Clovelly Park	08/10/2020	1,623.18	-	-	-	-

Notes to the Tax Reconciliation

Revenue Summary

For the year ended 30 June 2021

Account	Description	Date	Revenue Amount	TFN Credit	TFN Closely Held Trusts	ABN Credit	Notes
610 0059	1198 South Road, Clovelly Park	12/10/2020	1,776.75	-	-	-	
610 0059	1198 South Road, Clovelly Park	10/11/2020	1,776.75	-	-	-	
610 0059	1198 South Road, Clovelly Park	10/12/2020	1,776.75	-	-	-	
610 0059	1198 South Road, Clovelly Park	11/01/2021	1,954.55	-	-	-	
610 0059	1198 South Road, Clovelly Park	10/02/2021	1,954.55	-	-	-	
610 0059	1198 South Road, Clovelly Park	16/02/2021	811.90	-	-	-	
610 0059	1198 South Road, Clovelly Park	10/03/2021	1,954.55	-	-	-	
610 0059	1198 South Road, Clovelly Park	12/04/2021	1,954.55	-	-	-	
610 0059	1198 South Road, Clovelly Park	10/05/2021	1,954.55	-	-	-	
610 0059	1198 South Road, Clovelly Park	10/06/2021	1,954.55	-	-	-	
610 0060	1252/1254 South Road, Clovelly Park	06/07/2020	2,083.33	-	-	-	
610 0060	1252/1254 South Road, Clovelly Park	07/07/2020	2,763.64	-	-	-	
610 0060	1252/1254 South Road, Clovelly Park	06/08/2020	2,083.33	-	-	-	
610 0060	1252/1254 South Road, Clovelly Park	11/08/2020	2,763.64	-	-	-	
610 0060	1252/1254 South Road, Clovelly Park	07/09/2020	2,083.33	-	-	-	
610 0060	1252/1254 South Road, Clovelly Park	07/09/2020	2,763.64	-	-	-	
610 0060	1252/1254 South Road, Clovelly Park	07/09/2020	214.46	-	-	-	
610 0060	1252/1254 South Road, Clovelly Park	22/09/2020	1,567.63	-	-	-	
610 0060	1252/1254 South Road, Clovelly Park	12/10/2020	2,763.64	-	-	-	
610 0060	1252/1254 South Road, Clovelly Park	22/10/2020	3,558.79	-	-	-	
610 0060	1252/1254 South Road, Clovelly Park	17/11/2020	2,763.64	-	-	-	
610 0060	1252/1254 South Road, Clovelly Park	23/11/2020	2,083.33	-	-	-	
610 0060	1252/1254 South Road, Clovelly Park	02/12/2020	212.53	-	-	-	
610 0060	1252/1254 South Road, Clovelly Park	07/12/2020	2,523.39	-	-	-	
610 0060	1252/1254 South Road, Clovelly Park	11/12/2020	2,763.64	-	-	-	
610 0060	1252/1254 South Road, Clovelly Park	06/01/2021	2,083.33	-	-	-	
610 0060	1252/1254 South Road, Clovelly Park	11/01/2021	2,763.64	-	-	-	
610 0060	1252/1254 South Road, Clovelly Park	08/02/2021	2,083.33	-	-	-	

Notes to the Tax Reconciliation

Revenue Summary

For the year ended 30 June 2021

Account	Description	Date	Revenue Amount	TFN Credit	TFN Closely Held Trusts	ABN Credit	Notes
610 0060	1252/1254 South Road, Clovelly Park	11/02/2021	2,763.64	-	-	-	-
610 0060	1252/1254 South Road, Clovelly Park	12/02/2021	1,335.48	-	-	-	-
610 0060	1252/1254 South Road, Clovelly Park	04/03/2021	231.95	-	-	-	-
610 0060	1252/1254 South Road, Clovelly Park	04/03/2021	2,763.64	-	-	-	-
610 0060	1252/1254 South Road, Clovelly Park	08/03/2021	703.70	-	-	-	-
610 0060	1252/1254 South Road, Clovelly Park	19/03/2021	1,335.48	-	-	-	-
610 0060	1252/1254 South Road, Clovelly Park	22/03/2021	2,083.33	-	-	-	-
610 0060	1252/1254 South Road, Clovelly Park	13/04/2021	2,763.64	-	-	-	-
610 0060	1252/1254 South Road, Clovelly Park	22/04/2021	2,083.33	-	-	-	-
610 0060	1252/1254 South Road, Clovelly Park	06/05/2021	2,763.64	-	-	-	-
610 0060	1252/1254 South Road, Clovelly Park	24/05/2021	2,083.33	-	-	-	-
610 0060	1252/1254 South Road, Clovelly Park	07/06/2021	400.95	-	-	-	-
610 0060	1252/1254 South Road, Clovelly Park	07/06/2021	2,911.63	-	-	-	-
610 0060	1252/1254 South Road, Clovelly Park	10/06/2021	2,763.64	-	-	-	-
629 0568	CFS FC Ws Inv - Perp Ws International - Distribution	13/12/2020	70.75	-	-	-	-
629 0568	CFS FC Ws Inv - Perp Ws International - Distribution	24/04/2021	1,864.32	-	-	-	-
629 0568	CFS FC Ws Inv - Perp Ws International - Distribution	30/06/2021	234.68	-	-	-	-
690 0001	ANZ Cash Management Account	31/07/2020	0.25	-	-	-	-
690 0001	ANZ Cash Management Account	31/08/2020	0.44	-	-	-	-
690 0001	ANZ Cash Management Account	30/09/2020	0.67	-	-	-	-
690 0001	ANZ Cash Management Account	30/10/2020	0.77	-	-	-	-
690 0001	ANZ Cash Management Account	30/11/2020	1.06	-	-	-	-
690 0001	ANZ Cash Management Account	31/12/2020	1.42	-	-	-	-
690 0001	ANZ Cash Management Account	29/01/2021	1.43	-	-	-	-
690 0001	ANZ Cash Management Account	26/02/2021	1.52	-	-	-	-
690 0001	ANZ Cash Management Account	31/03/2021	2.23	-	-	-	-

Notes to the Tax Reconciliation

Revenue Summary

For the year ended 30 June 2021

Account	Description	Date	Revenue Amount	TFN Credit	TFN Closely Held Trusts	ABN Credit	Notes
690 0001	ANZ Cash Management Account	30/04/2021	2.33	-	-	-	
690 0001	ANZ Cash Management Account	31/05/2021	2.60	-	-	-	
690 0001	ANZ Cash Management Account	30/06/2021	2.63	-	-	-	
690 0004	BankSA DIY Super Saver	01/07/2020	77.15	-	-	-	
690 0004	BankSA DIY Super Saver	01/07/2020	609.85	-	-	-	
690 0004	BankSA DIY Super Saver	01/07/2020	81.22	-	-	-	
690 0004	BankSA DIY Super Saver	01/07/2020	127.11	-	-	-	
690 0004	BankSA DIY Super Saver	01/07/2020	108.10	-	-	-	
690 0004	BankSA DIY Super Saver	01/07/2020	84.04	-	-	-	
690 0004	BankSA DIY Super Saver	01/07/2020	2,030.68	-	-	-	
690 0004	BankSA DIY Super Saver	01/07/2020	2,096.01	-	-	-	
690 0004	BankSA DIY Super Saver	01/07/2020	1,351.26	-	-	-	
690 0004	BankSA DIY Super Saver	31/07/2020	14.18	-	-	-	
690 0004	BankSA DIY Super Saver	31/08/2020	3.49	-	-	-	
690 0004	BankSA DIY Super Saver	30/09/2020	2.05	-	-	-	
690 0004	BankSA DIY Super Saver	31/10/2020	2.12	-	-	-	
690 0004	BankSA DIY Super Saver	30/11/2020	2.05	-	-	-	
690 0004	BankSA DIY Super Saver	31/12/2020	2.12	-	-	-	
690 0004	BankSA DIY Super Saver	30/01/2021	2.12	-	-	-	
690 0004	BankSA DIY Super Saver	27/02/2021	1.92	-	-	-	
690 0004	BankSA DIY Super Saver	31/03/2021	2.12	-	-	-	
690 0004	BankSA DIY Super Saver	30/04/2021	2.05	-	-	-	
690 0004	BankSA DIY Super Saver	31/05/2021	2.12	-	-	-	
690 0004	BankSA DIY Super Saver	30/06/2021	2.05	-	-	-	
690 0005	Cash at Bank - Other (Fund)	31/07/2020	35.10	-	-	-	
690 0005	Cash at Bank - Other (Fund)	31/08/2020	27.99	-	-	-	
690 0005	Cash at Bank - Other (Fund)	08/09/2020	6.45	-	-	-	
690 0005	Cash at Bank - Other (Fund)	30/09/2020	17.70	-	-	-	

Notes to the Tax Reconciliation

Revenue Summary

For the year ended 30 June 2021

Account	Description	Date	Revenue Amount	TFN Credit	Closely Held Trusts	TFN Credit	ABN Credit	Notes
690 0005	Cash at Bank - Other (Fund)	31/10/2020	18.29	-	-	-	-	
690 0005	Cash at Bank - Other (Fund)	30/11/2020	8.34	-	-	-	-	
690 0005	Cash at Bank - Other (Fund)	31/12/2020	2.03	-	-	-	-	
690 0005	Cash at Bank - Other (Fund)	31/01/2021	1.86	-	-	-	-	
690 0005	Cash at Bank - Other (Fund)	28/02/2021	1.68	-	-	-	-	
690 0005	Cash at Bank - Other (Fund)	08/03/2021	30.15	-	-	-	-	
690 0005	Cash at Bank - Other (Fund)	31/03/2021	1.86	-	-	-	-	
690 0005	Cash at Bank - Other (Fund)	30/04/2021	1.80	-	-	-	-	
690 0005	Cash at Bank - Other (Fund)	31/05/2021	1.86	-	-	-	-	
690 0005	Cash at Bank - Other (Fund)	30/06/2021	1.74	-	-	-	-	
Total Assessable Revenue			168,104.68	-	-	-	-	
Non-assessable Revenue Accounts								
Total Non-assessable Revenue			-	-	-	-	-	
Total Revenue			168,104.68	-	-	-	-	

Notes:

FMIS - Forestry Managed Investment Scheme (FMIS) income, NZL - Australian franking credits from a New Zealand company, ABN - Payment where ABN not quoted, PARTNERSHIP - Distribution from partnership

Notes to the Tax Reconciliation

Non-Trust Income - Assessable Amounts

For the year ended 30 June 2021

Account	Description	Date	Rent	Unfranked	Unfranked CFI	Franked	Imputation Credit	NALI	Interest	Other Taxable	Total
601 0001	Turner Securities	31/07/2020	-	-	-	-	-	-	550.88	-	550.88
601 0001	Turner Securities	31/08/2020	-	-	-	-	-	-	550.88	-	550.88
601 0001	Turner Securities	31/08/2020	-	-	-	-	-	-	661.64	-	661.64
601 0001	Turner Securities	30/09/2020	-	-	-	-	-	-	533.11	-	533.11
601 0001	Turner Securities	30/09/2020	-	-	-	-	-	-	945.21	-	945.21
601 0001	Turner Securities	30/10/2020	-	-	-	-	-	-	550.88	-	550.88
601 0001	Turner Securities	30/10/2020	-	-	-	-	-	-	976.71	-	976.71
601 0001	Turner Securities	30/11/2020	-	-	-	-	-	-	533.11	-	533.11
601 0001	Turner Securities	30/11/2020	-	-	-	-	-	-	945.21	-	945.21
601 0001	Turner Securities	31/12/2020	-	-	-	-	-	-	550.88	-	550.88
601 0001	Turner Securities	31/12/2020	-	-	-	-	-	-	976.71	-	976.71
601 0001	Turner Securities	01/02/2021	-	-	-	-	-	-	550.88	-	550.88
601 0001	Turner Securities	01/02/2021	-	-	-	-	-	-	976.71	-	976.71
601 0001	Turner Securities	01/03/2021	-	-	-	-	-	-	497.57	-	497.57
601 0001	Turner Securities	01/03/2021	-	-	-	-	-	-	882.19	-	882.19
601 0001	Turner Securities	31/03/2021	-	-	-	-	-	-	239.16	-	239.16
601 0001	Turner Securities	31/03/2021	-	-	-	-	-	-	976.71	-	976.71
601 0001	Turner Securities	31/03/2021	-	-	-	-	-	-	213.24	-	213.24
601 0001	Turner Securities	30/04/2021	-	-	-	-	-	-	377.62	-	377.62
601 0001	Turner Securities	30/04/2021	-	-	-	-	-	-	945.21	-	945.21
601 0001	Turner Securities	31/05/2021	-	-	-	-	-	-	976.71	-	976.71
601 0001	Turner Securities	31/05/2021	-	-	-	-	-	-	390.21	-	390.21
601 0001	Turner Securities	30/06/2021	-	-	-	-	-	-	377.62	-	377.62
601 0001	Turner Securities	30/06/2021	-	-	-	-	-	-	945.21	-	945.21
601 0005	BankSA Term Deposit	30/06/2021	-	-	-	-	-	-	13,981.76	-	13,981.76
601 0006	BankSA Term Deposit	01/07/2020	-	-	-	-	-	-	7,610.35	-	7,610.35
601 0006	BankSA Term Deposit	30/06/2021	-	-	-	-	-	-	15,293.37	-	15,293.37
605 0146	ANZ Banking Grp Ltd - Dividends	30/09/2020	-	-	-	491.75	210.75	-	-	-	702.50
605 0146	ANZ Banking Grp Ltd - Dividends	16/12/2020	-	-	-	688.45	295.05	-	-	-	983.50
605 1671	National Aust. Bank - Dividends	03/07/2020	-	-	-	375.00	160.71	-	-	-	535.71
605 1671	National Aust. Bank - Dividends	10/12/2020	-	-	-	375.00	160.71	-	-	-	535.71
605 2553	Westpac Banking Corp - Dividends	18/12/2020	-	-	-	444.85	190.65	-	-	-	635.50

Notes to the Tax Reconciliation

Non-Trust Income - Assessable Amounts

For the year ended 30 June 2021

Account	Description	Date	Rent	Unfranked	Unfranked CFI	Franked	Imputation Credit	NALI	Interest	Other Taxable	Total
605 2553	Westpac Banking Corp - Dividends	25/06/2021	-	-	-	832.30	356.70	-	-	-	1,189.00
610 0059	1198 South Road, Clovelly Park	10/07/2020	1,184.50	-	-	-	-	-	-	-	1,184.50
610 0059	1198 South Road, Clovelly Park	12/08/2020	1,184.50	-	-	-	-	-	-	-	1,184.50
610 0059	1198 South Road, Clovelly Park	16/09/2020	1,184.50	-	-	-	-	-	-	-	1,184.50
610 0059	1198 South Road, Clovelly Park	08/10/2020	1,623.18	-	-	-	-	-	-	-	1,623.18
610 0059	1198 South Road, Clovelly Park	12/10/2020	1,776.75	-	-	-	-	-	-	-	1,776.75
610 0059	1198 South Road, Clovelly Park	10/11/2020	1,776.75	-	-	-	-	-	-	-	1,776.75
610 0059	1198 South Road, Clovelly Park	10/12/2020	1,776.75	-	-	-	-	-	-	-	1,776.75
610 0059	1198 South Road, Clovelly Park	11/01/2021	1,954.55	-	-	-	-	-	-	-	1,954.55
610 0059	1198 South Road, Clovelly Park	10/02/2021	1,954.55	-	-	-	-	-	-	-	1,954.55
610 0059	1198 South Road, Clovelly Park	16/02/2021	811.90	-	-	-	-	-	-	-	811.90
610 0059	1198 South Road, Clovelly Park	10/03/2021	1,954.55	-	-	-	-	-	-	-	1,954.55
610 0059	1198 South Road, Clovelly Park	12/04/2021	1,954.55	-	-	-	-	-	-	-	1,954.55
610 0059	1198 South Road, Clovelly Park	10/05/2021	1,954.55	-	-	-	-	-	-	-	1,954.55
610 0059	1198 South Road, Clovelly Park	10/06/2021	1,954.55	-	-	-	-	-	-	-	1,954.55
610 0060	1252/1254 South Road, Clovelly Park	06/07/2020	2,083.33	-	-	-	-	-	-	-	2,083.33
610 0060	1252/1254 South Road, Clovelly Park	07/07/2020	2,763.64	-	-	-	-	-	-	-	2,763.64
610 0060	1252/1254 South Road, Clovelly Park	06/08/2020	2,083.33	-	-	-	-	-	-	-	2,083.33
610 0060	1252/1254 South Road, Clovelly Park	11/08/2020	2,763.64	-	-	-	-	-	-	-	2,763.64
610 0060	1252/1254 South Road, Clovelly Park	07/09/2020	214.46	-	-	-	-	-	-	-	214.46
610 0060	1252/1254 South Road, Clovelly Park	07/09/2020	2,763.64	-	-	-	-	-	-	-	2,763.64
610 0060	1252/1254 South Road, Clovelly Park	07/09/2020	2,083.33	-	-	-	-	-	-	-	2,083.33
610 0060	1252/1254 South Road, Clovelly Park	22/09/2020	1,567.63	-	-	-	-	-	-	-	1,567.63
610 0060	1252/1254 South Road, Clovelly Park	12/10/2020	2,763.64	-	-	-	-	-	-	-	2,763.64
610 0060	1252/1254 South Road, Clovelly Park	22/10/2020	3,558.79	-	-	-	-	-	-	-	3,558.79
610 0060	1252/1254 South Road, Clovelly Park	17/11/2020	2,763.64	-	-	-	-	-	-	-	2,763.64
610 0060	1252/1254 South Road, Clovelly Park	23/11/2020	2,083.33	-	-	-	-	-	-	-	2,083.33
610 0060	1252/1254 South Road, Clovelly Park	02/12/2020	212.53	-	-	-	-	-	-	-	212.53
610 0060	1252/1254 South Road, Clovelly Park	07/12/2020	2,523.39	-	-	-	-	-	-	-	2,523.39
610 0060	1252/1254 South Road, Clovelly Park	11/12/2020	2,763.64	-	-	-	-	-	-	-	2,763.64
610 0060	1252/1254 South Road, Clovelly Park	06/01/2021	2,083.33	-	-	-	-	-	-	-	2,083.33
610 0060	1252/1254 South Road, Clovelly Park	11/01/2021	2,763.64	-	-	-	-	-	-	-	2,763.64

Notes to the Tax Reconciliation

Non-Trust Income - Assessable Amounts

For the year ended 30 June 2021

Account	Description	Date	Rent	Unfranked	Unfranked CFI	Franked	Imputation Credit	NALI	Interest	Other Taxable	Total
610 0060	1252/1254 South Road, Clovelly Park	08/02/2021	2,083.33	-	-	-	-	-	-	-	2,083.33
610 0060	1252/1254 South Road, Clovelly Park	11/02/2021	2,763.64	-	-	-	-	-	-	-	2,763.64
610 0060	1252/1254 South Road, Clovelly Park	12/02/2021	1,335.48	-	-	-	-	-	-	-	1,335.48
610 0060	1252/1254 South Road, Clovelly Park	04/03/2021	231.95	-	-	-	-	-	-	-	231.95
610 0060	1252/1254 South Road, Clovelly Park	04/03/2021	2,763.64	-	-	-	-	-	-	-	2,763.64
610 0060	1252/1254 South Road, Clovelly Park	08/03/2021	703.70	-	-	-	-	-	-	-	703.70
610 0060	1252/1254 South Road, Clovelly Park	19/03/2021	1,335.48	-	-	-	-	-	-	-	1,335.48
610 0060	1252/1254 South Road, Clovelly Park	22/03/2021	2,083.33	-	-	-	-	-	-	-	2,083.33
610 0060	1252/1254 South Road, Clovelly Park	13/04/2021	2,763.64	-	-	-	-	-	-	-	2,763.64
610 0060	1252/1254 South Road, Clovelly Park	22/04/2021	2,083.33	-	-	-	-	-	-	-	2,083.33
610 0060	1252/1254 South Road, Clovelly Park	06/05/2021	2,763.64	-	-	-	-	-	-	-	2,763.64
610 0060	1252/1254 South Road, Clovelly Park	24/05/2021	2,083.33	-	-	-	-	-	-	-	2,083.33
610 0060	1252/1254 South Road, Clovelly Park	07/06/2021	2,911.63	-	-	-	-	-	-	-	2,911.63
610 0060	1252/1254 South Road, Clovelly Park	07/06/2021	400.95	-	-	-	-	-	-	-	400.95
610 0060	1252/1254 South Road, Clovelly Park	10/06/2021	2,763.64	-	-	-	-	-	-	-	2,763.64
690 0001	ANZ Cash Management Account	31/07/2020	-	-	-	-	-	-	0.25	-	0.25
690 0001	ANZ Cash Management Account	31/08/2020	-	-	-	-	-	-	0.44	-	0.44
690 0001	ANZ Cash Management Account	30/09/2020	-	-	-	-	-	-	0.67	-	0.67
690 0001	ANZ Cash Management Account	30/10/2020	-	-	-	-	-	-	0.77	-	0.77
690 0001	ANZ Cash Management Account	30/11/2020	-	-	-	-	-	-	1.06	-	1.06
690 0001	ANZ Cash Management Account	31/12/2020	-	-	-	-	-	-	1.42	-	1.42
690 0001	ANZ Cash Management Account	29/01/2021	-	-	-	-	-	-	1.43	-	1.43
690 0001	ANZ Cash Management Account	26/02/2021	-	-	-	-	-	-	1.52	-	1.52
690 0001	ANZ Cash Management Account	31/03/2021	-	-	-	-	-	-	2.23	-	2.23
690 0001	ANZ Cash Management Account	30/04/2021	-	-	-	-	-	-	2.33	-	2.33
690 0001	ANZ Cash Management Account	31/05/2021	-	-	-	-	-	-	2.60	-	2.60
690 0001	ANZ Cash Management Account	30/06/2021	-	-	-	-	-	-	2.63	-	2.63
690 0004	BankSA DIY Super Saver	01/07/2020	-	-	-	-	-	-	77.15	-	77.15
690 0004	BankSA DIY Super Saver	01/07/2020	-	-	-	-	-	-	609.85	-	609.85
690 0004	BankSA DIY Super Saver	01/07/2020	-	-	-	-	-	-	81.22	-	81.22
690 0004	BankSA DIY Super Saver	01/07/2020	-	-	-	-	-	-	127.11	-	127.11
690 0004	BankSA DIY Super Saver	01/07/2020	-	-	-	-	-	-	108.10	-	108.10

Notes to the Tax Reconciliation

Non-Trust Income - Assessable Amounts

For the year ended 30 June 2021

Account	Description	Date	Rent	Unfranked	Unfranked CFI	Franked	Imputation Credit	NALI	Interest	Other Taxable	Total
690 0004	BankSA DIY Super Saver	01/07/2020	-	-	-	-	-	-	84.04	-	84.04
690 0004	BankSA DIY Super Saver	01/07/2020	-	-	-	-	-	-	2,030.68	-	2,030.68
690 0004	BankSA DIY Super Saver	01/07/2020	-	-	-	-	-	-	2,096.01	-	2,096.01
690 0004	BankSA DIY Super Saver	01/07/2020	-	-	-	-	-	-	1,351.26	-	1,351.26
690 0004	BankSA DIY Super Saver	31/07/2020	-	-	-	-	-	-	14.18	-	14.18
690 0004	BankSA DIY Super Saver	31/08/2020	-	-	-	-	-	-	3.49	-	3.49
690 0004	BankSA DIY Super Saver	30/09/2020	-	-	-	-	-	-	2.05	-	2.05
690 0004	BankSA DIY Super Saver	31/10/2020	-	-	-	-	-	-	2.12	-	2.12
690 0004	BankSA DIY Super Saver	30/11/2020	-	-	-	-	-	-	2.05	-	2.05
690 0004	BankSA DIY Super Saver	31/12/2020	-	-	-	-	-	-	2.12	-	2.12
690 0004	BankSA DIY Super Saver	30/01/2021	-	-	-	-	-	-	2.12	-	2.12
690 0004	BankSA DIY Super Saver	27/02/2021	-	-	-	-	-	-	1.92	-	1.92
690 0004	BankSA DIY Super Saver	31/03/2021	-	-	-	-	-	-	2.12	-	2.12
690 0004	BankSA DIY Super Saver	30/04/2021	-	-	-	-	-	-	2.05	-	2.05
690 0004	BankSA DIY Super Saver	31/05/2021	-	-	-	-	-	-	2.12	-	2.12
690 0004	BankSA DIY Super Saver	30/06/2021	-	-	-	-	-	-	2.05	-	2.05
690 0005	Cash at Bank - Other (Fund)	31/07/2020	-	-	-	-	-	-	35.10	-	35.10
690 0005	Cash at Bank - Other (Fund)	31/08/2020	-	-	-	-	-	-	27.99	-	27.99
690 0005	Cash at Bank - Other (Fund)	08/09/2020	-	-	-	-	-	-	6.45	-	6.45
690 0005	Cash at Bank - Other (Fund)	30/09/2020	-	-	-	-	-	-	17.70	-	17.70
690 0005	Cash at Bank - Other (Fund)	31/10/2020	-	-	-	-	-	-	18.29	-	18.29
690 0005	Cash at Bank - Other (Fund)	30/11/2020	-	-	-	-	-	-	8.34	-	8.34
690 0005	Cash at Bank - Other (Fund)	31/12/2020	-	-	-	-	-	-	2.03	-	2.03
690 0005	Cash at Bank - Other (Fund)	31/01/2021	-	-	-	-	-	-	1.86	-	1.86
690 0005	Cash at Bank - Other (Fund)	28/02/2021	-	-	-	-	-	-	1.68	-	1.68
690 0005	Cash at Bank - Other (Fund)	08/03/2021	-	-	-	-	-	-	30.15	-	30.15
690 0005	Cash at Bank - Other (Fund)	31/03/2021	-	-	-	-	-	-	1.86	-	1.86
690 0005	Cash at Bank - Other (Fund)	30/04/2021	-	-	-	-	-	-	1.80	-	1.80
690 0005	Cash at Bank - Other (Fund)	31/05/2021	-	-	-	-	-	-	1.86	-	1.86
690 0005	Cash at Bank - Other (Fund)	30/06/2021	-	-	-	-	-	-	1.74	-	1.74
TOTALS			89,955.77	-	-	3,207.35	1,374.57	-	59,787.75	-	154,325.44

Notes to the Tax Reconciliation

Capital Gains Revenue

For the year ended 30 June 2021

Account	Description	Date	CG - Discount	CG - Indexation	CG - Other
608 2811	CFS FC WS Inv - Ausbil Aust Active Eq - Distribution	27/09/2020	37.45	-	-
608 2811	CFS FC WS Inv - Ausbil Aust Active Eq - Distribution	13/12/2020	64.72	-	-
608 2811	CFS FC WS Inv - Ausbil Aust Active Eq - Distribution	28/03/2021	243.94	-	-
608 2811	CFS FC WS Inv - Ausbil Aust Active Eq - Distribution	30/06/2021	257.59	-	-
608 2844	CFS FC Ws Inv - Inv Mutual Ws Aust Share - Distribution	27/09/2020	5.58	-	-
608 2844	CFS FC Ws Inv - Inv Mutual Ws Aust Share - Distribution	13/12/2020	4.93	-	-
608 2844	CFS FC Ws Inv - Inv Mutual Ws Aust Share - Distribution	28/03/2021	9.89	-	-
608 2844	CFS FC Ws Inv - Inv Mutual Ws Aust Share - Distribution	30/06/2021	7.58	-	-
608 2854	CFS FC Ws Inv - Schroder Ws Aust Equity - Distribution	27/09/2020	37.55	-	-
608 2854	CFS FC Ws Inv - Schroder Ws Aust Equity - Distribution	13/12/2020	38.46	-	-
608 2854	CFS FC Ws Inv - Schroder Ws Aust Equity - Distribution	28/03/2021	109.45	-	-
608 2854	CFS FC Ws Inv - Schroder Ws Aust Equity - Distribution	30/06/2021	173.34	-	-
608 2870	CFS FC WS Inv-Credit Suisse WS Cap Gr - Distribution	07/09/2020	65.85	-	-
608 2870	CFS FC WS Inv-Credit Suisse WS Cap Gr - Distribution	13/12/2020	556.51	-	-
608 2870	CFS FC WS Inv-Credit Suisse WS Cap Gr - Distribution	28/03/2021	1,344.14	-	-
608 2870	CFS FC WS Inv-Credit Suisse WS Cap Gr - Distribution	30/06/2021	3,165.45	-	-
608 2887	CFS FC WS Inv-Ws Cash - Distribution	30/06/2021	0.08	-	-
608 2890	CFS FC WS Inv-Ws Geared Share - Distribution	13/12/2020	115.83	-	-
608 2890	CFS FC WS Inv-Ws Geared Share - Distribution	28/03/2021	228.80	-	-
608 2890	CFS FC WS Inv-Ws Geared Share - Distribution	30/06/2021	808.39	-	-
608 2892	CFS FC WS Inv-Ws Imputation - Distribution	27/09/2020	50.21	-	-
608 2892	CFS FC WS Inv-Ws Imputation - Distribution	03/11/2020	202.05	-	-
608 2892	CFS FC WS Inv-Ws Imputation - Distribution	28/03/2021	308.27	-	-
608 2892	CFS FC WS Inv-Ws Imputation - Distribution	30/06/2021	733.53	-	-
608 8330	CFS FC-Magellan W Global	30/06/2021	275.45	-	-
629 0568	CFS FC Ws Inv - Perp Ws International - Distribution	13/12/2020	70.34	-	-
629 0568	CFS FC Ws Inv - Perp Ws International - Distribution	24/04/2021	1,853.47	-	-
629 0568	CFS FC Ws Inv - Perp Ws International - Distribution	30/06/2021	233.31	-	-

Notes to the Tax Reconciliation

Capital Gains Revenue

For the year ended 30 June 2021

Account	Description	Date	CG - Discount	CG - Indexation	CG - Other
TOTALS			11,002.16	-	-

Notes to the Tax Reconciliation

Foreign Tax Offset

For the year ended 30 June 2021

FOREIGN TAX OFFSET

Foreign Credits	217.36*
Foreign CG Credits	0.00*
Net Capital Gain	7,334.00
Pension Exempt Factor	0.57027000

* these amounts exclude revenue transactions to segregated pensioners.

The Adjusted Foreign CG Credits amount is the lesser of the Foreign CG Credits and the Net Capital Gain.

Adjusted Foreign CG Credit	0.00
-----------------------------------	------

Adjusted Foreign Tax Paid	(Foreign Credits + Adj. Foreign CG Credit)
	x (1 - pension exempt factor)
	(217.36 + 0.00) x (1 - 0.57027000)
	93.41

Foreign Tax Offset de minimis cap	1,000.00
--	----------

Adjusted Foreign Tax paid is less than or equal to the Foreign Tax Offset de minimis cap.

Current Year Foreign Tax Offset	93.41
--	-------

Notes to the Tax Reconciliation

Foreign Income

For the year ended 30 June 2021

Account	Description	Date	Interest Income	Tax Paid on Interest	Modified passive income	Tax Paid on passive income	Other assessable income	Tax Paid on Other	Total Net Income	Total Tax Paid	Total Gross Income
608 2811	CFS FC WS Inv - Ausbil Aust Active Eq -	27/09/2020	-	-	-	-	0.11	-	0.11	-	0.11
608 2811	CFS FC WS Inv - Ausbil Aust Active Eq -	13/12/2020	-	-	-	-	0.19	0.01	0.19	0.01	0.20
608 2811	CFS FC WS Inv - Ausbil Aust Active Eq -	28/03/2021	-	-	-	-	0.73	0.02	0.73	0.02	0.75
608 2811	CFS FC WS Inv - Ausbil Aust Active Eq -	30/06/2021	-	-	-	-	0.77	0.03	0.77	0.03	0.80
608 2844	CFS FC WS Inv - Inv Mutual Ws Aust Sha	27/09/2020	-	-	-	-	2.28	0.77	2.28	0.77	3.05
608 2844	CFS FC WS Inv - Inv Mutual Ws Aust Sha	13/12/2020	-	-	-	-	2.01	0.68	2.01	0.68	2.69
608 2844	CFS FC WS Inv - Inv Mutual Ws Aust Sha	28/03/2021	-	-	-	-	4.04	1.36	4.04	1.36	5.40
608 2844	CFS FC WS Inv - Inv Mutual Ws Aust Sha	30/06/2021	-	-	-	-	3.10	1.04	3.10	1.04	4.14
608 2849	CFS FC WS Inv - Perp Ws Industrial Shar	27/09/2020	-	-	-	-	1.43	0.78	1.43	0.78	2.21
608 2849	CFS FC WS Inv - Perp Ws Industrial Shar	13/12/2020	-	-	-	-	2.80	1.53	2.80	1.53	4.33
608 2849	CFS FC WS Inv - Perp Ws Industrial Shar	28/03/2021	-	-	-	-	1.41	0.77	1.41	0.77	2.18
608 2849	CFS FC WS Inv - Perp Ws Industrial Shar	30/06/2021	-	-	-	-	2.12	1.15	2.12	1.15	3.27
608 2854	CFS FC WS Inv - Schroder Ws Aust Equi	27/09/2020	-	-	-	-	1.58	0.55	1.58	0.55	2.13
608 2854	CFS FC WS Inv - Schroder Ws Aust Equi	13/12/2020	-	-	-	-	1.61	0.56	1.61	0.56	2.17
608 2854	CFS FC WS Inv - Schroder Ws Aust Equi	28/03/2021	-	-	-	-	4.59	1.59	4.59	1.59	6.18
608 2854	CFS FC WS Inv - Schroder Ws Aust Equi	30/06/2021	-	-	-	-	7.28	2.52	7.28	2.52	9.80
608 2870	CFS FC WS Inv-Credit Suisse WS Cap Gr	7/09/2020	-	-	-	-	15.38	1.56	15.38	1.56	16.94
608 2870	CFS FC WS Inv-Credit Suisse WS Cap Gr	13/12/2020	-	-	-	-	129.94	13.21	129.94	13.21	143.15
608 2870	CFS FC WS Inv-Credit Suisse WS Cap Gr	28/03/2021	-	-	-	-	313.85	31.90	313.85	31.90	345.75
608 2870	CFS FC WS Inv-Credit Suisse WS Cap Gr	30/06/2021	-	-	-	-	739.12	75.11	739.12	75.11	814.23
608 2890	CFS FC WS Inv-Ws Geared Share - Distr	13/12/2020	-	-	-	-	2.69	0.97	2.69	0.97	3.66
608 2890	CFS FC WS Inv-Ws Geared Share - Distr	28/03/2021	-	-	-	-	5.32	1.92	5.32	1.92	7.24
608 2890	CFS FC WS Inv-Ws Geared Share - Distr	30/06/2021	-	-	-	-	18.80	6.81	18.80	6.81	25.61
608 2892	CFS FC WS Inv-Ws Imputation - Distribu	27/09/2020	-	-	-	-	0.25	0.09	0.25	0.09	0.34
608 2892	CFS FC WS Inv-Ws Imputation - Distribu	3/11/2020	-	-	-	-	1.00	0.35	1.00	0.35	1.35
608 2892	CFS FC WS Inv-Ws Imputation - Distribu	28/03/2021	-	-	-	-	1.53	0.54	1.53	0.54	2.07
608 2892	CFS FC WS Inv-Ws Imputation - Distribu	30/06/2021	-	-	-	-	3.64	1.29	3.64	1.29	4.93
608 8330	CFS FC-Magellan W Global	30/06/2021	-	-	-	-	-	38.34	-	38.34	38.34

Notes to the Tax Reconciliation

Foreign Income

For the year ended 30 June 2021

Account	Description	Date	Interest Income	Tax Paid on Interest	Modified passive income	Tax Paid on passive income	Other assessable income	Tax Paid on Other	Total Net Income	Total Tax Paid	Total Gross Income
629 0568	CFS FC Ws Inv - Perp Ws International -	13/12/2020	-	-	-	-	0.08	1.04	0.08	1.04	1.12
629 0568	CFS FC Ws Inv - Perp Ws International -	24/04/2021	-	-	-	-	2.09	27.42	2.09	27.42	29.51
629 0568	CFS FC Ws Inv - Perp Ws International -	30/06/2021	-	-	-	-	0.26	3.45	0.26	3.45	3.71
TOTALS			-	-	-	-	1,270.00	217.36	1,270.00	217.36	1,487.36

Realised Capital Gains

For the year ended 30 June 2021

Capital Gains Worksheet

	Date Acquired	Date Disposed	Units	Amount Received	Cost Base Used	Cost Base Adjustment	Gain Method	Adjusted Cost	Gain/Loss	Losses Recouped
Current year CG - discount method									11,002.16	-
Less discounting									(3,667.39)	-
TOTALS			-	-	-	-	-	-	7,334.77	-