

Dear Trustees,

Your Self-Managed Superannuation Fund Administrator has requested that we prepare an actuarial certificate for your SMSF to comply with Section 295.390 of the Income Tax Assessment Act 1997. The actuary James Fitzpatrick of Waatinga has calculated the tax exempt percentage and has prepared the certificate as requested. This letter and the enclosed certificate and attachments set out the information and assumptions used to calculate the tax exempt percentage.

We understand that the circumstances of the Fund are such that just prior to the start of the income year in question, at least one member with a superannuation interest in the Fund (during the income year in question) had a Total Superannuation Balance exceeding \$1.6 million and that member was a retirement phase recipient of a superannuation income stream. This situation excludes the Fund from being able to use the Segregated Method for claiming Exempt Current Pension Income (ECPI) and so a Section 295.390 certificate is required to support the claim for ECPI.

Effective from the 2017/18 year onwards, if there are any periods of the income year where the only accounts held by the Fund are Retirement Phase accounts, these periods are known as Deemed Segregated Periods (DSPs) and the Segregated Method is generally used to determine the Exempt Current Pension Income (ECPI) during those periods. However the above circumstances of your Fund override that requirement and the ECPI proportion stated in the attached certificate should be applied to all of the relevant income for the whole income year, even if the Fund had one or more DSPs during the year.

The tax exempt percentage specified in the actuarial certificate applies to the net ordinary and statutory assessable income (excluding assessable contributions, non-arm's length income and income derived from any segregated assets) received during the Unsegregated Periods for the given income year.

As a general guide, the tax exempt percentage is calculated as the average Retirement Phase balances as a proportion of the average total Fund balances.

Regards,

A handwritten signature in black ink, appearing to read 'A. O'Meagher', with a long horizontal stroke extending to the right.

Andy O'Meagher  
Director  
Act2 Solutions Pty Ltd  
Ph 1800 230 737  
andy@act2.com.au



# ACTUARIAL CERTIFICATE

Income Tax Assessment Act 1997 (the Act), Section 295.390

We have been requested by Act2 Solutions to prepare an Actuarial Certificate in compliance with the Act for the following Self-Managed Super Fund (SMSF);

**BIDDLECOMBE PTY LTD PENSION FUND (the Fund)**

**Trustee(s): Biddlecombe Pty Ltd**

We have been advised the Fund is a complying Self-Managed Super Fund. This certificate is for the year ended 30/06/2021

## Results and Segregation

The Exempt Current Pension Income (ECPI) proportion we have calculated for the unsegregated periods set out below is;

**9.509%** ✓

This certificate relies on the information that we have been provided. If any of the information is incorrect or materially changes, please request an amendment.

There were no actively segregated assets during the year of income.

Effective from 1<sup>st</sup> July 2017, where the Fund does not have Disregarded Small Fund Assets, during any periods where 100% of the SMSF's liabilities are Retirement Phase superannuation income stream benefits then the assets and income derived during these periods are deemed to be segregated and excluded from the calculation of the tax exempt percentage.

The table below sets out any deemed segregated periods, based on the information we have been provided. The appropriate treatment of earnings for the different periods is also set out in table and care should be taken to ensure that the appropriate exemption is applied to each period.

| <u>Start Date</u> | <u>End Date</u> | <u>ECPI Method</u> | <u>Taxation treatment of relevant earnings</u> |
|-------------------|-----------------|--------------------|--|
| 01/07/2020        | 30/06/2021      | Unsegregated       | 9.509% of earnings are exempt.                 |

## Liabilities

I am advised the unsegregated net assets at 30/06/2021, prior to application of the above ECPI, which are also equal to liabilities of the Fund, were;

*Current Retirement Phase Liabilities: \$1,442,694*

*Current Superannuation Liabilities: \$14,609,876*

These figures are from draft financial statements. Please note that there is no need to request a revised ECPI if these balances change due to tax or investment income as these do not impact the ECPI calculation.

I certify that I am satisfied that the value of the stated liabilities of the Fund at 30/06/2021 is also the amount of the Fund's assets on this date. These assets plus any future contributions plus expected future earnings will provide the amount required to discharge the liabilities as they fall due.

### Exempt Current Pension Income (ECPI)

Subsection 295.390(1) of the Act states "that a proportion of ordinary income and statutory income of a complying superannuation fund that would otherwise be assessable income is exempt from income tax."

To assist the trustee with calculating this proportion for the year of income ending 30/06/2021 set out below is a proportion that is calculated consistently with the Act.

*Average Value of Current Pension Liabilities: \$1,446,030*

*Average Value of Superannuation Liabilities: \$15,206,979*

*ECPI Proportion: 9.509%*

The ECPI proportion should be applied to the Fund's assessable income (excluding any non-arm's length income, contributions and any income derived from segregated assets) to determine how much income is exempt from tax.

Please Note: The average values are time weighted average balances over the financial year and exclude net investment earnings and expenses. These average values are appropriate to calculate the proportion on the assumption that the Trustee will allocate the relevant unsegregated assessable income in proportion to member's unsegregated account balances at a fixed crediting rate throughout the unsegregated period.

### Data Summary

The data on which the above certification and calculation is based has been provided by Act2 Solutions. I have been provided with details of contributions, benefits payments and transfers for each member throughout the year. A summary of this data for the Fund is set out below

| <b>Fund Transactions</b> | <b><u>Contributions</u></b><br><b>\$0</b> | <b><u>Benefit Payments</u></b><br><b>(\$833,708)</b> | <b><u>Transfers</u></b><br><b>\$0</b> |
|--------------------------|---|--|---------------------------------------|
|--------------------------|---|--|---------------------------------------|

The net assets at 01/07/2020 were \$15,443,583. The member balances as at 30/06/2021 provided were;

|                   | <u>Retirement Phase</u> | <u>Total Balance</u> |
|-------------------|-------------------------|----------------------|
| <b>Total Fund</b> | <b>\$1,442,694</b>      | <b>\$14,609,876</b>  |
| Maria Biddlecombe | \$1,442,694             | \$14,609,876         |

## Assumptions and Notes

I have been advised by Act2 Solutions that the relevant pension liabilities meet the requirements to be considered a retirement phase superannuation income stream. This advice has been relied upon in preparing this certificate.

The information provided indicates that during the income year the assets of the Fund were Disregarded Small Fund Assets as defined in the Act. As such, the Fund is not eligible to use the Segregated Method to claim ECPI and we have prepared the certificate on this basis.

I have been advised that the values at 01/07/2020 are from audited financial statements and that the values for the financial year are from unaudited draft financial statements. If there are material changes after the certificate was issued an amendment should be requested.

As the fund only contained account-based pensions and member accounts in accumulation phase, the liabilities have been taken to be the balances of the relevant accounts and reserves (if any). We have been advised there are no unusual terms or guarantees in the SMSF however should this be incorrect please contact Act2 Solutions as this certificate may need to be revised.

For the calculation of the exempt proportion we have relied on data provided that included the Fund's balances in accumulation phase, the Fund's balances in retirement phase, transactions within, to and from the Fund during the year.

The Fund contained only member accounts in accumulation phase and account-based pensions. Therefore, no assumptions about future inflation, future contributions, investment returns or discount rates have been required to calculate the tax exempt percentage.

The preparation of this actuarial certificate and the determination of the liability values are in accordance with Professional Standard 406 of the Institute of Actuaries of Australia.

Yours sincerely,



James Fitzpatrick  
Fellow of the Institute of Actuaries of Australia

24th of November 2021

Biddlecombe Pty Ltd Pension Fund

## General Ledger

For The Period 01 July 2020 - 30 June 2021

| Transaction Date | Description                         | Debit        |  |
|------------------|-------------------------------------|--------------|--|
| 8/07/2020        | PAY ANYONE TO Maria Biddlecombe 065 | \$ 69.95     | Jaycar Invoice - Purchased scales to weigh gold nuggets.             |
| 13/07/2020       | PAY ANYONE TO Maria Biddlecombe 065 | \$ 5,000.00  |  |
| 23/07/2020       | PAY ANYONE TO Maria Biddlecombe 065 | \$ 5,000.00  |  |
| 3/08/2020        | PAY ANYONE TO Maria Biddlecombe 065 | \$ 5,000.00  |  |
| 4/08/2020        | PAY ANYONE TO Maria Biddlecombe 065 | \$ 5,000.00  |  |
| 5/08/2020        | PAY ANYONE TO Maria Biddlecombe 065 | \$ 5,000.00  |  |
| 12/08/2020       | PAY ANYONE TO Maria Biddlecombe 065 | \$ 5,000.00  |  |
| 14/08/2020       | PAY ANYONE TO Maria Biddlecombe 065 | \$ 5,000.00  |  |
| 24/08/2020       | PAY ANYONE TO Maria Biddlecombe 065 | \$ 5,000.00  |  |
| 1/09/2020        | PAY ANYONE TO Maria Biddlecombe 065 | \$ 5,000.00  |  |
| 2/09/2020        | PAY ANYONE TO Maria Biddlecombe 065 | \$ 5,000.00  |  |
| 8/09/2020        | PAY ANYONE TO Maria Biddlecombe 065 | \$ 5,000.00  |  |
| 5/10/2020        | PAY ANYONE TO Maria Biddlecombe 065 | \$ 5,000.00  |  |
| 7/10/2020        | PAY ANYONE TO Maria Biddlecombe 065 | \$ 5,000.00  |  |
| 9/10/2020        | PAY ANYONE TO Maria Biddlecombe 065 | \$ 5,000.00  |  |
| 20/10/2020       | PAY ANYONE TO Maria Biddlecombe 065 | \$ 5,000.00  |  |
| 25/10/2020       | Transfer to CBA A- Maria Pension    | \$ 50,000.00 |  |
| 2/11/2020        | Transfer to CBA A- Maria Pension    | \$ 28,000.00 |  |
| 2/11/2020        | PAY ANYONE TO Maria Biddlecombe 065 | \$ 5,000.00  |  |
| 4/11/2020        | PAY ANYONE TO Maria Biddlecombe 065 | \$ 5,000.00  |  |
| 5/11/2020        | PAY ANYONE TO Maria Biddlecombe 065 | \$ 5,000.00  |  |
| 10/11/2020       | Transfer to CBA A- Maria Pension    | \$ 2,000.00  |  |
| 2/12/2020        | PAY ANYONE TO Maria Biddlecombe 065 | \$ 5,000.00  |  |
| 3/12/2020        | PAY ANYONE TO Maria Biddlecombe 065 | \$ 5,000.00  |  |
| 7/12/2020        | PAY ANYONE TO Maria Biddlecombe 065 | \$ 726.88    | Qantas Invoice - Return flights to Alice Springs to inspect property |
| 21/01/2021       | PAY ANYONE TO Maria Biddlecombe 065 | \$ 5,000.00  |  |

## Balance History

 Currency Australian Dollar

&lt;&lt; View: BGPU, I\*\*\*\*\*3890 (BIDDLECOMBE PTY LTD &lt;BIDDLECOMBE PTY LTD PENSION FUND&gt;)

 Balance as at date (dd/mm/yyyy) 30/06/2021

 Displaying Balance History as at **30 Jun 2021**

| HIN/SRN<br>EMP ID | Security<br>Code | Closing Price<br>(AUD) | Total<br>Balance | Tradeable<br>Balance | Total Value<br>(AUD) |
|-------------------|------------------|------------------------|------------------|----------------------|----------------------|
| I*****3890        | BGPU             | n/a                    | 495,000          | 0                    |                      |

Viewing 1 - 1 of 1

Total Value: \$ 0.00

Fund's market value investment in BGPU at 30 June 2021  
 = 495,000 x .003 euro (per BGP Holdings - final distribution update)  
 = 1,485 euro / .6320  
 = \$2,349.68

value per share in AUD  
 = 2,349.68 / 495,000  
 = 0.004747 \*\* rounding issue in SF 360

Total holdings at 30 June 2021 = \$2,349.77

# SECTION EIGHT:

## AUSTRALIAN TAXATION SUMMARY

### Australian taxation

This summary of the Australian tax consequences is based on the Income Tax Assessment Acts of 1936 and 1997 (together, the **Tax Act**), the Taxation Administration Act 1953 (**Taxation Administration Act**), the A New Tax System (Goods and Services Tax) Act 1999 (**GST Act**) and applies to Holders that are:

- residents of Australia for tax purposes that do not hold their NAB Subordinated Notes 2 in the course of carrying on a business outside of Australia; and
- non-residents of Australia for tax purposes that hold their NAB Subordinated Notes 2 in the course of carrying on a business at or through a permanent establishment in Australia.

Such Holders are referred to as “**Australian Holders**”.

### Receipt of Interest

The NAB Subordinated Notes 2 should be “debt interests” for the purposes of the Tax Act. Australian Holders should be required to include any Interest they receive in respect of their NAB Subordinated Notes 2 in their assessable income.

The Interest should be recognised as assessable income on a cash receipts or accruals basis, depending upon the individual circumstances of the Holder (see also the “*Taxation of Financial Arrangements*” summary below).

### Disposal or redemption of the NAB Subordinated Notes 2

An Australian Holder should be required to include any gain on the disposal or redemption of the NAB Subordinated Notes 2 in their assessable income, and may be entitled to claim a deduction in the event of a loss on the disposal or redemption. Depending on the circumstances of the Australian Holder, this will result from the rules relating to “traditional securities” (in sections 26BB and 70B of the Tax Act) or “taxation of financial arrangements” (see summary below).

An Australian Holder who acquires NAB Subordinated Notes 2 under this Prospectus should generally include in their assessable income a gain equal to the difference between:

- the proceeds of disposal or redemption; and
- the issue price of the NAB Subordinated Notes 2.

If the NAB Subordinated Notes 2 are redeemed, the proceeds from the redemption may be taken to exclude any amounts that are referable to any accrued and unpaid Interest on NAB Subordinated Notes 2. Those Interest amounts may be treated in the same manner as Interest payments received during the term of NAB Subordinated Notes 2 (see “*Receipt of Interest*” above).

If the proceeds of disposal or redemption are less than the issue price of the NAB Subordinated Notes 2, the Australian Holder may claim a deduction for the loss in the income year in which the disposal or redemption occurs, subject to the limitations in the relevant provisions.

Under the Australian capital gains tax (“**CGT**”) provisions, any capital gain or capital loss that results from the disposal or redemption should be disregarded to the extent to which the gain is already included in assessable income, or the loss is already allowed as a deduction, as set out above.

### No gain on Conversion of NAB Subordinated Notes 2

An Australian Holder should not make any taxable gain or loss if NAB Subordinated Notes 2 are Converted into Ordinary Shares. This is because any gain or loss on the Conversion should be disregarded under the Tax Act.

Ordinary Shares acquired as a consequence of the Conversion should generally be treated as having a cost base and reduced cost base for CGT purposes equal to the cost base of NAB Subordinated Notes 2 at the time of Conversion. For Australian CGT purposes, the acquisition date of the Ordinary Shares should generally be the time of Conversion. This will be relevant in the event that the Holder

subsequently disposes of the Ordinary Shares.

### Eligible NSN Holders participating in the Reinvestment Offer

Eligible NSN Holders have the option to participate in the Reinvestment Offer. This will be undertaken by NAB acquiring NSNs from Eligible NSN Holders for a purchase price of \$100 per NSN. NAB will apply that amount to subscribe for the issue of a NAB Subordinated Note 2 to the Eligible NSN Holder.

Eligible NSN Holders who participate in the Reinvestment Offer will also receive the interest payment on the NSN that is due and payable in accordance with the terms of the NSN. This payment will be in cash.

The following income tax consequences will generally apply for Eligible NSN Holders who participate in the Reinvestment Offer. Again, this summary applies to Eligible NSN Holders that are:

- residents of Australia for tax purposes that do not hold their NSN in the course of carrying on a business outside of Australia; and
- non-residents of Australia for tax purposes that hold their NSN in the course of carrying on a business at or through a permanent establishment in Australia,

(**Australian Eligible NSN Holders**).

This summary does not deal with Eligible NSN Holders who are in the business of dealing or trading in securities.

Australian Eligible NSN Holders who participate in the Reinvestment Offer should be required to include any gain on the disposal or redemption of their NSN in their assessable income, and may be entitled to claim a deduction in the event of a loss on the disposal or redemption. Depending on the circumstances of the Australian Eligible NSN Holders, this will result from the rules relating to “traditional securities” (in sections 26BB and 70B of the Tax Act) or “taxation of financial arrangements” (see summary below).



## Rates for financial year ending 30 June 2021

---

- <https://www.ato.gov.au/Tax-professionals/TP/Rates-for-financial-year-ending-30-June-2021/>
- Last modified: 01 Jul 2021
- QC 66153

## Rates for financial year ending 30 June 2021

---

Foreign currency exchange rates for financial year 2021 foreign currency equivalent to \$1 Aust.

| Country     | Average rate for year ended |            | Nearest actual exchange rate |            | Currency           |
|-------------|-----------------------------|------------|------------------------------|------------|--------------------|
|             | 31 Dec 20                   | 30 Jun 21  | 31 Dec 20                    | 30 Jun 21  |                    |
| Canada      | 0.9249                      | 0.9572     | 0.9818                       | 0.9318     | Canadian dollar    |
| China       | 4.7608                      | 4.9413     | 5.0298                       | 4.8553     | Renminbi           |
| Europe      | 0.6045                      | 0.6260     | 0.6269                       | 0.6320     | Euro               |
| Hong Kong   | 5.3563                      | 5.7921     | 5.9707                       | 5.8382     | Hong Kong dollar   |
| India       | 51.1553                     | 55.0235    | 56.3100                      | 55.9200    | Indian Rupee       |
| Indonesia   | 10038.8458                  | 10752.0992 | 10821.0000                   | 10927.0000 | Rupiah             |
| Japan       | 73.6560                     | 79.5516    | 79.4500                      | 83.0700    | Yen                |
| Malaysia    | 2.8996                      | 3.0806     | 3.0897                       | 3.1218     | Malaysian ringgit  |
| Taiwan      | 20.3202                     | 21.2522    | 21.6300                      | 20.9600    | New Taiwan dollar  |
| New Zealand | 1.0615                      | 1.0742     | 1.0665                       | 1.0745     | New Zealand dollar |
|             |                             |            |                              |            |                    |



## BGP – THE COMPANY AND ITS MISSION

BGP Holdings PLC is a Maltese holding company holding the legacy structure and sale proceeds of the BGP Investment real estate portfolio. From its beginnings in 2005 as a joint venture between Australian companies Babcock & Brown and the GPT Group. BGP was restructured in 2009 as an independent company with over 58,000 shareholders. It has recently completed the sale of its core assets and is in the process of repatriating funds to its shareholders.

### NEWS

---

#### BGP Holdings - Update May 2021

We have now commenced the final stage of this long process. All of the remaining Luxembourg companies have now been merged into one, which is now being put into voluntary liquidation. This will release the remaining funds in the structure to BGP Holdings PLC in Malta, which in turn will also be liquidated, releasing a **final distribution later this year of around EUR 0.003 (A\$ 0.005)**. We will update you as soon as we have more precise timing.

495,000 units



#### BGP Holdings - Update June 2020

We are still awaiting negotiations with the purchasers of the portfolio to resolve a legal dispute which prevents us from making a final distribution. Our counterparty is a sovereign wealth fund which is proving extremely difficult to engage with. We will update the website as soon as there is any further development. There is otherwise no change in respect of our valuation statement (around EUR 0.003 per share in remaining value). Note there are some 9.7 billion shares outstanding. We appreciate your patience. We have been trying to wind up the group in Europe for over two years. It is all rather frustrating.

#### BGP Holdings - Final Distribution Update

At the end of November 2018 BGP Holdings received the final escrow monies from the 2016 sale. Our current estimate is that we will be able to distribute around A\$ 40 million. There are approximately 9.7 billion shares outstanding, hence A\$ 0.004 per share. We have however been served a Notice of Dispute under the 2016 sale agreement by the Purchasers. We reject the (as yet unquantified) claim, but are restricted from distributing until the matter is cleared. We are presently in a dialogue with our counterparts to resolve the matter.

#### BGP Holdings Pays Second Distribution

On October 30, 2017 BGP Holdings PLC paid a second distribution of A\$ 0.02060274 per share. This distribution was a capital reduction, as approved at the Extraordinary General meeting on July 3, 2017. We expect this to be the last material distribution. There may be a fraction of a cent at the liquidation of the Company in 18 months or so, depending on the release of €20 million held in escrow accounts relating to the 2016 sale of BGP Investment and warranty insurance, but it is too early to assess this likelihood. Investors will be kept informed of developments as they occur.

#### BGP Holdings - Extraordinary General Meeting - capital reduction approved

At the Company's Extraordinary General meeting on July 3, 2017 in Malta all resolutions were approved. Hence a capital reduction of EUR 136 million has been authorised which will be paid as a distribution around mid-October following the statutory three month creditors' objection period. This will amount to AUD 0.0207 per share.

#### BGP Holdings - Next Distribution

Following the first interim dividend of AUD 0.05860935 per share paid on February 7, 2017 a second distribution, around AUD 0.02 per share, is expected in Q3, when the formalities of a capital reduction are completed. After this the companies will be liquidated, a process which will take around two years due to residual obligations under the sale contracts. There should be no material returns from the final liquidation process.

# General Ledger

## Biddlecombe Pty Ltd

### Cash Basis

01/07/2020 - 30/06/2021

#### 6-4600 Rent

| Date          | Ref No   | Type     | Description                      | Debit            | Credit      | Balance            | GST Amt          | Qty | Avg Net |
|---------------|----------|----------|----------------------------------|------------------|-------------|--------------------|------------------|-----|---------|
| 14/08/2020    | SP000561 | Supp Pmt | Biddlecombe Pty Ltd Pension Fund | 372.00           |             | 372.00             | -37.20           |     |         |
| 08/09/2020    | SP000584 | Supp Pmt | Biddlecombe Pty Ltd Pension Fund | 2,144.80         |             | 2,516.80           | -214.48          |     |         |
| 20/10/2020    | SP000622 | Supp Pmt | Biddlecombe Pty Ltd Pension Fund | 5,547.50         |             | 8,064.30           | -554.75          |     |         |
| 11/11/2020    | SP000637 | Supp Pmt | Biddlecombe Pty Ltd Pension Fund | 5,757.68         |             | 13,821.98          | -575.77          |     |         |
| 07/12/2020    | SP000655 | Supp Pmt | Biddlecombe Pty Ltd Pension Fund | 5,538.00         |             | 19,359.98          | -553.80          |     |         |
| 11/01/2021    | SP000678 | Supp Pmt | Biddlecombe Pty Ltd Pension Fund | 5,478.00         |             | 24,837.98          | -547.80          |     |         |
| 09/02/2021    | SP000702 | Supp Pmt | Biddlecombe Pty Ltd Pension Fund | 5,606.91         |             | 30,444.89          | -560.69          |     |         |
| 24/03/2021    | SP000735 | Supp Pmt | Biddlecombe Pty Ltd Pension Fund | 5,409.55         |             | 35,854.44          | -540.95          |     |         |
| 13/04/2021    | SP000750 | Supp Pmt | Biddlecombe Pty Ltd Pension Fund | 5,400.71         |             | 41,255.15          | -540.07          |     |         |
| 18/05/2021    | SP000774 | Supp Pmt | Biddlecombe Pty Ltd Pension Fund | 5,607.50         |             | 46,862.65          | -560.75          |     |         |
| 10/06/2021    | SP000793 | Supp Pmt | Biddlecombe Pty Ltd Pension Fund | 5,536.55         |             | 52,399.20          | -553.65          |     |         |
| <b>Totals</b> |          |          |                                  | <b>52,399.20</b> | <b>0.00</b> | <b>52,399.20</b> ✓ | <b>-5,239.91</b> |     |         |



"The Rural Sales & Rental Specialists"  
Licensed Land & Business Agents

PO Box 487 Humpty Doo 0836  
Shop 1, Humpty Doo Central  
Freds Pass Road Humpty Doo 0836  
Ph (08) 8988 2343  
info@litchfieldrealty.com.au  
ACN 90 974 160 543

29 June 2021

Biddlecombe Ltd Pension Fund  
E: [maggie@biddlecombe.com.au](mailto:maggie@biddlecombe.com.au)

To Whom It May Concern;

A Real Estate Market Appraisal was carried out on an industrial/commercial premise at Lot 8917, No. 8 Tang Street, Coconut Grove, Town of Nightcliff on 23<sup>rd</sup> August 2021.

Based on the current downward trend in Real Estate prices due to the completion of the Inpex Gas Plant and the current Coronavirus issues a fair market value for the property would be in the price range of \$660,000 - \$690,000. **market value at 30 June 2021 - \$675,000 ✓**

With regard to Fair Market Rental for the Tang St property current rental rates for similar commercial properties range from \$140/m<sup>2</sup> to \$160/m<sup>2</sup> for internal building area and \$60 - \$100 for hard stand area.

Based on the area of the Building and allotment at 8 Tang St – Rental rates would be as follows:

\$140/m<sup>2</sup> x 300m<sup>2</sup> (Building Area) = \$42,000 PA

\$160/m<sup>2</sup> x 300m<sup>2</sup> (Building Area) = \$48,000 PA

**Fair value from \$53,700 to \$67,500**

\$60/m<sup>2</sup> x 195m<sup>2</sup> (Hard Stand) = \$11,700 PA

\$100/m<sup>2</sup> x 195m<sup>2</sup> (Hard Stand) = \$19,500 PA

**Received \$52,399 net of GST from related party during COVID19 period, ok**

Should any additional information be required please contact our office on 8988 2343.

Sincerely,

Ken Jones  
Licensed Land & Business Agent  
Auctioneer  
Litchfield Realty

## Last Listing description (August 2012)

### LARGE CBD OPPORTUNITY

Consisting of 6 tenancies this large building of 1163m2 is set on 2020m2 of prime CBD land. The property has been well maintained and updated over the years. Being zoned CB (Central Business) the property can be used for a wide variety of purposes. There is plenty of off street parking as well as parking on Hartley St. The property is currently returning \$232,400 per annum plus GST and Outgoings. The leases have various expiry dates and extensions. The property is in a sought after position adjacent the Alice Plaza and the Mall as well as busy Hartley St. The property may present development opportunities into the future. It is rare for such a property to become available. The solid return provided by this property could set up your future.

Enquire today to Andrew Doyle 0418 897 010

## Property History for 5 Hartley St, Alice Springs, NT 0870

A timeline of how this property has performed in the market

### Domain

[View full history](#)

Last Sold

**\$2,350,000**

30 Sep 2021

Listed for Rent

**\$696/w**

29 Sep 2011



30 Sep 2021

**Sold for \$2,350,000**



02 Oct 2012

**Sold for \$2,400,000**



08 Oct 2010

**Listed for Rent \$34,320 / year**



[Sign in](#) to see more transactions

### Domain

[View full history](#)

## About Alice Springs 0870

The size of Alice Springs is approximately 1.3 square kilometres. It has 3 parks covering nearly 11% of total area. The population of Alice Springs in 2011 was 347 people. By 2016 the population was 294 showing a population decline of 15.3% in the area during that time. The predominant age group in Alice Springs is 40-49 years. Households in Alice Springs are primarily childless couples and are likely to be repaying \$1400 - \$1799 per month on mortgage repayments. In general, people in Alice Springs work in a professional occupation. In 2006, 11.1% of the homes in Alice Springs were owner-occupied compared with 2.5% in 2011.

[Alice Springs Profile Page](#)

### Commute Calculator

Where to?

# Financial Summary

For the period Jul 2020 to Jun 2021

Owner: Biddlecombe Pty Ltd Pension Fund  
Property: 5 Hartley Street  
Ledger: 5 Hartley Street - Biddlecombe Pty Ltd Pension Fund  
Managed by: Roger Tebeck

## First National Commercial Real Estate Framptons

1/78 Hartley Street  
Alice Springs NT 0870  
Australia  
37887136443




Biddlecombe Pty Ltd Pension Fund  
PO Box 757  
NIGHTCLIFF NT 0814

|                                | Jul 2020         | Aug 2020         | Sep 2020         | Oct 2020        | Nov 2020         | Dec 2020         | Jan 2021         | Feb 2021         | Mar 2021        | Apr 2021         | May 2021        | Jun 2021         | Total               |
|--------------------------------|------------------|------------------|------------------|-----------------|------------------|------------------|------------------|------------------|-----------------|------------------|-----------------|------------------|---------------------|
| <b>Income</b>                  |                  |                  |                  |                 |                  |                  |                  |                  |                 |                  |                 |                  |                     |
| 101 - Rental Income            | 16,079.55        | 17,926.50        | 11,410.86        | 4,668.68        | 24,668.69        | 14,668.68        | 13,257.82        | 13,257.82        | 5,035.60        | 27,668.71        | 4,668.71        | 34,534.30        | 187,845.92          |
| GST                            | 1,607.95         | 1,792.65         | 1,141.09         | 466.87          | 2,466.86         | 1,466.87         | 1,325.78         | 1,325.78         | 503.56          | 2,766.87         | 466.87          | 3,453.43         | 18,784.58           |
| 130 - Recoverable Items        | 0.00             | 0.00             | 0.00             | 0.00            | 0.00             | 0.00             | 0.00             | 0.00             | 25.00           | 0.00             | 438.50          | 0.00             | 463.50              |
| GST                            | 0.00             | 0.00             | 0.00             | 0.00            | 0.00             | 0.00             | 0.00             | 0.00             | 2.50            | 0.00             | 43.85           | 0.00             | 46.35               |
| 161 - Outgoings                | 1,684.05         | 1,684.05         | 1,684.05         | 0.00            | 3,368.10         | 1,684.05         | 1,684.05         | 1,684.05         | 0.00            | 3,368.10         | 0.00            | 3,368.10         | 20,208.60           |
| GST                            | 168.41           | 168.41           | 168.41           | 0.00            | 336.82           | 168.41           | 168.41           | 168.41           | 0.00            | 336.82           | 0.00            | 336.82           | 2,020.92            |
| <b>Total Income</b>            | <b>17,763.60</b> | <b>19,610.55</b> | <b>13,094.91</b> | <b>4,668.68</b> | <b>28,036.79</b> | <b>16,352.73</b> | <b>14,941.87</b> | <b>14,941.87</b> | <b>5,060.60</b> | <b>31,036.81</b> | <b>5,107.21</b> | <b>37,902.40</b> | <b>208,518.02</b> ✓ |
| <b>Total GST</b>               | <b>1,776.36</b>  | <b>1,961.06</b>  | <b>1,309.50</b>  | <b>466.87</b>   | <b>2,803.68</b>  | <b>1,635.28</b>  | <b>1,494.19</b>  | <b>1,494.19</b>  | <b>506.06</b>   | <b>3,103.69</b>  | <b>510.72</b>   | <b>3,790.25</b>  | <b>20,851.85</b>    |
| <b>Total Inclusive Income</b>  | <b>19,539.96</b> | <b>21,571.61</b> | <b>14,404.41</b> | <b>5,135.55</b> | <b>30,840.47</b> | <b>17,988.01</b> | <b>16,436.06</b> | <b>16,436.06</b> | <b>5,566.66</b> | <b>34,140.50</b> | <b>5,617.93</b> | <b>41,692.65</b> | <b>229,369.87</b>   |
| <b>Expenses</b>                |                  |                  |                  |                 |                  |                  |                  |                  |                 |                  |                 |                  |                     |
| 312 - Cleaning                 | 0.00             | 0.00             | 0.00             | 200.00          | 0.00             | 0.00             | 0.00             | 0.00             | 0.00            | 1,322.73         | 0.00            | 0.00             | 1,522.73 ✓          |
| GST                            | 0.00             | 0.00             | 0.00             | 0.00            | 0.00             | 0.00             | 0.00             | 0.00             | 0.00            | 67.27            | 0.00            | 0.00             | 67.27               |
| 324 - R & M - Air Conditioning | 0.00             | 0.00             | 0.00             | 0.00            | 0.00             | 0.00             | 0.00             | 0.00             | 0.00            | 586.36           | 0.00            | 0.00             | 586.36 ✓            |
| GST                            | 0.00             | 0.00             | 0.00             | 0.00            | 0.00             | 0.00             | 0.00             | 0.00             | 0.00            | 58.64            | 0.00            | 0.00             | 58.64               |
| 328 - R & M - Glazing          | 0.00             | 0.00             | 0.00             | 0.00            | 0.00             | 0.00             | 0.00             | 0.00             | 0.00            | 0.00             | 1,100.00        | 0.00             | 1,100.00 ✓          |
| GST                            | 0.00             | 0.00             | 0.00             | 0.00            | 0.00             | 0.00             | 0.00             | 0.00             | 0.00            | 0.00             | 110.00          | 0.00             | 110.00              |
| 331 - R & M - Electrical       | 0.00             | 0.00             | 0.00             | 0.00            | 0.00             | 550.00           | 0.00             | 0.00             | 0.00            | 0.00             | 0.00            | 555.00           | 1,105.00 ✓          |
| GST                            | 0.00             | 0.00             | 0.00             | 0.00            | 0.00             | 55.00            | 0.00             | 0.00             | 0.00            | 0.00             | 0.00            | 55.50            | 110.50              |
| 332 - R & M - General          | 0.00             | 81.82            | 0.00             | 77.27           | 0.00             | 0.00             | 0.00             | 0.00             | 463.63          | 0.00             | 2,023.82        | 0.00             | 2,646.54 ✓          |
| GST                            | 0.00             | 8.18             | 0.00             | 7.73            | 0.00             | 0.00             | 0.00             | 0.00             | 46.37           | 0.00             | 202.38          | 0.00             | 264.66              |
| 334 - R & M - Locks & Keys     | 0.00             | 0.00             | 0.00             | 0.00            | 0.00             | 0.00             | 0.00             | 0.00             | 115.91          | 0.00             | 812.59          | 0.00             | 928.50 ✓            |
| GST                            | 0.00             | 0.00             | 0.00             | 0.00            | 0.00             | 0.00             | 0.00             | 0.00             | 11.59           | 0.00             | 81.26           | 0.00             | 92.85               |

|                                       |                  |                  |                  |                 |                  |                  |                  |                 |                 |                  |                 |                  |                   |   |
|---------------------------------------|------------------|------------------|------------------|-----------------|------------------|------------------|------------------|-----------------|-----------------|------------------|-----------------|------------------|-------------------|---|
| 336 - R & M - Plumbing                | 0.00             | 2,051.00         | 0.00             | 0.00            | 109.00           | 0.00             | 0.00             | 0.00            | 128.00          | 0.00             | 0.00            | 0.00             | 2,288.00          | ✓ |
| GST                                   | 0.00             | 205.10           | 0.00             | 0.00            | 10.90            | 0.00             | 0.00             | 0.00            | 12.80           | 0.00             | 0.00            | 0.00             | 228.80            |   |
| 361 - Outgoings - Council Rates       | 0.00             | 6,484.97         | 6,484.00         | 0.00            | 0.00             | 6,484.00         | 0.00             | 6,484.00        | 0.00            | 0.00             | 0.00            | 0.00             | 25,936.97         | ✓ |
| GST                                   | 0.00             | 0.00             | 0.00             | 0.00            | 0.00             | 0.00             | 0.00             | 0.00            | 0.00            | 0.00             | 0.00            | 0.00             | 0.00              |   |
| 362 - Outgoings - Water               | 266.63           | 63.80            | 53.17            | 55.63           | 53.17            | 53.17            | 53.35            | 0.00            | 118.92          | 0.00             | 121.38          | 62.98            | 902.20            | ✓ |
| GST                                   | 0.00             | 0.00             | 0.00             | 0.00            | 0.00             | 0.00             | 0.00             | 0.00            | 0.00            | 0.00             | 0.00            | 0.00             | 0.00              |   |
| 363 - Outgoings - Water & Sewerage    | 0.00             | 0.00             | 0.00             | 208.22          | 0.00             | 0.00             | 203.70           | 0.00            | 0.00            | 0.00             | 205.96          | 0.00             | 617.88            | ✓ |
| GST                                   | 0.00             | 0.00             | 0.00             | 0.00            | 0.00             | 0.00             | 0.00             | 0.00            | 0.00            | 0.00             | 0.00            | 0.00             | 0.00              |   |
| 364 - Outgoings - Insurance Premiums  | 0.00             | 0.00             | 0.00             | 0.00            | 6,692.06         | 0.00             | 0.00             | 0.00            | 0.00            | 0.00             | 0.00            | 0.00             | 6,692.06          | ✓ |
| GST                                   | 0.00             | 0.00             | 0.00             | 0.00            | 603.88           | 0.00             | 0.00             | 0.00            | 0.00            | 0.00             | 0.00            | 0.00             | 603.88            |   |
| 368 - Outgoings - Grounds Maintenance | 0.00             | 0.00             | 195.00           | 0.00            | 0.00             | 195.00           | 0.00             | 0.00            | 195.00          | 0.00             | 0.00            | 195.00           | 780.00            | ✓ |
| GST                                   | 0.00             | 0.00             | 19.50            | 0.00            | 0.00             | 19.50            | 0.00             | 0.00            | 19.50           | 0.00             | 0.00            | 19.50            | 78.00             |   |
| 374 - Outgoings - Security            | 0.00             | 414.02           | 207.01           | 207.01          | 0.00             | 207.01           | 414.02           | 0.00            | 207.01          | 414.02           | 0.00            | 414.02           | 2,484.12          | ✓ |
| GST                                   | 0.00             | 41.40            | 20.70            | 20.70           | 0.00             | 20.70            | 41.40            | 0.00            | 20.70           | 41.40            | 0.00            | 41.40            | 248.40            |   |
| 414 - Letting Fees                    | 0.00             | 0.00             | 0.00             | 0.00            | 0.00             | 751.81           | 0.00             | 0.00            | 0.00            | 0.00             | 0.00            | 0.00             | 751.81            | ✓ |
| GST                                   | 0.00             | 0.00             | 0.00             | 0.00            | 0.00             | 75.18            | 0.00             | 0.00            | 0.00            | 0.00             | 0.00            | 0.00             | 75.18             |   |
| 481 - Management Fees                 | 654.11           | 186.74           | 1,121.46         | 186.74          | 654.10           | 1,121.46         | 597.67           | 597.67          | 202.43          | 1,241.46         | 204.28          | 1,516.09         | 8,284.21          | ✓ |
| GST                                   | 65.42            | 18.68            | 112.16           | 18.68           | 65.42            | 112.16           | 59.77            | 59.77           | 20.24           | 124.15           | 20.42           | 151.61           | 828.48            |   |
| 483 - Administration Fee              | 7.00             | 7.00             | 7.00             | 7.00            | 7.00             | 7.00             | 7.00             | 7.00            | 7.00            | 7.00             | 7.00            | 7.00             | 84.00             | ✓ |
| GST                                   | 0.70             | 0.70             | 0.70             | 0.70            | 0.70             | 0.70             | 0.70             | 0.70            | 0.70            | 0.70             | 0.70            | 0.70             | 8.40              |   |
| <b>Total Expenses</b>                 | <b>927.74</b>    | <b>9,289.35</b>  | <b>8,067.64</b>  | <b>941.87</b>   | <b>7,515.33</b>  | <b>9,369.45</b>  | <b>1,275.74</b>  | <b>7,088.67</b> | <b>1,437.90</b> | <b>3,571.57</b>  | <b>4,475.03</b> | <b>2,750.09</b>  | <b>56,710.38</b>  |   |
| <b>Total GST</b>                      | <b>66.12</b>     | <b>274.06</b>    | <b>153.06</b>    | <b>47.81</b>    | <b>680.90</b>    | <b>283.24</b>    | <b>101.87</b>    | <b>60.47</b>    | <b>131.90</b>   | <b>292.16</b>    | <b>414.76</b>   | <b>268.71</b>    | <b>2,775.06</b>   |   |
| <b>Total Inclusive Expenses</b>       | <b>993.86</b>    | <b>9,563.41</b>  | <b>8,220.70</b>  | <b>989.68</b>   | <b>8,196.23</b>  | <b>9,652.69</b>  | <b>1,377.61</b>  | <b>7,149.14</b> | <b>1,569.80</b> | <b>3,863.73</b>  | <b>4,889.79</b> | <b>3,018.80</b>  | <b>59,485.44</b>  |   |
| <b>Profit</b>                         |                  |                  |                  |                 |                  |                  |                  |                 |                 |                  |                 |                  |                   |   |
| <b>Total Profit</b>                   | <b>16,835.86</b> | <b>10,321.20</b> | <b>5,027.27</b>  | <b>3,726.81</b> | <b>20,521.46</b> | <b>6,983.28</b>  | <b>13,666.13</b> | <b>7,853.20</b> | <b>3,622.70</b> | <b>27,465.24</b> | <b>632.18</b>   | <b>35,152.31</b> | <b>151,807.64</b> |   |
| <b>Total GST</b>                      | <b>1,710.24</b>  | <b>1,687.00</b>  | <b>1,156.44</b>  | <b>419.06</b>   | <b>2,122.78</b>  | <b>1,352.04</b>  | <b>1,392.32</b>  | <b>1,433.72</b> | <b>374.16</b>   | <b>2,811.53</b>  | <b>95.96</b>    | <b>3,521.54</b>  | <b>18,076.79</b>  |   |
| <b>Total Inclusive Profit</b>         | <b>18,546.10</b> | <b>12,008.20</b> | <b>6,183.71</b>  | <b>4,145.87</b> | <b>22,644.24</b> | <b>8,335.32</b>  | <b>15,058.45</b> | <b>9,286.92</b> | <b>3,996.86</b> | <b>30,276.77</b> | <b>728.14</b>   | <b>38,673.85</b> | <b>169,884.43</b> |   |
| <b>Transfers</b>                      | <b>0.00</b>      | <b>0.00</b>      | <b>0.00</b>      | <b>0.00</b>     | <b>0.00</b>      | <b>0.00</b>      | <b>0.00</b>      | <b>0.00</b>     | <b>0.00</b>     | <b>0.00</b>      | <b>0.00</b>     | <b>0.00</b>      | <b>0.00</b>       |   |
| <b>Owner Disbursement</b>             | <b>18,546.10</b> | <b>0.00</b>      | <b>18,191.91</b> | <b>0.00</b>     | <b>13,937.65</b> | <b>21,187.78</b> | <b>15,058.45</b> | <b>9,286.92</b> | <b>3,996.86</b> | <b>30,276.77</b> | <b>728.14</b>   | <b>38,673.85</b> | <b>169,884.43</b> |   |





LICENCED  
SELF CERTIFIER

Mobile  
0418 890 431

Ph. 08 8952 4485  
Fax. 08 8953 5501

gillenplumbing@bigpond.com

PO BOX 639  
ALICE SPRINGS  
0871

ABN 21 275 166 882

## TAX INVOICE

Framptons First National Commercial Real Estate

Invoice Date

19 Aug 2020

Invoice Number

GP31378

Reference

5 Hartley Street - WO: 1697

| Description   | Unit Price | GST                    | Amount AUD |
|---|------------|------------------------|------------|
| C/- Biddlecombe Pty Ltd Pension Fund  |            |                        |            |
| Work carried out to remove existing /<br>dispose of and supply / install new 15<br>litre Stiebel Eltron hot water unit<br>complete with associated valves,<br>fittings, altering pipework to suit and<br>electrical work. |            |                        |            |
| As Per Quote  | 1,789.00   | 10%                    | 1,789.00   |
|   |            | Subtotal               | 1,789.00   |
|   |            | Total GST 10%          | 178.90     |
|   |            | Invoice Total AUD      | 1,967.90   |
|   |            | Total Net Payments AUD | 0.00       |
|   |            | Amount Due AUD         | 1,967.90   |

Due Date: 26 Aug 2020

### Bank Details

BSB: 633 000

Account #: 147 479 562



## **ALICE SPRINGS TAP DOCTOR**

PO BOX 8847

ALICE SPRINGS NT 0871

PH: 0430717885/0419968866

ABN: 23 604 034 084

**TAX INVOICE NO:** 0001245

**DATE:** 21/5/21

**PURCHASE ORDER #** 0001990

**BILL TO:** Biddlecombe Pty Ltd Pension Fund  
C/O First National Commercial Real Estate Framptons  
1/78 Hartley Street  
Alice Springs NT 0870

### **DESCRIPTION:**

CASA, 5 Hartley Street, Alice Springs, NT 0870.

Removal and disposal of existing waste pump, supply and install new VADA Commercial Lifting Station for kitchen sink.

### **INCLUDES:**

- Labour
- Parts and materials
- Clean site and dispose of all waste

As per quote.

Due to unforeseen works we were required to remove end of kitchen cupboards to be able to remove existing faulty waste pump which also included reinstating end of kitchen cupboards to the cost of \$200.00.

**AMOUNT:** \$2,023.82

### **COMMENT:**

Please deposit funds into the following bank account details:

WESTPAC

ACCOUNT NAME: Alice Springs Tap Doctor

BSB: 035-303 ACCOUNT NO: 33-7911

**TERMS: PLEASE PAY WITHIN (7) DAYS**

**GST:** \$202.38

**TOTAL INC GST:** \$2,226.20

Alice Springs Tap Doctor  
PO Box 8847  
Alice Springs NT 0871  
alicespringstapdoctor@bigpond.com



# Alice Springs Locksmiths & Security Centre

81c Elder Street, Alice Springs, NT 0870, Securing the Alice Since 1982  
PO Box 2973, Alice Springs, NT 0871, sales@aslocks.com.au  
Ph: 08 8952 9966  
ABN: 98 009 638 822

Tax Invoice

E

Invoice No: 1072513

Date: 30-Apr-2021

Page: 1 of 1

**First National Real Estate Framptons**  
**PO Box 182**  
**Alice Springs NT 0870**

**Job Address:**  
**Contact: Arun Mathew**  
**5/5 Hartley Street**  
**roger.tebeck@framptons.com.au**

**ABN: 17 009 638 037**

Cust No: **FRA001**

Courier:

Order No: **ARUN**

Job No:

## Invoice Notes

Attend site, installed new cylinders and supplied 2 x 4.4 keys.

| Code              | Description   | Quantity | Unit Price | GST   | Line Price |
|-------------------|---|----------|------------|-------|------------|
| L002-1            | Labour - Locksmith Service Call<br>Allows for 1st 30 Mins | 1        | 100.00     | 9.09  | 100.00     |
| FA5290QSC (       | Oval 590 QCC Cylinder GMK Incl "X" Cam                    | 2        | 128.25     | 23.32 | 256.50     |
| X)<br>RSK-BL (NG1 | BiLock New Gen Restricted Key                             | 2        | 27.50      | 5.00  | 55.00      |
| 02)               |   |          |            |       |            |

Line item prices include GST

Final page

Payment Terms: 30 days from invoice date

Our account details for payments by bank transfer are:

Account Name: Alice Springs Locksmiths Account Number: ANZ, 015881 A/c 4868 65863

Please be sure that your bank payment has the Reference set to your account code "FRA001".

Sub Total: 374.09  
GST: 37.41  
Total: 411.50



# Alice Springs Locksmiths & Security Centre

81c Elder Street, Alice Springs, NT 0870, Securing the Alice Since 1982  
PO Box 2973, Alice Springs, NT 0871, sales@aslocks.com.au  
Ph: 08 8952 9966  
ABN: 98 009 638 822

Tax Invoice

Invoice No: **1072604**  
Date: **30-Apr-2021**  
Page: **1 of 1**

**First National Real Estate Framptons  
PO Box 182  
Alice Springs NT 0870**

**Job Address:**  
**Contact: Arun Mathew**  
**5/5 Hartley Street**  
**roger.tebeck@framptons.com.au**  
  
**ABN: 17 009 638 037**

Cust No: **FRA001**      Courier:  
Order No: **ARUN**      Job No:

## Invoice Notes

Supplied 11 x 4.4 keys and installed lever handle on outside.

| Code            | Description                    | Quantity | Unit Price | GST   | Line Price |
|-----------------|--------------------------------|----------|------------|-------|------------|
| RSK-BL (NG1 02) | BiLock New Gen Restricted Key  | 11       | 27.50      | 27.50 | 302.50     |
| L002-R1         | Labour - Locksmith Per 15 Mins | 1        | 30.00      | 2.73  | 30.00      |
| 4801/70SC       | LW SQ END FURN /CYL/LEVER      | 1        | 149.85     | 13.62 | 149.85     |

Line item prices include GST

Final page

Payment Terms: 30 days from invoice date

Our account details for payments by bank transfer are:

Account Name: Alice Springs Locksmiths      Account Number: ANZ, 015881 A/c 4868 65863

Please be sure that your bank payment has the Reference set to your account code "FRA001".

Sub Total: 438.50  
GST: 43.85  
Total: **482.35**





Tel: +61 8 8981 7066  
Fax: +61 8 8981 7493  
www.bdo.com.au

72 Cavenagh St  
Darwin NT 0800  
GPO Box 4640 Darwin NT 0801  
AUSTRALIA

## Tax invoice

|   |         |                  |
|---|---------|------------------|
| Biddlecombe Pty Ltd Pension Fund<br>PO Box 757<br>Nightcliff NT 0814<br><br>Via Email: <a href="mailto:maggie@biddlecombe.com.au">maggie@biddlecombe.com.au</a> | Invoice | 49236            |
|   | Date    | 02 February 2021 |
|   | Amount  | \$8,250.00       |

### OUR FEE SUMMARY

|         |                     |
|---------|---------------------|
| OUR FEE | \$7,500.00          |
| GST     | 750.00              |
| TOTAL   | <u>\$8,250.00</u> ✓ |

### PAYMENT TERMS: 14 DAYS FROM DATE OF INVOICE

Please return the section below with your payment and keep the main section for your records. Alternatively if paying via Direct Debit please remember to quote your Client Code and send remittance slip to [accounts.darwin@bdo.com.au](mailto:accounts.darwin@bdo.com.au)

Client Name Biddlecombe Pty Ltd Pension Fund

Client Code BID11 Invoice 49236

Cheque/money order for enclosed.

|          |           |
|----------|-----------|
| A/C Name | BDO (NT)  |
| Bank     | NAB       |
| Branch   | Darwin    |
| BSB      | 085-949   |
| A/C No.  | 739079271 |

## OUR FEE FOR PROFESSIONAL SERVICES RENDERED

Work performed for the period 1 April 2020 to 31 January 2021:-

Finalisation of the preparation of accounts and statements for the year ended 30 June 2020 including:-

Maintaining member and trustee records and associated accounting.

Processing of applications, contributions, benefits and distributions.

Production and distribution of reports, statements and forms to members and trustees.

Compliance with superannuation industry regulatory requirements.

Sundry associated discussions and meetings regarding the above.

OUR FEE \$7,300.00

Preparation and lodgement of the income tax return for the year ended 30 June 2020.

OUR FEE \$ 200.00 ✓

|               |                  |
|---------------|------------------|
| OUR TOTAL FEE | \$7,500.00       |
| GST           | 750.00           |
| TOTAL         | <hr/> \$8,250.00 |



Tel: +61 8 8981 7066  
Fax: +61 8 8981 7493  
www.bdo.com.au

72 Cavenagh St  
Darwin NT 0800  
GPO Box 4640 Darwin NT 0801  
AUSTRALIA

## Tax invoice

|  |         |              |
|--|---------|--------------|
| Biddlecombe Pty Ltd Pension Fund<br>PO Box 757<br>Nightcliff NT 0814<br><br>Via Email: maggie@biddlecombe.com.au | Invoice | 50132        |
|  | Date    | 30 June 2021 |
|  | Amount  | \$ 583.00    |

### OUR FEE SUMMARY

|         |                  |
|---------|------------------|
| OUR FEE | \$ 530.00 ✓      |
| GST     | 53.00            |
| TOTAL   | <u>\$ 583.00</u> |

### PAYMENT TERMS: 14 DAYS FROM DATE OF INVOICE

Please return the section below with your payment and keep the main section for your records. Alternatively if paying via Direct Debit please remember to quote your Client Code and send remittance slip to [accounts.darwin@bdo.com.au](mailto:accounts.darwin@bdo.com.au)

Client Name Biddlecombe Pty Ltd Pension Fund

Client Code BID11 Invoice 50132

Cheque/money order for enclosed.

|          |           |
|----------|-----------|
| A/C Name | BDO (NT)  |
| Bank     | NAB       |
| Branch   | Darwin    |
| BSB      | 085-949   |
| A/C No.  | 739079271 |

**OUR FEE FOR PROFESSIONAL SERVICES RENDERED**

Work performed for the period 1 February 2021 to 30 June 2021:-

Commencement of the preparation of accounts and statements for the year ended 30 June 2021 including:-

Maintaining member and trustee records and associated accounting.

Processing of applications, contributions, benefits and distributions.

Production and distribution of reports, statements and forms to members and trustees.

Compliance with superannuation industry regulatory requirements.

Sundry associated discussions and meetings regarding the above.

OUR FEE \$530.00

|         |                 |
|---------|-----------------|
| OUR FEE | \$ 530.00       |
| GST     | 53.00           |
| TOTAL   | <hr/> \$ 583.00 |



Tel: +61 8 8981 7066  
Fax: +61 8 8981 7493  
www.bdo.com.au

72 Cavenagh St  
Darwin NT 0800  
GPO Box 4640 Darwin NT 0801  
AUSTRALIA

## Tax invoice

|   |         |                  |
|---|---------|------------------|
| Biddlecombe Pty Ltd Pension Fund<br>PO Box 757<br>Nightcliff NT 0814<br><br>Via Email: <a href="mailto:maggie@biddlecombe.com.au">maggie@biddlecombe.com.au</a> | Invoice | 102771           |
|   | Date    | 02 February 2021 |
|   | Amount  | \$1,430.00       |

### OUR FEE FOR PROFESSIONAL SERVICES RENDERED

Audit of the superannuation fund's books for the  
year ended 30 June 2020.

|         |              |
|---------|--------------|
| OUR FEE | \$1,300.00   |
| GST     | 130.00       |
| TOTAL   | \$1,430.00 ✓ |

### PAYMENT TERMS: 30 DAYS FROM DATE OF INVOICE

Please return the section below with your payment and keep the main section for your records. Alternatively if paying via Direct Debit please remember to quote your Client Code and send remittance slip to [accounts.darwin@bdo.com.au](mailto:accounts.darwin@bdo.com.au)

Client Name Biddlecombe Pty Ltd Pension Fund

Client Code BID12 Invoice 102771

Cheque/money order for enclosed.

|          |                |
|----------|----------------|
| A/C Name | BDO Audit (NT) |
| Bank     | NAB            |
| Branch   | Darwin         |
| BSB      | 085933         |
| A/C No.  | 632938435      |



Australian Government

Australian Taxation Office

**Agent** M CARDELLINI & P MAHER  
TRUST & C J SCI  
**Client** THE TRUSTEE FOR  
BIDDLECOMBE PTY LTD  
PENSION FUND  
**ABN** 96 163 790 685

## Print instalment

| Account   | Period              | Document ID | GST accounting method |
|---|---------------------|-------------|-----------------------|
| Activity statement – 001 – THE TRUSTEE FOR BIDDLECOMBE PTY LTD PENSION FUND | Jul 2020 – Sep 2020 | 40672980322 | Cash                  |

|                  |                 |
|------------------|-----------------|
| Receipt ID       | Unavailable     |
| Date lodged      | 28 October 2020 |
| Payment due date | 28 October 2020 |

## Statement summary

| Description                                       | Reported Value | Owed to ATO | Owed by ATO |
|---|----------------|-------------|-------------|
| <b>Goods and services tax (GST)</b>               |                |             |             |
| 1A Owed to ATO                                    |                | \$6,659.00  |             |
| 1B Owed by ATO                                    |                |             | \$0.00      |
| G21 ATO instalment amount – GST instalment amount | \$6,659.00     |             |             |

## Amount owing to ATO

\$6,659.00

BPAY®



**Biller code** 75556

**Ref** 961637906858760

### Telephone and Internet Banking - BPAY®

Contact your bank or financial institution to make this payment from your cheque, savings, debit or credit card account.

For more information see [www.bpay.com.au](http://www.bpay.com.au)

Australia Post



Payment can be made in person at Australia Post outlets with cash, cheque or money order using the barcode below.

**Payment reference number**

961637906858760



\*171 961637906858760



Australian Government

Australian Taxation Office

**Agent** M CARDELLINI & P MAHER  
TRUST & C J SCI  
**Client** THE TRUSTEE FOR  
BIDDLECOMBE PTY LTD  
PENSION FUND  
**ABN** 96 163 790 685

## Print instalment

| Account   | Period              | Document ID | GST accounting method |
|---|---------------------|-------------|-----------------------|
| Activity statement – 001 – THE TRUSTEE FOR BIDDLECOMBE PTY LTD PENSION FUND | Oct 2020 – Dec 2020 | 40705728576 | Cash                  |

**Receipt ID** Unavailable  
**Date lodged** 02 March 2021  
**Payment due date** 02 March 2021

## Statement summary

| Description                                       | Reported Value | Owed to ATO | Owed by ATO |
|---|----------------|-------------|-------------|
| <b>Goods and services tax (GST)</b>               |                |             |             |
| 1A Owed to ATO                                    |                | \$6,659.00  |             |
| 1B Owed by ATO                                    |                |             | \$0.00      |
| G21 ATO instalment amount – GST instalment amount | \$6,659.00     |             |             |

## Amount owing to ATO

\$6,659.00

BPAY®



**Biller code** 75556

**Ref** 961637906858760

### Telephone and Internet Banking - BPAY®

Contact your bank or financial institution to make this payment from your cheque, savings, debit or credit card account.

For more information see [www.bpay.com.au](http://www.bpay.com.au)

Australia Post

Payment can be made in person at Australia Post outlets with cash, cheque or money order using the barcode below.

**Payment reference number**

961637906858760



\*171 961637906858760



Australian Government

Australian Taxation Office

**Agent** M CARDELLINI & P MAHER  
TRUST & C J SCI  
**Client** THE TRUSTEE FOR  
BIDDLECOMBE PTY LTD  
PENSION FUND  
**ABN** 96 163 790 685

## Print instalment

| Account   | Period              | Document ID | GST accounting method |
|---|---------------------|-------------|-----------------------|
| Activity statement – 001 – THE TRUSTEE FOR BIDDLECOMBE PTY LTD PENSION FUND | Jan 2021 – Mar 2021 | 40736682976 | Cash                  |

**Receipt ID** Unavailable  
**Date lodged** 28 April 2021  
**Payment due date** 28 April 2021

## Statement summary

| Description                                       | Reported Value | Owed to ATO | Owed by ATO |
|---|----------------|-------------|-------------|
| <b>Goods and services tax (GST)</b>               |                |             |             |
| 1A Owed to ATO                                    |                | \$0.00      |             |
| 1B Owed by ATO                                    |                |             | \$0.00      |
| G21 ATO instalment amount – GST instalment amount | \$0.00         |             |             |

## No amount payable

\$0.00

BPAY®



**Biller code** 75556

**Ref** 961637906858760

### Telephone and Internet Banking - BPAY®

Contact your bank or financial institution to make this payment from your cheque, savings, debit or credit card account.

For more information see [www.bpay.com.au](http://www.bpay.com.au)

Australia Post

Payment can be made in person at Australia Post outlets with cash, cheque or money order using the barcode below.

**Payment reference number**

961637906858760



\*171 961637906858760



Australian Government

Australian Taxation Office

**Agent** M CARDELLINI & P MAHER  
TRUST & C J SCI  
**Client** THE TRUSTEE FOR  
BIDDLECOMBE PTY LTD  
PENSION FUND  
**ABN** 96 163 790 685

## Print instalment

| Account   | Period              | Document ID | GST accounting method |
|---|---------------------|-------------|-----------------------|
| Activity statement – 001 – THE TRUSTEE FOR BIDDLECOMBE PTY LTD PENSION FUND | Apr 2021 – Jun 2021 | 40767864665 | Cash                  |

**Receipt ID** 5663782445  
**Date lodged** 21 July 2021  
**Payment due date** 28 July 2021

## Statement summary

| Description                                       | Reported Value | Owed to ATO | Owed by ATO |
|---|----------------|-------------|-------------|
| <b>Goods and services tax (GST)</b>               |                |             |             |
| 1A Owed to ATO                                    |                | \$1,673.00  |             |
| 1B Owed by ATO                                    |                |             | \$0.00      |
| G21 ATO instalment amount – GST instalment amount | \$1,673.00     |             |             |

## Amount owing to ATO

\$1,673.00

BPAY®



**Biller code** 75556

**Ref** 961637906858760

### Telephone and Internet Banking - BPAY®

Contact your bank or financial institution to make this payment from your cheque, savings, debit or credit card account.

For more information see [www.bpay.com.au](http://www.bpay.com.au)

Australia Post

Payment can be made in person at Australia Post outlets with cash, cheque or money order using the barcode below.

**Payment reference number**

961637906858760



\*171 961637906858760



**Agent** M CARDELLINI & P MAHER TRUST  
& C J SCI  
**Client** THE TRUSTEE FOR  
BIDDLECOMBE PTY LTD PENSION  
FUND  
**ABN** 96 163 790 685  
**TFN** 99 562 879

## Income tax 551

|                       |            |
|-----------------------|------------|
| <b>Date generated</b> | 22/10/2021 |
| <b>Overdue</b>        | \$0.00     |
| <b>Not yet due</b>    | \$0.00     |
| <b>Balance</b>        | \$0.00     |

## Transactions

2 results found - from **01 July 2020** to **22 October 2021** sorted by **processed date** ordered **newest to oldest**

| Processed date | Effective date | Description   | Debit (DR)  | Credit (CR) | Balance        |
|----------------|----------------|---|-------------|-------------|----------------|
| 19 Jan 2021    | 22 Jan 2021    | EFT refund for Income Tax for the period from 01 Jul 19 to 30 Jun 20                  | \$22,428.21 |             | \$0.00 ✓       |
| 18 Jan 2021    | 18 Jan 2021    | Tax return Self Man Superfund - Income Tax for the period from 01 Jul 19 to 30 Jun 20 |             | \$22,428.21 | \$22,428.21 CR |






## Activity statement 001

|                       |            |
|-----------------------|------------|
| <b>Date generated</b> | 22/10/2021 |
| <b>Overdue</b>        | \$0.00     |
| <b>Not yet due</b>    | \$0.00     |
| <b>Balance</b>        | \$0.00     |

## Transactions

14 results found - from **01 July 2020** to **22 October 2021** sorted by **processed date** ordered **newest to oldest**

| Processed date | Effective date | Description   | Debit (DR)   | Credit (CR) | Balance       |
|----------------|----------------|---|--------------|-------------|---------------|
| 12 Oct 2021    | 11 Oct 2021    | Payment received  |              | \$3,748.00  | \$0.00        |
| 11 Oct 2021    | 28 Oct 2021    | Original Activity Statement for the period ending 30 Sep 21 - GST Instalments | \$3,748.00   |             | \$3,748.00 DR |
| 21 Jul 2021    | 28 Jul 2021    | Original Activity Statement for the period ending 30 Jun 21 - GST Instalments | \$1,673.00 ✓ |             | \$0.00        |
| 7 Jul 2021     | 6 Jul 2021     | Payment received  |              | \$1,673.00  | \$1,673.00 CR |
| 2 May 2021     | 28 Apr 2021    | Original Activity Statement for the period ending 31 Mar 21                   |              | \$0.00      | \$0.00 ✓      |
| 7 Mar 2021     | 2 Mar 2021     | Original Activity Statement for the period ending 31 Dec 20 - GST Instalments | \$6,659.00 ✓ |             | \$0.00        |
| 18 Jan 2021    | 17 May 2021    | Original Activity Statement for the period ending 30 Jun 20 - GST             |              | \$11,645.00 | \$6,659.00 CR |
| 18 Jan 2021    | 21 Jan 2021    | EFT refund for GST for the period from 01 Apr 20 to 30 Jun 20                 | \$11,645.00  |             | \$4,986.00 DR |
| 8 Jan 2021     | 7 Jan 2021     | Payment received  |              | \$6,659.00  | \$6,659.00 CR |

| Processed date | Effective date | Description  | Debit (DR)   | Credit (CR) | Balance       |
|----------------|----------------|--|--|-------------|---------------|
| 21 Dec 2020    | 24 Dec 2020    | EFT refund for Activity Statement Payment for the period from 01 Jan 00 to 31 Dec 99 | \$953.94   |             | \$0.00        |
| 1 Nov 2020     | 28 Oct 2020    | Original Activity Statement for the period ending 30 Sep 20 - GST Instalments        | \$6,659.00  |             | \$953.94 CR   |
| 6 Oct 2020     | 5 Oct 2020     | Payment received   |  | \$6,659.00  | \$7,612.94 CR |
| 2 Aug 2020     | 28 Jul 2020    | Original Activity Statement for the period ending 30 Jun 20 - GST Instalments        | \$6,659.00   |             | \$953.94 CR   |
| 1 Jul 2020     | 30 Jun 2020    | Payment received   |  | \$6,659.00  | \$7,612.94 CR |

The Trustee for Biddlecombe Pty Ltd Pension Fund  
8 Tang Street  
Coconut Grove NT 0810

## TAX INVOICE

Marsh Pty Ltd  
ABN 86 004 651 512  
Level 4, 9 Cavanagh Street  
Darwin 0800  
Tel +61 8 8943 4400  
Fax +61 8 8981 9311  
www.marsh.com.au

Invoice No. 800-000822  
Date 17 March 2021  
Our Ref 001119  
Client Code 800-BIDDLEPL  
Policy No. 178RN00711COM  
Class Business Pack - New Policy  
Insured The Trustee for Biddlecombe Pty Ltd Pension Fund  
Period 12/03/2021 to 12/03/2022  
Situation 8 Tang Street , Coconut Grove NT 0810  
Insurer Allianz Australia Insurance Ltd  
Sydney NSW

### Your Adviser/s

Mitchell Sleigh

|            |          |   |
|------------|----------|---|
| Premium    | 1,636.63 | ✓ |
| FSL/ESL    | 0.00     |   |
| Fee        | 150.00   |   |
| GST        | 178.66   |   |
| Stamp Duty | 180.03   |   |

**TOTAL DUE \$2,145.32**

Refer overleaf for information about statutory notices, terms and conditions

New Business Insurance Policy 2021-2022

### PAYMENT OPTIONS

#### PAY IN FULL NOW

Total Due \$2,145.32 by 31/03/2021

\*BPAY and Card payments are limited to \$50,000 per transaction



Biller Code: 3269  
Ref: 880 302 8672

®Registered to BPAY Pty Ltd  
ABN 69 079 137 518

Telephone or Internet Banking - BPAY®  
Contact your bank or financial institution  
to make this payment from your cheque,  
savings, debit, credit card or transaction  
account. More Info: [www.bpay.com.au](http://www.bpay.com.au).



Visa/MasterCard/Amex – [www.marsh.com/au/payonline](http://www.marsh.com/au/payonline)  
Payment reference 880 302 8672. A 1% surcharge fee (including  
GST) applies

EFT  
ONLY Bank: Commonwealth Bank  
BSB: 066-774

Acct: 80 302 8672  
Ref: 800-BIDDLEPL

OR

#### PAY BY THE MONTH



To proceed, complete your Application online at:

<https://hpf.online/Op004c361e>

**10 monthly instalments of \$232.40**

Initial instalment \$277.40

Includes an application fee of \$45.00

Total Amount Payable \$2,369.03

Includes application fee and interest charges

Application No. 70051898

**INFORMATION RELATING TO YOUR INVOICE**

Unless we have expressly indicated in correspondence that your policy has already been automatically renewed, then only if you have paid your premium in full and the insurer has accepted your insurance policy, will cover commence on the effective date of your policy.

If you are registered for GST purposes, your input tax credit entitlement is, or is based on, the GST amount shown. In accordance with the GST law relating to insurance premiums, the GST amount will be less than 1/11th of the total amount payable. This document will be a tax invoice for GST when you make a payment.

We will keep the interest (if any) earned in our trust account from money paid by you in connection with a financial service or a financial product that has, may or will be provided, to you.

In the event of any refund of premium being allowed for the cancellation or adjustment of this insurance policy, we reserve the right to retain all brokerage, fees and charges.

|                                  |  |                  |
|----------------------------------|--|------------------|
| <b>NAMED INSURED</b>             | The Trustee for Biddlecombe Pty Ltd Pension Fund   |                  |
| <b>ABN AND ITC DETAILS</b>       | ABN 96 163 790 685   | ITC 100%         |
| <b>BUSINESS</b>                  | Property Owners- <b>Commercial office Building</b>   |                  |
| <b>SITUATION and/or PREMISES</b> | 8 Tang Street, Coconut Grove NT 0810   |                  |
| <b>PERIOD OF INSURANCE</b>       | From: 12 <sup>th</sup> March 2021 at 4 PM Local Time<br>To: 12 <sup>th</sup> March 2022 at 4 PM Local Time |                  |
| <b>SUMMARY OF COVER</b>          | Material Loss or Damage  | Insured          |
|                                  | Glass  | Not Insured      |
|                                  | Business Interruption  | Not Insured      |
|                                  | Burglary   | Not Insured      |
|                                  | Money  | Not Insured      |
|                                  | Public/Products Liability  | Insured          |
|                                  | Fidelity Guarantee (Employee Dishonesty)   | Not Insured      |
|                                  | Electrical/Mechanical Breakdown  | Not Insured      |
|                                  | Computer/Electronic Equipment Breakdown  | Not Insured      |
|                                  | General Property   | Not Insured      |
| <b>MATERIAL LOSS OR DAMAGE</b>   | Building inc Fixtures and Fittings   | \$650,000        |
|                                  | Machinery, Plant and All Other Contents  |                  |
|                                  | Including Computers and Electronic Equipment   | \$Not Insured    |
|                                  | Stock In Trade, Customers Goods  | \$Not Insured    |
|                                  | <b>Sub Limits</b>  |                  |
|                                  | Accidental Damage – Lesser of sum insured or   | \$Insured        |
|                                  | Removal of Debris  | \$Insured        |
|                                  | Flood ( <i>see definition below</i> )  | \$Insured        |
|                                  | <b>EXCESS (Earthquake)</b>   | As per Schedule  |
|                                  | <b>EXCESS (All other claims)</b>   | \$500 each claim |
| <b>GLASS</b>                     | Breakage of Fixed Glass  | \$Not Insured    |
| <b>BUSINESS INTERRUPTION</b>     |  | \$Not Insured    |
| <b>BURGLARY</b>                  |  | \$Not Insured    |
| <b>MONEY</b>                     |  | \$Not Insured    |

**PUBLIC/PRODUCTS  
LIABILITY****Limits of Liability**

|                    |  |
|--------------------|--|
| Public Liability   | \$20,000,000 any one occurrence  |
| Products Liability | \$0 any one occurrence and in the aggregate during any one period of insurance |

|  |     |
|--|-----|
| Property in Your physical or legal control | \$0 |
|--|-----|

|               |   |
|---------------|---|
| <b>EXCESS</b> | \$500 each Property Damage/ Personal Injury Claim |
|---------------|---|

**FIDELITY GUARANTEE  
(Employee Dishonesty)**

\$Not Insured

**ELECTRICAL/  
MECHANICAL BREAKDOWN**

\$Not Insured

**COMPUTER/ELECTRONIC  
EQUIPMENT BREAKDOWN**

\$Not Insured

**GENERAL PROPERTY**

\$Not Insured

**POLICY WORDING  
AND CONDITIONS**

Insurer's Standard Wording – policy wording

Clauses/ Endorsements attached/to be agreed.

**PLEASE REFER (BELOW) FOR ANY APPLICABLE ENDORSEMENTS/CLAUSES**



## Endorsement

### Discharge of hazardous waste

The following exclusion is added to the Specific exclusions applicable to this Section.

#### Discharge of hazardous waste

the discharge of any hazardous waste without the required permit and/or in contravention of the requirements stated in the required permit. However, this exclusion will not apply if You are in possession of the required permit and the discharge occurred unexpectedly and unintentionally from Your standpoint.

### Property in Your care, custody or control

Specific exclusions applicable to this Section (16) Property in Your care, custody or control is deleted and replaced with the following:

#### Property in Your care, custody or control

Property Damage to property in Your care custody or control other than:

- a Buildings tenanted, leased or hired by You;
- b Vehicles (other than Vehicles owned or used by You or on Your behalf ) in Your care custody or control but only whilst such Vehicles are in a car park owned or operated by You other than for income or reward as a car park operator; or
- c Your directors', employees' and visitors' clothing and personal effects.

### Property Owner Endorsement

the following exclusion is added to Specific exclusions applicable to this Section:

#### Property owner only

any business, profession, trade or manufacturing operations (other than as owners of property the subject of this policy) conducted by You or on Your behalf.

## IMPORTANT INFORMATION

### Your Insurance Contract

#### DUTY OF DISCLOSURE

Before you enter into an insurance contract, you have a duty of disclosure under the Insurance Contracts Act 1984. You have a duty to tell us anything that you know, or could reasonably be expected to know, may affect the insurer's decision to insure you and on what terms. You have this duty until the insurer agrees to insure you. You have the same duty before you renew, extend, vary or reinstate an insurance contract.

If we ask you questions that are relevant to the insurer's decision to insure you and on what terms, you must tell us anything that you know and that a reasonable person in the circumstances would include in answering the questions.

Also, we may give you a copy of anything you have previously told us and ask you to tell us if it has changed. If we do this, you must tell us about any change or tell us that there is no change. If you do not tell us about a change to something you have previously told us, you will be taken to have told us that there is no change.

You do not need to tell us anything that reduces the risk insured, is common knowledge, the insurer knows or should know as an insurer or the insurer waives your duty to tell them about.

#### IF YOU DO NOT TELL US SOMETHING

If you do not tell us anything you are required to, the insurer may cancel your contract or reduce the amount it will pay you if you make a claim, or both. If your failure to tell us is fraudulent, the insurer may refuse to pay a claim and treat the contract as if it never existed.

#### DUTY OF DISCLOSURE – OTHER CONTRACTS

In relation to policies which are not governed by the Insurance Contracts Act 1984 such as marine insurance (other than marine inland transit insurance and pleasure craft insurance) and insurance required by statute, the insured still owes a duty of disclosure to the insurer. This is a duty to disclose to the insurer before the contract is concluded, every material circumstance which is known to the insured. Every circumstance is material which would influence the judgment of a prudent insurer in fixing the premium or determining whether they will take the risk. The insurer may avoid the contract from inception if the insured fails to make such disclosure. In the case of insurance required by statute, such as compulsory third party motor vehicle insurance, the insurer may have rights of recovery against the insured in the event of misrepresentation, misstatement or non-disclosure.

#### DUTY OF DISCLOSURE - SUBSIDIARY AND ASSOCIATED COMPANIES

Cover which is arranged for subsidiary and/or associated companies in addition to named insureds.

If you enter into a contract of insurance on behalf of any subsidiary and/or related company of the named insured, that subsidiary and/or related company has the same duty of disclosure as the named insured. We recommend that you ensure that each subsidiary and/or related company is made aware of the duty of disclosure and given an opportunity to make any necessary disclosures.

#### ESSENTIAL READING OF POLICY WORDING

We will provide you with a full copy of your policy as soon as it is received from the insurer.

It is essential that you read this document without delay and advise us in writing of any aspects which are not clear or where the cover does not meet with your requirements.

#### CHANGE OF RISK OR CIRCUMSTANCES

It is vital that you advise the insurer of any changes to your company's usual business. For example, insurers must be advised of any

- mergers or acquisitions,
- changes in occupation or location,
- new products or services, or
- new overseas activities.

**Please contact us if you are in doubt as to whether to notify your insurer of a change in business operations.**

Your duty to disclose applies also when you amend, alter, vary or endorse a policy.

#### HOLD HARMLESS AGREEMENTS, CONTRACTING OUT, REMOVAL OF SUBROGATION OF RIGHTS

You may prejudice your rights to a claim if, without prior agreement from your insurer, you make any agreement that could prevent the insurer from recovering the loss from a third party. These 'hold harmless' clauses are often found in leases, licences and contracts for maintenance, supply, construction and repair.

#### INSURING THE INTERESTS OF OTHER PARTIES

If you require the interest of another party to be covered by the policy, you MUST request this. Most policies will attempt to exclude indemnity to other parties (e.g. mortgagees, lessors, principals etc.) unless their interest is expressly noted on the policy. This is not applicable to Professional Indemnity or Directors & Officers policies.



## GENERAL ADVICE WARNING

It is important that you understand and are happy with the policies we arrange for you. Any recommendations we have made have been based on a consideration of the premium quoted and the scope of cover offered by an insurer. We can give you general information to help you decide but unless we have specified otherwise, we have not advised you on whether the terms are specifically appropriate for your individual objectives, financial situation or needs. We therefore recommend that you should carefully read the relevant Product Disclosure Statement and other information we provide before deciding.

## NSW STAMP DUTY EXEMPTION

From 1 January 2018, some small businesses with an aggregated annual turnover of less than \$2 million may be exempt from NSW stamp duty on commercial motor vehicle, commercial aviation, occupational indemnity or public/product liability insurance policies. (\*aggregated turnover is your Australia wide annual turnover plus the annual turnover of any businesses that are your affiliates or are connected with you). To apply for an exemption or a refund please contact us for a copy of the 'NSW Insurance Duty - Small Business Exemption Declaration Form' if one has not been provided to you.

## AVERAGE/UNDER INSURANCE (BUSINESS INTERRUPTION)

Some policies contain an Average/Co-Insurance clause which is fully set out in the 'Basis of Cover' or 'Policy Specification' of the policy. For the types of cover usually provided, the Average/Co-Insurance calculation is arrived at by applying the Rate of Gross Profit, Revenue or Rentals (as applicable) to the Annual Turnover, Revenue or Rentals (as applicable). These factors first being appropriately adjusted as provided for in the 'Trend of Business' or 'Other Circumstances' clause.

If you are in any doubt about the application of this clause to your policy, please contact us for assistance.

## AVERAGE/UNDER INSURANCE

Home buildings and contents, fire, industrial special risks and other policies often contain an average clause. This means that you should insure for full value which may be replacement, indemnity or market value depending on the type of insurance cover arranged. If you are under insured your claim may be reduced in proportion to the amount of under-insurance. A simple example, illustrating the basic principle, application and effect of the Average/Under Insurance Clause is as follows:

| EXAMPLE  |             |
|--|-------------|
| • Full Value at commencement date  | \$1,000,000 |
| • Sum Insured at policy commencement date  | \$700,000   |
| \$700K/\$1M - insurer pays 70% of any insured loss & insured retains balance of 30%                          |             |
| • Amount of Claim, say   | \$100,000   |
| • Amount payable by Insurers as a result of the application of Average/Co-Insurance (being 70% of \$100,000) | \$70,000    |

## WORKERS COMPENSATION

If you have arranged a business package or composite type policy through us it will not include Workers' Compensation insurance. This must be arranged as a standalone contract as per the various State/Territory legislative requirements. It is compulsory for employers to have Workers' Compensation insurance in place to cover work related injuries to their employees and workers. You must also ensure your agents, employees and contractors meet all of these requirements. If you are in doubt regarding this notice, please contact us for assistance.

## SEVERAL LIABILITY

Where your policy cover is provided by more than one insurer it is important to note that each insurer is only responsible to the extent of their individual subscription and there is no obligation for that insurer to make up the shortfall of any other subscribing insurer in a claim or return premium payment.

## NEW CLAIMS / UNREPORTED LOSSES

Any quotation we have obtained on your behalf is based on the understanding that there will be no deterioration in the claims experience between the date insurers quoted their terms and the inception date of the cover. If claims do occur during this period, insurers have the right to revise the terms quoted or even withdraw their quotation. Please let us know whether there are any losses which have occurred that have not been reported to us/insurers, whether you intend making a claim or not.

## CONFIRMATION OF TRANSACTION

You may contact us by telephone or in writing to confirm any transaction under your policy, such as renewals and endorsements. If necessary, we will obtain the information for you from the insurer.

## REFUND OF PREMIUMS

In the event of any refund premium being allowed for the cancellation or adjustment of this insurance policy, we reserve the right to retain all brokerage, fees and charges.

#### PRIVACY POLICY

We value your privacy and are committed to handling your personal information in accordance with the Australian Privacy Principles and Privacy Act. Full details of how we collect, hold, use and disclose personal information is detailed in our [Privacy Policy](#). Contact your Adviser if you require a copy, or email [privacy.australia@marsh.com](mailto:privacy.australia@marsh.com).

#### RECEIVING INFORMATION ABOUT OTHER PRODUCTS AND SERVICES

We may, from time to time, offer you information about products and services which may be of interest to you. Please notify us if you do not wish to receive such additional information.

#### FINANCIAL SERVICES GUIDE (FSG)

For information about the services offered and to assist you in making a decision whether to use any of our services go to <https://www.marsh.com/au/financial-services-guide.html> to download the Marsh Pty Ltd FSG.

#### Commission

The Premium shown on the tax invoice includes commission received from the insurer.

**IF YOU REQUIRE A FURTHER EXPLANATION FOR ANY THE ABOVE INFORMATION, PLEASE CONTACT US IMMEDIATELY.**

Biddlecombe Pty Ltd  
PO Box 757  
Nightcliff NT 0814

Thompson Nominees (NT) Pty Ltd  
T/As Insurance Solutions NT  
P: 08 8952 3133 F: 08 8952 6171  
E: info@insurancesolutionsnt.com.au  
PO Box 1621  
Alice Springs NT 0871

## Tax Invoice Renewal Transfer

This document will be a tax invoice for GST when payment is made in full

|               |  |                                 |              |
|---------------|--|---------------------------------|--------------|
| Invoice Date: | 09/09/2020                                       | Total Amount Due:               | \$7,295.94   |
| Invoice No:   | 3338161  | Payment Due:                    | 03/10/2020   |
| Insured Name: | BIDDLECOMBE PTY LTD ATF BIDDLECOMBE PENSION FUND |                                 |              |
| Policy Type:  | Vero Business Insurance                          | Premium:                        | \$5,938.79 ✓ |
| Policy No:    | SPX094194173                                     | Emergency/Fire Services Levies: | \$0.00       |
| Period:       | From 03/10/2020 to 03/10/2021                    | Stamp Duty:                     | \$653.27     |
| Insurer:      | AAI Limited (Vero)                               | Insurer Admin Fee:              | \$0.00       |
|               | ABN: 48 005 297 807                              | Adviser Fee:                    | \$100.00     |
|               |  | Total GST:                      | \$603.88     |
|               |  | Total Amount Due:               | \$7,295.94   |

**Notes:** Thank you for choosing Insurance Solutions NT to take care of your insurance needs. We ask that you carefully read through your invoice, schedule and important information on page 2.  
20/21 Renewal

Authorised Representative of Resilium Insurance Broking Pty Ltd | ABN 92 169 975 973 | AFSL 460382

**Payment Due** 03/10/2020  
**Pay annual total via DEFT** \$7,295.94

Biddlecombe Pty Ltd  
Invoice No: 3338161



**Biller Code: 20362**  
**Ref: 403675233381615**

Contact your participating Financial institution to make a payment from your cheque or savings account



**Pay by credit card**  
<http://payonce.deft.com.au> or 1800 672 162  
Credit card payments attract a surcharge.  
Credit card reference: **403675233381615**

### Pay monthly via Premium Funding

If you would like to assist your cashflow by paying in monthly instalments, call your adviser to obtain a premium funding quotation.



\*498 403675 233381615

For more information about how to pay, please see the reverse of this notice.



# Important Information

Please read the following important information. Please contact your Broker Representative if there is anything you do not understand, or if you have any questions.

## YOUR DUTY OF DISCLOSURE

Before you enter into a contract of general insurance with an Insurer, you have a duty under the Insurance Contracts Act, to disclose to the Insurer every matter that you know, or could reasonably be expected to know, that is relevant to the Insurer's decision whether to accept the risk of the insurance, and if so on what terms. You have the same duty to disclose those matters to the Insurer before you renew, extend, vary or reinstate this policy. Your duty, however, does not require disclosure of a matter:

That diminishes the risk undertaken by the Insurer;  
That is of common knowledge;  
That your Insurer knows, or in the ordinary course of their business ought to know; and  
as to which compliance with your duty is waived by the Insurer

If you fail to comply with your duty of disclosure, the Insurer may be entitled to reduce their liability under your policy in respect of a claim or they may cancel the policy or do both. If your non-disclosure is fraudulent, the Insurer may also have the option of avoiding the contract from its beginning.

For insurances required by statute, such as CTP motor vehicle insurance and workers compensation, the Insurer may be able to recover against the Insured in the event of misrepresentation, misstatement or non-disclosure.

## DUTY OF GOOD FAITH

Both parties to an insurance contract, the insurer and the insured, must act towards each other with the utmost good faith. If you fail to do so, the insurer may be able to cancel your insurance. If the insurer fails to do so, you may be able to sue the insurer.

## UNDER INSURANCE

Your contract of insurance may contain an average or under insurance provision. This means that if you under insure, you will have to bear part of any loss yourself.

## SUBROGATION AND/OR HOLD HARMLESS AGREEMENTS

You can prejudice your rights to claim under your insurance if you make any agreement with a third party that will prevent or limit the Insurer from recovering the loss from that party (or another party who would otherwise be liable). This can occur when you sign a contract containing an indemnity clause, "hold harmless" clause or a release – unless you obtain the Insurer's consent in advance. These agreements are often found in leases, in property management contracts, in maintenance or supply contracts from burglar alarm or fire protection installers and in repair contracts

## INSURING THE INTEREST OF OTHER PARTIES

If you require another party to be covered by your policy, you must request this in advance. Most policy conditions will not provide indemnity to other parties (e.g. mortgagees, lessors, principals etc.) unless their interest is noted on the policy.

## CLAIMS MADE POLICIES

Some policies (for example, professional indemnity insurance) are "claims made" policies. This means that claims that are first advised to you (or made against you) and reported to your insurer during the period that the policy is current are insured under that policy, irrespective of when the incident causing the claim occurred (unless there is a date beyond which the policy does not cover – this is called a "retroactive date"). If you become aware of circumstances which could give rise to a claim and notify the insurer during the period that the policy is current, a claim later arising out of those circumstances should also be covered by the policy that is current at the time of the notification, regardless of when the claim

is actually made or when the incident causing the claim occurred

In order to ensure that your entitlement to claim under the policy is protected, you must report all incidents that may give rise to a claim against you to the Insurers without delay after they come to your attention and before the policy expires.

## CANCELLATION OF YOUR POLICY.

If there is a refund or reduction of your premium as a result of a cancellation or alteration to a policy or based on a term of your policy (such as a premium adjustment provision), we will retain any fee we have charged you. We will also retain commission depending on our arrangements with the insurer or charge you a cancellation fee equal to the reduction in commission. We will also retain any adviser fee we have charged you. Refunds processed via EFT will not incur any processing fee, however, any refunds paid via cheque will incur a \$55 fee.

## NON-PAYMENT - Annual Payments

If this invoice is unpaid after 30 days, we will advise the insurer that the policy is unpaid. The insurer may cancel the policy and/or pursue payment from you.

## NON-PAYMENT – By Instalments

If you are paying the premium for this policy by instalments then, if an instalment of the premium remains unpaid for a period of at least:

1. 14 days, your insurer may refuse to pay a claim; or
2. one month, your insurer may cancel this policy.

Your insurer reserves the right to cancel any direct debit arrangement between you if one or more debits are returned unpaid by your financial institution.

## PRIVACY

We appreciate privacy is important to you. We are committed to protecting your personal information. For further information, please refer to our Privacy Statement by visiting [www.resilium.com.au/privacy](http://www.resilium.com.au/privacy) or call us on 1300 763 495



### Internet

Pay over the Internet from your credit card at <https://payonce.deft.com.au>

Resilium Insurance Broking accepts Mastercard, Visa, American Express & Diners Club Cards.

Payments by credit card attract a surcharge.



Contact your participating Financial institution to make a payment from your cheque or savings account.

You will be required to enter the Biller Code and BPAY reference number as detailed on the front of your invoice.



### Telephone

Pay by phone from your credit card. Call **1800 672 162** to make a payment.

Resilium Insurance Broking accepts Mastercard, Visa, American Express & Diners Club Cards.

The phone payment line is a 24-hour service. Calls are charged at the cost of a local call (mobiles extra).

Payments by credit card attract a surcharge.



### In Person

Payments can be made at any Post Office by cash (up to \$9,999.99), cheque or EFTPOS.

Please present page intact at any Post Office in Australia. Payments may be made cash, cheque or EFTPOS.

Please make cheques payable to 'Resilium Insurance Broking Pty Ltd'.

### Premium Funding Instalments

Premium Funding Instalments are provided by an approved third party and allow you to pay for your insurance in instalments.

The total amount payable will be higher if you choose to pay by monthly instalments which includes an additional fixed interest charge and/or application fee over the term of the facility. This is charged by the third-party provider and is not an additional charge by Resilium Insurance Broking Pty Ltd.

## Schedule of Insurance

=====

|        |                         |
|--------|-------------------------|
| POLICY | Vero Business Insurance |
|--------|-------------------------|

=====

|        |   |
|--------|---|
| ISSUER | AAI Limited ABN 48 005 297 807 AFSL<br>230859 trading as Vero Insurance |
|--------|---|

|                |                   |
|----------------|-------------------|
| POLICY BOOKLET | V10728 23-05-19 A |
| SPDS           | V10162 12-08-17 A |

|               |              |
|---------------|--------------|
| POLICY NUMBER | SPX094194173 |
|---------------|--------------|

|            |   |
|------------|---|
| INSURED(S) | BIDDLECOMBE PTY LTD<br>BIDDLECOMBE PENSION FUND |
|------------|---|

|                  |   |
|------------------|---|
| BUSINESS ADDRESS | 5 HARTLEY STREET<br>Alice Springs NT 0870 |
|------------------|---|

|                     |                                    |
|---------------------|------------------------------------|
| PERIOD OF INSURANCE | 03/10/2020 to 4:00pm on 03/10/2021 |
|---------------------|------------------------------------|

|                |            |
|----------------|------------|
| EFFECTIVE DATE | 03/10/2020 |
|----------------|------------|

|                      |                                   |
|----------------------|-----------------------------------|
| BUSINESS DESCRIPTION | PROPERTY OWNER OF OFFICE BUILDING |
|----------------------|-----------------------------------|

Cover has been provided on the basis of the following information which you have provided to us. Please check that the details are correct and advise us of any amendments.

\* You have advised us that no director(s), business partner(s) or owner(s) of the Business or other person(s) covered under this policy has had insurance cancelled in the last 5 years.

\* You have advised us that no director(s), business partner(s) or owner(s) of the Business or other person(s) covered under this policy has been refused insurance or had a policy declined in the last 5 years.

\* You have advised us that no director(s), business partner(s) or owner(s) of the Business or other person(s) covered under this policy have been convicted of a criminal offence.

\* You have advised us that no director(s), business partner(s) or owner(s) of the Business or other person(s) covered under this policy has been declared bankrupt, or has been involved in a business that has been put into receivership or liquidation, in the last 5 years.

=====

WHAT IS COVERED

=====

|          |   |
|----------|---|
| PREMISES | 5 HARTLEY STREET<br>Alice Springs NT 0870 |
|----------|---|

WHAT YOU HAVE TOLD US

-----

|              |                             |
|--------------|-----------------------------|
| Occupied as: | Business management service |
|--------------|-----------------------------|

|   |   |
|---|---|
| The construction type of your building is made up of: | External Walls: Concrete<br>Floor: Concrete/Brick<br>Roof: Iron/Steel/Aluminium |
|---|---|

|  |  |
|--|--|
| The security of your building consists of: | Locks or Swipecards with alarm monitored by security coy |
|--|--|

|                                   |  |
|-----------------------------------|--|
| The location of your building is: | Street fronted property in retail area (not shopping |
|-----------------------------------|--|

centre)

Does the building have sprinklers?

No

#### PROPERTY DAMAGE

=====

|          | INSURED AMOUNT |
|----------|----------------|
| Building | \$4,131,082    |
| Contents | Not Insured    |
| Stock    | Not Insured    |

#### Other Items

|                                |           |
|--------------------------------|-----------|
| - PROFESSIONAL FEES            | \$19,749  |
| - REMOVAL OF DEBRIS            | \$131,677 |
| - EXTRA COSTS OF REINSTATEMENT | \$32,918  |

|                              |   |
|------------------------------|---|
| Reinstatement or Replacement | Y |
| Indemnity                    | N |

|        |         |
|--------|---------|
| EXCESS | \$2,000 |
|--------|---------|

#### YOU HAVE TOLD US THAT

-----

|   |             |
|---|-------------|
| What year was the building constructed? | 1980 - 1987 |
|---|-------------|

|       |             |
|-------|-------------|
| THEFT | Not Insured |
|-------|-------------|

|       |             |
|-------|-------------|
| MONEY | Not Insured |
|-------|-------------|

#### GLASS

=====

|       | INSURED AMOUNT    |
|-------|-------------------|
| GLASS | Replacement Value |

|        |       |
|--------|-------|
| EXCESS | \$250 |
|--------|-------|

|                       |             |
|-----------------------|-------------|
| BUSINESS INTERRUPTION | Not Insured |
|-----------------------|-------------|

#### PUBLIC AND PRODUCTS LIABILITY

=====

|                                     | LIMIT OF LIABILITY |
|-------------------------------------|--------------------|
| Public Liability                    | \$10 Million       |
| Products Liability                  | \$10 Million       |
| Property in Your Custody or Control | \$250,000          |

|                                     |       |
|-------------------------------------|-------|
| EXCESS                              |       |
| Public Liability                    | \$500 |
| Products Liability                  | \$500 |
| Property in Your Custody or Control | \$500 |

|                      |             |
|----------------------|-------------|
| MANAGEMENT LIABILITY | Not Insured |
|----------------------|-------------|

|                             |             |
|-----------------------------|-------------|
| PORTABLE AND VALUABLE ITEMS | Not Insured |
|-----------------------------|-------------|

|                     |             |
|---------------------|-------------|
| EQUIPMENT BREAKDOWN | Not Insured |
|---------------------|-------------|

|           |             |
|-----------|-------------|
| TAX PROBE | Not Insured |
|-----------|-------------|

|                  |             |
|------------------|-------------|
| COMMERCIAL MOTOR | Not Insured |
|------------------|-------------|

#### YOUR DUTY OF DISCLOSURE

=====

Before you enter into an insurance contract, you have a duty to tell us anything that you know, or could reasonably be expected to know, that may affect our decision to insure you and on what terms. You have this duty until we agree to insure you. You have the same duty before you renew, extend, vary or reinstate an insurance contract.

You do not need to tell us anything that:

- \* reduces the risk we insure you for;
- \* is common knowledge;
- \* we know or should know as an insurer; or
- \* we waive your duty to tell us about.

IF YOU DO NOT TELL US SOMETHING

=====

If you do not tell us anything you are required to, we may cancel your contract or reduce the amount we will pay you if you make a claim, or both.

If your failure to tell us is fraudulent, we may refuse to pay a claim and treat the contract as if it never existed.

BIDDLECOMBE PENSION FUND  
LOAN TO REGINALD SULTAN #2  
FOR THE YEAR ENDED 30 JUNE 2021

| <u>Date</u> | <u>Anniversary Particulars</u>    | <u>Debit</u> | <u>Credit</u> | <u>Balance</u> | <u>Rate</u> |
|-------------|-----------------------------------|--------------|---------------|----------------|-------------|
| 1/07/20     | Balance                           |              |               | 3858.38        |             |
| 14/07/20    | Balance of Principal              |              |               | 3858.38        |             |
| 14/07/20    | Simple interest charge in advance | 19.29        |               | 3877.67        | 6.00%       |
| 14/08/20    | Balance of Principal              |              |               | 3877.67        |             |
| 14/08/20    | Simple Interest charge in advance | 19.38        |               | 3897.05        | 6.00%       |
| 14/09/20    | Balance of Principle              |              |               | 3897.05        |             |
| 14/09/20    | Simple interest charge in advance | 19.48        |               | 3916.53        | 6.00%       |
| 14/10/20    | Balance of Principle              |              |               | 3916.53        |             |
| 14/10/20    | Simple Interest charge in advance | 19.58        |               | 3936.11        | 6.00%       |
| 14/11/20    | Balance of Principal              |              |               | 3936.11        |             |
| 14/11/20    | Simple Interest Charge in advance | 19.68        |               | 3955.79        | 6.00%       |
| 14/12/20    | Balance of Princial               |              |               | 3955.79        |             |
| 14/12/20    | Simple Interest Charge in advance | 19.77        |               | 3975.56        | 6.00%       |
| 14/01/21    | Balance of Principal              |              |               | 3975.56        |             |
| 14/01/21    | Simple Interest Charge in advance | 19.87        |               | 3995.43        | 6.00%       |
| 22/01/21    | Payment Received                  |              | 400.00        | 3595.43        |             |
| 14/02/21    | Balance of Principal              |              |               | 3595.43        |             |
| 14/02/21    | Simple Interest Charge in advance | 17.98        |               | 3613.41        | 6.00%       |
| 19/02/21    | Payment Received                  |              | 400.00        | 3213.41        |             |
| 14/03/21    | Balance of Principal              |              |               | 3213.41        |             |
| 14/03/21    | Simple interest charge in advance | 16.07        |               | 3229.48        | 6.00%       |
| 14/04/21    | Balance of Principal              |              |               | 3229.48        |             |
| 14/04/21    | Simple interest charge in advance | 16.15        |               | 3245.63        |             |
| 14/5/21     | Balance of Principal              |              |               | 3245.63        |             |
| 14/5/21     | Simple interest charge in advance | 16.23        |               | 3261.86        | 6.00%       |
| 14/6/21     | Balance of Principal              |              |               | 3261.86        |             |
| 14/6/21     | Simple interest charge in advance | 16.3         |               | 3278.16        | 6.00%       |
| Summary     |                                   | 219.78       | 800.00        |                |             |



BIDDLECOMBE PENSION FUND  
LOAN TO MOTEGA PTY LTD  
FOR THE YEAR ENDED 30 JUNE 2021

---

| <u>Date</u>  | <u>Anniversary Particulars</u> | <u>Debit</u> | <u>Credit</u> | <u>Balance</u> | <u>Rate</u> |
|--|--------------------------------|--------------|---------------|----------------|-------------|
| 1/7/20   | Balance of Principal           |              |               | 79,141.62      |             |
| 29/7/20  | Payment Received               |              | 380.00        | 78761.62       |             |
| 30/07/20   | Interest                       | 315.04       |               | 79076.66       | 4.80%       |
| 28/08/20   | Payment Received               |              | 300.00        | 78776.66       |             |
| 30/08/20   | Interest                       | 315.10       |               | 79091.76       | 4.80%       |
| 28/09/20   | Payment Received               |              | 400.00        | 78691.76       |             |
| 30/09/20   | Interest                       | 314.76       |               | 79006.52       | 4.80%       |
| 30/10/20   | Interest                       | 316.02       |               | 79322.54       |             |
| 2/11/20  | Payment Received               |              | 380.00        | 78942.54       | 4.80%       |
| 30/11/20   | Payment Received               |              | 380.00        | 78562.54       |             |
| 30/11/20   | Interest                       | 314.25       |               | 78876.79       | 4.80%       |
| 30/12/20   | Balance of Principal           |              |               | 78876.79       |             |
| 30/12/20   | Interest                       | 315.50       |               | 79192.29       | 4.80%       |
| 31/12/20   | Payment Received               |              | 300.00        | 78892.29       |             |
| 30/1/21  | Balance of Principal           |              |               | 78892.29       |             |
| 30/1/21  | Interest                       | 315.56       |               | 79207.85       | 4.80%       |
| 1/2/21   | Payment Received               |              | 380.00        | 78827.85       |             |
| 29/02/21   | Interest                       | 315.31       |               | 79143.16       | 4.80%       |
| Motega loan interest for February says 29/02/2021 instead of 28/02/2021 - ok |                                |              |               |                |             |
| 2/3/21   | Payment Received               |              | 380.00        | 78763.16       |             |
| 30/3/21  | Payment Received               |              | 380.00        | 78383.16       |             |
| 30/3/21  | Interest                       | 313.53       |               | 78696.69       | 4.80%       |
| 30/4/21  | Payment Received               |              | 380.00        | 78316.69       |             |
| 30/4/21  | Interest                       | 313.27       |               | 78629.96       | 4.80%       |
| 28/5/21  | Payment Received               |              | 380.00        | 78249.96       |             |
| 30/5/21  | Interest                       | 313.00       |               | 78562.96       | 4.80%       |
| 28/6/21  | Payment Received               |              | 380.00        | 78182.96       |             |
| 30/6/21  | Interest                       | 312.73       |               | 78495.69       | ✓ 4.80%     |
| Summary  |                                | 3774.07 ✓    | 4420.00       |                |             |

# Biddlecombe Pty Ltd ATF Biddlecombe Pension Fund

8 Tang Street  
Coconut Grove, NT, 0810  
Phone: (08) 8985 1781  
E-Mail: rosabid48@hotmail.com

1 July 2021

BDO (NT)  
GPO Box 4640  
Darwin NT 0801

To Whom It May Concern,

RE: Value of Mining & Gold Assets

It is of the Director's Opinion that the value of the following Assets at 30 June 2021 is:


- a. Merlin Diamond Mine Royalty: **\$1,761.10** ✓ (at cost)
- b. 74 Ounces of Gold: **TOTAL: \$172,849.00**
  - i. 19 Ounces Gold Nuggets: **\$43,883.35** ✓ (see note)
  - ii. Gold Bullion: x2 20 Ounce Ingot, x1 10 Ounce Ingot, x1 5 Ounce Ingot:  
**\$128,965.65** ✓

The Merlin Diamond Mine Royalty remained at cost during the 2020/21 Financial year due to Merlin Diamonds Ltd (In Liquidation) entering into a Binding Sales Agreement with Lucapa Diamond Company Limited as announced on 24 May 2021. As the acquisition is subject to the satisfaction of a number of conditions the sale is currently still in progress.

Note: Gold Price at 30 June 2021 was AUD\$2,344.83 per ounce (Perth Mint)  
The value of the gold nuggets was calculated at 98.5% of the Perth Mint Gold Price per ounce.  
Value per Ounce of Nuggets at 30 June 2021: \$2,309.65

If you require further information please contact Maggie Cadona on 0435 510 288.

Sincerely,



Maria Rosa Biddlecombe

myportfolios

Page 1 of 1

Chart

Ricardo.

From  
Bub Beldleconh

1/. details Mortgage. (1st year interest  
paid in advance.)

2/. Deed of Trust in Favor of  
Pension Fund being prepared should be  
a week or two.

Bub

Form 39

Land Title Act  
REGISTRAR-GENERAL'S OFFICE

Section 74



NORTHERN TERRITORY OF AUSTRALIA

M No: 535996

LODGED AT THE REGISTRAR-GENERAL'S OFFICE  
ON 25-11-03 AT  
BY Sivyer & Associates CORRECTION TO  
FEE \$135-00 RECEIPT

MORTGAGE

The owner of the land described subject to the mortgages, encumbrances and other instruments affecting the land including any created by dealings lodged prior to the lodging of this mortgage, mortgages to the mortgagee the estate and interest in the land specified below, and covenants with the mortgagee in the terms as set out on the back of this document and charges the estate or interest in the land with the repayment/payment to the mortgagee of all sums of money secured by this mortgage.

(NOTES 1-2)

| Register | Volume | Folio | Location               | Lot Description | Plan           | Unit |
|----------|--------|-------|------------------------|-----------------|----------------|------|
| C/T      | 633    | 277   | Town of Adelaide River | Lot 136         | LTO87/054<br>A |      |

(NOTE 3)

INTEREST BEING MORTGAGED

WHOLE OF THE LAND

(NOTE 4)

DESCRIPTION OF DEBT OR LIABILITY SECURED

PRINCIPAL SUM OF \$50,000.00

(NOTE 5)

OWNER/ MORTGAGOR

KYM-LOUISE MILLER and GIL ROY FAWCETT

(NOTE 6)

LENDER/ MORTGAGEE

Name: BIDDLECOMBE PTY LTD (ACN: 009 605 396)

(NOTE 7)

Address for the service of notices: PO BOX 757, NIGHTCLIFF, N.T., 0814

SIGNED by the Owner (Mortgagor)  
on (Date) 17/11/03  
In the presence of  
Brian Richard Stuart  
Witness  
SIGNED by the Owner (Mortgagor)  
on (Date) 17-11-2003  
In the presence of

SIGNED by the Lender (Mortgagee)  
on (Date)  
In the presence of  
Witness  
Common Seal  
BIDDLECOMBE PTY LTD ACN 009 605 396

(NOTE 8)

Brian Richard Stuart  
Registered on 26/11/2003



each such further advance then the same shall be as hereinbefore provided in respect of the principal sum. The amount of each further advance shall be deemed to be included in the expression "the principal sum" wherever herein occurring.

**3. CAPITALISATION OF INTEREST**

If any payment of interest or any part thereof shall not be paid on the due date the interest so in arrears may (without prejudice to the right of the Mortgagee to sue for and recover such interest or to the other powers and rights of the Mortgagee) be capitalised and be immediately added to principal and shall bear interest accordingly from the day when the same became due and the covenants herein contained for the payment of the monies hereby secured shall extend to all additions to principal arising from such capitalisation and the interest to accrue due thereon and the Mortgaged Land shall stand charged therewith accordingly.

**4. INTEREST ON JUDGMENT**

In the event of the liability of the Mortgagor hereunder becoming merged in any judgment or order the Mortgagor shall pay interest on any such judgment or order at the rate hereinbefore referred to.

**5. The Mortgagor shall at all times until discharge of this mortgage whether the Mortgagee shall or shall not have entered on or taken possession of the Mortgaged Land:**

**5.1 KEEP IN REPAIR**

make such repairs as may be necessary for keeping the buildings fences erections and improvements now or hereafter to be erected on the Mortgaged Land with all fixtures appertaining thereto and all lawns and gardens in good and tenable repair order and condition and in particular will whenever the Mortgagee considers it necessary paint in a proper and workmanlike manner to the satisfaction of the Mortgagee such parts of the improvements on the Mortgaged Land as are usually painted.

**5.2 OBSERVE LAWS AND CARRY OUT ORDERS**

immediately comply with and carry out or cause to be complied with and carried out all orders notices or requirements of any government municipal or statutory authority or any person acting under the authority thereof and will keep the Mortgagee indemnified against any costs charges fines and expenses associated therewith.

**5.3 PAY RATES ETC.**

pay all rates rents taxes charges outgoings and assessments that may now or at any time be or become payable or become chargeable or be assessed or become due on or in respect of the Mortgaged Land or any part thereof under or in pursuance of the provisions of any Act or Ordinance of the Commonwealth of Australia or the Northern Territory of Australia or any regulations thereunder now in force or that may commence into operation before the discharge of this mortgage and will at all times indemnify and keep indemnified the Mortgagee from the payment of such rates rents charges outgoings and assessments and

**KYM-LOUISE MILLER and GIL ROY FAWCETT** of PO Box 289, Timor Lorosae in East Timor (hereinafter called "the Mortgagor") being registered as the proprietors of an estate in fee simple in the land (hereinafter called "the Mortgaged Land") being:-

ALL THAT piece or parcel of land being Lot 136 Town of Adelaide from plan LTO87/054A, being the whole of the land comprised in Certificate of Title entered in the Register Book Volume 633 Folio 277;

subject however to such encumbrances, liens and interests as are notified by memorandum endorsed thereon;

NIL

IN CONSIDERATION of the sum of **FIFTY THOUSAND DOLLARS (\$50,000.00)** (hereinafter called "the principal sum", the receipt of which is hereby acknowledged) lent or agreed to be lent to the Mortgagor by **BIDDLECOMBE PTY LTD PENSION FUND (ABN: 96 163 790 685)** of PO Box 757, Nightcliff, N.T., 0814 (hereinafter called the Mortgagee")

THE MORTGAGOR HEREBY COVENANTS with the Mortgagee as follows:

**1. PRINCIPAL AND INTEREST**

That the Mortgagor will pay to the Mortgagee:

- (a) simple interest at the rate of 6.5% per annum for a period of 2 years to be paid in advance annually on the date of settlement and the first anniversary of that date and calculated on the balance of the principal sum owing as at each of those dates;
- (b) thereafter, simple interest at the rate per annum equivalent to 3% above the 90 day Bank Bill Rate to be paid annually in advance in the second and third anniversary of the date of settlement and calculated on the balance of the principal sum owing on each of those dates; and
- (c) the principal sum to be repaid as agreed between the mortgagee and mortgagor and failing agreement on the third anniversary of the date of settlement with the mortgagor being at liberty to repay the whole or any part of the principal sum at any time with interest on any amount so paid abating from the next following anniversary of the date of settlement.

**2. FURTHER ADVANCE**

That the Mortgagor shall also pay to the Mortgagee the amount of any further advance of money made by the Mortgagee to the Mortgagor under this mortgage together with interest thereon at the rate of and on the days or at the times and in the manner which shall be agreed in writing between the Mortgagee and the Mortgagor at the time or respective times of the making of such further advance or advances PROVIDED THAT nothing contained herein shall oblige the mortgagee to make any further advance to the mortgagor hereunder AND PROVIDED FURTHER THAT in the event that the Mortgagee and the Mortgagor shall fail to agree in writing as to the rate of interest and manner of repayment of



CRIDLANDSLAWYERS

5 December 2003

Our Ref:

JRM:3025794

Biddlecombe Pty Ltd  
P O Box 757  
NIGHTCLIFF NT 0810

Attention: Bob Biddlecombe

Dear Bob

**Mortgage - Kym-Louise Miller and Gil Roy Fawcett**

We refer to the above matter and confirm that the mortgage was registered at the Land Titles Office, Darwin on 25 November 2003. We enclose (\*) the following:-

1. Mortgage No. 535996;
2. Trust Reconciliation;
3. Trust Account cheque for \$3,250.00 for the first payment of annual interest;

Thank you for your instructions in this matter. If you have any queries, please contact the writer.

Yours faithfully  
**CRIDLANDS**

**JOHN MUNN**  
Lawyer

Tel: (08) 8943 0479  
Fax: (08) 8943 0488  
Email: john.munn@cridlands.com.au

11511320/val

Level 9  
Mitchell Centre  
59 Mitchell Street  
Darwin NT  
Australia

GPO Box 130  
Darwin NT 080

Tel (08) 8943 0479  
Fax (08) 8943 0488  
www.cridlands.com.au

Cridlands Pty Ltd  
ABN 55 009 451 511



CRIDLANDSLAWYERS

4 December 2003

Our Ref:

JRM:3025794

Biddlecombe Pty Ltd  
P O Box 757  
NIGHTCLIFF NT 0810

Attention: Bob Biddlecombe

**Trust Reconciliation**

| Date     | Description   | Paid         | Received     | Balance      |
|----------|---|--------------|--------------|--------------|
| 12/11/03 | Biddlecombe Pty Ltd - Settlement Funds                          |              | \$ 50,000.00 | \$ 50,000.00 |
| 25/11/03 | Hockley Wu & Associates Pty Ltd - Fees                          | \$ 505.00    |              | \$ 49,495.00 |
| 25/11/03 | M Fraser - Settlement Funds                                     | \$ 34,396.81 |              | \$ 15,098.19 |
| 25/11/03 | Coomalie Community Government Council - Outstanding Rates       | \$ 770.13    |              | \$ 14,328.06 |
| 25/11/03 | Sivyer & Associates Trust Account - balance of Settlement Funds | \$ 9,738.46  |              | \$ 4,589.60  |
| 25/11/03 | Receiver of Territory Monies - Stamp Duty                       | \$ 819.60    |              | \$ 3,770.00  |
| 01/12/03 | Cridlands - Fees  | \$ 520.00    |              | \$ 3,250.00  |
| 04/12/03 | Biddlecombe Pty Ltd - First payment of Annual Interest          | \$ 3,250.00  |              | NIL          |

Yours sincerely  
**CRIDLANDS**

JOHN MUNN  
Lawyer

Tel: (08) 8943 0479  
Fax: (08) 8943 0488  
Email: john.munn@cridlands.com.au

Level 1  
Mitchell Centre  
59 Mitchell Street  
Darwin NT  
Australia

GPO Box 130  
Darwin NT 0811

Tel (08) 8943 0479  
Fax (08) 8943 0488  
www.cridlands.com.au

Cridlands Pty Ltd  
ABN 55 009 651



BIDDLECOMBE PTY LTD PENSION FUND  
PREPAYMENTS  
AS AT 30 JUNE 2021

---

| Expense                     | Service Period |            | Amount      | Prepayment         |
|-----------------------------|----------------|------------|-------------|--------------------|
|                             | From           | To         |             |                    |
| Insurance                   | ✓              |            | ✓           |                    |
| 5 Hartley St, Alice Springs | 03/10/2020     | 03/10/2021 | \$ 5,938.79 | \$ 1,541.49        |
| 8 Tang St, Coconut Grove    | 12/03/2021     | 12/03/2022 | \$ 1,636.63 | \$ 1,140.28        |
|                             | ✓              |            | ✓           |                    |
|                             |                |            |             | <u>\$ 2,681.76</u> |

**BIDDLECOMBE PTY. LTD.**  
Company Number: **009 605 396**

COMPANY REPORT AT 30/06/2021

**Company Details**

|                           |                   |                      |                   |
|---------------------------|-------------------|----------------------|-------------------|
| <b>Company Number</b>     | 009 605 396       | <b>Jurisdiction</b>  | Australia         |
| <b>Incorp Date</b>        | 30/06/1978        | <b>State</b>         | NT                |
| <b>Company Type</b>       | Small Proprietary | <b>Company Class</b> | Limited by Shares |
| <b>Home Unit</b>          | No                | <b>Non Profit</b>    | No                |
| <b>Super Trustee</b>      | No                | <b>Reference</b>     | BID10             |
| <b>Annual Review Date</b> | 30/06/2022        | <b>Partner(s)</b>    | ---               |
| <b>Current Year AGM</b>   | ---               | <b>Manager(s)</b>    | ---               |
| <b>Previous Year AGM</b>  | ---               |                      |                   |

**Company Addresses**

**Registered Office** **Effective Date**  
72 Cavenagh Street, Darwin, NT 0800 22/10/2008

**Previous:** 30 Daly Street, Darwin, NT 0800

**Business Address** **Effective Date**  
Coconut Grove Industrial Village, COCONUT GROVE, NT 0810 11/01/1991

**Previous:** ---

**Meeting Address** **Effective Date**  
Lot 4571 Coconut Grove, Industrial Village, Coconut Grove, NT 0810 30/06/1978

**Location of Registers** **Effective Date**  
C/- Bdo Business Centre, 72 Cavenagh Street, Darwin, NT 0800 30/06/1978

**Company Officers**

**MARIA ROSA BIDDLECOMBE**  
Unit 39, 14 Salonika Street, Parap, NT 0820  
Born 16/10/1948 at TIMOR-LESTE

**Director** ✓  
**Secretary**

**Appointed: 30/06/1978**  
**Appointed: 30/06/1978**

**Ceased: ---**  
**Ceased: ---**

**Members**

**Beneficial Owner** **Number**

**A - A CLASS ORDINARY SHARES**

**MARIA ROSA BIDDLECOMBE** Held under shareholder's name 100.00  
Unit 39, 14 Salonika Street, Parap, NT 0820

**Issued Capital**

| Class | Description             | Number        | Amount Payable  | Amount Paid     |
|-------|-------------------------|---------------|-----------------|-----------------|
| A     | A CLASS ORDINARY SHARES | 100.00        | \$100.00        | \$100.00        |
|       |                         | <b>100.00</b> | <b>\$100.00</b> | <b>\$100.00</b> |

**Trust Details****THE BIDDLECOMBE FAMILY TRUST NO. 1**

|                   |               |                    |     |
|-------------------|---------------|--------------------|-----|
| Type              | DISCRETIONARY |                    |     |
| TFN               | ---           | ABN                | --- |
| Date Formed       | 30/06/1978    | Vesting Date       | --- |
| Trust Deed Issued | ---           | Trust Deed Updated | --- |

**Relationships for THE BIDDLECOMBE FAMILY TRUST NO. 1**

|   | Relationship | Date Added | Date Ceased |
|---|--------------|------------|-------------|
| <b>BIDDLECOMBE PTY. LTD.</b><br>72 Cavenagh Street, Darwin, NT 0800,<br>AUSTRALIA | Trustee      | 22/10/1981 | ---         |

**Beneficiaries for THE BIDDLECOMBE FAMILY TRUST NO. 1**

|  | Date Added | Date Removed |
|--|------------|--------------|
| <b>NO BENEFICIARIES RECORDED FOR THIS TRUST</b><br>--- | --         | --           |

**Documents for BIDDLECOMBE PTY. LTD.**

| Document Date | Document  | Status Date | Status             |
|---------------|---|-------------|--------------------|
| 07/10/2008    | Form - 362 APPOINTMENT OR CESSATION OF ASIC AGENT           | 17/10/2008  | LODGED             |
| 07/10/2008    | Form - 484 CHANGE TO COMPANY DETAILS                        | 17/10/2008  | LODGED             |
| 05/12/2008    | Form - 484 CHANGE TO COMPANY DETAILS                        | 17/12/2008  | LODGED             |
| 30/06/2009    | Form - 480 ANNUAL COMPANY STATEMENT                         | 02/07/2009  | DOCUMENT PROCESSED |
| 20/01/2010    | Form - 492 AMENDMENT TO LODGED DOCUMENT - NOT REQUISITIONED | 20/01/2010  | SENT TO CLIENT     |
| 30/06/2010    | Form - 480 ANNUAL COMPANY STATEMENT                         | 27/07/2010  | DOCUMENT PROCESSED |
| 30/06/2011    | Form - 480 ANNUAL COMPANY STATEMENT                         | 08/07/2011  | DOCUMENT PROCESSED |
| 30/06/2012    | Form - 480 ANNUAL COMPANY STATEMENT                         | 09/07/2012  | DOCUMENT PROCESSED |
| 23/11/2012    | Form - 484 CHANGE TO COMPANY DETAILS                        | 27/11/2012  | LODGED             |

|            |                                      |            |                    |
|------------|--------------------------------------|------------|--------------------|
| 23/11/2012 | Form - 484 CHANGE TO COMPANY DETAILS | 27/11/2012 | LODGED             |
| 30/06/2013 | Form - 480 ANNUAL COMPANY STATEMENT  | 08/07/2013 | DOCUMENT PROCESSED |
| 30/06/2014 | Form - 480 ANNUAL COMPANY STATEMENT  | 04/07/2014 | DOCUMENT PROCESSED |
| 30/06/2015 | Form - 480 ANNUAL COMPANY STATEMENT  | 06/07/2015 | DOCUMENT PROCESSED |
| 21/10/2015 | Form - 484 CHANGE TO COMPANY DETAILS | 23/10/2015 | LODGED             |
| 30/06/2016 | Form - 480 ANNUAL COMPANY STATEMENT  | 01/07/2016 | DOCUMENT PROCESSED |
| 30/06/2017 | Form - 480 ANNUAL COMPANY STATEMENT  | 11/07/2017 | DOCUMENT PROCESSED |
| 30/06/2018 | Form - 480 ANNUAL COMPANY STATEMENT  | 23/07/2018 | DOCUMENT PROCESSED |
| 30/06/2019 | Form - 480 ANNUAL COMPANY STATEMENT  | 09/07/2019 | DOCUMENT PROCESSED |
| 03/12/2019 | Form - 484 CHANGE TO COMPANY DETAILS | 20/12/2019 | LODGED             |
| 22/06/2020 | Form - 484 CHANGE TO COMPANY DETAILS | 06/07/2020 | LODGED             |
| 30/06/2020 | Form - 480 ANNUAL COMPANY STATEMENT  | 19/07/2020 | DOCUMENT PROCESSED |
| 30/06/2021 | Form - 480 ANNUAL COMPANY STATEMENT  | 26/07/2021 | DOCUMENT PROCESSED |



# ANNUAL STATEMENT

1 JULY 2020 TO 30 JUNE 2021

## Biddlecombe Pty Ltd ATF Biddlecombe Pty Ltd Pension Fund

ACCOUNT NUMBER

003211711

PORTFOLIO NAME

Asset Advisory

PORTFOLIO NUMBER

321171019

PORTFOLIO TYPE

Asset Advisory

REFERENCE CURRENCY

AUD

INVESTMENT ADVISER

Greg Tripis

+61 3 9245 6060

# Table of contents

## Overview

|  |   |
|--|---|
| Portfolio valuation                    | 2 |
| Portfolio allocation                   | 3 |
| Summary of all tax income and expenses | 4 |

## Detailed positions

|                                    |    |
|------------------------------------|----|
| Portfolio holdings and valuation   | 7  |
| Capital growth and income received | 14 |

## Portfolio transactions

|                         |    |
|-------------------------|----|
| Cash transactions       | 18 |
| Securities transactions | 41 |

## Tax details

|                                  |    |
|----------------------------------|----|
| Domestic interest                | 55 |
| Domestic dividend                | 56 |
| Foreign dividend                 | 62 |
| Trust distribution               | 65 |
| Accrued Income                   | 68 |
| Miscellaneous income and expense | 69 |

## Tax information

|                                     |    |
|-------------------------------------|----|
| Realised capital gains securities   | 70 |
| Realised fixed income securities    | 78 |
| Unrealised capital gains securities | 79 |
| Unrealised fixed income securities  | 88 |

## Important information

|                         |    |
|-------------------------|----|
| Foreign exchange rates  | 89 |
| Notes and disclaimers   | 90 |
| Explanatory information | 92 |

# Overview

## PORTFOLIO VALUATION

### ACCOUNT NUMBER

003211711

### ACCOUNT NAME

Biddlecombe Pty Ltd ATF Biddlecombe Pty Ltd Pension Fund

### PORTFOLIO NUMBER / CURRENCY

321171019/AUD

### PORTFOLIO NAME

Asset Advisory

### PERIOD

1 July 2020 to 30 June 2021

## Portfolio valuation as at 30 June 2021

AUD

|                                   |                        |
|-----------------------------------|------------------------|
| Opening balance as at 1 July 2020 | 11,787,893.87          |
| Net subscription/withdrawal       | -470,000.00            |
| Income received and accrued       | 326,223.01             |
| Capital growth                    | 2,056,753.92           |
| Expenses                          | -75,892.22             |
| <b>Total portfolio value</b>      | <b>13,624,978.58 ✓</b> |

### Per BGL

|  |               |
|--|---------------|
| Shares in Listed Companies (Australian)  | 10,634,438.65 |
| Shares in Listed Companies (Overseas)    | 1,129,087.06  |
| Stapled Securities                       | 1,003,882.57  |
| Units in Listed Exchange Traded Funds    | 300,000.00    |
| Units in Listed Unit Trusts (Australian) | 228,000.00    |
| Crestone Bank Accounts x 3               | 320,429.10    |

Total in BGL \$13,615,837.38

### Add:

|   |  |
|---|--|
| Immaterial different Forex rate used for international equities | 2,359.66 ✓   |
| Outstanding Crestone June 2021 management fees not in report    | 6,781.54   |
|   | <span style="float: right;">\$13,624,978.58 ✓</span> |

refer WP2 in Excel

# Overview

## PORTFOLIO ALLOCATION

### ACCOUNT NUMBER

003211711

### ACCOUNT NAME

Biddlecombe Pty Ltd ATF Biddlecombe Pty Ltd Pension Fund

### PORTFOLIO NUMBER / CURRENCY

321171019/AUD

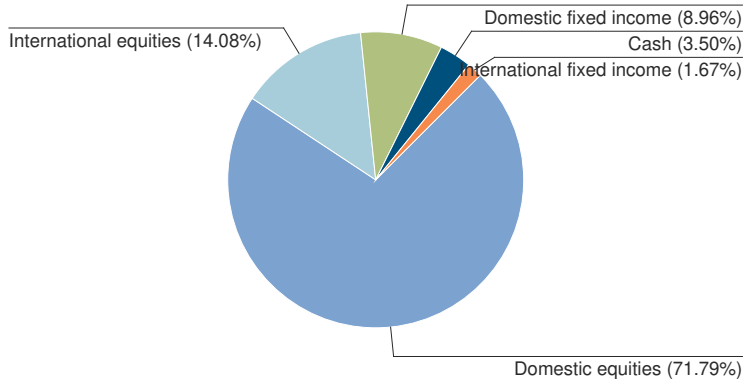
### PORTFOLIO NAME

Asset Advisory

### STATEMENT DATE

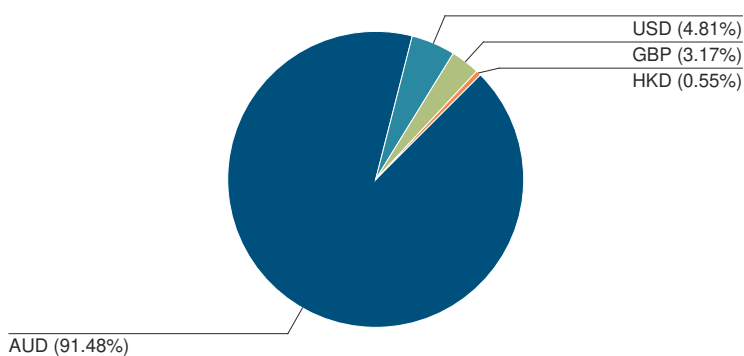
as at 30 June 2021

## Asset allocation in AUD



| Net assets by asset class<br>(in AUD) | AUD<br>Allocation<br>percentage | USD<br>Allocation<br>percentage | GBP<br>Allocation<br>percentage | Others<br>Allocation<br>percentage | Total<br>Allocation<br>percentage |
|---------------------------------------|---------------------------------|---------------------------------|---------------------------------|------------------------------------|-----------------------------------|
| <b>Net Asset</b>                      | <b>12,463,777.98</b>            | <b>654,937.02</b>               | <b>431,527.51</b>               | <b>74,736.07</b>                   | <b>13,624,978.58</b>              |
|                                       | 91.48%                          | 4.81%                           | 3.17%                           | 0.55%                              | 100.00%                           |
| Cash                                  | 447,456.76                      | 19,945.69                       | 9,808.19                        |                                    | 477,210.64                        |
|                                       | 3.28%                           | 0.15%                           | 0.07%                           |                                    | 3.50%                             |
| Domestic fixed income                 | 1,220,945.00                    |                                 |                                 |                                    | 1,220,945.00                      |
|                                       | 8.96%                           |                                 |                                 |                                    | 8.96%                             |
| International fixed income            | 228,000.00                      |                                 |                                 |                                    | 228,000.00                        |
|                                       | 1.67%                           |                                 |                                 |                                    | 1.67%                             |
| Domestic equities                     | 9,780,976.22                    |                                 |                                 |                                    | 9,780,976.22                      |
|                                       | 71.79%                          |                                 |                                 |                                    | 71.79%                            |
| International equities                | 786,400.00                      | 634,991.33                      | 421,719.32                      | 74,736.07                          | 1,917,846.72                      |
|                                       | 5.77%                           | 4.66%                           | 3.10%                           | 0.55%                              | 14.08%                            |

## Currency allocation in AUD



### Net assets by currency

| Asset<br>currency | Portfolio valuation<br>Asset currency | Exchange rate   | Portfolio valuation<br>in AUD | Allocation<br>percentage |
|-------------------|---------------------------------------|-----------------|-------------------------------|--------------------------|
| <b>Net Asset</b>  |                                       |                 | <b>13,624,978.58</b>          | <b>100.00%</b>           |
| AUD               | 12,463,777.98                         | 1               | 12,463,777.98                 | 91.48%                   |
| USD               | 491,137.27                            | AUD/USD 0.74990 | 654,937.02                    | 4.81%                    |
| GBP               | 233,969.90                            | AUD/GBP 0.54219 | 431,527.51                    | 3.17%                    |
| HKD               | 435,150.00                            | AUD/HKD 5.82249 | 74,736.07                     | 0.55%                    |



## Overview

|  |                             |  |                    |
|--|-----------------------------|--|--------------------|
|  | ACCOUNT NUMBER              | ACCOUNT NAME   |                    |
|  | 003211711                   | Biddlecombe Pty Ltd ATF Biddlecombe Pty Ltd Pension Fund |                    |
| SUMMARY OF ALL TAX INCOME AND EXPENSES | PORTFOLIO NUMBER / CURRENCY | PORTFOLIO NAME   | STATEMENT DATE     |
|  | 321171019/AUD               | Asset Advisory   | as at 30 June 2021 |

### ASSESSABLE INCOME

**\$1,011,595.98**

This is your total assessable income from your investments including any net capital gains.

### LESS DEDUCTIONS YOU MAY BE ENTITLED TO

**\$76,697.84**

These are deductions related your total assessable income including any realised losses on fixed income securities.

### TOTAL TAXABLE INCOME FROM INVESTMENT ASSETS

**\$934,898.14**

This is the income you earned less deductions you may be entitled to. This amount will be zero if your deductions are greater than your assessable income. If you have net capital losses, these are set out under 'Realised capital gains securities'.

### TAX OFFSETS AND CREDITS

**\$98,305.57**

This is the amount of tax offsets and credits you have received and includes any withholding taxes deducted.

## Overview

### SUMMARY OF ALL TAX INCOME AND EXPENSES

#### ACCOUNT NUMBER

003211711

#### ACCOUNT NAME

Biddlecombe Pty Ltd ATF Biddlecombe Pty Ltd Pension Fund

#### PORTFOLIO NUMBER / CURRENCY

321171019/AUD

#### PORTFOLIO NAME

Asset Advisory

#### STATEMENT DATE

as at 30 June 2021

### Total taxable income from investment assets

**\$934,898.14**

### Assessable income

| Item  | Amount                                       | Tax return reference |
|---|--|----------------------|
| <b>TOTAL ASSESSABLE INCOME</b>                                  | <b>\$1,011,595.98</b>                        |                      |
| Interest before WHT   | \$15,656.75                                  | 10-L                 |
| Unfranked dividends from shares                                 | <b>\$29,346.27</b>                           | 11-S                 |
| Franked dividends from shares                                   | <b>\$218,955.93</b>                          | 11-T                 |
| Franking credits from shares                                    | <b>\$93,838.27</b> ✓                         | 11-U                 |
| Franked distributions from trusts                               | per franked & franking credits<br>\$4,190.02 | 13-C                 |
| Distributions from trusts                                       | per unfranked & interest/other<br>\$7,666.02 | 13-U                 |
| Franking credits from trusts                                    | <b>\$3,169.16</b> ✓                          | 13-Q                 |
| Net capital gain  | \$186,503.27                                 | 18-A                 |
| Foreign income  | <b>\$37,549.43</b>                           | 20-E and 20-M        |
| Foreign trust and CFC income                                    | \$0.00                                       | 20-E and 20-M, 19-K  |
| Australian franking credits from a New Zealand franking company | \$0.00                                       | 20-F                 |
| Other Income  | \$417,890.02                                 | 24-Y and 24-V        |

### Less deductions you may be entitled to

| Item                                    | Amount             | Tax return reference |
|---|--------------------|----------------------|
| <b>TOTAL DEDUCTIONS</b>                 | <b>\$76,697.84</b> |                      |
| Listed investment company deductions    | \$0.00             | D8-H                 |
| Expenses                                | \$76,697.84        |                      |
| Loss on sale of fixed income securities | \$0.00             | D15-J                |

## Overview

|  |                             |  |                    |
|--|-----------------------------|--|--------------------|
| SUMMARY OF ALL TAX INCOME AND EXPENSES | ACCOUNT NUMBER              | ACCOUNT NAME   | STATEMENT DATE     |
|  | 003211711                   | Biddlecombe Pty Ltd ATF Biddlecombe Pty Ltd Pension Fund |                    |
|  | PORTFOLIO NUMBER / CURRENCY | PORTFOLIO NAME   |                    |
|  | 321171019/AUD               | Asset Advisory   | as at 30 June 2021 |

| Tax offsets and credits   |                    |                      |  |
|---|--------------------|----------------------|--|
| Item  | Amount             | Tax return reference |  |
| <b>TOTAL TAX OFFSETS AND CREDITS</b>                                | <b>\$98,305.57</b> |                      |  |
| TFN amounts withheld from interest                                  | \$0.00             | 10–M                 |  |
| TFN amounts withheld from dividends                                 | \$0.00             | 11–V                 |  |
| TFN amount withheld from trust distributions                        | \$0.00             | 13–R                 |  |
| Credit paid by trustee  | \$0.00             | 13–S                 |  |
| Franking credits from shares (after 45 day rule)                    | \$93,838.27 ✓      | 11–U                 |  |
| Franking credits from trust distributions (after 45 day rule)       | \$3,169.16 ✓       | 13–Q                 |  |
| Foreign income tax offset   | \$1,298.14 ✓       | 20–O                 |  |
| Early Stage Venture Capital Limited Partnership (ESVCLP) Tax Offset | \$0.00             | T8                   |  |
| Junior Minerals Exploration Incentive (JMEI) Tax Offset             | \$0.00             | T9–P                 |  |

## Detailed positions

### PORTFOLIO HOLDINGS AND VALUATION

#### ACCOUNT NUMBER

003211711

#### ACCOUNT NAME

Biddlecombe Pty Ltd ATF Biddlecombe Pty Ltd Pension Fund

#### PORTFOLIO NUMBER / CURRENCY

321171019/AUD

#### PORTFOLIO NAME

Asset Advisory

#### STATEMENT DATE

as at 30 June 2021

| Description   | Security code<br>Currency | Quantity   | Average unit cost<br>Exchange rate | Market price<br>Exchange rate | Market value<br>Increase/decrease | Accrued interest in CCY | Market value<br>Total cost<br>Increase/decrease<br>(in AUD) | Allocation percentage |
|---|---------------------------|------------|------------------------------------|-------------------------------|-----------------------------------|-------------------------|---|-----------------------|
| <b>NET ASSETS</b>   |                           |            |                                    |                               |                                   |                         | <b>13,624,978.58</b>  | <b>100.00%</b>        |
| <b>Cash</b>   |                           |            |                                    |                               |                                   |                         | <b>477,210.64</b>   | <b>3.50%</b>          |
| Cash Management Account AUD<br>321171019  | AUD                       | 447,456.76 |                                    | 1.0000                        |                                   |                         | 447,456.76  | 3.28%                 |
| Cash Management Account GBP<br>321171035  | GBP                       | 5,317.90   | 0.55019                            | 1.0000<br>0.54219             |                                   |                         | 9,808.19<br>9,665.54<br>142.65                              | ✓ 0.07%               |
| Cash Management Account USD<br>321171027  | USD                       | 14,957.27  | 0.75890                            | 1.0000<br>0.74990             |                                   |                         | 19,945.69<br>19,709.20<br>236.49                            | ✓ 0.15%               |
| <b>Domestic fixed income</b>  |                           |            |                                    |                               |                                   |                         | <b>1,220,945.00</b>   | <b>8.96%</b>          |
| ANZ 3MBBSW+3.80% MAND<br>CON 20.03.2027 call 20.03.2025<br>(ANZPH)                    | AU0000ANZPH4<br>AUD       | ✓ 2,000    | 101.7628                           | 106.4200                      | 212,840.00<br>9,314.49            |                         | 212,840.00<br>203,525.51<br>9,314.49                        | ✓ 1.56%               |
| CBA 3MBBSW+2.75% MAND<br>CON 20.10.2028 call 20.10.2026<br>(CBAPJ)                    | AU0000138927<br>AUD       | ✓ 3,250    | 100.0000                           | 101.0000                      | 328,250.00<br>3,250.00            |                         | 328,250.00<br>325,000.00<br>3,250.00                        | ✓ 2.41%               |
| CBA 3MBBSW+2.80% MAND<br>CON 15.12.2024 call 15.12.2022<br>(CBAPD)                    | AU0000CBAPD7<br>AUD       | ✓ 3,000    | 100.1151                           | 101.3500                      | 304,050.00<br>3,704.73            |                         | 304,050.00<br>300,345.27<br>3,704.73                        | ✓ 2.23%               |
| Macquarie Bank 3MBBSW+4.70%<br>MAND CON 21.12.2028 call<br>21.12.2025 (MBLPC)         | AU0000088429<br>AUD       | ✓ 1,700    | 100.0000                           | 108.8500                      | 185,045.00<br>15,045.00           |                         | 185,045.00<br>170,000.00<br>15,045.00                       | ✓ 1.36%               |
| Macquarie Group Ltd<br>3MBBSW+2.90% MAND CON<br>18.09.2030 CALL 18.08.2027<br>(MQGPE) | AU0000136442<br>AUD       | ✓ 1,900    | 100.0000                           | 100.4000                      | 190,760.00<br>760.00              |                         | 190,760.00<br>190,000.00<br>760.00                          | ✓ 1.40%               |

## Detailed positions

### PORTFOLIO HOLDINGS AND VALUATION

#### ACCOUNT NUMBER

003211711

#### ACCOUNT NAME

Biddlecombe Pty Ltd ATF Biddlecombe Pty Ltd Pension Fund

#### PORTFOLIO NUMBER / CURRENCY

321171019/AUD

#### PORTFOLIO NAME

Asset Advisory

#### STATEMENT DATE

as at 30 June 2021

| Description                               | Security code<br>Currency | Quantity  | Average unit cost<br>Exchange rate | Market price<br>Exchange rate | Market value<br>Increase/decrease | Accrued interest in CCY | Market value<br>Total cost<br>Increase/decrease<br>(in AUD) | Allocation percentage |
|---|---------------------------|-----------|------------------------------------|-------------------------------|-----------------------------------|-------------------------|---|-----------------------|
| International fixed income                |                           |           |                                    |                               |                                   |                         | 228,000.00  | 1.67%                 |
| KKR Credit Income Fund                    | AU0000060014<br>AUD       | ✓ 100,000 | 2.4990                             | 2.2800                        | 228,000.00<br>-21,902.82          |                         | 228,000.00<br>249,902.82<br>-21,902.82                      | ✓ 1.67%               |
| Domestic equities                         |                           |           |                                    |                               |                                   |                         | 9,780,976.22  | 71.79%                |
| APA Group                                 | AU000000APA1<br>AUD       | ✓ 40,000  | 10.0005                            | 8.9000                        | 356,000.00<br>-44,020.51          |                         | 356,000.00<br>400,020.51<br>-44,020.51                      | ✓ 2.61%               |
| Alumina Ltd                               | AU000000AWC3<br>AUD       | ✓ 100,000 | 1.7955                             | 1.6450                        | 164,500.00<br>-15,052.53          |                         | 164,500.00<br>179,552.53<br>-15,052.53                      | ✓ 1.21%               |
| Amcor PLC                                 | AU000000AMC4<br>AUD       | ✓ 10,000  | 15.2595                            | 15.1300                       | 151,300.00<br>-1,294.52           |                         | 151,300.00<br>152,594.52<br>-1,294.52                       | ✓ 1.11%               |
| Appen Ltd                                 | AU000000APX3<br>AUD       | ✓ 10,000  | 27.9041                            | 13.6000                       | 136,000.00<br>-143,041.17         |                         | 136,000.00<br>279,041.17<br>-143,041.17                     | ✓ 1.00%               |
| Atlas Arteria                             | AU0000013559<br>AUD       | ✓ 20,000  | 6.3520                             | 6.3700                        | 127,400.00<br>360.88              |                         | 127,400.00<br>127,039.12<br>360.88                          | ✓ 0.94%               |
| Australia & New Zealand Banking Group Ltd | AU000000ANZ3<br>AUD       | ✓ 30,000  | 32.8183                            | 28.1500                       | 844,500.00<br>-140,050.00         |                         | 844,500.00<br>984,550.00<br>-140,050.00                     | ✓ 6.20%               |
| BHP Group Ltd                             | AU000000BHP4<br>AUD       | ✓ 3,000   | 34.6166                            | 48.5700                       | 145,710.00<br>41,860.23           |                         | 145,710.00<br>103,849.77<br>41,860.23                       | ✓ 1.07%               |
| Boral Ltd                                 | AU000000BLD2<br>AUD       | ✓ 20,000  | 5.1294                             | 7.3500                        | 147,000.00<br>44,412.34           |                         | 147,000.00<br>102,587.66<br>44,412.34                       | ✓ 1.08%               |

# Detailed positions

## PORTFOLIO HOLDINGS AND VALUATION

### ACCOUNT NUMBER

003211711

### ACCOUNT NAME

Biddlecombe Pty Ltd ATF Biddlecombe Pty Ltd Pension Fund

### PORTFOLIO NUMBER / CURRENCY

321171019/AUD

### PORTFOLIO NAME

Asset Advisory

### STATEMENT DATE

as at 30 June 2021

| Description                      | Security code<br>Currency | Quantity | Average unit cost<br>Exchange rate | Market price<br>Exchange rate | Market value<br>Increase/decrease | Accrued interest in CCY | Market value<br>Total cost<br>Increase/decrease<br>(in AUD) | Allocation percentage |
|----------------------------------|---------------------------|----------|------------------------------------|-------------------------------|-----------------------------------|-------------------------|---|-----------------------|
| CIMIC Group Ltd                  | AU000000CIM7<br>AUD       | ✓ 10,000 | 28.2419                            | 19.7800                       | 197,800.00<br>-84,618.75          |                         | 197,800.00<br>282,418.75<br>-84,618.75                      | ✓ 1.45%               |
| CSL Ltd                          | AU000000CSL8<br>AUD       | ✓ 1,000  | 279.3057                           | 285.1900                      | 285,190.00<br>5,884.31            |                         | 285,190.00<br>279,305.69<br>5,884.31                        | ✓ 2.09%               |
| Challenger Ltd                   | AU000000CGF5<br>AUD       | ✓ 30,000 | 10.5559                            | 5.4100                        | 162,300.00<br>-154,377.11         |                         | 162,300.00<br>316,677.11<br>-154,377.11                     | ✓ 1.19%               |
| Commonwealth Bank of Australia   | AU000000CBA7<br>AUD       | ✓ 2,000  | 69.2989                            | 99.8700                       | 199,740.00<br>61,142.23           |                         | 199,740.00<br>138,597.77<br>61,142.23                       | ✓ 1.47%               |
| Crown Resorts Ltd                | AU000000CWN6<br>AUD       | ✓ 30,000 | 14.3599                            | 11.9100                       | 357,300.00<br>-73,498.30          |                         | 357,300.00<br>430,798.30<br>-73,498.30                      | ✓ 2.62%               |
| Dalrymple Bay Infrastructure Ltd | AU0000120628<br>AUD       | ✓ 74,200 | 2.5700                             | 2.1000                        | 155,820.00<br>-34,874.00          |                         | 155,820.00<br>190,694.00<br>-34,874.00                      | ✓ 1.14%               |
| Downer EDI Ltd                   | AU000000DOW2<br>AUD       | ✓ 20,000 | 5.0046                             | 5.5900                        | 111,800.00<br>11,708.55           |                         | 111,800.00<br>100,091.45<br>11,708.55                       | ✓ 0.82%               |
| Flight Centre Travel Group Ltd   | AU000000FLT9<br>AUD       | ✓ 665    | 7.2000                             | 14.8500                       | 9,875.25<br>5,087.25              |                         | 9,875.25<br>4,788.00<br>5,087.25                            | ✓ 0.07%               |
| Galaxy Resources Ltd             | AU000000GXY2<br>AUD       | ✓ 20,650 | 1.7000                             | 3.6700                        | 75,785.50<br>40,680.50            |                         | 75,785.50<br>35,105.00<br>40,680.50                         | ✓ 0.56%               |
| Graincorp Limited                | AU000000GNC9<br>AUD       | ✓ 25,000 | 4.1066                             | 5.1600                        | 129,000.00<br>26,335.10           |                         | 129,000.00<br>102,664.90<br>26,335.10                       | ✓ 0.95%               |

## Detailed positions

### PORTFOLIO HOLDINGS AND VALUATION

#### ACCOUNT NUMBER

003211711

#### ACCOUNT NAME

Biddlecombe Pty Ltd ATF Biddlecombe Pty Ltd Pension Fund

#### PORTFOLIO NUMBER / CURRENCY

321171019/AUD

#### PORTFOLIO NAME

Asset Advisory

#### STATEMENT DATE

as at 30 June 2021

| Description                 | Security code<br>Currency | Quantity  | Average unit cost<br>Exchange rate | Market price<br>Exchange rate | Market value<br>Increase/decrease | Accrued interest in CCY | Market value<br>Total cost<br>Increase/decrease<br>(in AUD) | Allocation percentage |
|-----------------------------|---------------------------|-----------|------------------------------------|-------------------------------|-----------------------------------|-------------------------|---|-----------------------|
| Humm Group Ltd              | AU0000121337<br>AUD       | ✓ 100,000 | 1.2906                             | 0.9900                        | 99,000.00<br>-30,060.54           |                         | 99,000.00<br>129,060.54<br>-30,060.54                       | ✓ 0.73%               |
| Incitec Pivot Ltd           | AU000000IPL1<br>AUD       | ✓ 100,000 | 2.6745                             | 2.3800                        | 238,000.00<br>-29,453.49          |                         | 238,000.00<br>267,453.49<br>-29,453.49                      | ✓ 1.75%               |
| Karoon Energy Ltd           | AU000000KAR6<br>AUD       | ✓ 100,000 | 1.0974                             | 1.3300                        | 133,000.00<br>23,263.63           |                         | 133,000.00<br>109,736.37<br>23,263.63                       | ✓ 0.98%               |
| Monadelphous Group Ltd      | AU000000MND5<br>AUD       | ✓ 20,000  | 9.9486                             | 10.4500                       | 209,000.00<br>10,028.92           |                         | 209,000.00<br>198,971.08<br>10,028.92                       | ✓ 1.53%               |
| National Australia Bank Ltd | AU000000NAB4<br>AUD       | ✓ 30,000  | 30.9505                            | 26.2200                       | 786,600.00<br>-141,916.25         |                         | 786,600.00<br>928,516.25<br>-141,916.25                     | ✓ 5.77%               |
| Newcrest Mining Ltd         | AU000000NCM7<br>AUD       | ✓ 5,000   | 25.5084                            | 25.2800                       | 126,400.00<br>-1,141.99           |                         | 126,400.00<br>127,541.99<br>-1,141.99                       | ✓ 0.93%               |
| Orica Ltd                   | AU000000ORI1<br>AUD       | ✓ 20,000  | 16.4404                            | 13.2800                       | 265,600.00<br>-63,208.61          |                         | 265,600.00<br>328,808.61<br>-63,208.61                      | ✓ 1.95%               |
| Origin Energy Ltd           | AU000000ORG5<br>AUD       | ✓ 50,000  | 9.6996                             | 4.5100                        | 225,500.00<br>-259,481.21         |                         | 225,500.00<br>484,981.21<br>-259,481.21                     | ✓ 1.66%               |
| Qantas Airways Ltd          | AU000000QAN2<br>AUD       | ✓ 63,505  | 5.5406                             | 4.6600                        | 295,933.30<br>-55,923.17          |                         | 295,933.30<br>351,856.47<br>-55,923.17                      | ✓ 2.17%               |
| Sandfire Resources Ltd      | AU000000SFR8<br>AUD       | ✓ 10,000  | 4.5121                             | 6.8300                        | 68,300.00<br>23,178.65            |                         | 68,300.00<br>45,121.35<br>23,178.65                         | ✓ 0.50%               |



## Detailed positions

### PORTFOLIO HOLDINGS AND VALUATION

#### ACCOUNT NUMBER

003211711

#### ACCOUNT NAME

Biddlecombe Pty Ltd ATF Biddlecombe Pty Ltd Pension Fund

#### PORTFOLIO NUMBER / CURRENCY

321171019/AUD

#### PORTFOLIO NAME

Asset Advisory

#### STATEMENT DATE

as at 30 June 2021

| Description                | Security code<br>Currency | Quantity  | Average unit cost<br>Exchange rate | Market price<br>Exchange rate | Market value<br>Increase/decrease | Accrued interest in CCY | Market value<br>Total cost<br>Increase/decrease<br>(in AUD) | Allocation percentage |
|----------------------------|---------------------------|-----------|------------------------------------|-------------------------------|-----------------------------------|-------------------------|---|-----------------------|
| Seven Group Holdings Ltd   | AU000000SVW5<br>AUD       | ✓ 5,000   | 20.6786                            | 20.3500                       | 101,750.00<br>-1,642.94           |                         | 101,750.00<br>103,392.94<br>-1,642.94                       | ✓ 0.75%               |
| Spark Infrastructure Group | AU000000SKI7<br>AUD       | ✓ 100,000 | 2.1775                             | 2.2500                        | 225,000.00<br>7,248.29            |                         | 225,000.00<br>217,751.71<br>7,248.29                        | ✓ 1.65%               |
| Strike Energy Ltd          | AU000000STX7<br>AUD       | ✓ 25,280  | 0.3000                             | 0.3200                        | 8,089.60<br>505.60                |                         | 8,089.60<br>7,584.00<br>505.60                              | ✓ 0.06%               |
| Sydney Airport             | AU000000SYD9<br>AUD       | ✓ 23,883  | 6.1604                             | 5.7900                        | 138,282.57<br>-8,845.09           |                         | 138,282.57<br>147,127.66<br>-8,845.09                       | ✓ 1.01%               |
| Tabcorp Holdings Limited   | AU000000TAH8<br>AUD       | ✓ 30,000  | 3.3126                             | 5.1800                        | 155,400.00<br>56,021.70           |                         | 155,400.00<br>99,378.30<br>56,021.70                        | ✓ 1.14%               |
| Tamboran Resources Ltd     | AU0000154841<br>AUD       | ✓ 250,000 | 0.4000                             | 0.4000                        | 100,000.00<br>0.00                |                         | 100,000.00<br>100,000.00<br>0.00                            | ✓ 0.73%               |
| Telstra Corporation Ltd    | AU000000TLS2<br>AUD       | ✓ 300,000 | 5.9425                             | 3.7600                        | 1,128,000.00<br>-654,735.37       |                         | 1,128,000.00<br>1,782,735.37<br>-654,735.37                 | ✓ 8.28%               |
| The a2 Milk Company Ltd    | NZATME0002S8<br>AUD       | ✓ 20,000  | 13.5981                            | 6.0000                        | 120,000.00<br>-151,962.15         |                         | 120,000.00<br>271,962.15<br>-151,962.15                     | ✓ 0.88%               |
| Transurban Group           | AU000000TCL6<br>AUD       | ✓ 20,000  | 13.4633                            | 14.2300                       | 284,600.00<br>15,334.26           |                         | 284,600.00<br>269,265.74<br>15,334.26                       | ✓ 2.09%               |
| Westpac Banking Corp       | AU000000WBC1<br>AUD       | ✓ 30,000  | 33.4181                            | 25.8100                       | 774,300.00<br>-228,243.39         |                         | 774,300.00<br>1,002,543.39<br>-228,243.39                   | ✓ 5.68%               |

## Detailed positions

### PORTFOLIO HOLDINGS AND VALUATION

#### ACCOUNT NUMBER

003211711

#### ACCOUNT NAME

Biddlecombe Pty Ltd ATF Biddlecombe Pty Ltd Pension Fund

#### PORTFOLIO NUMBER / CURRENCY

321171019/AUD

#### PORTFOLIO NAME

Asset Advisory

#### STATEMENT DATE

as at 30 June 2021

| Description                               | Security code<br>Currency | Quantity  | Average unit cost<br>Exchange rate | Market price<br>Exchange rate | Market value<br>Increase/decrease | Accrued interest in CCY | Market value<br>Total cost<br>Increase/decrease<br>(in AUD) | Allocation percentage |
|---|---------------------------|-----------|------------------------------------|-------------------------------|-----------------------------------|-------------------------|---|-----------------------|
| Whitehaven Coal Ltd                       | AU000000WHC8<br>AUD       | ✓ 50,000  | 1.8148                             | 1.9400                        | 97,000.00<br>6,261.03             |                         | 97,000.00 ✓<br>90,738.97<br>6,261.03                        | 0.71%                 |
| Woodside Petroleum Ltd                    | AU000000WPL2<br>AUD       | ✓ 20,000  | 37.9639                            | 22.2100                       | 444,200.00<br>-315,078.25         |                         | 444,200.00 ✓<br>759,278.25<br>-315,078.25                   | 3.26%                 |
| International equities                    |                           |           |                                    |                               |                                   |                         | 1,917,846.72  | 14.08%                |
| Apple Inc                                 | US0378331005<br>USD       | ✓ 600     | 131.7991<br>0.73229                | 136.9600<br>0.74990           | 82,176.00<br>3,096.54             |                         | 109,582.61 ✓<br>107,989.27<br>1,593.34                      | 0.80%                 |
| BAE Systems PLC                           | GB0002634946<br>GBP       | ✓ 11,000  | 4.7532<br>0.54645                  | 5.2200<br>0.54219             | 57,420.00<br>5,134.79             |                         | 105,903.83 ✓<br>95,681.60<br>10,222.23                      | 0.78%                 |
| Betashares FTSE 100 ETF                   | AU0000051054<br>AUD       | ✓ 30,000  | 10.9223                            | 10.0000                       | 300,000.00<br>-27,670.49          |                         | 300,000.00 ✓<br>327,670.49<br>-27,670.49                    | 2.20%                 |
| Gilead Sciences Inc                       | US3755581036<br>USD       | ✓ 800     | 76.0514<br>0.66308                 | 68.8600<br>0.74990            | 55,088.00<br>-5,753.14            |                         | 73,460.46 ✓<br>91,755.36<br>-18,294.90                      | 0.54%                 |
| JPMorgan Chase & Co                       | US46625H1005<br>USD       | ✓ 450     | 95.0060<br>0.69450                 | 155.5400<br>0.74990           | 69,993.00<br>27,240.29            |                         | 93,336.44 ✓<br>61,558.99<br>31,777.45                       | 0.69%                 |
| Lloyds Banking Group PLC                  | GB0008706128<br>GBP       | ✓ 150,000 | 0.4803<br>0.51939                  | 0.4669<br>0.54219             | 70,035.00<br>-2,017.08            |                         | 129,170.59 ✓<br>138,723.75<br>-9,553.16                     | 0.95%                 |
| Magellan Global Fund (Closed Class Units) | AU0000113557<br>AUD       | ✓ 100,000 | 1.9439                             | 1.8100                        | 181,000.00<br>-13,394.90          |                         | 181,000.00 ✓<br>194,394.90<br>-13,394.90                    | 1.33%                 |

## Detailed positions

### PORTFOLIO HOLDINGS AND VALUATION

#### ACCOUNT NUMBER

003211711

#### ACCOUNT NAME

Biddlecombe Pty Ltd ATF Biddlecombe Pty Ltd Pension Fund

#### PORTFOLIO NUMBER / CURRENCY

321171019/AUD

#### PORTFOLIO NAME

Asset Advisory

#### STATEMENT DATE

as at 30 June 2021

| Description  | Security code<br>Currency | Quantity  | Average unit cost<br>Exchange rate | Market price<br>Exchange rate | Market value<br>Increase/decrease | Accrued interest in CCY | Market value<br>Total cost<br>Increase/decrease<br>(in AUD) | Allocation percentage |
|--|---------------------------|-----------|------------------------------------|-------------------------------|-----------------------------------|-------------------------|---|-----------------------|
| Magellan Global Fund Options<br>EXP 01/03/2024       | AU0000135048<br>AUD       | 50,000    | 0.0000                             | 0.0280                        | 1,400.00<br>1,400.00              |                         | 1,400.00<br>0.00<br>1,400.00                                | ✓ 0.01%               |
| Microsoft Corp                                       | US5949181045<br>USD       | ✓ 400     | 181.8124<br>0.64114                | 270.9000<br>0.74990           | 108,360.00<br>35,635.07           |                         | 144,499.27<br>113,430.66<br>31,068.61                       | ✓ 1.06%               |
| Moderna Inc  | US60770K1079<br>USD       | ✓ 350     | 80.8804<br>0.69393                 | 234.9800<br>0.74990           | 82,243.00<br>53,934.87            |                         | 109,671.96<br>40,793.94<br>68,878.02                        | ✓ 0.80%               |
| Pfizer Inc   | US7170811035<br>USD       | ✓ 2,000   | 36.7730<br>0.72089                 | 39.1600<br>0.74990            | 78,320.00<br>4,774.09             |                         | 104,440.59<br>102,020.98<br>2,419.61                        | ✓ 0.77%               |
| Ping An Healthcare and<br>Technology Company Limited | KYG711391022<br>HKD       | ✓ 4,500   | 137.1040<br>5.99181                | 96.7000<br>5.82249            | 435,150.00<br>-181,818.59         |                         | 74,736.07<br>102,968.65<br>-28,232.58                       | ✓ 0.55%               |
| Platinum Capital Limited PMC                         | AU000000PMC2<br>AUD       | ✓ 200,000 | 1.9092                             | 1.5200                        | 304,000.00<br>-77,836.21          |                         | 304,000.00<br>381,836.21<br>-77,836.21                      | ✓ 2.23%               |
| Royal Dutch Shell PLC (B)                            | GB00B03MM408<br>GBP       | ✓ 3,000   | 17.6738<br>0.50746                 | 13.9900<br>0.54219            | 41,970.00<br>-11,051.43           |                         | 77,408.29<br>104,483.96<br>-27,075.67                       | ✓ 0.57%               |
| Unilever PLC   | GB00B10RZP78<br>GBP       | ✓ 1,400   | 41.2213<br>0.55144                 | 42.3050<br>0.54219            | 59,227.00<br>1,517.18             |                         | 109,236.61<br>104,652.94<br>4,583.67                        | ✓ 0.80%               |

# Detailed positions

## CAPITAL GROWTH AND INCOME RECEIVED

### ACCOUNT NUMBER

003211711

### ACCOUNT NAME

Biddlecombe Pty Ltd ATF Biddlecombe Pty Ltd Pension Fund

### PORTFOLIO NUMBER / CURRENCY

321171019/AUD

### PORTFOLIO NAME

Asset Advisory

### PERIOD

1 July 2020 to 30 June 2021

| Description  | Security code | Start of period value | End of period value  | Subscription/ withdrawal | Income received   | Change in acc. income | Capital growth      |
|--|---------------|-----------------------|----------------------|--------------------------|-------------------|-----------------------|---------------------|
| <b>Total</b>   |               | <b>11,787,893.87</b>  | <b>13,624,978.58</b> | <b>-470,000.00</b>       | <b>326,223.01</b> | <b>0.00</b>           | <b>2,056,753.92</b> |
| <b>Cash</b>  |               | <b>121,413.50</b>     | <b>477,210.64</b>    | <b>431,656.38</b>        | <b>0.00</b>       | <b>0.00</b>           | <b>32.98</b>        |
| Cash Management Account AUD 321171019  |               | 98,579.96             | 447,456.76           | 424,769.03               |                   |                       | -0.01               |
| Cash Management Account GBP 321171035  |               | 683.12                | 9,808.19             | 8,973.24                 |                   |                       | 151.83              |
| Cash Management Account USD 321171027  |               | 63,694.19             | 19,945.69            | -43,629.66               |                   |                       | -118.84             |
| Liability account AUD 321171050  |               | -41,543.77            |                      | 41,543.77                |                   |                       |                     |
| <b>Domestic fixed income</b>   |               | <b>1,372,599.00</b>   | <b>1,220,945.00</b>  | <b>-231,864.27</b>       | <b>31,891.43</b>  | <b>0.00</b>           | <b>48,318.84</b>    |
| ANZ 3MBBSW+3.80% MAND CON 20.03.2027 call 20.03.2025 (ANZPH)                   | AU0000ANZPH4  | 203,122.00            | 212,840.00           | -5,389.00                | 5,389.00          |                       | 9,718.00            |
| Bendigo & Adelaide BK 3MBBSW+3.80% MAND CON 15.06.2029 call 15.06.2027 (BENPH) | AU0000113839  |                       |                      | -4,371.67                | 1,076.88          |                       | 3,294.79            |
| CBA 3MBBSW+2.75% MAND CON 20.10.2028 call 20.10.2026 (CBAPJ)                   | AU0000138927  |                       | 328,250.00           | 323,697.72               | 1,302.28          |                       | 3,250.00            |
| CBA 3MBBSW+2.80% MAND CON 15.12.2024 call 15.12.2022 (CBAPD)                   | AU0000CBAPD7  | 297,933.00            | 304,050.00           | -6,010.50                | 6,010.50          |                       | 6,117.00            |
| CBA 3MBBSW+3.00% MAND CON 20.04.2029 call 20.04.2027 (CBAPI)                   | AU0000061327  | 192,700.00            |                      | -202,951.50              | 2,173.60          |                       | 8,077.90            |
| Challenger 3MBBSW+4.60% MAND CON 25.05.2028 call 25.05.2026 (CGFPC)            | AU0000110900  |                       |                      | -3,753.95                | 627.75            |                       | 3,126.20            |
| Macquarie Bank 3MBBSW+4.70% MAND CON 21.12.2028 call 21.12.2025 (MBLPC)        | AU0000088429  | 177,344.00            | 185,045.00           | -7,267.16                | 7,267.16          |                       | 7,701.00            |
| Macquarie Group Ltd 3MBBSW+2.90% MAND CON 18.09.2030 CALL 18.08.2027 (MQGPE)   | AU0000136442  |                       | 190,760.00           | 188,787.04               | 1,212.96          |                       | 760.00              |
| NAB FRN Sub 3MBBSW+220 due 20/09/2028 call 20/09/2023 (NABPE)                  | AU0000NABPE2  | 501,500.00            |                      | -514,605.25              | 6,831.30          |                       | 6,273.95            |
| <b>International fixed income</b>  |               | <b>181,500.00</b>     | <b>228,000.00</b>    | <b>-10,000.00</b>        | <b>10,000.00</b>  | <b>0.00</b>           | <b>46,500.00</b>    |
| KKR Credit Income Fund   | AU0000060014  | 181,500.00            | 228,000.00           | -10,000.00               | 10,000.00         |                       | 46,500.00           |

## Detailed positions

### CAPITAL GROWTH AND INCOME RECEIVED

#### ACCOUNT NUMBER

003211711

#### ACCOUNT NAME

Biddlecombe Pty Ltd ATF Biddlecombe Pty Ltd Pension Fund

#### PORTFOLIO NUMBER / CURRENCY

321171019/AUD

#### PORTFOLIO NAME

Asset Advisory

#### PERIOD

1 July 2020 to 30 June 2021

| Description                                       | Security code | Start of period value | End of period value | Subscription/ withdrawal | Income received   | Change in acc. income | Capital growth      |
|---|---------------|-----------------------|---------------------|--------------------------|-------------------|-----------------------|---------------------|
| <b>Domestic real estate</b>                       |               | <b>329,080.00</b>     | <b>0.00</b>         | <b>-370,517.46</b>       | <b>4,868.45</b>   | <b>0.00</b>           | <b>36,569.01</b>    |
| APN Convenience Retail REIT                       | AU00000039620 | 66,640.00             |                     | -68,479.69               | 1,068.20          |                       | 771.49              |
| Centuria Industrial REIT                          | AU000000CIP0  |                       |                     | -454.43                  | 1,374.87          |                       | -920.44             |
| Lendlease Group                                   | AU000000LLC3  | 123,700.00            |                     | -115,397.15              | 651.25            |                       | -8,954.10           |
| Mirvac Group                                      | AU000000MGR9  |                       |                     | -18,422.41               |                   |                       | 18,422.41           |
| Vanguard Australian Property Securities Index ETF | AU000000VAP7  | 138,740.00            |                     | -167,763.78              | 1,774.13          |                       | 27,249.65           |
| <b>Domestic equities</b>                          |               | <b>8,904,676.19</b>   | <b>9,780,976.22</b> | <b>-1,092,450.96</b>     | <b>245,416.19</b> | <b>0.00</b>           | <b>1,723,334.80</b> |
| AGL Energy Ltd                                    | AU000000AGL7  | 341,000.00            |                     | -278,650.10              | 10,200.00         |                       | -72,549.90          |
| APA Group   | AU000000APA1  |                       | 356,000.00          | 395,220.51               | 4,800.00          |                       | -44,020.51          |
| Adore Beauty Group Ltd                            | AU0000109506  |                       |                     | 18,289.41                |                   |                       | -18,289.41          |
| Alumina Ltd                                       | AU000000AWC3  |                       | 164,500.00          | 172,000.73               | 7,551.80          |                       | -15,052.53          |
| Amcor PLC   | AU000000AMC4  |                       | 151,300.00          | 152,594.52               |                   |                       | -1,294.52           |
| Appen Ltd   | AU000000APX3  |                       | 136,000.00          | 278,491.17               | 550.00            |                       | -143,041.17         |
| Atlas Arteria                                     | AU0000013559  |                       | 127,400.00          | 122,239.12               | 4,800.00          |                       | 360.88              |
| Australia & New Zealand Banking Group Ltd         | AU000000ANZ3  | 559,200.00            | 844,500.00          | -18,000.00               | 18,000.00         |                       | 285,300.00          |
| BHP Group Ltd                                     | AU000000BHP4  | 358,200.00            | 145,710.00          | -312,945.77              | 7,706.85          |                       | 92,748.92           |
| Bank of Queensland Ltd                            | AU000000BOQ8  | 123,400.00            |                     | -125,253.47              |                   |                       | 1,853.47            |
| Boral Ltd   | AU000000BLD2  | 208,450.00            | 147,000.00          | -175,873.75              |                   |                       | 114,423.75          |
| CIMIC Group Ltd                                   | AU000000CIM7  | 241,200.00            | 197,800.00          |                          |                   |                       | -43,400.00          |
| CSL Ltd   | AU000000CSL8  | 287,000.00            | 285,190.00          | -28,826.62               | 3,493.19          |                       | 23,523.43           |
| CSR Ltd   | AU000000CSR5  | 220,800.00            |                     | -295,303.57              | 2,500.00          |                       | 72,003.57           |
| Challenger Ltd                                    | AU000000CGF5  | 132,300.00            | 162,300.00          | -2,850.00                | 2,850.00          |                       | 30,000.00           |
| Commonwealth Bank of Australia                    | AU000000CBA7  | 694,200.00            | 199,740.00          | -670,639.46              | 10,350.00         |                       | 165,829.46          |
| Crown Resorts Ltd                                 | AU000000CWN6  | 290,100.00            | 357,300.00          |                          |                   |                       | 67,200.00           |
| Dalrymple Bay Infrastructure Ltd                  | AU0000120628  |                       | 155,820.00          | 187,355.00               | 3,339.00          |                       | -34,874.00          |
| Downer EDI Ltd                                    | AU000000DOW2  |                       | 111,800.00          | 100,091.45               |                   |                       | 11,708.55           |
| Fisher & Paykel Healthcare Corporation Ltd        | NZFAPE0001S2  |                       |                     | -9,583.55                |                   |                       | 9,583.55            |
| Flight Centre Travel Group Ltd                    | AU000000FLT9  | 7,394.80              | 9,875.25            |                          |                   |                       | 2,480.45            |
| Galaxy Resources Ltd                              | AU000000GXY2  |                       | 75,785.50           | 35,105.00                |                   |                       | 40,680.50           |

## Detailed positions

### CAPITAL GROWTH AND INCOME RECEIVED

#### ACCOUNT NUMBER

003211711

#### ACCOUNT NAME

Biddlecombe Pty Ltd ATF Biddlecombe Pty Ltd Pension Fund

#### PORTFOLIO NUMBER / CURRENCY

321171019/AUD

#### PORTFOLIO NAME

Asset Advisory

#### PERIOD

1 July 2020 to 30 June 2021

| Description   | Security code | Start of period value | End of period value | Subscription/ withdrawal | Income received | Change in acc. income | Capital growth |
|---|---------------|-----------------------|---------------------|--------------------------|-----------------|-----------------------|----------------|
| Genetic Signatures Ltd                              | AU000000GSS4  | 10,750.00             |                     | -9,112.50                |                 |                       | -1,637.50      |
| Graincorp Limited                                   | AU000000GNC9  |                       | 129,000.00          | 95,475.12                | 3,500.00        |                       | 30,024.88      |
| Healius Ltd   | AU00000033359 | 213,500.00            |                     | -232,772.80              | 1,820.00        |                       | 17,452.80      |
| Humm Group Ltd                                      | AU0000121337  |                       | 99,000.00           | 129,060.54               |                 |                       | -30,060.54     |
| Incitec Pivot Ltd                                   | AU000000IPL1  |                       | 238,000.00          | 239,741.24               |                 |                       | -1,741.24      |
| Janus Henderson Group PLC                           | AU000000JHG6  | 185,760.00            |                     | -175,710.57              | 2,985.12        |                       | -13,034.55     |
| Karoon Energy Ltd                                   | AU000000KAR6  |                       | 133,000.00          | 109,736.37               |                 |                       | 23,263.63      |
| Monadelphous Group Ltd                              | AU000000MND5  |                       | 209,000.00          | 198,971.08               |                 |                       | 10,028.92      |
| National Australia Bank Ltd                         | AU000000NAB4  | 767,426.40            | 786,600.00          | -324,425.15              | 24,000.00       |                       | 319,598.75     |
| Newcrest Mining Ltd                                 | AU000000NCM7  |                       | 126,400.00          | 115,760.51               |                 |                       | 10,639.49      |
| Oil Search Ltd                                      | PG0008579883  |                       |                     | -85,437.55               |                 |                       | 85,437.55      |
| Orica Ltd   | AU000000ORI1  | 166,400.00            | 265,600.00          | 155,587.93               | 3,300.00        |                       | -59,687.93     |
| Origin Energy Ltd                                   | AU000000ORG5  | 292,000.00            | 225,500.00          | -11,250.00               | 11,250.00       |                       | -66,500.00     |
| Orocobre Ltd  | AU000000ORE0  |                       |                     | -4,212.11                |                 |                       | 4,212.11       |
| Orora Ltd   | AU000000ORA8  |                       |                     | -27,680.01               | 3,900.00        |                       | 23,780.01      |
| Pendal Group Ltd                                    | AU0000009789  | 31,909.65             |                     | -44,358.73               |                 |                       | 12,449.08      |
| QBE Insurance Group Ltd                             | AU000000QBE9  | 177,200.00            |                     | -231,792.30              |                 |                       | 54,592.30      |
| Qantas Airways Ltd                                  | AU000000QAN2  | 189,000.00            | 295,933.30          | 49,293.25                |                 |                       | 57,640.05      |
| Qantas Airways Ltd Placement (Price > three months) | AU0000093106  | 49,293.25             |                     | -49,293.25               |                 |                       |                |
| Qube Holdings Ltd                                   | AU000000QUB5  |                       |                     | -10,400.27               |                 |                       | 10,400.27      |
| Sandfire Resources Ltd                              | AU000000SFR8  | 202,800.00            | 68,300.00           | -234,113.49              | 9,600.00        |                       | 90,013.49      |
| Seven Group Holdings Ltd                            | AU000000SVW5  |                       | 101,750.00          | 103,392.94               |                 |                       | -1,642.94      |
| SkyCity Entertainment Group Ltd                     | NZSKCE0001S2  | 113,692.09            |                     | -125,286.74              |                 |                       | 11,594.65      |
| South32 Ltd   | AU000000S320  |                       |                     | -61,117.68               | 1,911.55        |                       | 59,206.13      |
| Spark Infrastructure Group                          | AU000000SKI7  | 432,000.00            | 225,000.00          | -245,586.93              | 16,750.00       |                       | 21,836.93      |
| Strike Energy Ltd                                   | AU000000STX7  |                       | 8,089.60            | 7,584.00                 |                 |                       | 505.60         |
| Sydney Airport                                      | AU000000SYD9  | 113,400.00            | 138,282.57          | 17,706.48                |                 |                       | 7,176.09       |
| Tabcorp Holdings Limited                            | AU000000TAH8  | 338,000.00            | 155,400.00          | -305,072.88              | 3,750.00        |                       | 118,722.88     |
| Tamboran Resources Ltd                              | AU0000154841  |                       | 100,000.00          | 100,000.00               |                 |                       |                |
| Telstra Corporation Ltd                             | AU000000TLS2  | 939,000.00            | 1,128,000.00        | -48,000.00               | 48,000.00       |                       | 189,000.00     |

## Detailed positions

### CAPITAL GROWTH AND INCOME RECEIVED

#### ACCOUNT NUMBER

003211711

#### ACCOUNT NAME

Biddlecombe Pty Ltd ATF Biddlecombe Pty Ltd Pension Fund

#### PORTFOLIO NUMBER / CURRENCY

321171019/AUD

#### PORTFOLIO NAME

Asset Advisory

#### PERIOD

1 July 2020 to 30 June 2021

| Description                                       | Security code | Start of period value | End of period value | Subscription/ withdrawal | Income received  | Change in acc. income | Capital growth    |
|---|---------------|-----------------------|---------------------|--------------------------|------------------|-----------------------|-------------------|
| The a2 Milk Company Ltd                           | NZATME0002S8  |                       | 120,000.00          | 271,962.15               |                  |                       | -151,962.15       |
| Transurban Group                                  | AU000000TCL6  |                       | 284,600.00          | 267,765.74               | 1,500.00         |                       | 15,334.26         |
| Treasury Wine Estates Ltd                         | AU000000TWE9  | 104,800.00            |                     | -138,977.29              |                  |                       | 34,177.29         |
| Westpac Banking Corp                              | AU000000WBC1  | 538,500.00            | 774,300.00          | -26,700.00               | 26,700.00        |                       | 235,800.00        |
| Whispir Ltd                                       | AU0000047839  |                       |                     | 3,055.00                 |                  |                       | -3,055.00         |
| Whitehaven Coal Ltd                               | AU000000WHC8  | 143,000.00            | 97,000.00           | -99,395.00               |                  |                       | 53,395.00         |
| Woodside Petroleum Ltd                            | AU000000WPL2  | 433,000.00            | 444,200.00          | -10,308.68               | 10,308.68        |                       | 11,200.00         |
| <b>International equities</b>                     |               | <b>878,625.18</b>     | <b>1,917,846.72</b> | <b>803,176.31</b>        | <b>34,046.94</b> | <b>0.00</b>           | <b>201,998.29</b> |
| Apple Inc   | US0378331005  |                       | 109,582.61          | 107,566.83               | 422.44           |                       | 1,593.34          |
| BAE Systems PLC                                   | GB0002634946  |                       | 105,903.83          | 92,802.18                | 2,879.42         |                       | 10,222.23         |
| Betashares FTSE 100 ETF                           | AU0000051054  | 255,000.00            | 300,000.00          | -6,044.48                | 6,044.48         |                       | 45,000.00         |
| Gilead Sciences Inc                               | US3755581036  | 55,721.32             | 73,460.46           | 25,513.88                | 2,515.01         |                       | -10,289.75        |
| Inovio Pharmaceuticals Inc                        | US45773H2013  | 78,070.68             |                     | -38,929.00               |                  |                       | -39,141.68        |
| JPMorgan Chase & Co                               | US46625H1005  |                       | 93,336.44           | 60,173.99                | 1,385.00         |                       | 31,777.45         |
| Lloyds Banking Group PLC                          | GB0008706128  | 55,983.55             | 129,170.59          | 36,499.39                | 1,562.70         |                       | 35,124.95         |
| Magellan Global Fund (Closed Class Units)         | AU0000113557  |                       | 181,000.00          | 194,394.90               |                  |                       | -13,394.90        |
| Magellan Global Fund Options EXP 01/03/2024       | AU0000135048  |                       | 1,400.00            |                          |                  |                       | 1,400.00          |
| Microsoft Corp                                    | US5949181045  | 117,908.46            | 144,499.27          | -983.89                  | 983.89           |                       | 26,590.81         |
| Moderna Inc                                       | US60770K1079  |                       | 109,671.96          | 40,793.94                |                  |                       | 68,878.02         |
| Pfizer Inc  | US7170811035  |                       | 104,440.59          | 100,298.10               | 1,722.88         |                       | 2,419.61          |
| Ping An Healthcare and Technology Company Limited | KYG711391022  |                       | 74,736.07           | 102,968.65               |                  |                       | -28,232.58        |
| Platinum Capital Limited PMC                      | AU000000PMC2  | 250,000.00            | 304,000.00          | -12,000.00               | 12,000.00        |                       | 54,000.00         |
| Royal Dutch Shell PLC (B)                         | GB00B03MM408  | 65,941.17             | 77,408.29           | -2,637.45                | 2,637.45         |                       | 11,467.12         |
| Unilever PLC                                      | GB00B10RZP78  |                       | 109,236.61          | 102,759.27               | 1,893.67         |                       | 4,583.67          |

Note: The impact of Asset under management fee (Crestone AUM Fee) is not included in the investment performance attribution on this schedule.

# Portfolio transactions

## CASH TRANSACTIONS

### ACCOUNT NUMBER

003211711

### ACCOUNT NAME

Biddlecombe Pty Ltd ATF Biddlecombe Pty Ltd Pension Fund

### MONEY ACCOUNT

Cash Management Account AUD 321171019

### PORTFOLIO NUMBER / CURRENCY

321171019/AUD

### PORTFOLIO NAME

Asset Advisory

### PERIOD

1 July 2020 to 30 June 2021

| Processing date        | Value date | Reference | Description  | Debit      | Credit     | Balance    |
|------------------------|------------|-----------|--|------------|------------|------------|
| Completed transactions |            |           |  |            |            |            |
|                        | 01.07.2020 |           | Opening balance  |            |            | 0.00       |
| 01.07.2020             | 30.06.2020 | 32991089  | Interest payment on 30 June 2020 for 31.05.2020 to 29.06.2020  |            | 0.00       | 0.00       |
| 13.07.2020             | 30.06.2020 | 33094105  | Share purchase plan 30,000 SkyCity Entertainment Group Ltd   | 47,000.00  |            | -47,000.00 |
| 13.07.2020             | 30.06.2020 | 32955580  | Reversal Share purchase plan 30,000 SkyCity Entertainment Group Ltd                                  |            | 47,000.00  | 0.00       |
| 02.07.2020             | 02.07.2020 | 33008275  | Repayment of liability funding AUD   | 41,543.77  |            | -41,543.77 |
| 30.06.2020             | 02.07.2020 | 32962752  | Sell 1,000 units of SPRE CBA 3MBBSW+2.80% MAND CON 15/12/2024 call 15/12/2022 (CBAPD) (AU0000CBAPD7) |            | 98,579.96  | 57,036.19  |
| 06.07.2020             | 03.07.2020 | 32876015  | Dividend Cash National Australia Bank Ltd  |            | 12,000.00  | 69,036.19  |
| 08.07.2020             | 08.07.2020 | 32851781  | Dividend Cash Orica Ltd  |            | 1,650.00   | 70,686.19  |
| 07.07.2020             | 10.07.2020 | 33043118  | Assets under management fee (inc. GST) for 01.06.2020 to 30.06.2020                                  | 5,975.92   |            | 64,710.27  |
| 10.07.2020             | 14.07.2020 | 33084953  | Sell 10,000 units of Treasury Wine Estates Ltd   |            | 105,309.00 | 170,019.27 |
| 13.07.2020             | 15.07.2020 | 33093393  | Buy 50,000 units of South32 Ltd  | 105,635.25 |            | 64,384.02  |
| 16.07.2020             | 15.07.2020 | 32974851  | Dividend Cash KKR Credit Income Fund   |            | 2,500.00   | 66,884.02  |
| 16.07.2020             | 16.07.2020 | 33052369  | Dividend Cash Betashares FTSE 100 ETF  |            | 3,733.83   | 70,617.85  |
| 17.07.2020             | 16.07.2020 | 33051853  | Dividend Cash Vanguard Australian Property Securities Index ETF                                      |            | 1,508.91   | 72,126.76  |
| 16.07.2020             | 20.07.2020 | 33130281  | Buy 350 units of Moderna Inc   | 40,793.93  |            | 31,332.83  |
| 16.07.2020             | 20.07.2020 | 33039094  | Sell 100,000 units of Spark Infrastructure Group   |            | 226,620.60 | 257,953.43 |



# Portfolio transactions

## ACCOUNT NUMBER

003211711

## ACCOUNT NAME

Biddlecombe Pty Ltd ATF Biddlecombe Pty Ltd Pension Fund

## MONEY ACCOUNT

Cash Management Account AUD 321171019

## CASH TRANSACTIONS

## PORTFOLIO NUMBER / CURRENCY

321171019/AUD

## PORTFOLIO NAME

Asset Advisory

## PERIOD

1 July 2020 to 30 June 2021

| Processing date        | Value date | Reference | Description  | Debit      | Credit     | Balance    |
|------------------------|------------|-----------|--|------------|------------|------------|
| Completed transactions |            |           |  |            |            |            |
| 17.07.2020             | 21.07.2020 | 33137679  | Sell 5,000 units of BHP Group Ltd                                    |            | 188,527.03 | 446,480.46 |
| 20.07.2020             | 22.07.2020 | 33154089  | Buy 100,000 units of Alumina Ltd                                     | 179,552.53 |            | 266,927.93 |
| 23.07.2020             | 27.07.2020 | 33183232  | Buy 500 units of CSL Ltd   | 141,852.80 |            | 125,075.13 |
| 23.07.2020             | 27.07.2020 | 33183205  | Sell 10,000 units of QBE Insurance Group Ltd                         |            | 100,885.92 | 225,961.05 |
| 28.07.2020             | 30.07.2020 | 33209649  | Buy 2,000 units of Whispir Ltd                                       | 9,917.50   |            | 216,043.55 |
| 03.08.2020             | 31.07.2020 | 33052110  | Dividend Cash APN Convenience Retail REIT                            |            | 1,068.20   | 217,111.75 |
| 03.08.2020             | 31.07.2020 | 33267611  | Interest payment on 31 July 2020 for 30.06.2020 to 30.07.2020        |            | 0.00       | 217,111.75 |
| 04.08.2020             | 06.08.2020 | 33285123  | Buy 10,000 units of Lendlease Group                                  | 111,347.59 |            | 105,764.16 |
| 10.08.2020             | 12.08.2020 | 33327703  | Buy 50,000 units of South32 Ltd                                      | 111,168.53 |            | -5,404.37  |
| 10.08.2020             | 12.08.2020 | 33327654  | Sell 19,600 units of SREG APN Convenience Retail REIT (AU0000039620) |            | 67,411.49  | 62,007.12  |
| 07.08.2020             | 12.08.2020 | 33311866  | Assets under management fee (inc. GST) for 01.07.2020 to 31.07.2020  | 6,100.16   |            | 55,906.96  |
| 11.08.2020             | 13.08.2020 | 33340869  | Sell 2,500 units of Commonwealth Bank of Australia                   |            | 186,569.94 | 242,476.90 |
| 14.08.2020             | 18.08.2020 | 33372545  | Sell 10,000 units of QBE Insurance Group Ltd                         |            | 108,950.80 | 351,427.70 |
| 18.08.2020             | 20.08.2020 | 33393941  | Buy 20,000 units of Atlas Arteria                                    | 127,039.12 |            | 224,388.58 |
| 19.08.2020             | 21.08.2020 | 33405668  | Sell 500 units of CSL Ltd  |            | 154,076.58 | 378,465.16 |

# Portfolio transactions

## CASH TRANSACTIONS

### ACCOUNT NUMBER

003211711

### ACCOUNT NAME

Biddlecombe Pty Ltd ATF Biddlecombe Pty Ltd Pension Fund

### MONEY ACCOUNT

Cash Management Account AUD 321171019

### PORTFOLIO NUMBER / CURRENCY

321171019/AUD

### PORTFOLIO NAME

Asset Advisory

### PERIOD

1 July 2020 to 30 June 2021

| Processing date        | Value date | Reference | Description  | Debit      | Credit     | Balance     |
|------------------------|------------|-----------|--|------------|------------|-------------|
| Completed transactions |            |           |  |            |            |             |
| 26.08.2020             | 26.08.2020 | 33351498  | Dividend Cash Janus Henderson Group PLC                                  |            | 2,985.12   | 381,450.28  |
| 24.08.2020             | 26.08.2020 | 33453729  | Sell 20,000 units of Lendlease Group                                     |            | 226,093.49 | 607,543.77  |
| 24.08.2020             | 26.08.2020 | 33453766  | Buy 30,000 units of Graincorp Limited                                    | 130,670.88 |            | 476,872.89  |
| 25.08.2020             | 27.08.2020 | 33472696  | Buy 14,655 units of Pendal Group Ltd                                     | 88,830.57  |            | 388,042.32  |
| 26.08.2020             | 28.08.2020 | 33486204  | Buy 2,500 units of Commonwealth Bank of Australia                        | 173,247.21 |            | 214,795.11  |
| 26.08.2020             | 28.08.2020 | 33484999  | Buy 20,000 units of APA Group  | 211,033.01 |            | 3,762.10    |
| 27.08.2020             | 31.08.2020 | 33507373  | Sell 7,768 units of Healius Ltd  |            | 25,865.36  | 29,627.46   |
| 01.09.2020             | 31.08.2020 | 33562459  | Interest payment on 31 August 2020 for 31.07.2020 to 30.08.2020          |            | 0.00       | 29,627.46   |
| 01.09.2020             | 01.09.2020 | 33518319  | Capital increase tradable right 3,883 Sydney Airport Renounceable Rights | 17,706.48  |            | 11,920.98   |
| 28.08.2020             | 01.09.2020 | 33519135  | Sell 1,048 units of Healius Ltd  |            | 3,489.57   | 15,410.55   |
| 02.09.2020             | 02.09.2020 | 33575588  | Liability funding for unsettled transactions AUD                         |            | 7,245.25   | 22,655.80   |
| 31.08.2020             | 02.09.2020 | 33516799  | Buy IPO 24,050 units of SREG Orocobre Ltd Placement (AU0000102790)       | 60,606.00  |            | -37,950.20  |
| 31.08.2020             | 02.09.2020 | 33527024  | Sell 2,120 units of National Australia Bank Ltd                          |            | 37,950.20  | 0.00        |
| 03.09.2020             | 03.09.2020 | 33587151  | Repayment of liability funding AUD                                       | 7,245.25   |            | -7,245.25   |
| 01.09.2020             | 03.09.2020 | 33537533  | Buy 600 units of Apple Inc   | 107,989.27 |            | -115,234.52 |

# Portfolio transactions

## ACCOUNT NUMBER

003211711

## ACCOUNT NAME

Biddlecombe Pty Ltd ATF Biddlecombe Pty Ltd Pension Fund

## MONEY ACCOUNT

Cash Management Account AUD 321171019

## CASH TRANSACTIONS

## PORTFOLIO NUMBER / CURRENCY

321171019/AUD

## PORTFOLIO NAME

Asset Advisory

## PERIOD

1 July 2020 to 30 June 2021

| Processing date        | Value date | Reference | Description  | Debit     | Credit     | Balance    |
|------------------------|------------|-----------|--|-----------|------------|------------|
| Completed transactions |            |           |  |           |            |            |
| 01.09.2020             | 03.09.2020 | 33485042  | Sell 61,184 units of Healius Ltd   |           | 201,597.87 | 86,363.35  |
| 03.09.2020             | 07.09.2020 | 33588482  | Sell 6,000 units of Janus Henderson Group PLC                                  |           | 172,725.45 | 259,088.80 |
| 03.09.2020             | 07.09.2020 | 33588508  | Sell 50,983 units of SkyCity Entertainment Group Ltd                           |           | 125,286.74 | 384,375.54 |
| 03.09.2020             | 07.09.2020 | 33588460  | Sell 20,000 units of Bank of Queensland Ltd                                    |           | 125,253.47 | 509,629.01 |
| 10.09.2020             | 10.09.2020 | 33625565  | Capital increase tradable right 9,091 Tabcorp Holdings Ltd Renounceable Rights | 29,545.75 |            | 480,083.26 |
| 08.09.2020             | 10.09.2020 | 33634843  | Buy 10,000 units of Treasury Wine Estates Ltd                                  | 92,191.29 |            | 387,891.97 |
| 07.09.2020             | 10.09.2020 | 33619523  | Assets under management fee (inc. GST) for 01.08.2020 to 31.08.2020            | 5,996.28  |            | 381,895.69 |
| 16.09.2020             | 15.09.2020 | 33690146  | Dividend Cash CBA 3MBBSW+3.00% MAND CON 20.04.2029 call 20.04.2027 (CBAPI)     |           | 1,094.00   | 382,989.69 |
| 16.09.2020             | 15.09.2020 | 33689543  | Dividend Cash CBA 3MBBSW+2.80% MAND CON 15.12.2024 call 15.12.2022 (CBAPD)     |           | 1,535.10   | 384,524.79 |
| 16.09.2020             | 15.09.2020 | 33674786  | Dividend Cash Spark Infrastructure Group                                       |           | 7,000.00   | 391,524.79 |
| 16.09.2020             | 15.09.2020 | 33502109  | Dividend Cash Lendlease Group  |           | 651.25     | 392,176.04 |
| 18.09.2020             | 18.09.2020 | 33605031  | Dividend Cash Woodside Petroleum Ltd   |           | 7,249.41   | 399,425.45 |
| 21.09.2020             | 21.09.2020 | 33626276  | Dividend Cash Platinum Capital Limited PMC                                     |           | 6,000.00   | 405,425.45 |
| 21.09.2020             | 21.09.2020 | 33745636  | Dividend Cash ANZ 3MBBSW+3.80% MAND CON 20.03.2027 call 20.03.2025 (ANZPH)     |           | 1,363.00   | 406,788.45 |
| 22.09.2020             | 21.09.2020 | 33745116  | Interest NAB FRN Sub 3MBBSW+220 due 20/09/2028 call 20/09/2023 (NABPE)         |           | 2,873.00   | 409,661.45 |

# Portfolio transactions

## ACCOUNT NUMBER

003211711

## ACCOUNT NAME

Biddlecombe Pty Ltd ATF Biddlecombe Pty Ltd Pension Fund

## MONEY ACCOUNT

Cash Management Account AUD 321171019

## CASH TRANSACTIONS

## PORTFOLIO NUMBER / CURRENCY

321171019/AUD

## PORTFOLIO NAME

Asset Advisory

## PERIOD

1 July 2020 to 30 June 2021

| Processing date        | Value date | Reference | Description   | Debit      | Credit    | Balance    |
|------------------------|------------|-----------|---|------------|-----------|------------|
| Completed transactions |            |           |   |            |           |            |
| 22.09.2020             | 21.09.2020 | 33687849  | Dividend Cash Macquarie Bank 3MBBSW+4.70% MAND CON 21.12.2028 call 21.12.2025 (MBLPC) |            | 2,117.18  | 411,778.63 |
| 22.09.2020             | 22.09.2020 | 33770792  | Dividend Cash BHP Group Ltd   |            | 3,772.81  | 415,551.44 |
| 24.09.2020             | 24.09.2020 | 33606397  | Dividend Cash Telstra Corporation Ltd   |            | 24,000.00 | 439,551.44 |
| 25.09.2020             | 25.09.2020 | 33626886  | Dividend Cash Alumina Ltd   |            | 3,794.30  | 443,345.74 |
| 23.09.2020             | 25.09.2020 | 33789225  | Buy 100,000 units of Oil Search Ltd   | 281,518.44 |           | 161,827.30 |
| 28.09.2020             | 25.09.2020 | 33607307  | Dividend Cash AGL Energy Ltd  |            | 10,200.00 | 172,027.30 |
| 24.09.2020             | 28.09.2020 | 33802849  | Buy 50,000 units of Qube Holdings Ltd   | 129,249.70 |           | 42,777.60  |
| 29.09.2020             | 29.09.2020 | 33749439  | Dividend Cash Sandfire Resources Ltd  |            | 5,600.00  | 48,377.60  |
| 30.09.2020             | 30.09.2020 | 33498756  | Dividend Cash Commonwealth Bank of Australia  |            | 7,350.00  | 55,727.60  |
| 30.09.2020             | 30.09.2020 | 33503009  | Dividend Cash Australia & New Zealand Banking Group Ltd                               |            | 7,500.00  | 63,227.60  |
| 01.10.2020             | 30.09.2020 | 33908694  | Interest payment on 30 September 2020 for 31.08.2020 to 29.09.2020                    |            | 0.00      | 63,227.60  |
| 02.10.2020             | 02.10.2020 | 33751520  | Dividend Cash Origin Energy Ltd   |            | 5,000.00  | 68,227.60  |
| 06.10.2020             | 05.10.2020 | 33880842  | Dividend Cash Atlas Arteria   |            | 2,200.00  | 70,427.60  |
| 09.10.2020             | 08.10.2020 | 33779910  | Dividend Cash South32 Ltd   |            | 1,368.90  | 71,796.50  |
| 09.10.2020             | 09.10.2020 | 33769606  | Dividend Cash CSL Ltd   |            | 1,469.58  | 73,266.08  |

# Portfolio transactions

## CASH TRANSACTIONS

### ACCOUNT NUMBER

003211711

### ACCOUNT NAME

Biddlecombe Pty Ltd ATF Biddlecombe Pty Ltd Pension Fund

### MONEY ACCOUNT

Cash Management Account AUD 321171019

### PORTFOLIO NUMBER / CURRENCY

321171019/AUD

### PORTFOLIO NAME

Asset Advisory

### PERIOD

1 July 2020 to 30 June 2021

| Processing date        | Value date | Reference | Description   | Debit      | Credit     | Balance    |
|------------------------|------------|-----------|---|------------|------------|------------|
| Completed transactions |            |           |   |            |            |            |
| 07.10.2020             | 09.10.2020 | 33968288  | Sell 2,000 units of Whispir Ltd                                     |            | 6,862.50   | 80,128.58  |
| 07.10.2020             | 09.10.2020 | 33968242  | Sell 5,000 units of Genetic Signatures Ltd                          |            | 9,112.50   | 89,241.08  |
| 07.10.2020             | 09.10.2020 | 33966196  | Sell 15,000 units of Boral Ltd                                      |            | 70,744.39  | 159,985.47 |
| 07.10.2020             | 09.10.2020 | 33965386  | Sell 24,050 units of Orocobre Ltd                                   |            | 64,818.11  | 224,803.58 |
| 08.10.2020             | 12.10.2020 | 33978300  | Sell 20,000 units of AGL Energy Ltd                                 |            | 268,450.10 | 493,253.68 |
| 08.10.2020             | 12.10.2020 | 33977490  | Sell 20,000 units of CSR Ltd  |            | 90,735.33  | 583,989.01 |
| 07.10.2020             | 12.10.2020 | 33962963  | Assets under management fee (inc. GST) for 01.09.2020 to 30.09.2020 | 5,623.78   |            | 578,365.23 |
| 12.10.2020             | 14.10.2020 | 34002899  | Buy 50,000 units of Incitec Pivot Ltd                               | 106,641.30 |            | 471,723.93 |
| 15.10.2020             | 15.10.2020 | 32038507  | Dividend Cash Healius Ltd   |            | 1,820.00   | 473,543.93 |
| 16.10.2020             | 15.10.2020 | 33968423  | Dividend Cash KKR Credit Income Fund                                |            | 2,500.00   | 476,043.93 |
| 14.10.2020             | 16.10.2020 | 34020401  | Buy 20,000 units of Graincorp Limited                               | 80,886.42  |            | 395,157.51 |
| 20.10.2020             | 16.10.2020 | 33944390  | Dividend Cash Vanguard Australian Property Securities Index ETF     |            | 265.22     | 395,422.73 |
| 22.10.2020             | 22.10.2020 | 34078072  | Direct Entry Payment to Biddlecombe (067167 15550122)               | 50,000.00  |            | 345,422.73 |
| 20.10.2020             | 22.10.2020 | 34060569  | Sell 20,000 units of Pandal Group Ltd                               |            | 133,189.30 | 478,612.03 |
| 21.10.2020             | 23.10.2020 | 34067766  | Sell 50,000 units of Qube Holdings Ltd                              |            | 139,649.97 | 618,262.00 |

# Portfolio transactions

## CASH TRANSACTIONS

### ACCOUNT NUMBER

003211711

### ACCOUNT NAME

Biddlecombe Pty Ltd ATF Biddlecombe Pty Ltd Pension Fund

### MONEY ACCOUNT

Cash Management Account AUD 321171019

### PORTFOLIO NUMBER / CURRENCY

321171019/AUD

### PORTFOLIO NAME

Asset Advisory

### PERIOD

1 July 2020 to 30 June 2021

| Processing date        | Value date | Reference | Description   | Debit      | Credit     | Balance    |
|------------------------|------------|-----------|---|------------|------------|------------|
| Completed transactions |            |           |   |            |            |            |
| 23.10.2020             | 26.10.2020 | 33950794  | Buy IPO 7,860 units of SREG Adore Beauty IPO Bookbuild (ABYYY) (AU0000109555)             | 53,055.00  |            | 565,207.00 |
| 27.10.2020             | 29.10.2020 | 34104954  | Buy 3,000 units of BHP Group Ltd  | 106,315.11 |            | 458,891.89 |
| 02.11.2020             | 31.10.2020 | 34165181  | Interest payment on 31 October 2020 for 30.09.2020 to 30.10.2020                          |            | 0.00       | 458,891.89 |
| 29.10.2020             | 02.11.2020 | 34120975  | Buy 2,000 units of BHP Group Ltd  | 68,411.40  |            | 390,480.49 |
| 04.11.2020             | 06.11.2020 | 34189730  | Sell 20,000 units of CSR Ltd  |            | 99,710.48  | 490,190.97 |
| 04.11.2020             | 06.11.2020 | 34185395  | Buy 10,000 units of The a2 Milk Company Ltd   | 133,484.76 |            | 356,706.21 |
| 09.11.2020             | 09.11.2020 | 34226658  | Direct Entry Payment to Biddlecombe SMSF (067167 15550122)                                | 20,000.00  |            | 336,706.21 |
| 05.11.2020             | 09.11.2020 | 34197583  | Sell 20,000 units of Boral Ltd  |            | 97,605.93  | 434,312.14 |
| 06.11.2020             | 10.11.2020 | 34205412  | Buy 10,000 units of Treasury Wine Estates Ltd   | 86,280.50  |            | 348,031.64 |
| 06.11.2020             | 10.11.2020 | 34205403  | Sell 29,091 units of Tabcorp Holdings Limited   |            | 115,454.51 | 463,486.15 |
| 10.11.2020             | 12.11.2020 | 34236639  | Sell 50,000 units of Oil Search Ltd   |            | 160,959.86 | 624,446.01 |
| 09.11.2020             | 12.11.2020 | 34221662  | Assets under management fee (inc. GST) for 01.10.2020 to 31.10.2020                       | 5,947.68   |            | 618,498.33 |
| 11.11.2020             | 13.11.2020 | 34254824  | Sell 2,000 units of FDEQ Vanguard Australian Property Securities Index ETF (AU000000VAP7) |            | 165,989.65 | 784,487.98 |
| 11.11.2020             | 13.11.2020 | 34254808  | Buy 3,000 units of Appen Ltd  | 96,819.66  |            | 687,668.32 |
| 12.11.2020             | 16.11.2020 | 34272719  | Buy 11,000 units of BAE Systems PLC   | 95,681.60  |            | 591,986.72 |

# Portfolio transactions

## CASH TRANSACTIONS

### ACCOUNT NUMBER

003211711

### ACCOUNT NAME

Biddlecombe Pty Ltd ATF Biddlecombe Pty Ltd Pension Fund

### MONEY ACCOUNT

Cash Management Account AUD 321171019

### PORTFOLIO NUMBER / CURRENCY

321171019/AUD

### PORTFOLIO NAME

Asset Advisory

### PERIOD

1 July 2020 to 30 June 2021

| Processing date        | Value date | Reference | Description   | Debit      | Credit     | Balance    |
|------------------------|------------|-----------|---|------------|------------|------------|
| Completed transactions |            |           |   |            |            |            |
| 17.11.2020             | 19.11.2020 | 34308985  | Sell 30,000 units of Tabcorp Holdings Limited   |            | 123,746.77 | 715,733.49 |
| 17.11.2020             | 19.11.2020 | 34308929  | Sell 25,000 units of Oil Search Ltd   |            | 98,152.56  | 813,886.05 |
| 18.11.2020             | 20.11.2020 | 34309720  | Buy IPO 32,350 units of SREG Centuria Industrial REIT – Placement CIPXX (AU0000118481)            | 98,991.00  |            | 714,895.05 |
| 20.11.2020             | 23.11.2020 | 34339031  | Buy 2,000 units of Pfizer Inc   | 102,020.99 |            | 612,874.06 |
| 19.11.2020             | 23.11.2020 | 34339003  | Buy 50,000 units of Spark Infrastructure Group  | 105,132.23 |            | 507,741.83 |
| 20.11.2020             | 24.11.2020 | 34011226  | Buy IPO 775 units of SREG Challenger Ltd Capital Notes 3 New Money Bookbuild (AU0000113912)       | 77,500.00  |            | 430,241.83 |
| 20.11.2020             | 24.11.2020 | 34347732  | Sell 5,000 units of Commonwealth Bank of Australia  |            | 393,663.33 | 823,905.16 |
| 24.11.2020             | 26.11.2020 | 34374882  | Buy 10,000 units of Sandfire Resources Ltd  | 45,121.35  |            | 778,783.81 |
| 24.11.2020             | 26.11.2020 | 34374846  | Buy 10,000 units of The a2 Milk Company Ltd   | 138,477.39 |            | 640,306.42 |
| 24.11.2020             | 27.11.2020 | 34113585  | Buy IPO 1,400 units of SREG Bendigo and Adelaide Capital Notes New Money Bookbuild (AU0000113896) | 140,000.00 |            | 500,306.42 |
| 01.12.2020             | 30.11.2020 | 34455129  | Interest payment on 30 November 2020 for 31.10.2020 to 29.11.2020                                 |            | 0.00       | 500,306.42 |
| 30.11.2020             | 03.12.2020 | 34386567  | Buy IPO 20,650 units of SREG Galaxy Resources Ltd – Placement GXYXX (AU0000120438)                | 35,105.00  |            | 465,201.42 |
| 02.12.2020             | 04.12.2020 | 34473945  | Buy 10,000 units of Transurban Group  | 139,861.00 |            | 325,340.42 |
| 03.12.2020             | 07.12.2020 | 34482647  | Sell 5,000 units of BHP Group Ltd   |            | 202,299.32 | 527,639.74 |
| 08.12.2020             | 08.12.2020 | 34340219  | Dividend Cash CSR Ltd   |            | 2,500.00   | 530,139.74 |

# Portfolio transactions

## CASH TRANSACTIONS

### ACCOUNT NUMBER

003211711

### ACCOUNT NAME

Biddlecombe Pty Ltd ATF Biddlecombe Pty Ltd Pension Fund

### MONEY ACCOUNT

Cash Management Account AUD 321171019

### PORTFOLIO NUMBER / CURRENCY

321171019/AUD

### PORTFOLIO NAME

Asset Advisory

### PERIOD

1 July 2020 to 30 June 2021

| Processing date        | Value date | Reference | Description  | Debit      | Credit     | Balance    |
|------------------------|------------|-----------|--|------------|------------|------------|
| Completed transactions |            |           |  |            |            |            |
| 04.12.2020             | 08.12.2020 | 34504098  | Buy 3,000 units of Appen Ltd   | 89,482.36  |            | 440,657.38 |
| 07.12.2020             | 09.12.2020 | 34512856  | Sell 50,000 units of South32 Ltd   |            | 131,449.88 | 572,107.26 |
| 04.12.2020             | 09.12.2020 | 34465371  | Buy IPO 74,200 units of SREG Dalrymple Bay Infrastructure IPO Bookbuild (DBIYY) (AU0000120917) | 190,694.00 |            | 381,413.26 |
| 10.12.2020             | 10.12.2020 | 34525169  | Dividend Cash Graincorp Limited  |            | 3,500.00   | 384,913.26 |
| 07.12.2020             | 10.12.2020 | 34516647  | Assets under management fee (inc. GST) for 01.11.2020 to 30.11.2020                            | 6,149.79   |            | 378,763.47 |
| 11.12.2020             | 10.12.2020 | 34406227  | Dividend Cash National Australia Bank Ltd  |            | 12,000.00  | 390,763.47 |
| 09.12.2020             | 11.12.2020 | 34550149  | Buy 23,096 units of SREG Magellan Global Fund (Closed Class Units) (AU0000113557)              | 43,524.82  |            | 347,238.65 |
| 07.12.2020             | 11.12.2020 | 34512897  | Buy 76,904 units of SREG Magellan Global Fund (Closed Class Units) (AU0000113557)              | 150,870.08 |            | 196,368.57 |
| 16.12.2020             | 15.12.2020 | 34595247  | Dividend Cash CBA 3MBBSW+2.80% MAND CON 15.12.2024 call 15.12.2022 (CBAPD)                     |            | 1,514.70   | 197,883.27 |
| 16.12.2020             | 15.12.2020 | 34583898  | Dividend Cash CBA 3MBBSW+3.00% MAND CON 20.04.2029 call 20.04.2027 (CBAPI)                     |            | 1,079.60   | 198,962.87 |
| 16.12.2020             | 16.12.2020 | 34409987  | Dividend Cash Australia & New Zealand Banking Group Ltd  |            | 10,500.00  | 209,462.87 |
| 18.12.2020             | 18.12.2020 | 34488905  | Dividend Cash Westpac Banking Corp   |            | 9,300.00   | 218,762.87 |
| 21.12.2020             | 21.12.2020 | 34636906  | Interest NAB FRN Sub 3MBBSW+220 due 20/09/2028 call 20/09/2023 (NABPE)                         |            | 2,854.50   | 221,617.37 |
| 21.12.2020             | 21.12.2020 | 34636177  | Dividend Cash ANZ 3MBBSW+3.80% MAND CON 20.03.2027 call 20.03.2025 (ANZPH)                     |            | 1,357.80   | 222,975.17 |
| 22.12.2020             | 21.12.2020 | 34635916  | Dividend Cash Macquarie Bank 3MBBSW+4.70% MAND CON 21.12.2028 call 21.12.2025 (MBLPC)          |            | 1,732.98   | 224,708.15 |



# Portfolio transactions

## CASH TRANSACTIONS

### ACCOUNT NUMBER

003211711

### ACCOUNT NAME

Biddlecombe Pty Ltd ATF Biddlecombe Pty Ltd Pension Fund

### MONEY ACCOUNT

Cash Management Account AUD 321171019

### PORTFOLIO NUMBER / CURRENCY

321171019/AUD

### PORTFOLIO NAME

Asset Advisory

### PERIOD

1 July 2020 to 30 June 2021

| Processing date        | Value date | Reference | Description   | Debit      | Credit     | Balance    |
|------------------------|------------|-----------|---|------------|------------|------------|
| Completed transactions |            |           |   |            |            |            |
| 04.01.2021             | 31.12.2020 | 34741291  | Interest payment on 31 December 2020 for 30.11.2020 to 30.12.2020   |            | 0.00       | 224,708.15 |
| 07.01.2021             | 12.01.2021 | 34778612  | Assets under management fee (inc. GST) for 01.12.2020 to 31.12.2020 | 6,653.69   |            | 218,054.46 |
| 11.01.2021             | 13.01.2021 | 34813863  | Sell 20,000 units of CSR Ltd  |            | 102,357.76 | 320,412.22 |
| 11.01.2021             | 13.01.2021 | 34813846  | Sell 25,000 units of Oil Search Ltd                                 |            | 107,843.57 | 428,255.79 |
| 15.01.2021             | 15.01.2021 | 34523404  | Dividend Cash Orica Ltd   |            | 1,650.00   | 429,905.79 |
| 18.01.2021             | 15.01.2021 | 34761465  | Dividend Cash KKR Credit Income Fund                                |            | 2,500.00   | 432,405.79 |
| 15.01.2021             | 19.01.2021 | 34862768  | Buy 10,000 units of Transurban Group                                | 129,404.74 |            | 303,001.05 |
| 20.01.2021             | 19.01.2021 | 34824364  | Dividend Cash Betashares FTSE 100 ETF                               |            | 2,310.65   | 305,311.70 |
| 19.01.2021             | 21.01.2021 | 34880060  | Buy 10,000 units of APA Group                                       | 96,540.66  |            | 208,771.04 |
| 21.01.2021             | 25.01.2021 | 34905561  | Buy 10,000 units of Orica Ltd                                       | 158,887.93 |            | 49,883.11  |
| 21.01.2021             | 25.01.2021 | 34905536  | Sell 50,000 units of Incitec Pivot Ltd                              |            | 134,353.55 | 184,236.66 |
| 22.01.2021             | 27.01.2021 | 34914872  | Sell 3,000 units of Commonwealth Bank of Australia                  |            | 253,303.40 | 437,540.06 |
| 29.01.2021             | 28.01.2021 | 34762525  | Dividend Cash Centuria Industrial REIT                              |            | 1,374.87   | 438,914.93 |
| 27.01.2021             | 29.01.2021 | 34935690  | Buy 500 units of CSL Ltd  | 137,452.89 |            | 301,462.04 |
| 27.01.2021             | 29.01.2021 | 34935686  | Buy 20,000 units of Boral Ltd                                       | 102,587.66 |            | 198,874.38 |

# Portfolio transactions

## CASH TRANSACTIONS

### ACCOUNT NUMBER

003211711

### ACCOUNT NAME

Biddlecombe Pty Ltd ATF Biddlecombe Pty Ltd Pension Fund

### MONEY ACCOUNT

Cash Management Account AUD 321171019

### PORTFOLIO NUMBER / CURRENCY

321171019/AUD

### PORTFOLIO NAME

Asset Advisory

### PERIOD

1 July 2020 to 30 June 2021

| Processing date        | Value date | Reference | Description   | Debit      | Credit     | Balance    |
|------------------------|------------|-----------|---|------------|------------|------------|
| Completed transactions |            |           |   |            |            |            |
| 27.01.2021             | 29.01.2021 | 34935677  | Buy 4,000 units of Appen Ltd  | 92,739.15  |            | 106,135.23 |
| 01.02.2021             | 31.01.2021 | 34978493  | Interest payment on 31 January 2021 for 31.12.2020 to 30.01.2021                                      |            | 0.00       | 106,135.23 |
| 01.02.2021             | 03.02.2021 | 34966686  | Sell 2,000 units of SPRE CBA 3MBBSW+3.00% MAND CON 20.04.2029 call 20.04.2027 (CBAPI) (AU00000061327) |            | 200,777.90 | 306,913.13 |
| 01.02.2021             | 03.02.2021 | 34966728  | Sell 20,000 units of Treasury Wine Estates Ltd  |            | 198,301.69 | 505,214.82 |
| 01.02.2021             | 03.02.2021 | 34966632  | Sell 32,350 units of Centuria Industrial REIT   |            | 98,070.56  | 603,285.38 |
| 02.02.2021             | 04.02.2021 | 35006486  | Buy 20,000 units of QBE Insurance Group Ltd   | 167,457.30 |            | 435,828.08 |
| 05.02.2021             | 09.02.2021 | 35044606  | Buy 1,400 units of Unilever PLC   | 104,652.95 |            | 331,175.13 |
| 05.02.2021             | 10.02.2021 | 35041145  | Assets under management fee (inc. GST) for 01.01.2021 to 31.01.2021                                   | 6,724.48   |            | 324,450.65 |
| 10.02.2021             | 12.02.2021 | 35072838  | Buy 60,000 units of Orora Ltd   | 165,582.37 |            | 158,868.28 |
| 12.02.2021             | 16.02.2021 | 35103130  | Sell 2,000 units of BHP Group Ltd   |            | 89,139.08  | 248,007.36 |
| 17.02.2021             | 16.02.2021 | 34958326  | Dividend Cash Transurban Group  |            | 1,500.00   | 249,507.36 |
| 16.02.2021             | 18.02.2021 | 35103619  | Buy 4,500 units of Ping An Healthcare and Technology Company Limited                                  | 102,968.65 |            | 146,538.71 |
| 18.02.2021             | 22.02.2021 | 35160116  | Buy 100,000 units of SREG Humm Group Ltd (AU0000121337)   | 129,060.54 |            | 17,478.17  |
| 18.02.2021             | 22.02.2021 | 35160066  | Sell 25,000 units of Graincorp Limited  |            | 112,582.18 | 130,060.35 |
| 25.02.2021             | 25.02.2021 | 35174627  | Dividend Cash Challenger 3MBBSW+4.60% MAND CON 25.05.2028 call 25.05.2026 (CGFPC)                     |            | 627.75     | 130,688.10 |

# Portfolio transactions

## ACCOUNT NUMBER

003211711

## ACCOUNT NAME

Biddlecombe Pty Ltd ATF Biddlecombe Pty Ltd Pension Fund

## MONEY ACCOUNT

Cash Management Account AUD 321171019

## CASH TRANSACTIONS

## PORTFOLIO NUMBER / CURRENCY

321171019/AUD

## PORTFOLIO NAME

Asset Advisory

## PERIOD

1 July 2020 to 30 June 2021

| Processing date        | Value date | Reference | Description   | Debit      | Credit     | Balance    |
|------------------------|------------|-----------|---|------------|------------|------------|
| Completed transactions |            |           |   |            |            |            |
| 23.02.2021             | 25.02.2021 | 35191962  | Sell 2,000 units of BLDT NAB FRN Sub 3MBBSW+220 due 20/09/2028 call 20/09/2023 (NABPE) (AU0000NABPE2) |            | 204,650.93 | 335,339.03 |
| 01.03.2021             | 28.02.2021 | 35272160  | Interest payment on 28 February 2021 for 31.01.2021 to 27.02.2021                                     |            | 0.00       | 335,339.03 |
| 01.03.2021             | 03.03.2021 | 35279120  | Buy 45,000 units of Mirvac Group  | 104,578.90 |            | 230,760.13 |
| 03.03.2021             | 05.03.2021 | 35307443  | Sell 10,000 units of QBE Insurance Group Ltd  |            | 92,115.40  | 322,875.53 |
| 03.03.2021             | 05.03.2021 | 35307434  | Buy 20,000 units of Downer EDI Ltd  | 100,091.45 |            | 222,784.08 |
| 05.03.2021             | 10.03.2021 | 35347060  | Assets under management fee (inc. GST) for 01.02.2021 to 28.02.2021                                   | 6,142.30   |            | 216,641.78 |
| 09.03.2021             | 11.03.2021 | 35377227  | Sell 1,000 units of BLDT NAB FRN Sub 3MBBSW+220 due 20/09/2028 call 20/09/2023 (NABPE) (AU0000NABPE2) |            | 101,138.26 | 317,780.04 |
| 09.03.2021             | 11.03.2021 | 35377206  | Sell 20,000 units of Boral Ltd  |            | 110,111.09 | 427,891.13 |
| 10.03.2021             | 12.03.2021 | 35387779  | Sell 20,000 units of South32 Ltd  |            | 56,297.27  | 484,188.40 |
| 15.03.2021             | 15.03.2021 | 35378474  | Dividend Cash Bendigo & Adelaide BK 3MBBSW+3.80% MAND CON 15.06.2029 call 15.06.2027 (BENPH)          |            | 1,076.88   | 485,265.28 |
| 11.03.2021             | 15.03.2021 | 35412816  | Sell 20,000 units of Tabcorp Holdings Limited   |            | 91,667.35  | 576,932.63 |
| 16.03.2021             | 15.03.2021 | 35427244  | Dividend Cash CBA 3MBBSW+2.80% MAND CON 15.12.2024 call 15.12.2022 (CBAPD)                            |            | 1,459.20   | 578,391.83 |
| 16.03.2021             | 15.03.2021 | 35379526  | Dividend Cash Spark Infrastructure Group  |            | 9,750.00   | 588,141.83 |
| 10.03.2021             | 16.03.2021 | 35115972  | Buy IPO 1,900 units of SREG Macquarie Group Capital Notes 5 New Money Offer – MQGZZ (AU0000135964)    | 190,000.00 |            | 398,141.83 |
| 17.03.2021             | 16.03.2021 | 35388847  | Dividend Cash Alumina Ltd   |            | 3,757.50   | 401,899.33 |

# Portfolio transactions

## CASH TRANSACTIONS

### ACCOUNT NUMBER

003211711

### ACCOUNT NAME

Biddlecombe Pty Ltd ATF Biddlecombe Pty Ltd Pension Fund

### MONEY ACCOUNT

Cash Management Account AUD 321171019

### PORTFOLIO NUMBER / CURRENCY

321171019/AUD

### PORTFOLIO NAME

Asset Advisory

### PERIOD

1 July 2020 to 30 June 2021

| Processing date        | Value date | Reference | Description   | Debit     | Credit     | Balance    |
|------------------------|------------|-----------|---|-----------|------------|------------|
| Completed transactions |            |           |   |           |            |            |
| 17.03.2021             | 17.03.2021 | 35293997  | Dividend Cash Tabcorp Holdings Limited  |           | 3,750.00   | 405,649.33 |
| 17.03.2021             | 17.03.2021 | 35342821  | Dividend Cash Sandfire Resources Ltd  |           | 4,000.00   | 409,649.33 |
| 18.03.2021             | 17.03.2021 | 35475385  | Return of Capital APA Group   |           | 3,258.00   | 412,907.33 |
| 18.03.2021             | 17.03.2021 | 35008410  | Dividend Cash APA Group   |           | 1,542.00   | 414,449.33 |
| 18.03.2021             | 18.03.2021 | 35343339  | Dividend Cash Platinum Capital Limited PMC  |           | 6,000.00   | 420,449.33 |
| 17.03.2021             | 19.03.2021 | 35468092  | Buy 50,000 units of Lloyds Banking Group PLC  | 38,062.09 |            | 382,387.24 |
| 22.03.2021             | 19.03.2021 | 35395724  | Dividend Cash Appen Ltd   |           | 550.00     | 382,937.24 |
| 22.03.2021             | 22.03.2021 | 35493204  | Dividend Cash ANZ 3MBBSW+3.80% MAND CON 20.03.2027 call 20.03.2025 (ANZPH)                            |           | 1,331.20   | 384,268.44 |
| 23.03.2021             | 22.03.2021 | 35465348  | Interest NAB FRN Sub 3MBBSW+220 due 20/09/2028 call 20/09/2023 (NABPE)                                |           | 1,103.80   | 385,372.24 |
| 23.03.2021             | 22.03.2021 | 35408472  | Dividend Cash Macquarie Bank 3MBBSW+4.70% MAND CON 21.12.2028 call 21.12.2025 (MBLPC)                 |           | 1,705.44   | 387,077.68 |
| 23.03.2021             | 23.03.2021 | 35406427  | Dividend Cash BHP Group Ltd   |           | 3,934.04   | 391,011.72 |
| 23.03.2021             | 23.03.2021 | 35332681  | Dividend Cash Challenger Ltd  |           | 2,850.00   | 393,861.72 |
| 24.03.2021             | 24.03.2021 | 35503414  | Dividend Cash Woodside Petroleum Ltd  |           | 3,059.27   | 396,920.99 |
| 22.03.2021             | 24.03.2021 | 35501698  | Sell 2,000 units of BLDT NAB FRN Sub 3MBBSW+220 due 20/09/2028 call 20/09/2023 (NABPE) (AU0000NABPE2) |           | 201,984.76 | 598,905.75 |
| 26.03.2021             | 26.03.2021 | 35311225  | Dividend Cash Telstra Corporation Ltd   |           | 24,000.00  | 622,905.75 |

# Portfolio transactions

## ACCOUNT NUMBER

003211711

## ACCOUNT NAME

Biddlecombe Pty Ltd ATF Biddlecombe Pty Ltd Pension Fund

## MONEY ACCOUNT

Cash Management Account AUD 321171019

## CASH TRANSACTIONS

## PORTFOLIO NUMBER / CURRENCY

321171019/AUD

## PORTFOLIO NAME

Asset Advisory

## PERIOD

1 July 2020 to 30 June 2021

| Processing date        | Value date | Reference | Description   | Debit      | Credit    | Balance    |
|------------------------|------------|-----------|---|------------|-----------|------------|
| Completed transactions |            |           |   |            |           |            |
| 26.03.2021             | 26.03.2021 | 35399084  | Dividend Cash Origin Energy Ltd   |            | 6,250.00  | 629,155.75 |
| 24.03.2021             | 26.03.2021 | 35523492  | Buy 5,000 units of Newcrest Mining Ltd  | 126,225.50 |           | 502,930.25 |
| 31.03.2021             | 30.03.2021 | 35291500  | Dividend Cash Commonwealth Bank of Australia  |            | 3,000.00  | 505,930.25 |
| 26.03.2021             | 31.03.2021 | 35226811  | Buy IPO 3,250 units of SPRE CommBank PERLS XIII Capital Notes – New Money Bookbuild (AU0000137770)        | 325,000.00 |           | 180,930.25 |
| 01.04.2021             | 31.03.2021 | 35593547  | Interest payment on 31 March 2021 for 28.02.2021 to 30.03.2021  |            | 0.00      | 180,930.25 |
| 01.04.2021             | 01.04.2021 | 35484755  | Dividend Cash Orora Ltd   |            | 3,900.00  | 184,830.25 |
| 01.04.2021             | 01.04.2021 | 35480427  | Dividend Cash CSL Ltd   |            | 2,023.61  | 186,853.86 |
| 06.04.2021             | 08.04.2021 | 35628852  | Sell 775 units of SPRE Challenger 3MBBSW+4.60% MAND CON 25.05.2028 call 25.05.2026 (CGFPC) (AU0000110900) |            | 80,626.20 | 267,480.06 |
| 06.04.2021             | 08.04.2021 | 35628750  | Buy 50,000 units of Incitec Pivot Ltd   | 133,648.84 |           | 133,831.22 |
| 09.04.2021             | 08.04.2021 | 35642930  | Dividend Cash South32 Ltd   |            | 542.65    | 134,373.87 |
| 09.04.2021             | 09.04.2021 | 35650769  | Dividend Cash Atlas Arteria   |            | 2,600.00  | 136,973.87 |
| 07.04.2021             | 09.04.2021 | 35639159  | Buy 100,000 units of Karoon Energy Ltd  | 109,736.37 |           | 27,237.50  |
| 09.04.2021             | 13.04.2021 | 35664068  | Sell 30,000 units of Orora Ltd  |            | 93,033.72 | 120,271.22 |
| 09.04.2021             | 14.04.2021 | 35661609  | Assets under management fee (inc. GST) for 01.03.2021 to 31.03.2021                                       | 6,858.67   |           | 113,412.55 |
| 15.04.2021             | 15.04.2021 | 35610737  | Dividend Cash KKR Credit Income Fund  |            | 2,500.00  | 115,912.55 |

# Portfolio transactions

## ACCOUNT NUMBER

003211711

## ACCOUNT NAME

Biddlecombe Pty Ltd ATF Biddlecombe Pty Ltd Pension Fund

## MONEY ACCOUNT

Cash Management Account AUD 321171019

## CASH TRANSACTIONS

## PORTFOLIO NUMBER / CURRENCY

321171019/AUD

## PORTFOLIO NAME

Asset Advisory

## PERIOD

1 July 2020 to 30 June 2021

| Processing date        | Value date | Reference | Description  | Debit      | Credit     | Balance    |
|------------------------|------------|-----------|--|------------|------------|------------|
| Completed transactions |            |           |  |            |            |            |
| 16.04.2021             | 20.04.2021 | 35727575  | Sell 50,000 units of Spark Infrastructure Group  |            | 107,348.56 | 223,261.11 |
| 16.04.2021             | 20.04.2021 | 35727355  | Sell 10,000 units of QBE Insurance Group Ltd   |            | 97,297.48  | 320,558.59 |
| 20.04.2021             | 22.04.2021 | 35719458  | Buy IPO 25,280 units of SREG Strike Energy Ltd – Placement STXXX (AU0000144289)  | 7,584.00   |            | 312,974.59 |
| 23.04.2021             | 27.04.2021 | 35778203  | Sell 10,000 units of National Australia Bank Ltd   |            | 262,474.95 | 575,449.54 |
| 26.04.2021             | 28.04.2021 | 35788704  | Buy 50,000 units of Incitec Pivot Ltd  | 133,804.65 |            | 441,644.89 |
| 26.04.2021             | 28.04.2021 | 35788633  | Sell 5,000 units of Newcrest Mining Ltd  |            | 138,006.98 | 579,651.87 |
| 28.04.2021             | 30.04.2021 | 35805284  | Sell 20,000 units of Sandfire Resources Ltd  |            | 130,467.44 | 710,119.31 |
| 03.05.2021             | 30.04.2021 | 35853084  | Interest payment on 30 April 2021 for 31.03.2021 to 29.04.2021   |            | 0.00       | 710,119.31 |
| 03.05.2021             | 05.05.2021 | 35831301  | Sell 1,400 units of SPRE Bendigo & Adelaide BK 3MBBSW+3.80% MAND CON 15.06.2029 call 15.06.2027 (BENPH) (AU0000113839) |            | 143,294.79 | 853,414.10 |
| 03.05.2021             | 05.05.2021 | 35831294  | Buy 10,000 units of Treasury Wine Estates Ltd  | 101,161.71 |            | 752,252.39 |
| 10.05.2021             | 10.05.2021 | 35778398  | Direct Entry Payment to BidComPenFund (067167 15550122)  | 400,000.00 |            | 352,252.39 |
| 06.05.2021             | 10.05.2021 | 35896002  | Sell 20,000 units of Sandfire Resources Ltd  |            | 139,167.40 | 491,419.79 |
| 07.05.2021             | 12.05.2021 | 35907355  | Assets under management fee (inc. GST) for 01.04.2021 to 30.04.2021  | 6,822.57   |            | 484,597.22 |
| 14.05.2021             | 18.05.2021 | 35967825  | Sell 45,000 units of Mirvac Group  |            | 123,001.31 | 607,598.53 |
| 14.05.2021             | 18.05.2021 | 35967803  | Sell 30,000 units of South32 Ltd   |            | 88,262.76  | 695,861.29 |

# Portfolio transactions

## CASH TRANSACTIONS

### ACCOUNT NUMBER

003211711

### ACCOUNT NAME

Biddlecombe Pty Ltd ATF Biddlecombe Pty Ltd Pension Fund

### MONEY ACCOUNT

Cash Management Account AUD 321171019

### PORTFOLIO NUMBER / CURRENCY

321171019/AUD

### PORTFOLIO NAME

Asset Advisory

### PERIOD

1 July 2020 to 30 June 2021

| Processing date        | Value date | Reference | Description  | Debit      | Credit     | Balance    |
|------------------------|------------|-----------|--|------------|------------|------------|
| Completed transactions |            |           |  |            |            |            |
| 27.05.2021             | 31.05.2021 | 36065253  | Buy 10,000 units of Amcor PLC  | 152,594.52 |            | 543,266.77 |
| 27.05.2021             | 31.05.2021 | 36064986  | Buy 5,000 units of Fisher & Paykel Healthcare Corporation Ltd                              | 135,348.06 |            | 407,918.71 |
| 01.06.2021             | 31.05.2021 | 36120284  | Interest payment on 31 May 2021 for 30.04.2021 to 30.05.2021                               |            | 0.00       | 407,918.71 |
| 28.05.2021             | 01.06.2021 | 36073396  | Buy 10,000 units of Monadelphous Group Ltd   | 102,374.51 |            | 305,544.20 |
| 03.06.2021             | 07.06.2021 | 36156130  | Sell 30,000 units of Orora Ltd   |            | 96,328.66  | 401,872.86 |
| 04.06.2021             | 08.06.2021 | 36162188  | Buy 5,000 units of Seven Group Holdings Ltd  | 103,392.94 |            | 298,479.92 |
| 08.06.2021             | 10.06.2021 | 36191014  | Buy 10,000 units of APA Group  | 92,446.84  |            | 206,033.08 |
| 07.06.2021             | 10.06.2021 | 36176004  | Assets under management fee (inc. GST) for 01.05.2021 to 31.05.2021                        | 6,896.90   |            | 199,136.18 |
| 15.06.2021             | 15.06.2021 | 36191102  | Dividend Cash CBA 3MBBSW+2.75% MAND CON 20.10.2028 call 20.10.2026 (CBAPJ)                 |            | 1,302.28   | 200,438.46 |
| 15.06.2021             | 15.06.2021 | 36192248  | Dividend Cash CBA 3MBBSW+2.80% MAND CON 15.12.2024 call 15.12.2022 (CBAPD)                 |            | 1,501.50   | 201,939.96 |
| 10.06.2021             | 15.06.2021 | 36202527  | Sell 50,000 units of Whitehaven Coal Ltd   |            | 99,395.00  | 301,334.96 |
| 18.06.2021             | 16.06.2021 | 36057554  | Dividend Cash Dalrymple Bay Infrastructure Ltd   |            | 3,339.00   | 304,673.96 |
| 15.06.2021             | 17.06.2021 | 36234535  | Sell 500 units of CSL Ltd  |            | 150,562.54 | 455,236.50 |
| 16.06.2021             | 18.06.2021 | 36245269  | Buy 10,000 units of Monadelphous Group Ltd   | 96,596.57  |            | 358,639.93 |
| 21.06.2021             | 18.06.2021 | 36154480  | Dividend Cash Macquarie Group Ltd 3MBBSW+2.90% MAND CON 18.09.2030 CALL 18.08.2027 (MQGPE) |            | 1,212.96   | 359,852.89 |

# Portfolio transactions

## CASH TRANSACTIONS

### ACCOUNT NUMBER

003211711

### ACCOUNT NAME

Biddlecombe Pty Ltd ATF Biddlecombe Pty Ltd Pension Fund

### MONEY ACCOUNT

Cash Management Account AUD 321171019

### PORTFOLIO NUMBER / CURRENCY

321171019/AUD

### PORTFOLIO NAME

Asset Advisory

### PERIOD

1 July 2020 to 30 June 2021

| Processing date         | Value date | Reference | Description   | Debit      | Credit     | Balance    |
|-------------------------|------------|-----------|---|------------|------------|------------|
| Completed transactions  |            |           |   |            |            |            |
| 22.06.2021              | 21.06.2021 | 36236600  | Dividend Cash ANZ 3MBBSW+3.80% MAND CON 20.03.2027 call 20.03.2025 (ANZPH)            |            | 1,337.00   | 361,189.89 |
| 22.06.2021              | 21.06.2021 | 36161906  | Dividend Cash Macquarie Bank 3MBBSW+4.70% MAND CON 21.12.2028 call 21.12.2025 (MBLPC) |            | 1,711.56   | 362,901.45 |
| 18.06.2021              | 24.06.2021 | 35951384  | Buy IPO 250,000 units of SREG Tamboran Resources IPO Bookbuild (TBNXX) (AU0000156655) | 100,000.00 |            | 262,901.45 |
| 25.06.2021              | 25.06.2021 | 35983148  | Dividend Cash Westpac Banking Corp  |            | 17,400.00  | 280,301.45 |
| 25.06.2021              | 29.06.2021 | 36330643  | Sell 7,860 units of SREG Adore Beauty Group Ltd (AU0000109506)                        |            | 34,765.59  | 315,067.04 |
| 25.06.2021              | 29.06.2021 | 36330479  | Sell 10,000 units of Treasury Wine Estates Ltd  |            | 115,000.10 | 430,067.14 |
| 25.06.2021              | 29.06.2021 | 36330446  | Sell 5,000 units of Fisher & Paykel Healthcare Corporation Ltd                        |            | 144,931.61 | 574,998.75 |
|                         | 30.06.2021 |           | Closing balance   |            |            | 574,998.75 |
| Back-dated transactions |            |           |   |            |            |            |
| 01.07.2021              | 30.06.2021 | 36407847  | Interest payment on 30 June 2021 for 31.05.2021 to 29.06.2021                         |            | 0.00       | 574,998.75 |
|                         | 30.06.2021 |           | Adjusted closing balance  |            |            | 574,998.75 |
| Unsettled transactions  |            |           |   |            |            |            |
| 30.06.2021              | 02.07.2021 | 36378002  | Buy 5,000 units of Newcrest Mining Ltd  | 127,541.99 |            | 447,456.76 |
|                         |            |           | Reported balance before accrued interest  |            |            | 447,456.76 |

See next page for bank reconciliation



BIDDLECOMBE PTY LTD PENSION FUND  
BANK RECONCILIATION  
AS AT 30 JUNE 2021

|  |            |                   |                          |   |
|--|------------|-------------------|--------------------------|---|
| Crestone AUD Account Statement Balance |            |                   | 574,998.75               | ✓ |
| Add: Outstanding Deposits              | <b>Ref</b> | <b>Account</b>    | <b>Amount</b>            |   |
|  |            |                   | 0.00                     |   |
|  |            |                   | <u>\$574,998.75</u>      |   |
| Less: Unpresented Cheques              | <b>Ref</b> | <b>Account</b>    | <b>Amount</b>            |   |
|  | 30/06/2021 | 77600/NCM.AX1     | 127,541.99               |   |
|  | 09/06/2021 | Application Money | 150,000.00               |   |
|  | 30/06/2021 | Advisor Fees      | 6,781.54                 |   |
|  |            |                   | 284,323.53               |   |
| Cash at Bank                           |            |                   | <u><u>290,675.22</u></u> | ✓ |

# Portfolio transactions

## CASH TRANSACTIONS

### ACCOUNT NUMBER

003211711

### ACCOUNT NAME

Biddlecombe Pty Ltd ATF Biddlecombe Pty Ltd Pension Fund

### MONEY ACCOUNT

Cash Management Account GBP 321171035

### PORTFOLIO NUMBER / CURRENCY

321171019/AUD

### PORTFOLIO NAME

Asset Advisory

### PERIOD

1 July 2020 to 30 June 2021

| Processing date        | Value date | Reference | Description  | Debit<br>Value in AUD | Credit<br>Value in AUD | Balance  |
|------------------------|------------|-----------|--|-----------------------|------------------------|----------|
| Completed transactions |            |           |  |                       |                        |          |
|                        | 01.07.2020 |           | Opening balance  |                       |                        | 380.40   |
| 01.07.2020             | 30.06.2020 | 32988566  | Interest payment on 30 June 2020 for 10.12.2019 to 29.06.2020      |                       | 0.00<br>0.00           | 380.40   |
| 03.08.2020             | 31.07.2020 | 33272607  | Interest payment on 31 July 2020 for 30.06.2020 to 30.07.2020      |                       | 0.00<br>0.00           | 380.40   |
| 01.09.2020             | 31.08.2020 | 33538621  | Interest payment on 31 August 2020 for 31.07.2020 to 30.08.2020    |                       | 0.00<br>0.00           | 380.40   |
| 22.09.2020             | 21.09.2020 | 33777749  | Dividend Cash Royal Dutch Shell PLC (B)                            |                       | 362.70<br>642.96       | 743.10   |
| 01.10.2020             | 30.09.2020 | 33914094  | Interest payment on 30 September 2020 for 31.08.2020 to 29.09.2020 |                       | 0.00<br>0.00           | 743.10   |
| 02.11.2020             | 31.10.2020 | 34167092  | Interest payment on 31 October 2020 for 30.09.2020 to 30.10.2020   |                       | 0.00<br>0.00           | 743.10   |
| 01.12.2020             | 30.11.2020 | 34460878  | Interest payment on 30 November 2020 for 31.10.2020 to 29.11.2020  |                       | 0.00<br>0.00           | 743.10   |
| 17.12.2020             | 16.12.2020 | 34598399  | Dividend Cash Royal Dutch Shell PLC (B)                            |                       | 374.40<br>663.65       | 1,117.50 |
| 04.01.2021             | 31.12.2020 | 34747584  | Interest payment on 31 December 2020 for 30.11.2020 to 30.12.2020  |                       | 0.00<br>0.00           | 1,117.50 |
| 01.02.2021             | 31.01.2021 | 34973480  | Interest payment on 31 January 2021 for 31.12.2020 to 30.01.2021   |                       | 0.00<br>0.00           | 1,117.50 |
| 01.03.2021             | 28.02.2021 | 35278453  | Interest payment on 28 February 2021 for 31.01.2021 to 27.02.2021  |                       | 0.00<br>0.00           | 1,117.50 |
| 18.03.2021             | 17.03.2021 | 35342169  | Dividend Cash Unilever PLC   |                       | 526.40<br>942.64       | 1,643.90 |
| 30.03.2021             | 29.03.2021 | 35534392  | Dividend Cash Royal Dutch Shell PLC (B)                            |                       | 358.80<br>648.70       | 2,002.70 |
| 01.04.2021             | 31.03.2021 | 35604004  | Interest payment on 31 March 2021 for 28.02.2021 to 30.03.2021     |                       | 0.00<br>0.00           | 2,002.70 |

# Portfolio transactions

ACCOUNT NUMBER

003211711

ACCOUNT NAME

Biddlecombe Pty Ltd ATF Biddlecombe Pty Ltd Pension Fund

MONEY ACCOUNT

Cash Management Account GBP 321171035

## CASH TRANSACTIONS

PORTFOLIO NUMBER / CURRENCY

321171019/AUD

PORTFOLIO NAME

Asset Advisory

PERIOD

1 July 2020 to 30 June 2021

| Processing date         | Value date | Reference | Description  | Debit<br>Value in AUD | Credit<br>Value in AUD | Balance  |
|-------------------------|------------|-----------|--|-----------------------|------------------------|----------|
| Completed transactions  |            |           |  |                       |                        |          |
| 03.05.2021              | 30.04.2021 | 35857615  | Interest payment on 30 April 2021 for 31.03.2021 to 29.04.2021 |                       | 0.00<br>0.00           | 2,002.70 |
| 25.05.2021              | 25.05.2021 | 35821494  | Dividend Cash Lloyds Banking Group PLC                         |                       | 855.00<br>1,562.70     | 2,857.70 |
| 01.06.2021              | 31.05.2021 | 36118046  | Interest payment on 31 May 2021 for 30.04.2021 to 30.05.2021   |                       | 0.00<br>0.00           | 2,857.70 |
| 02.06.2021              | 01.06.2021 | 35885545  | Dividend Cash BAE Systems PLC                                  |                       | 1,573.00<br>2,883.75   | 4,430.70 |
| 11.06.2021              | 10.06.2021 | 36035762  | Dividend Cash Unilever PLC                                     |                       | 519.40<br>950.74       | 4,950.10 |
| 22.06.2021              | 21.06.2021 | 36258462  | Dividend Cash Royal Dutch Shell PLC (B)                        |                       | 367.80<br>678.42       | 5,317.90 |
|                         | 30.06.2021 |           | Closing balance  |                       |                        | 5,317.90 |
| Back-dated transactions |            |           |  |                       |                        |          |
| 01.07.2021              | 30.06.2021 | 36412772  | Interest payment on 30 June 2021 for 31.05.2021 to 29.06.2021  |                       | 0.00<br>0.00           | 5,317.90 |
|                         | 30.06.2021 |           | Adjusted closing balance                                       |                       |                        | 5,317.90 |
|                         |            |           | Reported balance before accrued interest                       |                       |                        | 5,317.90 |

Refer to Page 7/96 or  
bookmark for AUD value

# Portfolio transactions

## ACCOUNT NUMBER

003211711

## ACCOUNT NAME

Biddlecombe Pty Ltd ATF Biddlecombe Pty Ltd Pension Fund

## MONEY ACCOUNT

Cash Management Account USD 321171027

## CASH TRANSACTIONS

## PORTFOLIO NUMBER / CURRENCY

321171019/AUD

## PORTFOLIO NAME

Asset Advisory

## PERIOD

1 July 2020 to 30 June 2021

| Processing date        | Value date | Reference | Description  | Debit<br>Value in AUD | Credit<br>Value in AUD | Balance   |
|------------------------|------------|-----------|--|-----------------------|------------------------|-----------|
| Completed transactions |            |           |  |                       |                        |           |
|                        | 01.07.2020 |           | Opening balance  |                       |                        | 173.40    |
| 02.07.2020             | 29.06.2020 | 32834552  | Dividend Cash Gilead Sciences Inc                                  |                       | 289.00                 | 462.40    |
|                        |            |           |  |                       | 421.16                 |           |
| 01.07.2020             | 30.06.2020 | 32998961  | Interest payment on 30 June 2020 for 10.12.2019 to 29.06.2020      |                       | 0.00                   | 462.40    |
|                        |            |           |  |                       | 0.00                   |           |
| 29.06.2020             | 01.07.2020 | 32953820  | Sell 1,547 units of SREG Inovio Pharmaceuticals Inc (US45773H2013) |                       | 43,512.07              | 43,974.47 |
|                        |            |           |  |                       | 63,410.19              |           |
| 06.07.2020             | 08.07.2020 | 33027460  | Buy 450 units of JPMorgan Chase & Co                               | 42,752.71             |                        | 1,221.76  |
|                        |            |           |  | 61,558.98             |                        |           |
| 03.08.2020             | 31.07.2020 | 33252898  | Interest payment on 31 July 2020 for 30.06.2020 to 30.07.2020      |                       | 0.00                   | 1,221.76  |
|                        |            |           |  |                       | 0.00                   |           |
| 30.07.2020             | 03.08.2020 | 33227929  | Sell 1,000 units of SREG Inovio Pharmaceuticals Inc (US45773H2013) |                       | 20,970.82              | 22,192.58 |
|                        |            |           |  |                       | 29,215.41              |           |
| 24.08.2020             | 26.08.2020 | 33453797  | Buy 300 units of Gilead Sciences Inc                               | 20,068.68             |                        | 2,123.90  |
|                        |            |           |  | 28,028.88             |                        |           |
| 01.09.2020             | 31.08.2020 | 33551302  | Interest payment on 31 August 2020 for 31.07.2020 to 30.08.2020    |                       | 0.00                   | 2,123.90  |
|                        |            |           |  |                       | 0.00                   |           |
| 11.09.2020             | 10.09.2020 | 33477550  | Dividend Cash Microsoft Corp                                       |                       | 173.40                 | 2,297.30  |
|                        |            |           |  |                       | 238.97                 |           |
| 05.10.2020             | 29.09.2020 | 33748998  | Dividend Cash Gilead Sciences Inc                                  |                       | 462.40                 | 2,759.70  |
|                        |            |           |  |                       | 655.14                 |           |
| 01.10.2020             | 30.09.2020 | 33894202  | Interest payment on 30 September 2020 for 31.08.2020 to 29.09.2020 |                       | 0.00                   | 2,759.70  |
|                        |            |           |  |                       | 0.00                   |           |
| 02.11.2020             | 31.10.2020 | 34148814  | Interest payment on 31 October 2020 for 30.09.2020 to 30.10.2020   |                       | 0.00                   | 2,759.70  |
|                        |            |           |  |                       | 0.00                   |           |
| 03.11.2020             | 02.11.2020 | 34031675  | Dividend Cash JPMorgan Chase & Co                                  |                       | 344.25                 | 3,103.95  |
|                        |            |           |  |                       | 489.76                 |           |
| 19.11.2020             | 12.11.2020 | 34267423  | Dividend Cash Apple Inc  |                       | 104.55                 | 3,208.50  |
|                        |            |           |  |                       | 143.45                 |           |

# Portfolio transactions

## CASH TRANSACTIONS

### ACCOUNT NUMBER

003211711

### ACCOUNT NAME

Biddlecombe Pty Ltd ATF Biddlecombe Pty Ltd Pension Fund

### MONEY ACCOUNT

Cash Management Account USD 321171027

### PORTFOLIO NUMBER / CURRENCY

321171019/AUD

### PORTFOLIO NAME

Asset Advisory

### PERIOD

1 July 2020 to 30 June 2021

| Processing date        | Value date | Reference | Description   | Debit<br>Value in AUD | Credit<br>Value in AUD | Balance  |
|------------------------|------------|-----------|---|-----------------------|------------------------|----------|
| Completed transactions |            |           |   |                       |                        |          |
| 01.12.2020             | 30.11.2020 | 34441635  | Interest payment on 30 November 2020 for 31.10.2020 to 29.11.2020 |                       | 0.00<br>0.00           | 3,208.50 |
| 11.12.2020             | 10.12.2020 | 34490764  | Dividend Cash Microsoft Corp                                      |                       | 190.40<br>255.43       | 3,398.90 |
| 05.01.2021             | 30.12.2020 | 34637817  | Dividend Cash Gilead Sciences Inc                                 |                       | 462.40<br>608.34       | 3,861.30 |
| 04.01.2021             | 31.12.2020 | 34727518  | Interest payment on 31 December 2020 for 30.11.2020 to 30.12.2020 |                       | 0.00<br>0.00           | 3,861.30 |
| 01.02.2021             | 31.01.2021 | 34992510  | Interest payment on 31 January 2021 for 31.12.2020 to 30.01.2021  |                       | 0.00<br>0.00           | 3,861.30 |
| 02.02.2021             | 01.02.2021 | 34827809  | Dividend Cash JPMorgan Chase & Co                                 |                       | 344.25<br>450.53       | 4,205.55 |
| 16.02.2021             | 11.02.2021 | 35090242  | Dividend Cash Apple Inc   |                       | 104.55<br>135.11       | 4,310.10 |
| 01.03.2021             | 28.02.2021 | 35259055  | Interest payment on 28 February 2021 for 31.01.2021 to 27.02.2021 |                       | 0.00<br>0.00           | 4,310.10 |
| 06.03.2021             | 05.03.2021 | 35161278  | Dividend Cash Pfizer Inc  |                       | 663.00<br>849.35       | 4,973.10 |
| 12.03.2021             | 11.03.2021 | 35173521  | Dividend Cash Microsoft Corp                                      |                       | 190.40<br>247.69       | 5,163.50 |
| 07.04.2021             | 30.03.2021 | 35468036  | Dividend Cash Gilead Sciences Inc                                 |                       | 482.80<br>632.77       | 5,646.30 |
| 01.04.2021             | 31.03.2021 | 35584912  | Interest payment on 31 March 2021 for 28.02.2021 to 30.03.2021    |                       | 0.00<br>0.00           | 5,646.30 |
| 01.05.2021             | 30.04.2021 | 35650219  | Dividend Cash JPMorgan Chase & Co                                 |                       | 344.25<br>441.80       | 5,990.55 |
| 03.05.2021             | 30.04.2021 | 35838952  | Interest payment on 30 April 2021 for 31.03.2021 to 29.04.2021    |                       | 0.00<br>0.00           | 5,990.55 |
| 18.05.2021             | 13.05.2021 | 35931868  | Dividend Cash Apple Inc   |                       | 112.20<br>143.70       | 6,102.75 |

# Portfolio transactions

## ACCOUNT NUMBER

003211711

## ACCOUNT NAME

Biddlecombe Pty Ltd ATF Biddlecombe Pty Ltd Pension Fund

## MONEY ACCOUNT

Cash Management Account USD 321171027

## CASH TRANSACTIONS

## PORTFOLIO NUMBER / CURRENCY

321171019/AUD

## PORTFOLIO NAME

Asset Advisory

## PERIOD

1 July 2020 to 30 June 2021

| Processing date         | Value date | Reference | Description  | Debit<br>Value in AUD | Credit<br>Value in AUD | Balance   |
|-------------------------|------------|-----------|--|-----------------------|------------------------|-----------|
| Completed transactions  |            |           |  |                       |                        |           |
| 01.06.2021              | 31.05.2021 | 36106113  | Interest payment on 31 May 2021 for 30.04.2021 to 30.05.2021       |                       | 0.00<br>0.00           | 6,102.75  |
| 28.05.2021              | 02.06.2021 | 36073417  | Sell 1,000 units of SREG Inovio Pharmaceuticals Inc (US45773H2013) |                       | 7,518.32<br>9,713.59   | 13,621.07 |
| 05.06.2021              | 04.06.2021 | 35919615  | Dividend Cash Pfizer Inc   |                       | 663.00<br>861.37       | 14,284.07 |
| 11.06.2021              | 10.06.2021 | 36020674  | Dividend Cash Microsoft Corp                                       |                       | 190.40<br>245.65       | 14,474.47 |
|                         | 30.06.2021 |           | Closing balance  |                       |                        | 14,474.47 |
| Back-dated transactions |            |           |  |                       |                        |           |
| 02.07.2021              | 29.06.2021 | 36254884  | Dividend Cash Gilead Sciences Inc                                  |                       | 482.80<br>638.29       | 14,957.27 |
| 01.07.2021              | 30.06.2021 | 36394472  | Interest payment on 30 June 2021 for 31.05.2021 to 29.06.2021      |                       | 0.00<br>0.00           | 14,957.27 |
|                         | 30.06.2021 |           | Adjusted closing balance   |                       |                        | 14,957.27 |
|                         |            |           | Reported balance before accrued interest                           |                       |                        | 14,957.27 |

Refer to Page 7/96 or  
bookmark for AUD value

# Portfolio transactions

## CASH TRANSACTIONS

### ACCOUNT NUMBER

003211711

### ACCOUNT NAME

Biddlecombe Pty Ltd ATF Biddlecombe Pty Ltd Pension Fund

### MONEY ACCOUNT

Liability account AUD 321171050

### PORTFOLIO NUMBER / CURRENCY

321171019/AUD

### PORTFOLIO NAME

Asset Advisory

### PERIOD

1 July 2020 to 30 June 2021

| Processing date        | Value date | Reference | Description  | Debit    | Credit    | Balance    |
|------------------------|------------|-----------|--|----------|-----------|------------|
| Completed transactions |            |           |  |          |           |            |
|                        | 01.07.2020 |           | Opening balance                                    |          |           | -41,543.77 |
| 02.07.2020             | 02.07.2020 | 33010055  | Settlement failure charge 01.07.2020 to 02.07.2020 |          | 0.00      | -41,543.77 |
| 02.07.2020             | 02.07.2020 | 33008275  | Repayment of liability funding AUD                 |          | 41,543.77 | 0.00       |
| 02.09.2020             | 02.09.2020 | 33575588  | Liability funding for unsettled transactions AUD   | 7,245.25 |           | -7,245.25  |
| 03.09.2020             | 03.09.2020 | 33588386  | Settlement failure charge 03.07.2020 to 03.09.2020 |          | 0.00      | -7,245.25  |
| 03.09.2020             | 03.09.2020 | 33587151  | Repayment of liability funding AUD                 |          | 7,245.25  | 0.00       |
|                        | 30.06.2021 |           | Closing balance                                    |          |           | 0.00       |
|                        |            |           | Reported balance before accrued interest           |          |           | 0.00       |

# Portfolio transactions

## ACCOUNT NUMBER

003211711

## ACCOUNT NAME

Biddlecombe Pty Ltd ATF Biddlecombe Pty Ltd Pension Fund

## SECURITIES TRANSACTIONS

## PORTFOLIO NUMBER / CURRENCY

321171019/AUD

## PORTFOLIO NAME

Asset Advisory

## PERIOD

1 July 2020 to 30 June 2021

| Processing date              | Value date | Security code<br>Reference | Transaction type  | Description   | Quantity/<br>nominal amount<br>Price | Currency | Value in CCY<br><br>Value in AUD |
|------------------------------|------------|----------------------------|-------------------|---|--------------------------------------|----------|----------------------------------|
| <b>Domestic fixed income</b> |            |                            |                   |   |                                      |          |                                  |
| 30.06.2020                   | 02.07.2020 | AU0000CBAPD7<br>32962752   | Sell              | CBA 3MBBSW+2.80% MAND CON 15.12.2024 call<br>15.12.2022 (CBAPD)                   | -1,000<br>99.18                      | AUD      | -98,579.96                       |
| 20.11.2020                   | 24.11.2020 | AU0000113912<br>34011226   | Buy IPO           | Challenger Ltd Capital Notes 3 New Money Bookbuild                                | 775<br>100.00                        | AUD      | 77,500.00                        |
| 26.11.2020                   | 26.11.2020 | AU0000113912<br>34388972   | Security exchange | Challenger Ltd Capital Notes 3 New Money Bookbuild                                | -775                                 | AUD      | -77,500.00                       |
| 26.11.2020                   | 26.11.2020 | AU0000110900<br>34388972   | Security exchange | Challenger 3MBBSW+4.60% MAND CON 25.05.2028 call<br>25.05.2026 (CGFPC)            | 775                                  | AUD      | 77,500.00                        |
| 24.11.2020                   | 27.11.2020 | AU0000113896<br>34113585   | Buy IPO           | Bendigo and Adelaide Capital Notes New Money Bookbild                             | 1,400<br>100.00                      | AUD      | 140,000.00                       |
| 01.12.2020                   | 01.12.2020 | AU0000113896<br>34429011   | Security exchange | Bendigo and Adelaide Capital Notes New Money Bookbild                             | -1,400                               | AUD      | -140,000.00                      |
| 01.12.2020                   | 01.12.2020 | AU0000113839<br>34429011   | Security exchange | Bendigo & Adelaide BK 3MBBSW+3.80% MAND CON<br>15.06.2029 call 15.06.2027 (BENPH) | 1,400                                | AUD      | 140,000.00                       |
| 01.02.2021                   | 03.02.2021 | AU0000061327<br>34966686   | Sell              | CBA 3MBBSW+3.00% MAND CON 20.04.2029 call<br>20.04.2027 (CBAPI)                   | -2,000<br>101.00                     | AUD      | -200,777.90                      |
| 23.02.2021                   | 25.02.2021 | AU0000NABPE2<br>35191962   | Sell              | NAB FRN Sub 3MBBSW+220 due 20/09/2028 call<br>20/09/2023 (NABPE)                  | -2,000<br>102.9483                   | AUD      | -204,650.93                      |
| 09.03.2021                   | 11.03.2021 | AU0000NABPE2<br>35377227   | Sell              | NAB FRN Sub 3MBBSW+220 due 20/09/2028 call<br>20/09/2023 (NABPE)                  | -1,000<br>101.75388                  | AUD      | -101,138.26                      |
| 10.03.2021                   | 16.03.2021 | AU0000135964<br>35115972   | Buy IPO           | Macquarie Group Capital Notes 5 New Money Offer –<br>MQGZZ                        | 1,900<br>100.00                      | AUD      | 190,000.00                       |
| 18.03.2021                   | 18.03.2021 | AU0000135964<br>35469544   | Security exchange | Macquarie Group Capital Notes 5 New Money Offer –<br>MQGZZ                        | -1,900                               | AUD      | -190,000.00                      |
| 18.03.2021                   | 18.03.2021 | AU0000136442<br>35469544   | Security exchange | Macquarie Group Ltd 3MBBSW+2.90% MAND CON<br>18.09.2030 CALL 18.08.2027 (MQGPE)   | 1,900                                | AUD      | 190,000.00                       |
| 22.03.2021                   | 24.03.2021 | AU0000NABPE2<br>35501698   | Sell              | NAB FRN Sub 3MBBSW+220 due 20/09/2028 call<br>20/09/2023 (NABPE)                  | -2,000<br>101.607105                 | AUD      | -201,984.76                      |



# Portfolio transactions

## ACCOUNT NUMBER

003211711

## ACCOUNT NAME

Biddlecombe Pty Ltd ATF Biddlecombe Pty Ltd Pension Fund

## SECURITIES TRANSACTIONS

## PORTFOLIO NUMBER / CURRENCY

321171019/AUD

## PORTFOLIO NAME

Asset Advisory

## PERIOD

1 July 2020 to 30 June 2021

| Processing date             | Value date | Security code<br><i>Reference</i> | Transaction type  | Description  | Quantity/<br>nominal amount<br><i>Price</i> | Currency | Value in CCY<br><i>Value in AUD</i> |
|-----------------------------|------------|-----------------------------------|-------------------|--|---|----------|-------------------------------------|
| 26.03.2021                  | 31.03.2021 | AU0000137770<br><i>35226811</i>   | Buy IPO           | CommBank PERLS XIII Capital Notes – New Money Bookbuild                        | 3,250<br><i>100.00</i>                      | AUD      | 325,000.00                          |
| 06.04.2021                  | 06.04.2021 | AU0000137770<br><i>35614458</i>   | Security exchange | CommBank PERLS XIII Capital Notes – New Money Bookbuild                        | -3,250                                      | AUD      | -325,000.00                         |
| 06.04.2021                  | 06.04.2021 | AU0000138927<br><i>35614458</i>   | Security exchange | CBA 3MBBSW+2.75% MAND CON 20.10.2028 call 20.10.2026 (CBAPJ)                   | 3,250                                       | AUD      | 325,000.00                          |
| 06.04.2021                  | 08.04.2021 | AU0000110900<br><i>35628852</i>   | Sell              | Challenger 3MBBSW+4.60% MAND CON 25.05.2028 call 25.05.2026 (CGFPC)            | -775<br><i>104.667032</i>                   | AUD      | -80,626.20                          |
| 03.05.2021                  | 05.05.2021 | AU0000113839<br><i>35831301</i>   | Sell              | Bendigo & Adelaide BK 3MBBSW+3.80% MAND CON 15.06.2029 call 15.06.2027 (BENPH) | -1,400<br><i>102.976429</i>                 | AUD      | -143,294.79                         |
| <b>Domestic real estate</b> |            |                                   |                   |  |   |          |                                     |
| 15.07.2020                  | 17.04.2020 | AU0000083677<br><i>33118338</i>   | Security exchange | Centuria Industrial REIT – Placement   | -25,850                                     | AUD      | -67,727.00                          |
| 15.07.2020                  | 17.04.2020 | AU000000CIP0<br><i>33118338</i>   | Security exchange | Centuria Industrial REIT   | 25,850                                      | AUD      | 67,727.00                           |
| 15.07.2020                  | 17.04.2020 | AU0000083677<br><i>32248540</i>   | Assimilation      | Reversal Centuria Industrial REIT – Placement                                  | 25,850                                      | AUD      | 67,727.00                           |
| 15.07.2020                  | 17.04.2020 | AU000000CIP0<br><i>32248540</i>   | Assimilation      | Reversal Centuria Industrial REIT  | -25,850                                     | AUD      | -67,727.00                          |
| 04.08.2020                  | 06.08.2020 | AU000000LLC3<br><i>33285123</i>   | Buy               | Lendlease Group  | 10,000<br><i>11.067799</i>                  | AUD      | 111,347.59                          |
| 10.08.2020                  | 12.08.2020 | AU0000039620<br><i>33327654</i>   | Sell              | APN Convenience Retail REIT  | -19,600<br><i>3.460296</i>                  | AUD      | -67,411.49                          |
| 24.08.2020                  | 26.08.2020 | AU000000LLC3<br><i>33453729</i>   | Sell              | Lendlease Group  | -20,000<br><i>11.373484</i>                 | AUD      | -226,093.49                         |
| 11.11.2020                  | 13.11.2020 | AU000000VAP7<br><i>34254824</i>   | Sell              | Vanguard Australian Property Securities Index ETF                              | -2,000<br><i>83.50</i>                      | AUD      | -165,989.65                         |
| 18.11.2020                  | 20.11.2020 | AU0000118481<br><i>34309720</i>   | Buy IPO           | Centuria Industrial REIT – Placement CIPXX                                     | 32,350<br><i>3.06</i>                       | AUD      | 98,991.00                           |

# Portfolio transactions

## ACCOUNT NUMBER

003211711

## ACCOUNT NAME

Biddlecombe Pty Ltd ATF Biddlecombe Pty Ltd Pension Fund

## SECURITIES TRANSACTIONS

## PORTFOLIO NUMBER / CURRENCY

321171019/AUD

## PORTFOLIO NAME

Asset Advisory

## PERIOD

1 July 2020 to 30 June 2021

| Processing date          | Value date | Security code<br><i>Reference</i> | Transaction type   | Description   | Quantity/<br>nominal amount<br><i>Price</i> | Currency | Value in CCY<br><i>Value in AUD</i> |
|--------------------------|------------|-----------------------------------|--------------------|---|---|----------|-------------------------------------|
| 23.11.2020               | 23.11.2020 | AU000000CIP0<br>34350155          | Security exchange  | Centuria Industrial REIT                            | 32,350                                      | AUD      | 98,991.00                           |
| 23.11.2020               | 23.11.2020 | AU0000118481<br>34350155          | Security exchange  | Centuria Industrial REIT – Placement CIPXX          | –32,350                                     | AUD      | –98,991.00                          |
| 01.02.2021               | 03.02.2021 | AU000000CIP0<br>34966632          | Sell               | Centuria Industrial REIT                            | –32,350<br>3.05                             | AUD      | –98,070.56                          |
| 01.03.2021               | 03.03.2021 | AU000000MGR9<br>35279120          | Buy                | Mirvac Group  | 45,000<br>2.31                              | AUD      | 104,578.90                          |
| 14.05.2021               | 18.05.2021 | AU000000MGR9<br>35967825          | Sell               | Mirvac Group  | –45,000<br>2.75                             | AUD      | –123,001.31                         |
| <b>Domestic equities</b> |            |                                   |                    |   |   |          |                                     |
| 15.07.2020               | 17.04.2020 | AU0000083081<br>33118107          | Security exchange  | Flight Centre Travel Group Ltd – Placement          | –665  | AUD      | –4,788.00                           |
| 15.07.2020               | 17.04.2020 | AU000000FLT9<br>33118107          | Security exchange  | Flight Centre Travel Group Ltd                      | 665   | AUD      | 4,788.00                            |
| 15.07.2020               | 17.04.2020 | AU0000083081<br>32248860          | Assimilation       | Reversal Flight Centre Travel Group Ltd – Placement | 665   | AUD      | 4,788.00                            |
| 15.07.2020               | 17.04.2020 | AU000000FLT9<br>32248860          | Assimilation       | Reversal Flight Centre Travel Group Ltd             | –665  | AUD      | –4,788.00                           |
| 13.07.2020               | 30.06.2020 | NZSKCE0001S2<br>33094105          | Issue new security | SkyCity Entertainment Group Ltd                     | 20,983                                      | AUD      | 46,999.99                           |
| 13.07.2020               | 30.06.2020 | NZSKCE0001S2<br>32955580          | Issue new security | Reversal SkyCity Entertainment Group Ltd            | –20,085                                     | AUD      | –47,000.00                          |
| 01.07.2020               | 01.07.2020 | AU000000QAN2<br>32977407          | Security exchange  | Qantas Airways Ltd                                  | 13,505                                      | AUD      | 49,293.25                           |
| 01.07.2020               | 01.07.2020 | AU0000093106<br>32977407          | Security exchange  | Qantas Airways Ltd Placement                        | –13,505                                     | AUD      | –49,293.25                          |
| 10.07.2020               | 14.07.2020 | AU000000TWE9<br>33084953          | Sell               | Treasury Wine Estates Ltd                           | –10,000<br>10.595                           | AUD      | –105,309.00                         |

# Portfolio transactions

## ACCOUNT NUMBER

003211711

## ACCOUNT NAME

Biddlecombe Pty Ltd ATF Biddlecombe Pty Ltd Pension Fund

## SECURITIES TRANSACTIONS

## PORTFOLIO NUMBER / CURRENCY

321171019/AUD

## PORTFOLIO NAME

Asset Advisory

## PERIOD

1 July 2020 to 30 June 2021

| Processing date | Value date | Security code<br><i>Reference</i> | Transaction type   | Description                              | Quantity/<br>nominal amount<br><i>Price</i> | Currency | Value in CCY<br><i>Value in AUD</i> |
|-----------------|------------|-----------------------------------|--------------------|--|---|----------|-------------------------------------|
| 13.07.2020      | 15.07.2020 | AU000000S320<br>33093393          | Buy                | South32 Ltd                              | 50,000<br>2.10                              | AUD      | 105,635.25                          |
| 16.07.2020      | 20.07.2020 | AU000000SKI7<br>33039094          | Sell               | Spark Infrastructure Group               | -100,000<br>2.28                            | AUD      | -226,620.60                         |
| 17.07.2020      | 21.07.2020 | AU000000BHP4<br>33137679          | Sell               | BHP Group Ltd                            | -5,000<br>37.934912                         | AUD      | -188,527.03                         |
| 20.07.2020      | 22.07.2020 | AU000000AWC3<br>33154089          | Buy                | Alumina Ltd                              | 100,000<br>1.784728                         | AUD      | 179,552.53                          |
| 23.07.2020      | 27.07.2020 | AU000000CSL8<br>33183232          | Buy                | CSL Ltd                                  | 500<br>281.9995                             | AUD      | 141,852.80                          |
| 23.07.2020      | 27.07.2020 | AU000000QBE9<br>33183205          | Sell               | QBE Insurance Group Ltd                  | -10,000<br>10.15                            | AUD      | -100,885.92                         |
| 28.07.2020      | 30.07.2020 | AU0000047839<br>33209649          | Buy                | Whisper Ltd                              | 2,000<br>4.89                               | AUD      | 9,917.50                            |
| 10.08.2020      | 12.08.2020 | AU000000S320<br>33327703          | Buy                | South32 Ltd                              | 50,000<br>2.21                              | AUD      | 111,168.53                          |
| 11.08.2020      | 13.08.2020 | AU000000CBA7<br>33340869          | Sell               | Commonwealth Bank of Australia           | -2,500<br>75.082224                         | AUD      | -186,569.94                         |
| 17.08.2020      | 17.08.2020 | AU0000100265<br>33385547          | Right distribution | Sydney Airport Renounceable Rights       | 3,883                                       | AUD      | 0.00                                |
| 14.08.2020      | 18.08.2020 | AU000000QBE9<br>33372545          | Sell               | QBE Insurance Group Ltd                  | -10,000<br>10.961397                        | AUD      | -108,950.80                         |
| 18.08.2020      | 20.08.2020 | AU0000013559<br>33393941          | Buy                | Atlas Arteria                            | 20,000<br>6.313758                          | AUD      | 127,039.12                          |
| 19.08.2020      | 21.08.2020 | AU000000CSL8<br>33405668          | Sell               | CSL Ltd                                  | -500<br>310.02884                           | AUD      | -154,076.58                         |
| 25.08.2020      | 25.08.2020 | AU0000101412<br>33475513          | Right distribution | Tabcorp Holdings Ltd Renounceable Rights | 9,091                                       | AUD      | 0.00                                |
| 24.08.2020      | 26.08.2020 | AU000000GNC9<br>33453766          | Buy                | Graincorp Limited                        | 30,000<br>4.329502                          | AUD      | 130,670.88                          |

# Portfolio transactions

## ACCOUNT NUMBER

003211711

## ACCOUNT NAME

Biddlecombe Pty Ltd ATF Biddlecombe Pty Ltd Pension Fund

## SECURITIES TRANSACTIONS

## PORTFOLIO NUMBER / CURRENCY

321171019/AUD

## PORTFOLIO NAME

Asset Advisory

## PERIOD

1 July 2020 to 30 June 2021

| Processing date | Value date | Security code<br><i>Reference</i> | Transaction type  | Description                        | Quantity/<br>nominal amount<br><i>Price</i> | Currency | Value in CCY<br><i>Value in AUD</i> |
|-----------------|------------|-----------------------------------|-------------------|------------------------------------|---|----------|-------------------------------------|
| 25.08.2020      | 27.08.2020 | AU0000009789<br>33472696          | Buy               | Pendal Group Ltd                   | 14,655<br>6.025                             | AUD      | 88,830.57                           |
| 26.08.2020      | 28.08.2020 | AU000000CBA7<br>33486204          | Buy               | Commonwealth Bank of Australia     | 2,500<br>68.882148                          | AUD      | 173,247.21                          |
| 26.08.2020      | 28.08.2020 | AU000000APA1<br>33484999          | Buy               | APA Group                          | 20,000<br>10.488197                         | AUD      | 211,033.01                          |
| 27.08.2020      | 31.08.2020 | AU00000033359<br>33507373         | Sell              | Healius Ltd                        | -7,768<br>3.35                              | AUD      | -25,865.36                          |
| 01.09.2020      | 01.09.2020 | AU0000100265<br>33518319          | Capital increase  | Sydney Airport Renounceable Rights | -3,883                                      | AUD      | 0.00                                |
| 01.09.2020      | 01.09.2020 | AU0000100281<br>33518319          | Capital increase  | Sydney Airport Deferred            | 3,883                                       | AUD      | 17,706.48                           |
| 28.08.2020      | 01.09.2020 | AU00000033359<br>33519135         | Sell              | Healius Ltd                        | -1,048<br>3.35                              | AUD      | -3,489.57                           |
| 31.08.2020      | 02.09.2020 | AU0000102790<br>33516799          | Buy IPO           | Orocobre Ltd Placement             | 24,050<br>2.52                              | AUD      | 60,606.00                           |
| 31.08.2020      | 02.09.2020 | AU000000NAB4<br>33527024          | Sell              | National Australia Bank Ltd        | -2,120<br>18.01                             | AUD      | -37,950.20                          |
| 03.09.2020      | 03.09.2020 | AU0000102790<br>33578044          | Security exchange | Orocobre Ltd Placement             | -24,050                                     | AUD      | -60,606.00                          |
| 03.09.2020      | 03.09.2020 | AU000000ORE0<br>33578044          | Security exchange | Orocobre Ltd                       | 24,050                                      | AUD      | 60,606.00                           |
| 01.09.2020      | 03.09.2020 | AU00000033359<br>33485042         | Sell              | Healius Ltd                        | -61,184<br>3.315                            | AUD      | -201,597.87                         |
| 03.09.2020      | 07.09.2020 | AU000000JHG6<br>33588482          | Sell              | Janus Henderson Group PLC          | -6,000<br>28.9628                           | AUD      | -172,725.45                         |
| 03.09.2020      | 07.09.2020 | NZSKCE0001S2<br>33588508          | Sell              | SkyCity Entertainment Group Ltd    | -50,983<br>2.472380                         | AUD      | -125,286.74                         |
| 03.09.2020      | 07.09.2020 | AU000000BOQ8<br>33588460          | Sell              | Bank of Queensland Ltd             | -20,000<br>6.300793                         | AUD      | -125,253.47                         |

# Portfolio transactions

## ACCOUNT NUMBER

003211711

## ACCOUNT NAME

Biddlecombe Pty Ltd ATF Biddlecombe Pty Ltd Pension Fund

## SECURITIES TRANSACTIONS

## PORTFOLIO NUMBER / CURRENCY

321171019/AUD

## PORTFOLIO NAME

Asset Advisory

## PERIOD

1 July 2020 to 30 June 2021

| Processing date | Value date | Security code<br>Reference | Transaction type  | Description                              | Quantity/<br>nominal amount<br>Price | Currency | Value in CCY<br>Value in AUD |
|-----------------|------------|----------------------------|-------------------|--|--------------------------------------|----------|------------------------------|
| 10.09.2020      | 10.09.2020 | AU000000TAH8<br>33625565   | Capital increase  | Tabcorp Holdings Limited                 | 9,091                                | AUD      | 29,545.75                    |
| 10.09.2020      | 10.09.2020 | AU0000101412<br>33625565   | Capital increase  | Tabcorp Holdings Ltd Renounceable Rights | -9,091                               | AUD      | 0.00                         |
| 08.09.2020      | 10.09.2020 | AU000000TWE9<br>33634843   | Buy               | Treasury Wine Estates Ltd                | 10,000<br>9.163689                   | AUD      | 92,191.29                    |
| 14.09.2020      | 14.09.2020 | AU000000SYD9<br>33688233   | Security exchange | Sydney Airport                           | 3,883                                | AUD      | 17,706.48                    |
| 14.09.2020      | 14.09.2020 | AU0000100281<br>33688233   | Security exchange | Sydney Airport Deferred                  | -3,883                               | AUD      | -17,706.48                   |
| 23.09.2020      | 25.09.2020 | PG0008579883<br>33789225   | Buy               | Oil Search Ltd                           | 100,000<br>2.798255                  | AUD      | 281,518.44                   |
| 24.09.2020      | 28.09.2020 | AU000000QUB5<br>33802849   | Buy               | Qube Holdings Ltd                        | 50,000<br>2.569449                   | AUD      | 129,249.70                   |
| 07.10.2020      | 09.10.2020 | AU0000047839<br>33968288   | Sell              | Whispir Ltd                              | -2,000<br>3.50                       | AUD      | -6,862.50                    |
| 07.10.2020      | 09.10.2020 | AU000000GSS4<br>33968242   | Sell              | Genetic Signatures Ltd                   | -5,000<br>1.85                       | AUD      | -9,112.50                    |
| 07.10.2020      | 09.10.2020 | AU000000BLD2<br>33966196   | Sell              | Boral Ltd                                | -15,000<br>4.745                     | AUD      | -70,744.39                   |
| 07.10.2020      | 09.10.2020 | AU000000ORE0<br>33965386   | Sell              | Orocobre Ltd                             | -24,050<br>2.711544                  | AUD      | -64,818.11                   |
| 08.10.2020      | 12.10.2020 | AU000000AGL7<br>33978300   | Sell              | AGL Energy Ltd                           | -20,000<br>13.504206                 | AUD      | -268,450.10                  |
| 08.10.2020      | 12.10.2020 | AU000000CSR5<br>33977490   | Sell              | CSR Ltd                                  | -20,000<br>4.564381                  | AUD      | -90,735.33                   |
| 12.10.2020      | 14.10.2020 | AU000000IPL1<br>34002899   | Buy               | Incitec Pivot Ltd                        | 50,000<br>2.12                       | AUD      | 106,641.30                   |
| 14.10.2020      | 16.10.2020 | AU000000GNC9<br>34020401   | Buy               | Graincorp Limited                        | 20,000<br>4.02                       | AUD      | 80,886.42                    |

# Portfolio transactions

## ACCOUNT NUMBER

003211711

## ACCOUNT NAME

Biddlecombe Pty Ltd ATF Biddlecombe Pty Ltd Pension Fund

## SECURITIES TRANSACTIONS

## PORTFOLIO NUMBER / CURRENCY

321171019/AUD

## PORTFOLIO NAME

Asset Advisory

## PERIOD

1 July 2020 to 30 June 2021

| Processing date | Value date | Security code<br><i>Reference</i> | Transaction type  | Description                        | Quantity/<br>nominal amount<br><i>Price</i> | Currency | Value in CCY<br><i>Value in AUD</i> |
|-----------------|------------|-----------------------------------|-------------------|------------------------------------|---|----------|-------------------------------------|
| 20.10.2020      | 22.10.2020 | AU0000009789<br>34060569          | Sell              | Pendal Group Ltd                   | -20,000<br>6.70                             | AUD      | -133,189.30                         |
| 23.10.2020      | 23.10.2020 | AU0000109555<br>34085733          | Security exchange | Adore Beauty IPO Bookbuild (ABYYY) | -7,860                                      | AUD      | -53,055.00                          |
| 23.10.2020      | 23.10.2020 | AU0000109506<br>34085733          | Security exchange | Adore Beauty Group Ltd             | 7,860                                       | AUD      | 53,055.00                           |
| 21.10.2020      | 23.10.2020 | AU000000QUB5<br>34067766          | Sell              | Qube Holdings Ltd                  | -50,000<br>2.81                             | AUD      | -139,649.97                         |
| 23.10.2020      | 26.10.2020 | AU0000109555<br>33950794          | Buy IPO           | Adore Beauty IPO Bookbuild (ABYYY) | 7,860<br>6.75                               | AUD      | 53,055.00                           |
| 27.10.2020      | 29.10.2020 | AU000000BHP4<br>34104954          | Buy               | BHP Group Ltd                      | 3,000<br>35.225255                          | AUD      | 106,315.11                          |
| 29.10.2020      | 02.11.2020 | AU000000BHP4<br>34120975          | Buy               | BHP Group Ltd                      | 2,000<br>34.00                              | AUD      | 68,411.40                           |
| 04.11.2020      | 06.11.2020 | AU000000CSR5<br>34189730          | Sell              | CSR Ltd                            | -20,000<br>5.015871                         | AUD      | -99,710.48                          |
| 04.11.2020      | 06.11.2020 | NZATME0002S8<br>34185395          | Buy               | The a2 Milk Company Ltd            | 10,000<br>13.268203                         | AUD      | 133,484.76                          |
| 05.11.2020      | 09.11.2020 | AU000000BLD2<br>34197583          | Sell              | Boral Ltd                          | -20,000<br>4.910002                         | AUD      | -97,605.93                          |
| 06.11.2020      | 10.11.2020 | AU000000TWE9<br>34205412          | Buy               | Treasury Wine Estates Ltd          | 10,000<br>8.576164                          | AUD      | 86,280.50                           |
| 06.11.2020      | 10.11.2020 | AU000000TAH8<br>34205403          | Sell              | Tabcorp Holdings Limited           | -29,091<br>3.992893                         | AUD      | -115,454.51                         |
| 10.11.2020      | 12.11.2020 | PG0008579883<br>34236639          | Sell              | Oil Search Ltd                     | -50,000<br>3.238792                         | AUD      | -160,959.86                         |
| 11.11.2020      | 13.11.2020 | AU000000APX3<br>34254808          | Buy               | Appen Ltd                          | 3,000<br>32.07914                           | AUD      | 96,819.66                           |
| 17.11.2020      | 19.11.2020 | AU000000TAH8<br>34308985          | Sell              | Tabcorp Holdings Limited           | -30,000<br>4.15                             | AUD      | -123,746.77                         |

# Portfolio transactions

## ACCOUNT NUMBER

003211711

## ACCOUNT NAME

Biddlecombe Pty Ltd ATF Biddlecombe Pty Ltd Pension Fund

## SECURITIES TRANSACTIONS

## PORTFOLIO NUMBER / CURRENCY

321171019/AUD

## PORTFOLIO NAME

Asset Advisory

## PERIOD

1 July 2020 to 30 June 2021

| Processing date | Value date | Security code<br><i>Reference</i> | Transaction type  | Description  | Quantity/<br>nominal amount<br><i>Price</i> | Currency | Value in CCY<br><i>Value in AUD</i> |
|-----------------|------------|-----------------------------------|-------------------|--|---|----------|-------------------------------------|
| 17.11.2020      | 19.11.2020 | PG0008579883<br>34308929          | Sell              | Oil Search Ltd                                     | -25,000<br>3.95                             | AUD      | -98,152.56                          |
| 19.11.2020      | 23.11.2020 | AU000000SKI7<br>34339003          | Buy               | Spark Infrastructure Group                         | 50,000<br>2.09                              | AUD      | 105,132.23                          |
| 20.11.2020      | 24.11.2020 | AU000000CBA7<br>34347732          | Sell              | Commonwealth Bank of Australia                     | -5,000<br>79.211898                         | AUD      | -393,663.33                         |
| 24.11.2020      | 26.11.2020 | AU000000SFR8<br>34374882          | Buy               | Sandfire Resources Ltd                             | 10,000<br>4.485                             | AUD      | 45,121.35                           |
| 24.11.2020      | 26.11.2020 | NZATME0002S8<br>34374846          | Buy               | The a2 Milk Company Ltd                            | 10,000<br>13.764463                         | AUD      | 138,477.39                          |
| 30.11.2020      | 03.12.2020 | AU0000120438<br>34386567          | Buy IPO           | Galaxy Resources Ltd – Placement GXYXX             | 20,650<br>1.70                              | AUD      | 35,105.00                           |
| 04.12.2020      | 04.12.2020 | AU0000120438<br>34499586          | Security exchange | Galaxy Resources Ltd – Placement GXYXX             | -20,650                                     | AUD      | -35,105.00                          |
| 04.12.2020      | 04.12.2020 | AU000000GXY2<br>34499586          | Security exchange | Galaxy Resources Ltd                               | 20,650                                      | AUD      | 35,105.00                           |
| 02.12.2020      | 04.12.2020 | AU000000TCL6<br>34473945          | Buy               | Transurban Group                                   | 10,000<br>13.901993                         | AUD      | 139,861.00                          |
| 03.12.2020      | 07.12.2020 | AU000000BHP4<br>34482647          | Sell              | BHP Group Ltd                                      | -5,000<br>40.706136                         | AUD      | -202,299.32                         |
| 08.12.2020      | 08.12.2020 | AU0000120917<br>34536096          | Security exchange | Dalrymple Bay Infrastructure IPO Bookbuild (DBIYY) | -74,200                                     | AUD      | -190,694.00                         |
| 08.12.2020      | 08.12.2020 | AU0000120628<br>34536096          | Security exchange | Dalrymple Bay Infrastructure Ltd                   | 74,200                                      | AUD      | 190,694.00                          |
| 04.12.2020      | 08.12.2020 | AU000000APX3<br>34504098          | Buy               | Appen Ltd  | 3,000<br>29.648083                          | AUD      | 89,482.36                           |
| 18.12.2020      | 08.12.2020 | AU0000120917<br>34635153          | Security exchange | Dalrymple Bay Infrastructure IPO Bookbuild (DBIYY) | -74,200                                     | AUD      | -190,694.00                         |
| 18.12.2020      | 08.12.2020 | AU0000120628<br>34635153          | Security exchange | Dalrymple Bay Infrastructure Ltd                   | 74,200                                      | AUD      | 190,694.00                          |

# Portfolio transactions

## ACCOUNT NUMBER

003211711

## ACCOUNT NAME

Biddlecombe Pty Ltd ATF Biddlecombe Pty Ltd Pension Fund

## SECURITIES TRANSACTIONS

## PORTFOLIO NUMBER / CURRENCY

321171019/AUD

## PORTFOLIO NAME

Asset Advisory

## PERIOD

1 July 2020 to 30 June 2021

| Processing date | Value date | Security code<br>Reference | Transaction type  | Description   | Quantity/<br>nominal amount<br>Price | Currency | Value in CCY<br>Value in AUD |
|-----------------|------------|----------------------------|-------------------|---|--------------------------------------|----------|------------------------------|
| 18.12.2020      | 08.12.2020 | AU0000120917<br>34536096   | Security exchange | Reversal Dalrymple Bay Infrastructure IPO Bookbuild (DBIYY) | 74,200                               | AUD      | 190,694.00                   |
| 18.12.2020      | 08.12.2020 | AU0000120628<br>34536096   | Security exchange | Reversal Dalrymple Bay Infrastructure Ltd                   | -74,200                              | AUD      | -190,694.00                  |
| 07.12.2020      | 09.12.2020 | AU000000S320<br>34512856   | Sell              | South32 Ltd   | -50,000<br>2.645                     | AUD      | -131,449.88                  |
| 04.12.2020      | 09.12.2020 | AU0000120917<br>34465371   | Buy IPO           | Dalrymple Bay Infrastructure IPO Bookbuild (DBIYY)          | 74,200<br>2.57                       | AUD      | 190,694.00                   |
| 11.01.2021      | 13.01.2021 | AU000000CSR5<br>34813863   | Sell              | CSR Ltd   | -20,000<br>5.149040                  | AUD      | -102,357.76                  |
| 11.01.2021      | 13.01.2021 | PG0008579883<br>34813846   | Sell              | Oil Search Ltd  | -25,000<br>4.34                      | AUD      | -107,843.57                  |
| 15.01.2021      | 19.01.2021 | AU000000TCL6<br>34862768   | Buy               | Transurban Group  | 10,000<br>12.862654                  | AUD      | 129,404.74                   |
| 19.01.2021      | 21.01.2021 | AU000000APA1<br>34880060   | Buy               | APA Group   | 10,000<br>9.59601                    | AUD      | 96,540.66                    |
| 21.01.2021      | 25.01.2021 | AU000000ORI1<br>34905561   | Buy               | Orica Ltd   | 10,000<br>15.793244                  | AUD      | 158,887.93                   |
| 21.01.2021      | 25.01.2021 | AU000000IPL1<br>34905536   | Sell              | Incitec Pivot Ltd   | -50,000<br>2.703427                  | AUD      | -134,353.55                  |
| 22.01.2021      | 27.01.2021 | AU000000CBA7<br>34914872   | Sell              | Commonwealth Bank of Australia                              | -3,000<br>84.948407                  | AUD      | -253,303.40                  |
| 27.01.2021      | 29.01.2021 | AU000000CSL8<br>34935690   | Buy               | CSL Ltd   | 500<br>273.252620                    | AUD      | 137,452.89                   |
| 27.01.2021      | 29.01.2021 | AU000000BLD2<br>34935686   | Buy               | Boral Ltd   | 20,000<br>5.098537                   | AUD      | 102,587.66                   |
| 27.01.2021      | 29.01.2021 | AU000000APX3<br>34935677   | Buy               | Appen Ltd   | 4,000<br>23.045363                   | AUD      | 92,739.15                    |
| 01.02.2021      | 03.02.2021 | AU000000TWE9<br>34966728   | Sell              | Treasury Wine Estates Ltd                                   | -20,000<br>9.975436                  | AUD      | -198,301.69                  |



# Portfolio transactions

## ACCOUNT NUMBER

003211711

## ACCOUNT NAME

Biddlecombe Pty Ltd ATF Biddlecombe Pty Ltd Pension Fund

## SECURITIES TRANSACTIONS

## PORTFOLIO NUMBER / CURRENCY

321171019/AUD

## PORTFOLIO NAME

Asset Advisory

## PERIOD

1 July 2020 to 30 June 2021

| Processing date | Value date | Security code<br><i>Reference</i> | Transaction type  | Description              | Quantity/<br>nominal amount<br><i>Price</i> | Currency | Value in CCY<br><i>Value in AUD</i> |
|-----------------|------------|-----------------------------------|-------------------|--------------------------|---|----------|-------------------------------------|
| 02.02.2021      | 04.02.2021 | AU000000QBE9<br>35006486          | Buy               | QBE Insurance Group Ltd  | 20,000<br>8.322514                          | AUD      | 167,457.30                          |
| 10.02.2021      | 12.02.2021 | AU000000ORA8<br>35072838          | Buy               | Orora Ltd                | 60,000<br>2.743110                          | AUD      | 165,582.37                          |
| 12.02.2021      | 16.02.2021 | AU000000BHP4<br>35103130          | Sell              | BHP Group Ltd            | -2,000<br>44.84083                          | AUD      | -89,139.08                          |
| 18.02.2021      | 22.02.2021 | AU0000121337<br>35160116          | Buy               | Humm Group Ltd           | 100,000<br>1.282844                         | AUD      | 129,060.54                          |
| 18.02.2021      | 22.02.2021 | AU000000GNC9<br>35160066          | Sell              | Graincorp Limited        | -25,000<br>4.530698                         | AUD      | -112,582.18                         |
| 03.03.2021      | 05.03.2021 | AU000000QBE9<br>35307443          | Sell              | QBE Insurance Group Ltd  | -10,000<br>9.267609                         | AUD      | -92,115.40                          |
| 03.03.2021      | 05.03.2021 | AU000000DOW2<br>35307434          | Buy               | Downer EDI Ltd           | 20,000<br>4.974477                          | AUD      | 100,091.45                          |
| 09.03.2021      | 11.03.2021 | AU000000BLD2<br>35377206          | Sell              | Boral Ltd                | -20,000<br>5.539066                         | AUD      | -110,111.09                         |
| 10.03.2021      | 12.03.2021 | AU000000S320<br>35387779          | Sell              | South32 Ltd              | -20,000<br>2.831997                         | AUD      | -56,297.27                          |
| 11.03.2021      | 15.03.2021 | AU000000TAH8<br>35412816          | Sell              | Tabcorp Holdings Limited | -20,000<br>4.611266                         | AUD      | -91,667.35                          |
| 18.03.2021      | 17.03.2021 | AU000000APA1<br>35475385          | Return of Capital | APA Group                | 0   | AUD      | -3,258.00                           |
| 24.03.2021      | 26.03.2021 | AU000000NCM7<br>35523492          | Buy               | Newcrest Mining Ltd      | 5,000<br>25.093284                          | AUD      | 126,225.50                          |
| 06.04.2021      | 08.04.2021 | AU000000IPL1<br>35628750          | Buy               | Incitec Pivot Ltd        | 50,000<br>2.656902                          | AUD      | 133,648.84                          |
| 07.04.2021      | 09.04.2021 | AU000000KAR6<br>35639159          | Buy               | Karoon Energy Ltd        | 100,000<br>1.090765                         | AUD      | 109,736.37                          |
| 09.04.2021      | 13.04.2021 | AU000000ORA8<br>35664068          | Sell              | Orora Ltd                | -30,000<br>3.12                             | AUD      | -93,033.72                          |

# Portfolio transactions

## ACCOUNT NUMBER

003211711

## ACCOUNT NAME

Biddlecombe Pty Ltd ATF Biddlecombe Pty Ltd Pension Fund

## SECURITIES TRANSACTIONS

## PORTFOLIO NUMBER / CURRENCY

321171019/AUD

## PORTFOLIO NAME

Asset Advisory

## PERIOD

1 July 2020 to 30 June 2021

| Processing date | Value date | Security code<br>Reference | Transaction type  | Description                                | Quantity/<br>nominal amount<br>Price | Currency | Value in CCY<br>Value in AUD |
|-----------------|------------|----------------------------|-------------------|--|--------------------------------------|----------|------------------------------|
| 16.04.2021      | 20.04.2021 | AU000000SKI7<br>35727575   | Sell              | Spark Infrastructure Group                 | -50,000<br>2.160039                  | AUD      | -107,348.56                  |
| 16.04.2021      | 20.04.2021 | AU000000QBE9<br>35727355   | Sell              | QBE Insurance Group Ltd                    | -10,000<br>9.788971                  | AUD      | -97,297.48                   |
| 20.04.2021      | 22.04.2021 | AU0000144289<br>35719458   | Buy IPO           | Strike Energy Ltd – Placement STXXX        | 25,280<br>0.30                       | AUD      | 7,584.00                     |
| 23.04.2021      | 23.04.2021 | AU0000144289<br>35776286   | Security exchange | Strike Energy Ltd – Placement STXXX        | -25,280                              | AUD      | -7,584.00                    |
| 23.04.2021      | 23.04.2021 | AU000000STX7<br>35776286   | Security exchange | Strike Energy Ltd                          | 25,280                               | AUD      | 7,584.00                     |
| 23.04.2021      | 27.04.2021 | AU000000NAB4<br>35778203   | Sell              | National Australia Bank Ltd                | -10,000<br>26.407259                 | AUD      | -262,474.95                  |
| 26.04.2021      | 28.04.2021 | AU000000IPL1<br>35788704   | Buy               | Incitec Pivot Ltd                          | 50,000<br>2.66                       | AUD      | 133,804.65                   |
| 26.04.2021      | 28.04.2021 | AU000000NCM7<br>35788633   | Sell              | Newcrest Mining Ltd                        | -5,000<br>27.769402                  | AUD      | -138,006.98                  |
| 28.04.2021      | 30.04.2021 | AU000000SFR8<br>35805284   | Sell              | Sandfire Resources Ltd                     | -20,000<br>6.563079                  | AUD      | -130,467.44                  |
| 03.05.2021      | 05.05.2021 | AU000000TWE9<br>35831294   | Buy               | Treasury Wine Estates Ltd                  | 10,000<br>10.055337                  | AUD      | 101,161.71                   |
| 06.05.2021      | 10.05.2021 | AU000000SFR8<br>35896002   | Sell              | Sandfire Resources Ltd                     | -20,000<br>7.000724                  | AUD      | -139,167.40                  |
| 14.05.2021      | 18.05.2021 | AU000000S320<br>35967803   | Sell              | South32 Ltd                                | -30,000<br>2.96                      | AUD      | -88,262.76                   |
| 27.05.2021      | 31.05.2021 | AU000000AMC4<br>36065253   | Buy               | Amcor PLC                                  | 10,000<br>15.167688                  | AUD      | 152,594.52                   |
| 27.05.2021      | 31.05.2021 | NZFAPE0001S2<br>36064986   | Buy               | Fisher & Paykel Healthcare Corporation Ltd | 5,000<br>26.906826                   | AUD      | 135,348.06                   |
| 28.05.2021      | 01.06.2021 | AU000000MND5<br>36073396   | Buy               | Monadelphous Group Ltd                     | 10,000<br>10.175887                  | AUD      | 102,374.51                   |

# Portfolio transactions

## ACCOUNT NUMBER

003211711

## ACCOUNT NAME

Biddlecombe Pty Ltd ATF Biddlecombe Pty Ltd Pension Fund

## SECURITIES TRANSACTIONS

## PORTFOLIO NUMBER / CURRENCY

321171019/AUD

## PORTFOLIO NAME

Asset Advisory

## PERIOD

1 July 2020 to 30 June 2021

| Processing date | Value date | Security code<br><i>Reference</i> | Transaction type  | Description                                | Quantity/<br>nominal amount<br><i>Price</i> | Currency | Value in CCY<br><i>Value in AUD</i> |
|-----------------|------------|-----------------------------------|-------------------|--|---|----------|-------------------------------------|
| 03.06.2021      | 07.06.2021 | AU000000ORA8<br>36156130          | Sell              | Orora Ltd                                  | -30,000<br>3.230500                         | AUD      | -96,328.66                          |
| 04.06.2021      | 08.06.2021 | AU000000SVW5<br>36162188          | Buy               | Seven Group Holdings Ltd                   | 5,000<br>20.554236                          | AUD      | 103,392.94                          |
| 08.06.2021      | 10.06.2021 | AU000000APA1<br>36191014          | Buy               | APA Group                                  | 10,000<br>9.18909                           | AUD      | 92,446.84                           |
| 10.06.2021      | 15.06.2021 | AU000000WHC8<br>36202527          | Sell              | Whitehaven Coal Ltd                        | -50,000<br>2.00                             | AUD      | -99,395.00                          |
| 15.06.2021      | 17.06.2021 | AU000000CSL8<br>36234535          | Sell              | CSL Ltd                                    | -500<br>302.957960                          | AUD      | -150,562.54                         |
| 16.06.2021      | 18.06.2021 | AU000000MND5<br>36245269          | Buy               | Monadelphous Group Ltd                     | 10,000<br>9.601567                          | AUD      | 96,596.57                           |
| 18.06.2021      | 24.06.2021 | AU0000156655<br>35951384          | Buy IPO           | Tamboran Resources IPO Bookbuild (TBNXX)   | 250,000<br>0.40                             | AUD      | 100,000.00                          |
| 25.06.2021      | 29.06.2021 | AU0000109506<br>36330643          | Sell              | Adore Beauty Group Ltd                     | -7,860<br>4.450025                          | AUD      | -34,765.59                          |
| 25.06.2021      | 29.06.2021 | AU000000TWE9<br>36330479          | Sell              | Treasury Wine Estates Ltd                  | -10,000<br>11.570009                        | AUD      | -115,000.10                         |
| 25.06.2021      | 29.06.2021 | NZFAPE0001S2<br>36330446          | Sell              | Fisher & Paykel Healthcare Corporation Ltd | -5,000<br>29.162758                         | AUD      | -144,931.61                         |
| 30.06.2021      | 30.06.2021 | AU0000156655<br>36375579          | Security exchange | Tamboran Resources IPO Bookbuild (TBNXX)   | -250,000                                    | AUD      | -100,000.00                         |
| 30.06.2021      | 30.06.2021 | AU0000154841<br>36375579          | Security exchange | Tamboran Resources Ltd                     | 250,000                                     | AUD      | 100,000.00                          |
| 10.08.2021      | 30.06.2021 | AU000000SYD9<br>36749259          | Tax Events        | Sydney Airport                             | 0   | AUD      | 0.00                                |
| 30.06.2021      | 02.07.2021 | AU000000NCM7<br>36378002          | Buy               | Newcrest Mining Ltd                        | 5,000<br>25.355                             | AUD      | 127,541.99                          |

# Portfolio transactions

## ACCOUNT NUMBER

003211711

## ACCOUNT NAME

Biddlecombe Pty Ltd ATF Biddlecombe Pty Ltd Pension Fund

## SECURITIES TRANSACTIONS

## PORTFOLIO NUMBER / CURRENCY

321171019/AUD

## PORTFOLIO NAME

Asset Advisory

## PERIOD

1 July 2020 to 30 June 2021

| Processing date               | Value date | Security code<br>Reference | Transaction type | Description                                       | Quantity/<br>nominal amount<br>Price | Currency | Value in CCY<br>Value in AUD |
|-------------------------------|------------|----------------------------|------------------|---|--------------------------------------|----------|------------------------------|
| <b>International equities</b> |            |                            |                  |   |                                      |          |                              |
| 29.06.2020                    | 01.07.2020 | US45773H2013<br>32953820   | Sell             | Inovio Pharmaceuticals Inc                        | -1,547<br>28.30                      | USD      | -43,512.07<br>-63,410.19     |
| 06.07.2020                    | 08.07.2020 | US46625H1005<br>33027460   | Buy              | JPMorgan Chase & Co                               | 450<br>94.43                         | USD      | 42,752.71<br>61,558.98       |
| 16.07.2020                    | 20.07.2020 | US60770K1079<br>33130281   | Buy              | Moderna Inc                                       | 350<br>80.39                         | USD      | 28,308.13<br>40,793.93       |
| 30.07.2020                    | 03.08.2020 | US45773H2013<br>33227929   | Sell             | Inovio Pharmaceuticals Inc                        | -1,000<br>21.10                      | USD      | -20,970.82<br>-29,215.41     |
| 24.08.2020                    | 26.08.2020 | US3755581036<br>33453797   | Buy              | Gilead Sciences Inc                               | 300<br>66.49                         | USD      | 20,068.68<br>28,028.88       |
| 01.09.2020                    | 03.09.2020 | US0378331005<br>33537533   | Buy              | Apple Inc   | 600<br>131.00                        | USD      | 79,079.46<br>107,989.27      |
| 12.11.2020                    | 16.11.2020 | GB0002634946<br>34272719   | Buy              | BAE Systems PLC                                   | 11,000<br>4.70                       | GBP      | 52,285.21<br>95,681.60       |
| 20.11.2020                    | 23.11.2020 | US7170811035<br>34339031   | Buy              | Pfizer Inc  | 2,000<br>36.55                       | USD      | 73,545.91<br>102,020.99      |
| 09.12.2020                    | 11.12.2020 | AU0000113557<br>34550149   | Buy              | Magellan Global Fund (Closed Class Units)         | 23,096<br>1.873185                   | AUD      | 43,524.82                    |
| 07.12.2020                    | 11.12.2020 | AU0000113557<br>34512897   | Buy              | Magellan Global Fund (Closed Class Units)         | 76,904<br>1.95                       | AUD      | 150,870.08                   |
| 05.02.2021                    | 09.02.2021 | GB00B10RZP78<br>35044606   | Buy              | Unilever PLC                                      | 1,400<br>40.76                       | GBP      | 57,709.82<br>104,652.95      |
| 16.02.2021                    | 18.02.2021 | KYG711391022<br>35103619   | Buy              | Ping An Healthcare and Technology Company Limited | 4,500<br>136.10                      | HKD      | 616,968.60<br>102,968.65     |
| 02.03.2021                    | 01.03.2021 | AU0000113557<br>35288325   | Bonus            | Magellan Global Fund (Closed Class Units)         | 0                                    | AUD      | 0.00                         |
| 02.03.2021                    | 01.03.2021 | AU0000135048<br>35288325   | Bonus            | Magellan Global Fund Options EXP 01/03/2024       | 50,000                               | AUD      | 0.00                         |

# Portfolio transactions

## ACCOUNT NUMBER

003211711

## ACCOUNT NAME

Biddlecombe Pty Ltd ATF Biddlecombe Pty Ltd Pension Fund

## SECURITIES TRANSACTIONS

## PORTFOLIO NUMBER / CURRENCY

321171019/AUD

## PORTFOLIO NAME

Asset Advisory

## PERIOD

1 July 2020 to 30 June 2021

| Processing date | Value date | Security code<br><i>Reference</i> | Transaction type | Description                | Quantity/<br>nominal amount<br><i>Price</i> | Currency | Value in CCY<br><i>Value in AUD</i> |
|-----------------|------------|-----------------------------------|------------------|----------------------------|---|----------|-------------------------------------|
| 17.03.2021      | 19.03.2021 | GB0008706128<br>35468092          | Buy              | Lloyds Banking Group PLC   | 50,000<br>0.4147                            | GBP      | 20,970.31<br>38,062.09              |
| 28.05.2021      | 02.06.2021 | US45773H2013<br>36073417          | Sell             | Inovio Pharmaceuticals Inc | -1,000<br>7.57                              | USD      | -7,518.32<br>-9,713.59              |

## Tax details

### DOMESTIC INTEREST

#### ACCOUNT NUMBER

003211711

#### ACCOUNT NAME

Biddlecombe Pty Ltd ATF Biddlecombe Pty Ltd Pension Fund

#### PORTFOLIO NUMBER / CURRENCY

321171019/AUD

#### PORTFOLIO NAME

Asset Advisory

#### STATEMENT DATE

as at 30 June 2021

| Date   | Maturity date | Amount before<br>WHT | TFN WHT     | Non-resident WHT | Amount credited  |
|--|---------------|----------------------|-------------|------------------|------------------|
| <b>TOTAL</b>   |               | <b>15,656.75</b>     | <b>0.00</b> | <b>0.00</b>      | <b>15,656.75</b> |
| <b>NAB FRN Sub 3MBBSW+220 due 20/09/2028 call 20/09/2023 (NABPE)</b> |               |                      |             |                  |                  |
| 21.09.2020   | 20.09.2028    | 2,873.00             | 0.00        | 0.00             | 2,873.00         |
| 21.12.2020   | 20.09.2028    | 2,854.50             | 0.00        | 0.00             | 2,854.50         |
| 22.03.2021   | 20.09.2028    | 1,103.80             | 0.00        | 0.00             | 1,103.80         |
| Subtotal   |               | 6,831.30             | 0.00        | 0.00             | 6,831.30 ✓       |
| <b>Spark Infrastructure Group</b>                                    |               |                      |             |                  |                  |
| 15.09.2020   | 01.09.2105    | 3,500.00             | 0.00        | 0.00             | 3,500.00         |
| 15.03.2021   | 01.09.2105    | 5,325.45             | 0.00        | 0.00             | 5,325.45         |
| Subtotal   |               | 8,825.45             | 0.00        | 0.00             | 8,825.45 ✓       |

## Tax details

### DOMESTIC DIVIDEND

#### ACCOUNT NUMBER

003211711

#### ACCOUNT NAME

Biddlecombe Pty Ltd ATF Biddlecombe Pty Ltd Pension Fund

#### PORTFOLIO NUMBER / CURRENCY

321171019/AUD

#### PORTFOLIO NAME

Asset Advisory

#### STATEMENT DATE

as at 30 June 2021

| Value date   | Quantity   | Unfranked dividend before WHT | Unfranked CFI dividend before WHT | Franked dividend before WHT | Franking credits | Franking credits allowed | TFN WHT     | Non-resident WHT | Amount credited   |
|--|------------|-------------------------------|-----------------------------------|-----------------------------|------------------|--------------------------|-------------|------------------|-------------------|
|  | Ex-date    |                               |                                   |                             |                  |                          |             |                  |                   |
| <b>TOTAL</b>   |            | <b>13,565.00</b>              | <b>15,781.27</b>                  | <b>218,955.93</b>           | <b>93,838.27</b> | <b>93,838.27</b>         | <b>0.00</b> | <b>0.00</b>      | <b>248,302.20</b> |
| <b>AGL Energy Ltd</b>  |            |                               |                                   |                             |                  |                          |             |                  |                   |
| 25.09.2020   | 20,000.00  | 2,040.00                      | 0.00                              | 8,160.00                    | 3,497.14         | 3,497.14                 | 0.00        | 0.00             | 10,200.00         |
|  | 26.08.2020 |                               |                                   |                             |                  |                          |             |                  |                   |
| <b>Subtotal</b>  |            | <b>2,040.00</b>               | <b>0.00</b>                       | <b>8,160.00</b>             | <b>3,497.14</b>  | <b>3,497.14</b>          | <b>0.00</b> | <b>0.00</b>      | <b>10,200.00</b>  |
| <b>Alumina Ltd</b>   |            |                               |                                   |                             |                  |                          |             |                  |                   |
| 25.09.2020   | 100,000.00 | 0.00                          | 0.00                              | 3,794.30                    | 1,626.13         | 1,626.13                 | 0.00        | 0.00             | 3,794.30          |
|  | 31.08.2020 |                               |                                   |                             |                  |                          |             |                  |                   |
| 16.03.2021   | 100,000.00 | 0.00                          | 0.00                              | 3,757.50                    | 1,610.36         | 1,610.36                 | 0.00        | 0.00             | 3,757.50          |
|  | 26.02.2021 |                               |                                   |                             |                  |                          |             |                  |                   |
| <b>Subtotal</b>  |            | <b>0.00</b>                   | <b>0.00</b>                       | <b>7,551.80</b>             | <b>3,236.49</b>  | <b>3,236.49</b>          | <b>0.00</b> | <b>0.00</b>      | <b>7,551.80</b>   |
| <b>ANZ 3MBSW+3.80% MAND CON 20.03.2027 call 20.03.2025 (ANZPH)</b> |            |                               |                                   |                             |                  |                          |             |                  |                   |
| 21.09.2020   | 2,000.00   | 0.00                          | 0.00                              | 1,363.00                    | 584.14           | 584.14                   | 0.00        | 0.00             | 1,363.00          |
|  | 10.09.2020 |                               |                                   |                             |                  |                          |             |                  |                   |
| 21.12.2020   | 2,000.00   | 0.00                          | 0.00                              | 1,357.80                    | 581.91           | 581.91                   | 0.00        | 0.00             | 1,357.80          |
|  | 10.12.2020 |                               |                                   |                             |                  |                          |             |                  |                   |
| 22.03.2021   | 2,000.00   | 0.00                          | 0.00                              | 1,331.20                    | 570.51           | 570.51                   | 0.00        | 0.00             | 1,331.20          |
|  | 11.03.2021 |                               |                                   |                             |                  |                          |             |                  |                   |
| 21.06.2021   | 2,000.00   | 0.00                          | 0.00                              | 1,337.00                    | 573.00           | 573.00                   | 0.00        | 0.00             | 1,337.00          |
|  | 10.06.2021 |                               |                                   |                             |                  |                          |             |                  |                   |
| <b>Subtotal</b>  |            | <b>0.00</b>                   | <b>0.00</b>                       | <b>5,389.00</b>             | <b>2,309.56</b>  | <b>2,309.56</b>          | <b>0.00</b> | <b>0.00</b>      | <b>5,389.00</b>   |
| <b>Appen Ltd</b>   |            |                               |                                   |                             |                  |                          |             |                  |                   |
| 19.03.2021   | 10,000.00  | 275.00                        | 0.00                              | 275.00                      | 117.86           | 117.86                   | 0.00        | 0.00             | 550.00            |
|  | 01.03.2021 |                               |                                   |                             |                  |                          |             |                  |                   |
| <b>Subtotal</b>  |            | <b>275.00</b>                 | <b>0.00</b>                       | <b>275.00</b>               | <b>117.86</b>    | <b>117.86</b>            | <b>0.00</b> | <b>0.00</b>      | <b>550.00</b>     |
| <b>Australia &amp; New Zealand Banking Group Ltd</b>               |            |                               |                                   |                             |                  |                          |             |                  |                   |
| 30.09.2020   | 30,000.00  | 0.00                          | 0.00                              | 7,500.00                    | 3,214.29         | 3,214.29                 | 0.00        | 0.00             | 7,500.00          |
|  | 24.08.2020 |                               |                                   |                             |                  |                          |             |                  |                   |
| 16.12.2020   | 30,000.00  | 0.00                          | 0.00                              | 10,500.00                   | 4,500.00         | 4,500.00                 | 0.00        | 0.00             | 10,500.00         |
|  | 09.11.2020 |                               |                                   |                             |                  |                          |             |                  |                   |

# Tax details

## DOMESTIC DIVIDEND

### ACCOUNT NUMBER

003211711

### ACCOUNT NAME

Biddlecombe Pty Ltd ATF Biddlecombe Pty Ltd Pension Fund

### PORTFOLIO NUMBER / CURRENCY

321171019/AUD

### PORTFOLIO NAME

Asset Advisory

### STATEMENT DATE

as at 30 June 2021

| Value date  | Quantity   | Unfranked dividend before WHT | Unfranked CFI dividend before WHT | Franked dividend before WHT | Franking credits | Franking credits allowed | TFN WHT | Non-resident WHT | Amount credited |
|---|------------|-------------------------------|-----------------------------------|-----------------------------|------------------|--------------------------|---------|------------------|-----------------|
|   | Ex-date    |                               |                                   |                             |                  |                          |         |                  |                 |
| Subtotal  |            | 0.00                          | 0.00                              | 18,000.00                   | 7,714.29         | 7,714.29                 | 0.00    | 0.00             | 18,000.00       |
| <b>Bendigo &amp; Adelaide BK 3MBBSW+3.80% MAND CON 15.06.2029 call 15.06.2027 (BENPH)</b> |            |                               |                                   |                             |                  |                          |         |                  |                 |
| 15.03.2021  | 1,400.00   | 0.00                          | 0.00                              | 1,076.88                    | 461.52           | 461.52                   | 0.00    | 0.00             | 1,076.88        |
|   | 04.03.2021 |                               |                                   |                             |                  |                          |         |                  |                 |
| Subtotal  |            | 0.00                          | 0.00                              | 1,076.88                    | 461.52           | 461.52                   | 0.00    | 0.00             | 1,076.88        |
| <b>BHP Group Ltd</b>  |            |                               |                                   |                             |                  |                          |         |                  |                 |
| 22.09.2020  | 5,000.00   | 0.00                          | 0.00                              | 3,772.81                    | 1,616.92         | 1,616.92                 | 0.00    | 0.00             | 3,772.81        |
|   | 03.09.2020 |                               |                                   |                             |                  |                          |         |                  |                 |
| 23.03.2021  | 3,000.00   | 0.00                          | 0.00                              | 3,934.04                    | 1,686.02         | 1,686.02                 | 0.00    | 0.00             | 3,934.04        |
|   | 04.03.2021 |                               |                                   |                             |                  |                          |         |                  |                 |
| Subtotal  |            | 0.00                          | 0.00                              | 7,706.85                    | 3,302.94         | 3,302.94                 | 0.00    | 0.00             | 7,706.85        |
| <b>CBA 3MBBSW+2.75% MAND CON 20.10.2028 call 20.10.2026 (CBAPJ)</b>                       |            |                               |                                   |                             |                  |                          |         |                  |                 |
| 15.06.2021  | 3,250.00   | 0.00                          | 0.00                              | 1,302.28 ✓                  | 558.12 ✓         | 558.12                   | 0.00    | 0.00             | 1,302.28        |
|   | 04.06.2021 |                               |                                   |                             |                  |                          |         |                  |                 |
| Subtotal  |            | 0.00                          | 0.00                              | 1,302.28                    | 558.12           | 558.12                   | 0.00    | 0.00             | 1,302.28        |
| <b>CBA 3MBBSW+2.80% MAND CON 15.12.2024 call 15.12.2022 (CBAPD)</b>                       |            |                               |                                   |                             |                  |                          |         |                  |                 |
| 15.09.2020  | 3,000.00   | 0.00                          | 0.00                              | 1,535.10                    | 657.90           | 657.90                   | 0.00    | 0.00             | 1,535.10        |
|   | 04.09.2020 |                               |                                   |                             |                  |                          |         |                  |                 |
| 15.12.2020  | 3,000.00   | 0.00                          | 0.00                              | 1,514.70                    | 649.16           | 649.16                   | 0.00    | 0.00             | 1,514.70        |
|   | 04.12.2020 |                               |                                   |                             |                  |                          |         |                  |                 |
| 15.03.2021  | 3,000.00   | 0.00                          | 0.00                              | 1,459.20                    | 625.37           | 625.37                   | 0.00    | 0.00             | 1,459.20        |
|   | 04.03.2021 |                               |                                   |                             |                  |                          |         |                  |                 |
| 15.06.2021  | 3,000.00   | 0.00                          | 0.00                              | 1,501.50                    | 643.50           | 643.50                   | 0.00    | 0.00             | 1,501.50        |
|   | 04.06.2021 |                               |                                   |                             |                  |                          |         |                  |                 |
| Subtotal  |            | 0.00                          | 0.00                              | 6,010.50                    | 2,575.93         | 2,575.93                 | 0.00    | 0.00             | 6,010.50        |
| <b>CBA 3MBBSW+3.00% MAND CON 20.04.2029 call 20.04.2027 (CBAPI)</b>                       |            |                               |                                   |                             |                  |                          |         |                  |                 |
| 15.09.2020  | 2,000.00   | 0.00                          | 0.00                              | 1,094.00                    | 468.86           | 468.86                   | 0.00    | 0.00             | 1,094.00        |
|   | 04.09.2020 |                               |                                   |                             |                  |                          |         |                  |                 |
| 15.12.2020  | 2,000.00   | 0.00                          | 0.00                              | 1,079.60                    | 462.69           | 462.69                   | 0.00    | 0.00             | 1,079.60        |
|   | 04.12.2020 |                               |                                   |                             |                  |                          |         |                  |                 |



## Tax details

### DOMESTIC DIVIDEND

#### ACCOUNT NUMBER

003211711

#### ACCOUNT NAME

Biddlecombe Pty Ltd ATF Biddlecombe Pty Ltd Pension Fund

#### PORTFOLIO NUMBER / CURRENCY

321171019/AUD

#### PORTFOLIO NAME

Asset Advisory

#### STATEMENT DATE

as at 30 June 2021

| Value date   | Quantity   | Unfranked dividend before WHT | Unfranked CFI dividend before WHT | Franked dividend before WHT | Franking credits | Franking credits allowed | TFN WHT | Non-resident WHT | Amount credited |
|--|------------|-------------------------------|-----------------------------------|-----------------------------|------------------|--------------------------|---------|------------------|-----------------|
|  | Ex-date    |                               |                                   |                             |                  |                          |         |                  |                 |
| <b>Subtotal</b>  |            | 0.00                          | 0.00                              | 2,173.60                    | 931.55           | 931.55                   | 0.00    | 0.00             | 2,173.60        |
| <b>Challenger 3MBBSW+4.60% MAND CON 25.05.2028 call 25.05.2026 (CGFPC)</b> |            |                               |                                   |                             |                  |                          |         |                  |                 |
| 25.02.2021   | 775.00     | 0.00                          | 0.00                              | 627.75                      | 269.04           | 269.04                   | 0.00    | 0.00             | 627.75          |
|  | 16.02.2021 |                               |                                   |                             |                  |                          |         |                  |                 |
| <b>Subtotal</b>  |            | 0.00                          | 0.00                              | 627.75                      | 269.04           | 269.04                   | 0.00    | 0.00             | 627.75          |
| <b>Challenger Ltd</b>  |            |                               |                                   |                             |                  |                          |         |                  |                 |
| 23.03.2021   | 30,000.00  | 0.00                          | 0.00                              | 2,850.00                    | 1,221.43         | 1,221.43                 | 0.00    | 0.00             | 2,850.00        |
|  | 23.02.2021 |                               |                                   |                             |                  |                          |         |                  |                 |
| <b>Subtotal</b>  |            | 0.00                          | 0.00                              | 2,850.00                    | 1,221.43         | 1,221.43                 | 0.00    | 0.00             | 2,850.00        |
| <b>Commonwealth Bank of Australia</b>                                      |            |                               |                                   |                             |                  |                          |         |                  |                 |
| 30.09.2020   | 7,500.00   | 0.00                          | 0.00                              | 7,350.00                    | 3,150.00         | 3,150.00                 | 0.00    | 0.00             | 7,350.00        |
|  | 19.08.2020 |                               |                                   |                             |                  |                          |         |                  |                 |
| 30.03.2021   | 2,000.00   | 0.00                          | 0.00                              | 3,000.00                    | 1,285.71         | 1,285.71                 | 0.00    | 0.00             | 3,000.00        |
|  | 16.02.2021 |                               |                                   |                             |                  |                          |         |                  |                 |
| <b>Subtotal</b>  |            | 0.00                          | 0.00                              | 10,350.00                   | 4,435.71         | 4,435.71                 | 0.00    | 0.00             | 10,350.00       |
| <b>CSL Ltd</b>   |            |                               |                                   |                             |                  |                          |         |                  |                 |
| 09.10.2020   | 1,000.00   | 0.00                          | 1,469.58                          | 0.00                        | 0.00             | 0.00                     | 0.00    | 0.00             | 1,469.58        |
|  | 10.09.2020 |                               |                                   |                             |                  |                          |         |                  |                 |
| 01.04.2021   | 1,500.00   | 0.00                          | 2,023.61                          | 0.00                        | 0.00             | 0.00                     | 0.00    | 0.00             | 2,023.61        |
|  | 04.03.2021 |                               |                                   |                             |                  |                          |         |                  |                 |
| <b>Subtotal</b>  |            | 0.00                          | 3,493.19                          | 0.00                        | 0.00             | 0.00                     | 0.00    | 0.00             | 3,493.19        |
| <b>CSR Ltd</b>   |            |                               |                                   |                             |                  |                          |         |                  |                 |
| 08.12.2020   | 20,000.00  | 0.00                          | 0.00                              | 2,500.00                    | 1,071.43         | 1,071.43                 | 0.00    | 0.00             | 2,500.00        |
|  | 06.11.2020 |                               |                                   |                             |                  |                          |         |                  |                 |
| <b>Subtotal</b>  |            | 0.00                          | 0.00                              | 2,500.00                    | 1,071.43         | 1,071.43                 | 0.00    | 0.00             | 2,500.00        |
| <b>Graincorp Limited</b>   |            |                               |                                   |                             |                  |                          |         |                  |                 |
| 10.12.2020   | 50,000.00  | 0.00                          | 0.00                              | 3,500.00                    | 1,500.00         | 1,500.00                 | 0.00    | 0.00             | 3,500.00        |
|  | 25.11.2020 |                               |                                   |                             |                  |                          |         |                  |                 |
| <b>Subtotal</b>  |            | 0.00                          | 0.00                              | 3,500.00                    | 1,500.00         | 1,500.00                 | 0.00    | 0.00             | 3,500.00        |
| <b>Healius Ltd</b>   |            |                               |                                   |                             |                  |                          |         |                  |                 |

# Tax details

## DOMESTIC DIVIDEND

### ACCOUNT NUMBER

003211711

### ACCOUNT NAME

Biddlecombe Pty Ltd ATF Biddlecombe Pty Ltd Pension Fund

### PORTFOLIO NUMBER / CURRENCY

321171019/AUD

### PORTFOLIO NAME

Asset Advisory

### STATEMENT DATE

as at 30 June 2021

| Value date  | Quantity       | Unfranked dividend before WHT | Unfranked CFI dividend before WHT | Franked dividend before WHT | Franking credits | Franking credits allowed | TFN WHT     | Non-resident WHT | Amount credited  |
|---|----------------|-------------------------------|-----------------------------------|-----------------------------|------------------|--------------------------|-------------|------------------|------------------|
|   | <i>Ex-date</i> |                               |                                   |                             |                  |                          |             |                  |                  |
| 15.10.2020  | 70,000.00      | 0.00                          | 0.00                              | 1,820.00                    | 780.00           | 780.00                   | 0.00        | 0.00             | 1,820.00         |
|   | 26.03.2020     |                               |                                   |                             |                  |                          |             |                  |                  |
| <b>Subtotal</b>   |                | <b>0.00</b>                   | <b>0.00</b>                       | <b>1,820.00</b>             | <b>780.00</b>    | <b>780.00</b>            | <b>0.00</b> | <b>0.00</b>      | <b>1,820.00</b>  |
| <b>Macquarie Bank 3MBBSW+4.70% MAND CON 21.12.2028 call 21.12.2025 (MBLPC)</b>      |                |                               |                                   |                             |                  |                          |             |                  |                  |
| 21.09.2020  | 1,700.00       | 0.00                          | 1,270.31                          | 846.87                      | 362.95           | 362.95                   | 0.00        | 0.00             | 2,117.18         |
|   | 03.09.2020     |                               |                                   |                             |                  |                          |             |                  |                  |
| 21.12.2020  | 1,700.00       | 0.00                          | 1,039.79                          | 693.19                      | 297.08           | 297.08                   | 0.00        | 0.00             | 1,732.98         |
|   | 03.12.2020     |                               |                                   |                             |                  |                          |             |                  |                  |
| 22.03.2021  | 1,700.00       | 0.00                          | 1,023.26                          | 682.18                      | 292.36           | 292.36                   | 0.00        | 0.00             | 1,705.44         |
|   | 04.03.2021     |                               |                                   |                             |                  |                          |             |                  |                  |
| 21.06.2021  | 1,700.00       | 0.00                          | 1,026.94                          | 684.62                      | 293.41           | 293.41                   | 0.00        | 0.00             | 1,711.56         |
|   | 02.06.2021     |                               |                                   |                             |                  |                          |             |                  |                  |
| <b>Subtotal</b>   |                | <b>0.00</b>                   | <b>4,360.30</b>                   | <b>2,906.86</b>             | <b>1,245.80</b>  | <b>1,245.80</b>          | <b>0.00</b> | <b>0.00</b>      | <b>7,267.16</b>  |
| <b>Macquarie Group Ltd 3MBBSW+2.90% MAND CON 18.09.2030 CALL 18.08.2027 (MQGPE)</b> |                |                               |                                   |                             |                  |                          |             |                  |                  |
| 18.06.2021  | 1,900.00       | 0.00                          | 727.78                            | 485.18                      | 207.94           | 207.94                   | 0.00        | 0.00             | 1,212.96         |
|   | 01.06.2021     |                               |                                   |                             |                  |                          |             |                  |                  |
| <b>Subtotal</b>   |                | <b>0.00</b>                   | <b>727.78</b>                     | <b>485.18</b>               | <b>207.94</b>    | <b>207.94</b>            | <b>0.00</b> | <b>0.00</b>      | <b>1,212.96</b>  |
| <b>National Australia Bank Ltd</b>  |                |                               |                                   |                             |                  |                          |             |                  |                  |
| 03.07.2020  | 40,000.00      | 0.00                          | 0.00                              | 12,000.00                   | 5,142.86         | 5,142.86                 | 0.00        | 0.00             | 12,000.00        |
|   | 01.05.2020     |                               |                                   |                             |                  |                          |             |                  |                  |
| 10.12.2020  | 40,000.00      | 0.00                          | 0.00                              | 12,000.00                   | 5,142.86         | 5,142.86                 | 0.00        | 0.00             | 12,000.00        |
|   | 12.11.2020     |                               |                                   |                             |                  |                          |             |                  |                  |
| <b>Subtotal</b>   |                | <b>0.00</b>                   | <b>0.00</b>                       | <b>24,000.00</b>            | <b>10,285.72</b> | <b>10,285.72</b>         | <b>0.00</b> | <b>0.00</b>      | <b>24,000.00</b> |
| <b>Orica Ltd</b>  |                |                               |                                   |                             |                  |                          |             |                  |                  |
| 08.07.2020  | 10,000.00      | 0.00                          | 1,650.00                          | 0.00                        | 0.00             | 0.00                     | 0.00        | 0.00             | 1,650.00         |
|   | 28.05.2020     |                               |                                   |                             |                  |                          |             |                  |                  |
| 15.01.2021  | 10,000.00      | 0.00                          | 1,650.00                          | 0.00                        | 0.00             | 0.00                     | 0.00        | 0.00             | 1,650.00         |
|   | 30.11.2020     |                               |                                   |                             |                  |                          |             |                  |                  |
| <b>Subtotal</b>   |                | <b>0.00</b>                   | <b>3,300.00</b>                   | <b>0.00</b>                 | <b>0.00</b>      | <b>0.00</b>              | <b>0.00</b> | <b>0.00</b>      | <b>3,300.00</b>  |
| <b>Origin Energy Ltd</b>  |                |                               |                                   |                             |                  |                          |             |                  |                  |

## Tax details

### DOMESTIC DIVIDEND

#### ACCOUNT NUMBER

003211711

#### ACCOUNT NAME

Biddlecombe Pty Ltd ATF Biddlecombe Pty Ltd Pension Fund

#### PORTFOLIO NUMBER / CURRENCY

321171019/AUD

#### PORTFOLIO NAME

Asset Advisory

#### STATEMENT DATE

as at 30 June 2021

| Value date                          | Quantity                        | Unfranked dividend before WHT | Unfranked CFI dividend before WHT | Franked dividend before WHT | Franking credits | Franking credits allowed | TFN WHT     | Non-resident WHT | Amount credited  |
|-------------------------------------|---------------------------------|-------------------------------|-----------------------------------|-----------------------------|------------------|--------------------------|-------------|------------------|------------------|
|                                     | <i>Ex-date</i>                  |                               |                                   |                             |                  |                          |             |                  |                  |
| 02.10.2020                          | 50,000.00<br><i>08.09.2020</i>  | 5,000.00                      | 0.00                              | 0.00                        | 0.00             | 0.00                     | 0.00        | 0.00             | 5,000.00         |
| 26.03.2021                          | 50,000.00<br><i>03.03.2021</i>  | 6,250.00                      | 0.00                              | 0.00                        | 0.00             | 0.00                     | 0.00        | 0.00             | 6,250.00         |
| <b>Subtotal</b>                     |                                 | <b>11,250.00</b>              | <b>0.00</b>                       | <b>0.00</b>                 | <b>0.00</b>      | <b>0.00</b>              | <b>0.00</b> | <b>0.00</b>      | <b>11,250.00</b> |
| <b>Orora Ltd</b>                    |                                 |                               |                                   |                             |                  |                          |             |                  |                  |
| 01.04.2021                          | 60,000.00<br><i>03.03.2021</i>  | 0.00                          | 3,900.00                          | 0.00                        | 0.00             | 0.00                     | 0.00        | 0.00             | 3,900.00         |
| <b>Subtotal</b>                     |                                 | <b>0.00</b>                   | <b>3,900.00</b>                   | <b>0.00</b>                 | <b>0.00</b>      | <b>0.00</b>              | <b>0.00</b> | <b>0.00</b>      | <b>3,900.00</b>  |
| <b>Platinum Capital Limited PMC</b> |                                 |                               |                                   |                             |                  |                          |             |                  |                  |
| 21.09.2020                          | 200,000.00<br><i>31.08.2020</i> | 0.00                          | 0.00                              | 6,000.00                    | 2,571.43         | 2,571.43                 | 0.00        | 0.00             | 6,000.00         |
| 18.03.2021                          | 200,000.00<br><i>25.02.2021</i> | 0.00                          | 0.00                              | 6,000.00                    | 2,571.43         | 2,571.43                 | 0.00        | 0.00             | 6,000.00         |
| <b>Subtotal</b>                     |                                 | <b>0.00</b>                   | <b>0.00</b>                       | <b>12,000.00</b>            | <b>5,142.86</b>  | <b>5,142.86</b>          | <b>0.00</b> | <b>0.00</b>      | <b>12,000.00</b> |
| <b>Sandfire Resources Ltd</b>       |                                 |                               |                                   |                             |                  |                          |             |                  |                  |
| 29.09.2020                          | 40,000.00<br><i>14.09.2020</i>  | 0.00                          | 0.00                              | 5,600.00                    | 2,400.00         | 2,400.00                 | 0.00        | 0.00             | 5,600.00         |
| 17.03.2021                          | 50,000.00<br><i>02.03.2021</i>  | 0.00                          | 0.00                              | 4,000.00                    | 1,714.29         | 1,714.29                 | 0.00        | 0.00             | 4,000.00         |
| <b>Subtotal</b>                     |                                 | <b>0.00</b>                   | <b>0.00</b>                       | <b>9,600.00</b>             | <b>4,114.29</b>  | <b>4,114.29</b>          | <b>0.00</b> | <b>0.00</b>      | <b>9,600.00</b>  |
| <b>South32 Ltd</b>                  |                                 |                               |                                   |                             |                  |                          |             |                  |                  |
| 08.10.2020                          | 100,000.00<br><i>10.09.2020</i> | 0.00                          | 0.00                              | 1,368.90                    | 586.67           | 586.67                   | 0.00        | 0.00             | 1,368.90         |
| 08.04.2021                          | 30,000.00<br><i>11.03.2021</i>  | 0.00                          | 0.00                              | 542.65                      | 232.56           | 232.56                   | 0.00        | 0.00             | 542.65           |
| <b>Subtotal</b>                     |                                 | <b>0.00</b>                   | <b>0.00</b>                       | <b>1,911.55</b>             | <b>819.23</b>    | <b>819.23</b>            | <b>0.00</b> | <b>0.00</b>      | <b>1,911.55</b>  |
| <b>Tabcorp Holdings Limited</b>     |                                 |                               |                                   |                             |                  |                          |             |                  |                  |
| 17.03.2021                          | 50,000.00<br><i>22.02.2021</i>  | 0.00                          | 0.00                              | 3,750.00                    | 1,607.14         | 1,607.14                 | 0.00        | 0.00             | 3,750.00         |

## Tax details

### DOMESTIC DIVIDEND

#### ACCOUNT NUMBER

003211711

#### ACCOUNT NAME

Biddlecombe Pty Ltd ATF Biddlecombe Pty Ltd Pension Fund

#### PORTFOLIO NUMBER / CURRENCY

321171019/AUD

#### PORTFOLIO NAME

Asset Advisory

#### STATEMENT DATE

as at 30 June 2021

| Value date                     | Quantity   | Unfranked dividend before WHT | Unfranked CFI dividend before WHT | Franked dividend before WHT | Franking credits | Franking credits allowed | TFN WHT | Non-resident WHT | Amount credited |
|--------------------------------|------------|-------------------------------|-----------------------------------|-----------------------------|------------------|--------------------------|---------|------------------|-----------------|
|                                | Ex-date    |                               |                                   |                             |                  |                          |         |                  |                 |
| <b>Subtotal</b>                |            | 0.00                          | 0.00                              | 3,750.00                    | 1,607.14         | 1,607.14                 | 0.00    | 0.00             | 3,750.00        |
| <b>Telstra Corporation Ltd</b> |            |                               |                                   |                             |                  |                          |         |                  |                 |
| 24.09.2020                     | 300,000.00 | 0.00                          | 0.00                              | 24,000.00                   | 10,285.71        | 10,285.71                | 0.00    | 0.00             | 24,000.00       |
|                                | 26.08.2020 |                               |                                   |                             |                  |                          |         |                  |                 |
| 26.03.2021                     | 300,000.00 | 0.00                          | 0.00                              | 24,000.00                   | 10,285.71        | 10,285.71                | 0.00    | 0.00             | 24,000.00       |
|                                | 24.02.2021 |                               |                                   |                             |                  |                          |         |                  |                 |
| <b>Subtotal</b>                |            | 0.00                          | 0.00                              | 48,000.00                   | 20,571.42        | 20,571.42                | 0.00    | 0.00             | 48,000.00       |
| <b>Westpac Banking Corp</b>    |            |                               |                                   |                             |                  |                          |         |                  |                 |
| 18.12.2020                     | 30,000.00  | 0.00                          | 0.00                              | 9,300.00                    | 3,985.71         | 3,985.71                 | 0.00    | 0.00             | 9,300.00        |
|                                | 11.11.2020 |                               |                                   |                             |                  |                          |         |                  |                 |
| 25.06.2021                     | 30,000.00  | 0.00                          | 0.00                              | 17,400.00                   | 7,457.14         | 7,457.14                 | 0.00    | 0.00             | 17,400.00       |
|                                | 13.05.2021 |                               |                                   |                             |                  |                          |         |                  |                 |
| <b>Subtotal</b>                |            | 0.00                          | 0.00                              | 26,700.00                   | 11,442.85        | 11,442.85                | 0.00    | 0.00             | 26,700.00       |
| <b>Woodside Petroleum Ltd</b>  |            |                               |                                   |                             |                  |                          |         |                  |                 |
| 18.09.2020                     | 20,000.00  | 0.00                          | 0.00                              | 7,249.41                    | 3,106.89         | 3,106.89                 | 0.00    | 0.00             | 7,249.41        |
|                                | 24.08.2020 |                               |                                   |                             |                  |                          |         |                  |                 |
| 24.03.2021                     | 20,000.00  | 0.00                          | 0.00                              | 3,059.27                    | 1,311.12         | 1,311.12                 | 0.00    | 0.00             | 3,059.27        |
|                                | 25.02.2021 |                               |                                   |                             |                  |                          |         |                  |                 |
| <b>Subtotal</b>                |            | 0.00                          | 0.00                              | 10,308.68                   | 4,418.01         | 4,418.01                 | 0.00    | 0.00             | 10,308.68       |

# Tax details

## FOREIGN DIVIDEND

### ACCOUNT NUMBER

003211711

### ACCOUNT NAME

Biddlecombe Pty Ltd ATF Biddlecombe Pty Ltd Pension Fund

### PORTFOLIO NUMBER / CURRENCY

321171019/AUD

### PORTFOLIO NAME

Asset Advisory

### STATEMENT DATE

as at 30 June 2021

| Value date                 | Quantity   | Foreign currency | Foreign currency amount before WHT | Foreign currency amount after WHT | Exchange rate | AUD amount before WHT | Australian franking credits from a NZ company | Franking credits allowed | TFN WHT     | Foreign WHT     | AUD amount after WHT |
|----------------------------|------------|------------------|------------------------------------|-----------------------------------|---------------|-----------------------|---|--------------------------|-------------|-----------------|----------------------|
|                            | Ex-date    |                  |                                    |                                   |               |                       |   |                          |             |                 |                      |
| <b>TOTAL</b>               |            |                  | <b>18,975.62</b>                   | <b>18,037.67</b>                  |               | <b>25,037.93</b>      | <b>0.00</b>                                   | <b>0.00</b>              | <b>0.00</b> | <b>1,241.88</b> | <b>23,796.05</b>     |
| <b>Apple Inc</b>           |            |                  |                                    |                                   |               |                       |   |                          |             |                 |                      |
| 12.11.2020                 | 600.00     | USD              | 123.00                             | 104.55                            | 0.72880       | 168.77                | 0.00  | 0.00                     | 0.00        | 25.32           | 143.45               |
|                            | 06.11.2020 |                  |                                    |                                   |               |                       |   |                          |             |                 |                      |
| 11.02.2021                 | 600.00     | USD              | 123.00                             | 104.55                            | 0.77380       | 158.96                | 0.00  | 0.00                     | 0.00        | 23.84           | 135.12               |
|                            | 05.02.2021 |                  |                                    |                                   |               |                       |   |                          |             |                 |                      |
| 13.05.2021                 | 600.00     | USD              | 132.00                             | 112.20                            | 0.78080       | 169.06                | 0.00  | 0.00                     | 0.00        | 25.36           | 143.70               |
|                            | 07.05.2021 |                  |                                    |                                   |               |                       |   |                          |             |                 |                      |
| <b>Subtotal</b>            |            |                  | <b>378.00</b>                      | <b>321.30</b>                     |               | <b>496.79</b>         | <b>0.00</b>                                   | <b>0.00</b>              | <b>0.00</b> | <b>74.52</b>    | <b>422.27</b>        |
| <b>Atlas Arteria</b>       |            |                  |                                    |                                   |               |                       |   |                          |             |                 |                      |
| 05.10.2020                 | 20,000.00  | AUD              | 2,200.00                           | 2,200.00                          |               | 2,200.00              | 0.00  | 0.00                     | 0.00        | 0.00            | 2,200.00             |
|                            | 25.09.2020 |                  |                                    |                                   |               |                       |   |                          |             |                 |                      |
| 09.04.2021                 | 20,000.00  | AUD              | 2,600.00                           | 2,600.00                          |               | 2,600.00              | 0.00  | 0.00                     | 0.00        | 0.00            | 2,600.00             |
|                            | 30.03.2021 |                  |                                    |                                   |               |                       |   |                          |             |                 |                      |
| <b>Subtotal</b>            |            |                  | <b>4,800.00</b>                    | <b>4,800.00</b>                   |               | <b>4,800.00</b>       | <b>0.00</b>                                   | <b>0.00</b>              | <b>0.00</b> | <b>0.00</b>     | <b>4,800.00</b>      |
| <b>BAE Systems PLC</b>     |            |                  |                                    |                                   |               |                       |   |                          |             |                 |                      |
| 01.06.2021                 | 11,000.00  | GBP              | 1,573.00                           | 1,573.00                          | 0.54547       | 2,883.75              | 0.00  | 0.00                     | 0.00        | 0.00            | 2,883.75             |
|                            | 22.04.2021 |                  |                                    |                                   |               |                       |   |                          |             |                 |                      |
| <b>Subtotal</b>            |            |                  | <b>1,573.00</b>                    | <b>1,573.00</b>                   |               | <b>2,883.75</b>       | <b>0.00</b>                                   | <b>0.00</b>              | <b>0.00</b> | <b>0.00</b>     | <b>2,883.75</b>      |
| <b>Gilead Sciences Inc</b> |            |                  |                                    |                                   |               |                       |   |                          |             |                 |                      |
| 29.09.2020                 | 800.00     | USD              | 544.00                             | 462.40                            | 0.70580       | 770.76                | 0.00  | 0.00                     | 0.00        | 115.61          | 655.15               |
|                            | 14.09.2020 |                  |                                    |                                   |               |                       |   |                          |             |                 |                      |
| 30.12.2020                 | 800.00     | USD              | 544.00                             | 462.40                            | 0.76010       | 715.70                | 0.00  | 0.00                     | 0.00        | 107.35          | 608.35               |
|                            | 14.12.2020 |                  |                                    |                                   |               |                       |   |                          |             |                 |                      |
| 30.03.2021                 | 800.00     | USD              | 568.00                             | 482.80                            | 0.76300       | 744.43                | 0.00  | 0.00                     | 0.00        | 111.66          | 632.77               |
|                            | 12.03.2021 |                  |                                    |                                   |               |                       |   |                          |             |                 |                      |
| 29.06.2021                 | 800.00     | USD              | 568.00                             | 482.80                            | 0.75640       | 750.93                | 0.00  | 0.00                     | 0.00        | 112.64          | 638.29               |
|                            | 14.06.2021 |                  |                                    |                                   |               |                       |   |                          |             |                 |                      |

## Tax details

### FOREIGN DIVIDEND

#### ACCOUNT NUMBER

003211711

#### ACCOUNT NAME

Biddlecombe Pty Ltd ATF Biddlecombe Pty Ltd Pension Fund

#### PORTFOLIO NUMBER / CURRENCY

321171019/AUD

#### PORTFOLIO NAME

Asset Advisory

#### STATEMENT DATE

as at 30 June 2021

| Value date                       | Quantity   | Foreign currency | Foreign currency amount before WHT | Foreign currency amount after WHT | Exchange rate | AUD amount before WHT | Australian franking credits from a NZ company | Franking credits allowed | TFN WHT | Foreign WHT | AUD amount after WHT |
|----------------------------------|------------|------------------|------------------------------------|-----------------------------------|---------------|-----------------------|---|--------------------------|---------|-------------|----------------------|
| Ex-date                          |            |                  |                                    |                                   |               |                       |   |                          |         |             |                      |
| Subtotal                         |            |                  | 2,224.00                           | 1,890.40                          |               | 2,981.82              | 0.00  | 0.00                     | 0.00    | 447.26      | 2,534.56             |
| <b>Janus Henderson Group PLC</b> |            |                  |                                    |                                   |               |                       |   |                          |         |             |                      |
| 26.08.2020                       | 6,000.00   | AUD              | 2,985.12                           | 2,985.12                          |               | 2,985.12              | 0.00  | 0.00                     | 0.00    | 0.00        | 2,985.12             |
| 07.08.2020                       |            |                  |                                    |                                   |               |                       |   |                          |         |             |                      |
| Subtotal                         |            |                  | 2,985.12                           | 2,985.12                          |               | 2,985.12              | 0.00  | 0.00                     | 0.00    | 0.00        | 2,985.12             |
| <b>JPMorgan Chase &amp; Co</b>   |            |                  |                                    |                                   |               |                       |   |                          |         |             |                      |
| 02.11.2020                       | 450.00     | USD              | 405.00                             | 344.25                            | 0.70290       | 576.18                | 0.00  | 0.00                     | 0.00    | 86.43       | 489.75               |
| 05.10.2020                       |            |                  |                                    |                                   |               |                       |   |                          |         |             |                      |
| 31.01.2021                       | 450.00     | USD              | 405.00                             | 344.25                            | 0.76410       | 530.04                | 0.00  | 0.00                     | 0.00    | 79.51       | 450.53               |
| 05.01.2021                       |            |                  |                                    |                                   |               |                       |   |                          |         |             |                      |
| 30.04.2021                       | 450.00     | USD              | 405.00                             | 344.25                            | 0.77920       | 519.76                | 0.00  | 0.00                     | 0.00    | 77.96       | 441.80               |
| 05.04.2021                       |            |                  |                                    |                                   |               |                       |   |                          |         |             |                      |
| Subtotal                         |            |                  | 1,215.00                           | 1,032.75                          |               | 1,625.98              | 0.00  | 0.00                     | 0.00    | 243.90      | 1,382.08             |
| <b>Lloyds Banking Group PLC</b>  |            |                  |                                    |                                   |               |                       |   |                          |         |             |                      |
| 25.05.2021                       | 150,000.00 | GBP              | 855.00                             | 855.00                            | 0.54713       | 1,562.70              | 0.00  | 0.00                     | 0.00    | 0.00        | 1,562.70             |
| 15.04.2021                       |            |                  |                                    |                                   |               |                       |   |                          |         |             |                      |
| Subtotal                         |            |                  | 855.00                             | 855.00                            |               | 1,562.70              | 0.00  | 0.00                     | 0.00    | 0.00        | 1,562.70             |
| <b>Microsoft Corp</b>            |            |                  |                                    |                                   |               |                       |   |                          |         |             |                      |
| 10.09.2020                       | 400.00     | USD              | 204.00                             | 173.40                            | 0.72560       | 281.15                | 0.00  | 0.00                     | 0.00    | 42.17       | 238.98               |
| 19.08.2020                       |            |                  |                                    |                                   |               |                       |   |                          |         |             |                      |
| 10.12.2020                       | 400.00     | USD              | 224.00                             | 190.40                            | 0.74540       | 300.51                | 0.00  | 0.00                     | 0.00    | 45.08       | 255.43               |
| 18.11.2020                       |            |                  |                                    |                                   |               |                       |   |                          |         |             |                      |
| 11.03.2021                       | 400.00     | USD              | 224.00                             | 190.40                            | 0.76870       | 291.40                | 0.00  | 0.00                     | 0.00    | 43.71       | 247.69               |
| 17.02.2021                       |            |                  |                                    |                                   |               |                       |   |                          |         |             |                      |
| 10.06.2021                       | 400.00     | USD              | 224.00                             | 190.40                            | 0.77510       | 288.99                | 0.00  | 0.00                     | 0.00    | 43.35       | 245.64               |
| 19.05.2021                       |            |                  |                                    |                                   |               |                       |   |                          |         |             |                      |
| Subtotal                         |            |                  | 876.00                             | 744.60                            |               | 1,162.05              | 0.00  | 0.00                     | 0.00    | 174.31      | 987.74               |
| <b>Pfizer Inc</b>                |            |                  |                                    |                                   |               |                       |   |                          |         |             |                      |

## Tax details

### FOREIGN DIVIDEND

#### ACCOUNT NUMBER

003211711

#### ACCOUNT NAME

Biddlecombe Pty Ltd ATF Biddlecombe Pty Ltd Pension Fund

#### PORTFOLIO NUMBER / CURRENCY

321171019/AUD

#### PORTFOLIO NAME

Asset Advisory

#### STATEMENT DATE

as at 30 June 2021

| Value date                       | Quantity | Foreign currency | Foreign currency amount before WHT | Foreign currency amount after WHT | Exchange rate | AUD amount before WHT | Australian franking credits from a NZ company | Franking credits allowed | TFN WHT     | Foreign WHT   | AUD amount after WHT |
|----------------------------------|----------|------------------|------------------------------------|-----------------------------------|---------------|-----------------------|---|--------------------------|-------------|---------------|----------------------|
| <i>Ex-date</i>                   |          |                  |                                    |                                   |               |                       |   |                          |             |               |                      |
| 05.03.2021<br>28.01.2021         | 2,000.00 | USD              | 780.00                             | 663.00                            | 0.78060       | 999.23                | 0.00  | 0.00                     | 0.00        | 149.88        | 849.35               |
| 04.06.2021<br>06.05.2021         | 2,000.00 | USD              | 780.00                             | 663.00                            | 0.76970       | 1,013.38              | 0.00  | 0.00                     | 0.00        | 152.01        | 861.37               |
| <b>Subtotal</b>                  |          |                  | <b>1,560.00</b>                    | <b>1,326.00</b>                   |               | <b>2,012.61</b>       | <b>0.00</b>                                   | <b>0.00</b>              | <b>0.00</b> | <b>301.89</b> | <b>1,710.72</b>      |
| <b>Royal Dutch Shell PLC (B)</b> |          |                  |                                    |                                   |               |                       |   |                          |             |               |                      |
| 21.09.2020<br>13.08.2020         | 3,000.00 | GBP              | 362.70                             | 362.70                            | 0.56411       | 642.96                | 0.00  | 0.00                     | 0.00        | 0.00          | 642.96               |
| 16.12.2020<br>12.11.2020         | 3,000.00 | GBP              | 374.40                             | 374.40                            | 0.56415       | 663.65                | 0.00  | 0.00                     | 0.00        | 0.00          | 663.65               |
| 29.03.2021<br>18.02.2021         | 3,000.00 | GBP              | 358.80                             | 358.80                            | 0.55311       | 648.70                | 0.00  | 0.00                     | 0.00        | 0.00          | 648.70               |
| 21.06.2021<br>13.05.2021         | 3,000.00 | GBP              | 367.80                             | 367.80                            | 0.54214       | 678.42                | 0.00  | 0.00                     | 0.00        | 0.00          | 678.42               |
| <b>Subtotal</b>                  |          |                  | <b>1,463.70</b>                    | <b>1,463.70</b>                   |               | <b>2,633.73</b>       | <b>0.00</b>                                   | <b>0.00</b>              | <b>0.00</b> | <b>0.00</b>   | <b>2,633.73</b>      |
| <b>Unilever PLC</b>              |          |                  |                                    |                                   |               |                       |   |                          |             |               |                      |
| 17.03.2021<br>25.02.2021         | 1,400.00 | GBP              | 526.40                             | 526.40                            | 0.55843       | 942.64                | 0.00  | 0.00                     | 0.00        | 0.00          | 942.64               |
| 10.06.2021<br>20.05.2021         | 1,400.00 | GBP              | 519.40                             | 519.40                            | 0.54631       | 950.74                | 0.00  | 0.00                     | 0.00        | 0.00          | 950.74               |
| <b>Subtotal</b>                  |          |                  | <b>1,045.80</b>                    | <b>1,045.80</b>                   |               | <b>1,893.38</b>       | <b>0.00</b>                                   | <b>0.00</b>              | <b>0.00</b> | <b>0.00</b>   | <b>1,893.38</b>      |

# Tax details

## TRUST DISTRIBUTION

### ACCOUNT NUMBER

003211711

### ACCOUNT NAME

Biddlecombe Pty Ltd ATF Biddlecombe Pty Ltd Pension Fund

### PORTFOLIO NUMBER / CURRENCY

321171019/AUD

### PORTFOLIO NAME

Asset Advisory

### STATEMENT DATE

as at 30 June 2021

|   | TOTAL              | APA Group – APT<br>Investment Trust | Betashares FTSE<br>100 ETF | Centuria Industrial<br>REIT |
|---|--------------------|-------------------------------------|----------------------------|-----------------------------|
| <b>Total</b>  | <b>40,807.96 ✓</b> | <b>4,889.80 ✓</b>                   | <b>6,687.65 ✓</b>          | <b>1,374.87 ✓</b>           |
| <b>Non–primary production income</b>                            |                    |                                     |                            |                             |
| Australian interest   | 4,358.31           | 1,259.21 ✓                          | 0.00                       | 0.20 ✓                      |
| Unfranked dividend  | 3.41               | 0.00                                | 0.00                       | 0.00                        |
| Unfranked CFI dividend  | 0.00               | 0.00                                | 0.00                       | 0.00                        |
| Other Australian income   | 3,304.30           | 0.00                                | 0.00                       | 653.69 ✓                    |
| <b>Franked Distributions</b>                                    |                    |                                     |                            |                             |
| Franked dividend  | 1,020.86           | 0.00                                | 0.00                       | 0.00                        |
| Franking credit (before 45 day rule)                            | 3,169.16           | 0.00                                | 0.00                       | 0.00                        |
| Franking credits denied   | 0.00               | 0.00                                | 0.00                       | 0.00                        |
| Australian franking credits from a New Zealand franking company | 0.00               | 0.00                                | 0.00                       | 0.00                        |
| <b>Capital Gains</b>  |                    |                                     |                            |                             |
| Gains not eligible for discount (TARP)                          | 0.00               | 0.00                                | 0.00                       | 0.00                        |
| Gains not eligible for discount (NTARP)                         | 0.00               | 0.00                                | 0.00                       | 0.00                        |
| Discounted capital gains (TARP)                                 | 129.26             | 0.00                                | 0.00                       | 108.55 ✓                    |
| Discounted capital gains (NTARP)                                | 789.40             | 0.00                                | 0.00                       | 0.00                        |
| AMIT CGT Gross up amount  | 918.66             | 0.00                                | 0.00                       | 108.55 ✓                    |
| <b>Assessable Foreign Income</b>                                |                    |                                     |                            |                             |
| Foreign income  | 12,511.50          | 0.00                                | 6,733.79 ✓                 | 0.00                        |
| Foreign trust and CFC income                                    | 0.00               | 0.00                                | 0.00                       | 0.00                        |
| <b>Non Assessable Amount</b>                                    |                    |                                     |                            |                             |
| CGT concession  | 0.00               | 0.00                                | 0.00                       | 0.00                        |
| Tax free income   | 0.00               | 0.00                                | 0.00                       | 0.00                        |
| Tax deferred income   | 10,580.41          | 3,630.59 ✓                          | 0.00                       | 0.00                        |
| Tax exempt income   | 0.00               | 0.00                                | 0.00                       | 0.00                        |
| NANE Income   | 0.00               | 0.00                                | 0.00                       | 0.00                        |
| AMIT cost base adjustment                                       | 7,248.11           | 0.00                                | 0.00                       | 503.88 ✓                    |
| <b>Less tax offsets and credits</b>                             |                    |                                     |                            |                             |
| Franking credits (after 45 day rule)                            | 3,169.16           | 0.00                                | 0.00                       | 0.00                        |
| Foreign income offset   | 56.26              | 0.00                                | 46.14 ✓                    | 0.00                        |
| Foreign income offset – capital gain                            | 0.00               | 0.00                                | 0.00                       | 0.00                        |
| <b>Gross Distribution before WHT</b>                            | <b>40,807.96</b>   | <b>4,889.80</b>                     | <b>6,687.65</b>            | <b>1,374.87</b>             |
| <b>Less withholding taxes</b>                                   |                    |                                     |                            |                             |
| Non–resident WHT on interest                                    | 0.00               | 0.00                                | 0.00                       | 0.00                        |
| Non–resident WHT on unfranked divs                              | 0.00               | 0.00                                | 0.00                       | 0.00                        |
| Non–resident WHT on MIT trust dist                              | 0.00               | 0.00                                | 0.00                       | 0.00                        |
| Non–resident WHT on other comp                                  | 0.00               | 0.00                                | 0.00                       | 0.00                        |
| TFN tax withheld  | 0.00               | 0.00                                | 0.00                       | 0.00                        |
| <b>Net Distribution after WHT</b>                               | <b>40,807.96</b>   | <b>4,889.80</b>                     | <b>6,687.65</b>            | <b>1,374.87</b>             |

All amounts are reported in Australian dollars and withholding taxes have been deducted where applicable.

AMIT cost base adjustments: A positive amount denotes an 'AMIT cost base net amount – excess' which decreases the cost base while a negative amount denotes an 'AMIT cost base net amount – shortfall' which increases the cost base of the holding.



## Tax details

### TRUST DISTRIBUTION

#### ACCOUNT NUMBER

003211711

#### ACCOUNT NAME

Biddlecombe Pty Ltd ATF Biddlecombe Pty Ltd Pension Fund

#### PORTFOLIO NUMBER / CURRENCY

321171019/AUD

#### PORTFOLIO NAME

Asset Advisory

#### STATEMENT DATE

as at 30 June 2021

KKR Credit Income  
Fund

Lendlease Group –  
Lendlease Trust

Magellan Global  
Fund (Closed Class  
Units)

Spark Infrastructure  
Group – Spark Trust

|   |                    |                 |                   |                   |
|---|--------------------|-----------------|-------------------|-------------------|
| <b>Total</b>  | <b>10,000.00 ✓</b> | <b>405.88 ✓</b> | <b>3,660.00 ✓</b> | <b>7,924.55 ✓</b> |
| <b>Non–primary production income</b>                            |                    |                 |                   |                   |
| Australian interest   | 0.00               | 84.92 ✓         | 0.00              | 0.00              |
| Unfranked dividend  | 0.00               | 0.00            | 0.00              | 0.00              |
| Unfranked CFI dividend  | 0.00               | 0.00            | 0.00              | 0.00              |
| Other Australian income   | 1,097.08 ✓         | 140.49 ✓        | 0.00              | 0.00              |
| <b>Franked Distributions</b>                                    |                    |                 |                   |                   |
| Franked dividend  | 0.00               | 0.00            | 0.00              | 974.73 ✓          |
| Franking credit (before 45 day rule)                            | 0.00               | 0.00            | 0.00              | 3,149.39 ✓        |
| Franking credits denied   | 0.00               | 0.00            | 0.00              | 0.00              |
| Australian franking credits from a New Zealand franking company | 0.00               | 0.00            | 0.00              | 0.00              |
| <b>Capital Gains</b>  |                    |                 |                   |                   |
| Gains not eligible for discount (TARP)                          | 0.00               | 0.00            | 0.00              | 0.00              |
| Gains not eligible for discount (NTARP)                         | 0.00               | 0.00            | 0.00              | 0.00              |
| Discounted capital gains (TARP)                                 | 0.00               | 0.00            | 0.00              | 0.00              |
| Discounted capital gains (NTARP)                                | 0.00               | 0.00            | 739.64 ✓          | 0.00              |
| AMIT CGT Gross up amount  | 0.00               | 0.00            | 739.64 ✓          | 0.00              |
| <b>Assessable Foreign Income</b>                                |                    |                 |                   |                   |
| Foreign income  | 5,678.76 ✓         | 98.53 ✓         | 0.00              | 0.00              |
| Foreign trust and CFC income                                    | 0.00               | 0.00            | 0.00              | 0.00              |
| <b>Non Assessable Amount</b>                                    |                    |                 |                   |                   |
| CGT concession  | 0.00               | 0.00            | 0.00              | 0.00              |
| Tax free income   | 0.00               | 0.00            | 0.00              | 0.00              |
| Tax deferred income   | 0.00               | 0.00            | 0.00              | 6,949.82 ✓        |
| Tax exempt income   | 0.00               | 0.00            | 0.00              | 0.00              |
| NANE Income   | 0.00               | 0.00            | 0.00              | 0.00              |
| AMIT cost base adjustment                                       | 3,224.16 ✓         | 91.99 ✓         | 2,180.72 ✓        | 0.00              |
| <b>Less tax offsets and credits</b>                             |                    |                 |                   |                   |
| Franking credits (after 45 day rule)                            | 0.00               | 0.00            | 0.00              | 3,149.39          |
| Foreign income offset   | 0.00               | 10.05 ✓         | 0.00              | 0.00              |
| Foreign income offset – capital gain                            | 0.00               | 0.00            | 0.00              | 0.00              |
| <b>Gross Distribution before WHT</b>                            | <b>10,000.00</b>   | <b>405.88</b>   | <b>3,660.00</b>   | <b>7,924.55</b>   |
| <b>Less withholding taxes</b>                                   |                    |                 |                   |                   |
| Non–resident WHT on interest                                    | 0.00               | 0.00            | 0.00              | 0.00              |
| Non–resident WHT on unfranked divs                              | 0.00               | 0.00            | 0.00              | 0.00              |
| Non–resident WHT on MIT trust dist                              | 0.00               | 0.00            | 0.00              | 0.00              |
| Non–resident WHT on other comp                                  | 0.00               | 0.00            | 0.00              | 0.00              |
| TFN tax withheld  | 0.00               | 0.00            | 0.00              | 0.00              |
| <b>Net Distribution after WHT</b>                               | <b>10,000.00</b>   | <b>405.88</b>   | <b>3,660.00</b>   | <b>7,924.55</b>   |

All amounts are reported in Australian dollars and withholding taxes have been deducted where applicable.

AMIT cost base adjustments: A positive amount denotes an 'AMIT cost base net amount – excess' which decreases the cost base while a negative amount denotes an 'AMIT cost base net amount – shortfall' which increases the cost base of the holding.

## Tax details

### TRUST DISTRIBUTION

#### ACCOUNT NUMBER

003211711

#### ACCOUNT NAME

Biddlecombe Pty Ltd ATF Biddlecombe Pty Ltd Pension Fund

#### PORTFOLIO NUMBER / CURRENCY

321171019/AUD

#### PORTFOLIO NAME

Asset Advisory

#### STATEMENT DATE

as at 30 June 2021

Sydney Airport –  
Sydney Airport Trust  
1

Transurban Group –  
Transurban Holding  
Trust

Vanguard Australian  
Property Securities  
Index ETF

|   |               |                   |                 |
|---|---------------|-------------------|-----------------|
| <b>Total</b>  | <b>0.00</b> ✓ | <b>5,599.99</b> ✓ | <b>265.22</b> ✓ |
| <b>Non-primary production income</b>                            |               |                   |                 |
| Australian interest   | 1,008.24 ✓    | 2,000.00 ✓        | 5.74 ✓          |
| Unfranked dividend  | 0.00          | 0.00              | 3.41 ✓          |
| Unfranked CFI dividend  | 0.00          | 0.00              | 0.00            |
| Other Australian income   | 0.00          | 1,275.26 ✓        | 137.78 ✓        |
| <b>Franked Distributions</b>                                    |               |                   |                 |
| Franked dividend  | 0.00          | 46.13 ✓           | 0.00            |
| Franking credit (before 45 day rule)                            | 0.00          | 19.77 ✓           | 0.00            |
| Franking credits denied   | 0.00          | 0.00              | 0.00            |
| Australian franking credits from a New Zealand franking company | 0.00          | 0.00              | 0.00            |
| <b>Capital Gains</b>  |               |                   |                 |
| Gains not eligible for discount (TARP)                          | 0.00          | 0.00              | 0.00            |
| Gains not eligible for discount (NTARP)                         | 0.00          | 0.00              | 0.00            |
| Discounted capital gains (TARP)                                 | 0.00          | 0.00              | 20.71 ✓         |
| Discounted capital gains (NTARP)                                | 0.00          | 0.00              | 49.76 ✓         |
| AMIT CGT Gross up amount  | 0.00          | 0.00              | 70.47 ✓         |
| <b>Assessable Foreign Income</b>                                |               |                   |                 |
| Foreign income  | 0.00          | 0.00              | 0.42 ✓          |
| Foreign trust and CFC income                                    | 0.00          | 0.00              | 0.00            |
| <b>Non Assessable Amount</b>                                    |               |                   |                 |
| CGT concession  | 0.00          | 0.00              | 0.00            |
| Tax free income   | 0.00          | 0.00              | 0.00            |
| Tax deferred income   | 0.00          | 0.00              | 0.00            |
| Tax exempt income   | 0.00          | 0.00              | 0.00            |
| NANE Income   | 0.00          | 0.00              | 0.00            |
| AMIT cost base adjustment                                       | -1,008.24 ✓   | 2,278.60 ✓        | -23.00 ✓        |
| <b>Less tax offsets and credits</b>                             |               |                   |                 |
| Franking credits (after 45 day rule)                            | 0.00          | 19.77             | 0.00            |
| Foreign income offset   | 0.00          | 0.00              | 0.07            |
| Foreign income offset – capital gain                            | 0.00          | 0.00              | 0.00            |
| <b>Gross Distribution before WHT</b>                            | <b>0.00</b>   | <b>5,599.99</b>   | <b>265.22</b>   |
| <b>Less withholding taxes</b>                                   |               |                   |                 |
| Non-resident WHT on interest                                    | 0.00          | 0.00              | 0.00            |
| Non-resident WHT on unfranked divs                              | 0.00          | 0.00              | 0.00            |
| Non-resident WHT on MIT trust dist                              | 0.00          | 0.00              | 0.00            |
| Non-resident WHT on other comp                                  | 0.00          | 0.00              | 0.00            |
| TFN tax withheld  | 0.00          | 0.00              | 0.00            |
| <b>Net Distribution after WHT</b>                               | <b>0.00</b>   | <b>5,599.99</b>   | <b>265.22</b>   |

All amounts are reported in Australian dollars and withholding taxes have been deducted where applicable.

AMIT cost base adjustments: A positive amount denotes an 'AMIT cost base net amount – excess' which decreases the cost base while a negative amount denotes an 'AMIT cost base net amount – shortfall' which increases the cost base of the holding.

## Tax details

### ACCRUED INCOME

#### ACCOUNT NUMBER

003211711

#### ACCOUNT NAME

Biddlecombe Pty Ltd ATF Biddlecombe Pty Ltd Pension Fund

#### PORTFOLIO NUMBER / CURRENCY

321171019/AUD

#### PORTFOLIO NAME

Asset Advisory

#### STATEMENT DATE

as at 30 June 2021

|   | Accrued Income<br>as at 30.06.2020<br>(A) | Accrued Income<br>FY2021<br>(B) | Accrued Income<br>received in FY2021<br>(C) | Accrued Income<br>as at 30.06.2021<br>(A+B-C)** |
|---|---|---------------------------------|---|---|
| <b>TOTAL</b>  | <b>9,462.19</b>                           | <b>40,807.96</b>                | <b>31,879.48</b>                            | <b>18,390.67</b> ✓                              |
| APA Group – APT Investment Trust                              | 0.00                                      | 4,889.80                        | 1,542.00                                    | 3,347.80 ✓                                      |
| APN Convenience Retail REIT –<br>Convenience Retail REIT No.1 | 290.66                                    | 0.00                            | 290.66                                      | 0.00  |
| APN Convenience Retail REIT –<br>Convenience Retail REIT No.2 | 527.38                                    | 0.00                            | 527.38                                      | 0.00  |
| APN Convenience Retail REIT –<br>Convenience Retail REIT No.3 | 250.18                                    | 0.00                            | 250.18                                      | 0.00  |
| Betashares FTSE 100 ETF                                       | 3,733.83                                  | 6,687.65                        | 6,044.48                                    | 4,377.00 ✓                                      |
| Centuria Industrial REIT                                      | 0.00                                      | 1,374.87                        | 1,374.87                                    | 0.00  |
| KKR Credit Income Fund  | 2,500.00                                  | 10,000.00                       | 10,000.00                                   | 2,500.00 ✓                                      |
| Lendlease Group – Lendlease Trust                             | 651.24                                    | 405.88                          | 651.24                                      | 405.88 ✓  |
| Magellan Global Fund (Closed<br>Class Units)                  | 0.00                                      | 3,660.00                        | 0.00  | 3,660.00 ✓                                      |
| Spark Infrastructure Group – Spark<br>Trust                   | 0.00                                      | 7,924.55                        | 7,924.55                                    | 0.00  |
| Sydney Airport – Sydney Airport<br>Trust 1                    | 0.00                                      | 0.00                            | 0.00  | 0.00  |
| Transurban Group – Transurban<br>Holding Trust                | 0.00                                      | 5,599.99                        | 1,500.00                                    | 4,099.99 ✓                                      |
| Vanguard Australian Property<br>Securities Index ETF          | 1,508.90                                  | 265.22                          | 1,774.12                                    | 0.00  |

\*Accrued Income reported on this schedule only includes Distributions from Trusts/managed fund investments.

\*\*Amounts reported as Accrued Income as at the end of the statement period have been credited to your account during the September quarter of the subsequent tax year. Please refer to September quarter statements for payment details.

## Tax details

### MISCELLANEOUS INCOME AND EXPENSE

#### ACCOUNT NUMBER

003211711

#### ACCOUNT NAME

Biddlecombe Pty Ltd ATF Biddlecombe Pty Ltd Pension Fund

#### PORTFOLIO NUMBER / CURRENCY

321171019/AUD

#### PORTFOLIO NAME

Asset Advisory

#### STATEMENT DATE

as at 30 June 2021

| Date            | Description                 | Currency | Assessable  | Non-assessable | Amount<br>excluding GST | GST              | Amount including<br>GST |
|-----------------|-----------------------------|----------|-------------|----------------|-------------------------|------------------|-------------------------|
| <b>TOTAL</b>    |                             |          |             |                | <b>-69,725.31</b>       | <b>-6,972.53</b> | <b>-76,697.84</b>       |
| <b>Expenses</b> |                             |          | <b>0.00</b> | <b>0.00</b>    | <b>-69,725.31</b>       | <b>-6,972.53</b> | <b>-76,697.84</b> ✓     |
| 31.07.2020      | Assets under management fee | AUD      | 0.00        | 0.00           | -5,545.60               | -554.56          | -6,100.16               |
| 31.08.2020      | Assets under management fee | AUD      | 0.00        | 0.00           | -5,451.16               | -545.12          | -5,996.28               |
| 30.09.2020      | Assets under management fee | AUD      | 0.00        | 0.00           | -5,112.53               | -511.25          | -5,623.78               |
| 31.10.2020      | Assets under management fee | AUD      | 0.00        | 0.00           | -5,406.98               | -540.70          | -5,947.68               |
| 30.11.2020      | Assets under management fee | AUD      | 0.00        | 0.00           | -5,590.72               | -559.07          | -6,149.79               |
| 31.12.2020      | Assets under management fee | AUD      | 0.00        | 0.00           | -6,048.81               | -604.88          | -6,653.69               |
| 31.01.2021      | Assets under management fee | AUD      | 0.00        | 0.00           | -6,113.16               | -611.32          | -6,724.48               |
| 28.02.2021      | Assets under management fee | AUD      | 0.00        | 0.00           | -5,583.91               | -558.39          | -6,142.30               |
| 31.03.2021      | Assets under management fee | AUD      | 0.00        | 0.00           | -6,235.15               | -623.52          | -6,858.67               |
| 30.04.2021      | Assets under management fee | AUD      | 0.00        | 0.00           | -6,202.34               | -620.23          | -6,822.57               |
| 31.05.2021      | Assets under management fee | AUD      | 0.00        | 0.00           | -6,269.91               | -626.99          | -6,896.90               |
| 30.06.2021      | Assets under management fee | AUD      | 0.00        | 0.00           | -6,165.04               | -616.50          | -6,781.54               |

## Tax information

### REALISED CAPITAL GAINS SECURITIES

#### ACCOUNT NUMBER

003211711

#### ACCOUNT NAME

Biddlecombe Pty Ltd ATF Biddlecombe Pty Ltd Pension Fund

#### PORTFOLIO NUMBER / CURRENCY

321171019/AUD

#### PORTFOLIO NAME

Asset Advisory

#### STATEMENT DATE

as at 30 June 2021

|                                    | Capital losses     | Capital gains not eligible for discount | Capital gains eligible for discount |
|------------------------------------|--------------------|---|-------------------------------------|
| Capital gains/loss on sales        | -703,384.81        | 799,031.61                              | 134,447.37                          |
| Capital gains from distributions   |                    |   |                                     |
| TARP                               |                    | 0.00                                    | 258.52                              |
| Non-TARP                           |                    | 0.00                                    | 1,578.80                            |
| On platform losses brought forward | 0.00               |   |                                     |
| <b>Subtotal</b>                    | <b>-703,384.81</b> | <b>799,031.61</b>                       | <b>136,284.69</b>                   |
| Application of losses              | 703,384.81         | -703,384.81                             | 0.00                                |
| <b>Subtotal</b>                    | <b>0.00</b>        | <b>95,646.80</b>                        | <b>136,284.69</b>                   |
| CGT discount                       |                    |   | -45,428.22                          |
| <b>Net capital gains/loss</b>      | <b>0.00</b>        | <b>95,646.80</b>                        | <b>90,856.47</b>                    |

| Date of disposal  | Quantity      | Value date | Sale proceeds       | Date of Acquisition | Acquisition cost    | Tax adjusted cost   | Capital losses     | Capital gains not eligible for discount | Capital gains eligible for discount |
|---|---------------|------------|---------------------|---------------------|---------------------|---------------------|--------------------|---|-------------------------------------|
| <b>TOTAL</b>  |               |            | <b>8,056,030.32</b> |                     | <b>7,836,341.96</b> | <b>7,825,936.15</b> | <b>-703,384.81</b> | <b>799,031.61</b>                       | <b>134,447.37</b>                   |
| <b>Adore Beauty Group Ltd</b>                                     |               |            |                     |                     |                     |                     |                    |   |                                     |
| 25.06.2021  | 7,860         | 29.06.2021 | 34,765.59           | 23.10.2020          | 53,055.00           | 53,055.00           | -18,289.41         | 0.00                                    | 0.00                                |
| <b>Subtotal</b>   | <b>7,860</b>  |            | <b>34,765.59</b>    |                     | <b>53,055.00</b>    | <b>53,055.00</b>    | <b>-18,289.41</b>  | <b>0.00</b>                             | <b>0.00</b>                         |
| <b>AGL Energy Ltd</b>   |               |            |                     |                     |                     |                     |                    |   |                                     |
| 08.10.2020  | 5,000         | 12.10.2020 | 67,112.53           | 08.12.2017          | 133,431.54          | 133,431.54          | -66,319.01         | 0.00                                    | 0.00                                |
| 08.10.2020  | 5,000         | 12.10.2020 | 67,112.53           | 11.12.2017          | 129,319.09          | 129,319.09          | -62,206.56         | 0.00                                    | 0.00                                |
| 08.10.2020  | 5,000         | 12.10.2020 | 67,112.53           | 20.12.2017          | 124,306.53          | 124,306.53          | -57,194.00         | 0.00                                    | 0.00                                |
| 08.10.2020  | 5,000         | 12.10.2020 | 67,112.51           | 17.01.2018          | 119,476.32          | 119,476.32          | -52,363.81         | 0.00                                    | 0.00                                |
| <b>Subtotal</b>   | <b>20,000</b> |            | <b>268,450.10</b>   |                     | <b>506,533.48</b>   | <b>506,533.48</b>   | <b>-238,083.38</b> | <b>0.00</b>                             | <b>0.00</b>                         |
| <b>APN Convenience Retail REIT – Convenience Retail REIT No.1</b> |               |            |                     |                     |                     |                     |                    |   |                                     |
| 10.08.2020  | 19,600        | 12.08.2020 | 18,740.39           | 17.06.2020          | 20,321.28           | 20,209.03           | -1,468.64          | 0.00                                    | 0.00                                |
| <b>Subtotal</b>   | <b>19,600</b> |            | <b>18,740.39</b>    |                     | <b>20,321.28</b>    | <b>20,209.03</b>    | <b>-1,468.64</b>   | <b>0.00</b>                             | <b>0.00</b>                         |
| <b>APN Convenience Retail REIT – Convenience Retail REIT No.2</b> |               |            |                     |                     |                     |                     |                    |   |                                     |

## Tax information

### REALISED CAPITAL GAINS SECURITIES

#### ACCOUNT NUMBER

003211711

#### ACCOUNT NAME

Biddlecombe Pty Ltd ATF Biddlecombe Pty Ltd Pension Fund

#### PORTFOLIO NUMBER / CURRENCY

321171019/AUD

#### PORTFOLIO NAME

Asset Advisory

#### STATEMENT DATE

as at 30 June 2021

| Date of disposal  | Quantity      | Value date | Sale proceeds     | Date of Acquisition | Acquisition cost  | Tax adjusted cost | Capital losses    | Capital gains not eligible for discount | Capital gains eligible for discount |
|---|---------------|------------|-------------------|---------------------|-------------------|-------------------|-------------------|---|-------------------------------------|
| 10.08.2020  | 19,600        | 12.08.2020 | 31,130.62         | 17.06.2020          | 11,904.26         | 11,534.41         | 0.00              | 19,596.21                               | 0.00                                |
| <b>Subtotal</b>   | <b>19,600</b> |            | <b>31,130.62</b>  |                     | <b>11,904.26</b>  | <b>11,534.41</b>  | <b>0.00</b>       | <b>19,596.21</b>                        | <b>0.00</b>                         |
| <b>APN Convenience Retail REIT – Convenience Retail REIT No.3</b>                         |               |            |                   |                     |                   |                   |                   |   |                                     |
| 10.08.2020  | 19,600        | 12.08.2020 | 17,540.46         | 17.06.2020          | 30,494.46         | 30,295.75         | -12,755.29        | 0.00                                    | 0.00                                |
| <b>Subtotal</b>   | <b>19,600</b> |            | <b>17,540.46</b>  |                     | <b>30,494.46</b>  | <b>30,295.75</b>  | <b>-12,755.29</b> | <b>0.00</b>                             | <b>0.00</b>                         |
| <b>Bank of Queensland Ltd</b>   |               |            |                   |                     |                   |                   |                   |   |                                     |
| 03.09.2020  | 5,000         | 07.09.2020 | 31,313.37         | 19.03.2018          | 58,774.12         | 58,774.12         | -27,460.75        | 0.00                                    | 0.00                                |
| 03.09.2020  | 5,000         | 07.09.2020 | 31,313.37         | 27.03.2018          | 56,240.81         | 56,240.81         | -24,927.44        | 0.00                                    | 0.00                                |
| 03.09.2020  | 10,000        | 07.09.2020 | 62,626.73         | 17.05.2018          | 105,038.62        | 105,038.62        | -42,411.89        | 0.00                                    | 0.00                                |
| <b>Subtotal</b>   | <b>20,000</b> |            | <b>125,253.47</b> |                     | <b>220,053.55</b> | <b>220,053.55</b> | <b>-94,800.08</b> | <b>0.00</b>                             | <b>0.00</b>                         |
| <b>Bendigo &amp; Adelaide BK 3MBBSW+3.80% MAND CON 15.06.2029 call 15.06.2027 (BENPH)</b> |               |            |                   |                     |                   |                   |                   |   |                                     |
| 03.05.2021  | 1,400         | 05.05.2021 | 143,294.79        | 28.10.2020          | 140,000.00        | 140,000.00        | 0.00              | 3,294.79                                | 0.00                                |
| <b>Subtotal</b>   | <b>1,400</b>  |            | <b>143,294.79</b> |                     | <b>140,000.00</b> | <b>140,000.00</b> | <b>0.00</b>       | <b>3,294.79</b>                         | <b>0.00</b>                         |
| <b>BHP Group Ltd</b>  |               |            |                   |                     |                   |                   |                   |   |                                     |
| 17.07.2020  | 5,000         | 21.07.2020 | 188,527.03        | 15.05.2020          | 158,653.98        | 158,653.98        | 0.00              | 29,873.05                               | 0.00                                |
| 03.12.2020  | 5,000         | 07.12.2020 | 202,299.32        | 15.05.2020          | 158,653.97        | 158,653.97        | 0.00              | 43,645.35                               | 0.00                                |
| 12.02.2021  | 2,000         | 16.02.2021 | 89,139.08         | 27.10.2020          | 70,876.74         | 70,876.74         | 0.00              | 18,262.34                               | 0.00                                |
| <b>Subtotal</b>   | <b>12,000</b> |            | <b>479,965.43</b> |                     | <b>388,184.69</b> | <b>388,184.69</b> | <b>0.00</b>       | <b>91,780.74</b>                        | <b>0.00</b>                         |
| <b>Boral Ltd</b>  |               |            |                   |                     |                   |                   |                   |   |                                     |
| 07.10.2020  | 15,000        | 09.10.2020 | 70,744.39         | 24.02.2020          | 72,886.00         | 72,886.00         | -2,141.61         | 0.00                                    | 0.00                                |
| 05.11.2020  | 15,000        | 09.11.2020 | 73,204.45         | 24.02.2020          | 72,886.00         | 72,886.00         | 0.00              | 318.45                                  | 0.00                                |
| 05.11.2020  | 5,000         | 09.11.2020 | 24,401.48         | 10.03.2020          | 18,950.42         | 18,950.42         | 0.00              | 5,451.06                                | 0.00                                |
| 09.03.2021  | 20,000        | 11.03.2021 | 110,111.09        | 10.03.2020          | 75,801.66         | 75,801.66         | 0.00              | 34,309.43                               | 0.00                                |
| <b>Subtotal</b>   | <b>55,000</b> |            | <b>278,461.41</b> |                     | <b>240,524.08</b> | <b>240,524.08</b> | <b>-2,141.61</b>  | <b>40,078.94</b>                        | <b>0.00</b>                         |
| <b>CBA 3MBBSW+3.00% MAND CON 20.04.2029 call 20.04.2027 (CBAPI)</b>                       |               |            |                   |                     |                   |                   |                   |   |                                     |
| 01.02.2021  | 2,000         | 03.02.2021 | 200,777.90        | 09.01.2020          | 203,745.25        | 203,745.25        | -2,967.35         | 0.00                                    | 0.00                                |
| <b>Subtotal</b>   | <b>2,000</b>  |            | <b>200,777.90</b> |                     | <b>203,745.25</b> | <b>203,745.25</b> | <b>-2,967.35</b>  | <b>0.00</b>                             | <b>0.00</b>                         |
| <b>Centuria Industrial REIT</b>   |               |            |                   |                     |                   |                   |                   |   |                                     |
| 01.02.2021  | 32,350        | 03.02.2021 | 98,070.56         | 18.11.2020          | 98,991.00         | 98,487.12         | -416.56           | 0.00                                    | 0.00                                |
| <b>Subtotal</b>   | <b>32,350</b> |            | <b>98,070.56</b>  |                     | <b>98,991.00</b>  | <b>98,487.12</b>  | <b>-416.56</b>    | <b>0.00</b>                             | <b>0.00</b>                         |
| <b>Challenger 3MBBSW+4.60% MAND CON 25.05.2028 call 25.05.2026 (CGFPC)</b>                |               |            |                   |                     |                   |                   |                   |   |                                     |

# Tax information

## REALISED CAPITAL GAINS SECURITIES

### ACCOUNT NUMBER

003211711

### ACCOUNT NAME

Biddlecombe Pty Ltd ATF Biddlecombe Pty Ltd Pension Fund

### PORTFOLIO NUMBER / CURRENCY

321171019/AUD

### PORTFOLIO NAME

Asset Advisory

### STATEMENT DATE

as at 30 June 2021

| Date of disposal                                      | Quantity      | Value date | Sale proceeds     | Date of Acquisition | Acquisition cost  | Tax adjusted cost | Capital losses   | Capital gains not eligible for discount | Capital gains eligible for discount |
|---|---------------|------------|-------------------|---------------------|-------------------|-------------------|------------------|---|-------------------------------------|
| 06.04.2021  | 775           | 08.04.2021 | 80,626.20         | 20.11.2020          | 77,500.00         | 77,500.00         | 0.00             | 3,126.20                                | 0.00                                |
| <b>Subtotal</b>                                       | <b>775</b>    |            | <b>80,626.20</b>  |                     | <b>77,500.00</b>  | <b>77,500.00</b>  | <b>0.00</b>      | <b>3,126.20</b>                         | <b>0.00</b>                         |
| <b>Commonwealth Bank of Australia</b>                 |               |            |                   |                     |                   |                   |                  |   |                                     |
| 11.08.2020  | 2,500         | 13.08.2020 | 186,569.94        | 03.10.2019          | 195,053.95        | 195,053.95        | -8,484.01        | 0.00                                    | 0.00                                |
| 20.11.2020  | 2,500         | 24.11.2020 | 196,831.67        | 03.10.2019          | 195,999.37        | 195,999.37        | 0.00             | 0.00                                    | 832.30                              |
| 20.11.2020  | 2,000         | 24.11.2020 | 157,465.34        | 16.03.2020          | 125,830.82        | 125,830.82        | 0.00             | 31,634.52                               | 0.00                                |
| 20.11.2020  | 500           | 24.11.2020 | 39,366.32         | 25.03.2020          | 30,432.96         | 30,432.96         | 0.00             | 8,933.36                                | 0.00                                |
| 22.01.2021  | 2,500         | 27.01.2021 | 211,086.17        | 25.03.2020          | 152,164.78        | 152,164.78        | 0.00             | 58,921.39                               | 0.00                                |
| 22.01.2021  | 500           | 27.01.2021 | 42,217.23         | 26.08.2020          | 34,649.44         | 34,649.44         | 0.00             | 7,567.79                                | 0.00                                |
| <b>Subtotal</b>                                       | <b>10,500</b> |            | <b>833,536.67</b> |                     | <b>734,131.32</b> | <b>734,131.32</b> | <b>-8,484.01</b> | <b>107,057.06</b>                       | <b>832.30</b>                       |
| <b>CSL Ltd</b>  |               |            |                   |                     |                   |                   |                  |   |                                     |
| 19.08.2020  | 500           | 21.08.2020 | 154,076.58        | 04.06.2020          | 145,753.52        | 145,753.52        | 0.00             | 8,323.06                                | 0.00                                |
| 15.06.2021  | 500           | 17.06.2021 | 150,562.54        | 05.06.2020          | 142,981.09        | 142,981.09        | 0.00             | 0.00                                    | 7,581.45                            |
| <b>Subtotal</b>                                       | <b>1,000</b>  |            | <b>304,639.12</b> |                     | <b>288,734.61</b> | <b>288,734.61</b> | <b>0.00</b>      | <b>8,323.06</b>                         | <b>7,581.45</b>                     |
| <b>CSR Ltd</b>  |               |            |                   |                     |                   |                   |                  |   |                                     |
| 08.10.2020  | 20,000        | 12.10.2020 | 90,735.33         | 02.06.2020          | 87,865.32         | 87,865.32         | 0.00             | 2,870.01                                | 0.00                                |
| 04.11.2020  | 10,000        | 06.11.2020 | 49,855.24         | 02.06.2020          | 43,932.66         | 43,932.66         | 0.00             | 5,922.58                                | 0.00                                |
| 04.11.2020  | 10,000        | 06.11.2020 | 49,855.24         | 10.06.2020          | 41,449.26         | 41,449.26         | 0.00             | 8,405.98                                | 0.00                                |
| 11.01.2021  | 20,000        | 13.01.2021 | 102,357.76        | 10.06.2020          | 82,898.52         | 82,898.52         | 0.00             | 19,459.24                               | 0.00                                |
| <b>Subtotal</b>                                       | <b>60,000</b> |            | <b>292,803.57</b> |                     | <b>256,145.76</b> | <b>256,145.76</b> | <b>0.00</b>      | <b>36,657.81</b>                        | <b>0.00</b>                         |
| <b>Fisher &amp; Paykel Healthcare Corporation Ltd</b> |               |            |                   |                     |                   |                   |                  |   |                                     |
| 25.06.2021  | 5,000         | 29.06.2021 | 144,931.61        | 27.05.2021          | 135,348.06        | 135,348.06        | 0.00             | 9,583.55                                | 0.00                                |
| <b>Subtotal</b>                                       | <b>5,000</b>  |            | <b>144,931.61</b> |                     | <b>135,348.06</b> | <b>135,348.06</b> | <b>0.00</b>      | <b>9,583.55</b>                         | <b>0.00</b>                         |
| <b>Genetic Signatures Ltd</b>                         |               |            |                   |                     |                   |                   |                  |   |                                     |
| 07.10.2020  | 5,000         | 09.10.2020 | 9,112.50          | 30.03.2020          | 6,895.05          | 6,895.05          | 0.00             | 2,217.45                                | 0.00                                |
| <b>Subtotal</b>                                       | <b>5,000</b>  |            | <b>9,112.50</b>   |                     | <b>6,895.05</b>   | <b>6,895.05</b>   | <b>0.00</b>      | <b>2,217.45</b>                         | <b>0.00</b>                         |
| <b>Graincorp Limited</b>                              |               |            |                   |                     |                   |                   |                  |   |                                     |
| 18.02.2021  | 25,000        | 22.02.2021 | 112,582.18        | 24.08.2020          | 108,892.40        | 108,892.40        | 0.00             | 3,689.78                                | 0.00                                |
| <b>Subtotal</b>                                       | <b>25,000</b> |            | <b>112,582.18</b> |                     | <b>108,892.40</b> | <b>108,892.40</b> | <b>0.00</b>      | <b>3,689.78</b>                         | <b>0.00</b>                         |
| <b>Healius Ltd</b>                                    |               |            |                   |                     |                   |                   |                  |   |                                     |

# Tax information

## REALISED CAPITAL GAINS SECURITIES

### ACCOUNT NUMBER

003211711

### ACCOUNT NAME

Biddlecombe Pty Ltd ATF Biddlecombe Pty Ltd Pension Fund

### PORTFOLIO NUMBER / CURRENCY

321171019/AUD

### PORTFOLIO NAME

Asset Advisory

### STATEMENT DATE

as at 30 June 2021

| Date of disposal                                       | Quantity      | Value date | Sale proceeds     | Date of Acquisition | Acquisition cost  | Tax adjusted cost | Capital losses    | Capital gains not eligible for discount | Capital gains eligible for discount |
|--|---------------|------------|-------------------|---------------------|-------------------|-------------------|-------------------|---|-------------------------------------|
| 27.08.2020   | 7,768         | 31.08.2020 | 25,865.36         | 20.06.2018          | 28,397.53         | 28,397.53         | -2,532.17         | 0.00                                    | 0.00                                |
| 28.08.2020   | 1,048         | 01.09.2020 | 3,489.57          | 20.06.2018          | 3,831.18          | 3,831.18          | -341.61           | 0.00                                    | 0.00                                |
| 01.09.2020   | 31,184        | 03.09.2020 | 102,749.54        | 20.06.2018          | 113,999.56        | 113,999.56        | -11,250.02        | 0.00                                    | 0.00                                |
| 01.09.2020   | 10,000        | 03.09.2020 | 32,949.44         | 06.07.2018          | 35,952.82         | 35,952.82         | -3,003.38         | 0.00                                    | 0.00                                |
| 01.09.2020   | 9,597         | 03.09.2020 | 31,621.59         | 14.09.2018          | 23,992.50         | 23,992.50         | 0.00              | 0.00                                    | 7,629.09                            |
| 01.09.2020   | 10,403        | 03.09.2020 | 34,277.30         | 01.10.2018          | 30,970.84         | 30,970.84         | 0.00              | 0.00                                    | 3,306.46                            |
| <b>Subtotal</b>  | <b>70,000</b> |            | <b>230,952.80</b> |                     | <b>237,144.43</b> | <b>237,144.43</b> | <b>-17,127.18</b> | <b>0.00</b>                             | <b>10,935.55</b>                    |
| <b>Incitec Pivot Ltd</b>                               |               |            |                   |                     |                   |                   |                   |   |                                     |
| 21.01.2021   | 50,000        | 25.01.2021 | 134,353.55        | 12.10.2020          | 106,641.30        | 106,641.30        | 0.00              | 27,712.25                               | 0.00                                |
| <b>Subtotal</b>  | <b>50,000</b> |            | <b>134,353.55</b> |                     | <b>106,641.30</b> | <b>106,641.30</b> | <b>0.00</b>       | <b>27,712.25</b>                        | <b>0.00</b>                         |
| <b>Inovio Pharmaceuticals Inc</b>                      |               |            |                   |                     |                   |                   |                   |   |                                     |
| 30.07.2020   | 1,000         | 03.08.2020 | 29,215.40         | 07.04.2020          | 14,394.82         | 14,394.82         | 0.00              | 14,820.58                               | 0.00                                |
| 28.05.2021   | 1,000         | 02.06.2021 | 9,713.59          | 07.04.2020          | 14,394.82         | 14,394.82         | -4,681.23         | 0.00                                    | 0.00                                |
| <b>Subtotal</b>  | <b>2,000</b>  |            | <b>38,928.99</b>  |                     | <b>28,789.64</b>  | <b>28,789.64</b>  | <b>-4,681.23</b>  | <b>14,820.58</b>                        | <b>0.00</b>                         |
| <b>Janus Henderson Group PLC</b>                       |               |            |                   |                     |                   |                   |                   |   |                                     |
| 03.09.2020   | 3,000         | 07.09.2020 | 86,362.72         | 15.02.2018          | 134,680.23        | 134,680.23        | -48,317.51        | 0.00                                    | 0.00                                |
| 03.09.2020   | 2,000         | 07.09.2020 | 57,575.15         | 26.02.2018          | 90,529.93         | 90,529.93         | -32,954.78        | 0.00                                    | 0.00                                |
| 03.09.2020   | 1,000         | 07.09.2020 | 28,787.58         | 26.04.2018          | 43,002.38         | 43,002.38         | -14,214.80        | 0.00                                    | 0.00                                |
| <b>Subtotal</b>  | <b>6,000</b>  |            | <b>172,725.45</b> |                     | <b>268,212.54</b> | <b>268,212.54</b> | <b>-95,487.09</b> | <b>0.00</b>                             | <b>0.00</b>                         |
| <b>Lendlease Group – Lendlease Corporation Limited</b> |               |            |                   |                     |                   |                   |                   |   |                                     |
| 24.08.2020   | 6,939         | 26.08.2020 | 58,824.51         | 22.04.2020          | 60,116.35         | 60,116.35         | -1,291.84         | 0.00                                    | 0.00                                |
| 24.08.2020   | 3,061         | 26.08.2020 | 25,949.24         | 20.05.2020          | 22,399.36         | 22,399.36         | 0.00              | 3,549.88                                | 0.00                                |
| 24.08.2020   | 10,000        | 26.08.2020 | 84,773.76         | 04.08.2020          | 83,499.55         | 83,499.55         | 0.00              | 1,274.21                                | 0.00                                |
| <b>Subtotal</b>  | <b>20,000</b> |            | <b>169,547.51</b> |                     | <b>166,015.26</b> | <b>166,015.26</b> | <b>-1,291.84</b>  | <b>4,824.09</b>                         | <b>0.00</b>                         |
| <b>Lendlease Group – Lendlease Trust</b>               |               |            |                   |                     |                   |                   |                   |   |                                     |
| 24.08.2020   | 6,939         | 26.08.2020 | 19,618.62         | 22.04.2020          | 14,618.05         | 14,559.89         | 0.00              | 5,058.73                                | 0.00                                |
| 24.08.2020   | 3,061         | 26.08.2020 | 8,654.36          | 20.05.2020          | 7,598.44          | 7,572.79          | 0.00              | 1,081.57                                | 0.00                                |
| 24.08.2020   | 10,000        | 26.08.2020 | 28,273.00         | 04.08.2020          | 27,848.04         | 27,764.23         | 0.00              | 508.77                                  | 0.00                                |
| <b>Subtotal</b>  | <b>20,000</b> |            | <b>56,545.98</b>  |                     | <b>50,064.53</b>  | <b>49,896.91</b>  | <b>0.00</b>       | <b>6,649.07</b>                         | <b>0.00</b>                         |
| <b>Mirvac Group – Mirvac Limited</b>                   |               |            |                   |                     |                   |                   |                   |   |                                     |



# Tax information

## REALISED CAPITAL GAINS SECURITIES

### ACCOUNT NUMBER

003211711

### ACCOUNT NAME

Biddlecombe Pty Ltd ATF Biddlecombe Pty Ltd Pension Fund

### PORTFOLIO NUMBER / CURRENCY

321171019/AUD

### PORTFOLIO NAME

Asset Advisory

### STATEMENT DATE

as at 30 June 2021

| Date of disposal                           | Quantity       | Value date | Sale proceeds     | Date of Acquisition | Acquisition cost  | Tax adjusted cost | Capital losses     | Capital gains not eligible for discount | Capital gains eligible for discount |
|--|----------------|------------|-------------------|---------------------|-------------------|-------------------|--------------------|---|-------------------------------------|
| 14.05.2021                                 | 45,000         | 18.05.2021 | 15,448.96         | 01.03.2021          | 13,135.11         | 13,135.11         | 0.00               | 2,313.85                                | 0.00                                |
| <b>Subtotal</b>                            | <b>45,000</b>  |            | <b>15,448.96</b>  |                     | <b>13,135.11</b>  | <b>13,135.11</b>  | <b>0.00</b>        | <b>2,313.85</b>                         | <b>0.00</b>                         |
| <b>Mirvac Group –Mirvac Property Trust</b> |                |            |                   |                     |                   |                   |                    |   |                                     |
| 14.05.2021                                 | 45,000         | 18.05.2021 | 107,552.35        | 01.03.2021          | 91,443.79         | 91,443.79         | 0.00               | 16,108.56                               | 0.00                                |
| <b>Subtotal</b>                            | <b>45,000</b>  |            | <b>107,552.35</b> |                     | <b>91,443.79</b>  | <b>91,443.79</b>  | <b>0.00</b>        | <b>16,108.56</b>                        | <b>0.00</b>                         |
| <b>National Australia Bank Ltd</b>         |                |            |                   |                     |                   |                   |                    |   |                                     |
| 31.08.2020                                 | 2,120          | 02.09.2020 | 37,950.20         | 31.10.2013          | 74,200.00         | 74,200.00         | -36,249.80         | 0.00                                    | 0.00                                |
| 23.04.2021                                 | 7,880          | 27.04.2021 | 206,830.26        | 31.10.2013          | 275,800.00        | 275,800.00        | -68,969.74         | 0.00                                    | 0.00                                |
| 23.04.2021                                 | 2,120          | 27.04.2021 | 55,644.69         | 29.05.2014          | 70,928.84         | 70,928.84         | -15,284.15         | 0.00                                    | 0.00                                |
| <b>Subtotal</b>                            | <b>12,120</b>  |            | <b>300,425.15</b> |                     | <b>420,928.84</b> | <b>420,928.84</b> | <b>-120,503.69</b> | <b>0.00</b>                             | <b>0.00</b>                         |
| <b>Newcrest Mining Ltd</b>                 |                |            |                   |                     |                   |                   |                    |   |                                     |
| 26.04.2021                                 | 5,000          | 28.04.2021 | 138,006.98        | 24.03.2021          | 126,225.50        | 126,225.50        | 0.00               | 11,781.48                               | 0.00                                |
| <b>Subtotal</b>                            | <b>5,000</b>   |            | <b>138,006.98</b> |                     | <b>126,225.50</b> | <b>126,225.50</b> | <b>0.00</b>        | <b>11,781.48</b>                        | <b>0.00</b>                         |
| <b>Oil Search Ltd</b>                      |                |            |                   |                     |                   |                   |                    |   |                                     |
| 10.11.2020                                 | 50,000         | 12.11.2020 | 160,959.86        | 23.09.2020          | 140,759.22        | 140,759.22        | 0.00               | 20,200.64                               | 0.00                                |
| 17.11.2020                                 | 25,000         | 19.11.2020 | 98,152.56         | 23.09.2020          | 70,379.61         | 70,379.61         | 0.00               | 27,772.95                               | 0.00                                |
| 11.01.2021                                 | 25,000         | 13.01.2021 | 107,843.57        | 23.09.2020          | 70,379.61         | 70,379.61         | 0.00               | 37,463.96                               | 0.00                                |
| <b>Subtotal</b>                            | <b>100,000</b> |            | <b>366,955.99</b> |                     | <b>281,518.44</b> | <b>281,518.44</b> | <b>0.00</b>        | <b>85,437.55</b>                        | <b>0.00</b>                         |
| <b>Orocobre Ltd</b>                        |                |            |                   |                     |                   |                   |                    |   |                                     |
| 07.10.2020                                 | 24,050         | 09.10.2020 | 64,818.11         | 31.08.2020          | 60,606.00         | 60,606.00         | 0.00               | 4,212.11                                | 0.00                                |
| <b>Subtotal</b>                            | <b>24,050</b>  |            | <b>64,818.11</b>  |                     | <b>60,606.00</b>  | <b>60,606.00</b>  | <b>0.00</b>        | <b>4,212.11</b>                         | <b>0.00</b>                         |
| <b>Orora Ltd</b>                           |                |            |                   |                     |                   |                   |                    |   |                                     |
| 09.04.2021                                 | 30,000         | 13.04.2021 | 93,033.72         | 10.02.2021          | 82,791.19         | 82,791.19         | 0.00               | 10,242.53                               | 0.00                                |
| 03.06.2021                                 | 30,000         | 07.06.2021 | 96,328.66         | 10.02.2021          | 82,791.18         | 82,791.18         | 0.00               | 13,537.48                               | 0.00                                |
| <b>Subtotal</b>                            | <b>60,000</b>  |            | <b>189,362.38</b> |                     | <b>165,582.37</b> | <b>165,582.37</b> | <b>0.00</b>        | <b>23,780.01</b>                        | <b>0.00</b>                         |
| <b>Pendal Group Ltd</b>                    |                |            |                   |                     |                   |                   |                    |   |                                     |
| 20.10.2020                                 | 5,345          | 22.10.2020 | 35,594.84         | 18.06.2020          | 31,963.10         | 31,963.10         | 0.00               | 3,631.74                                | 0.00                                |
| 20.10.2020                                 | 14,655         | 22.10.2020 | 97,594.46         | 25.08.2020          | 88,830.57         | 88,830.57         | 0.00               | 8,763.89                                | 0.00                                |
| <b>Subtotal</b>                            | <b>20,000</b>  |            | <b>133,189.30</b> |                     | <b>120,793.67</b> | <b>120,793.67</b> | <b>0.00</b>        | <b>12,395.63</b>                        | <b>0.00</b>                         |
| <b>QBE Insurance Group Ltd</b>             |                |            |                   |                     |                   |                   |                    |   |                                     |

# Tax information

## REALISED CAPITAL GAINS SECURITIES

### ACCOUNT NUMBER

003211711

### ACCOUNT NAME

Biddlecombe Pty Ltd ATF Biddlecombe Pty Ltd Pension Fund

### PORTFOLIO NUMBER / CURRENCY

321171019/AUD

### PORTFOLIO NAME

Asset Advisory

### STATEMENT DATE

as at 30 June 2021

| Date of disposal                                | Quantity       | Value date | Sale proceeds     | Date of Acquisition | Acquisition cost  | Tax adjusted cost | Capital losses    | Capital gains not eligible for discount | Capital gains eligible for discount |
|---|----------------|------------|-------------------|---------------------|-------------------|-------------------|-------------------|---|-------------------------------------|
| 23.07.2020                                      | 10,000         | 27.07.2020 | 100,885.92        | 15.04.2020          | 90,531.36         | 90,531.36         | 0.00              | 10,354.56                               | 0.00                                |
| 14.08.2020                                      | 10,000         | 18.08.2020 | 108,950.80        | 15.04.2020          | 90,531.35         | 90,531.35         | 0.00              | 18,419.45                               | 0.00                                |
| 03.03.2021                                      | 10,000         | 05.03.2021 | 92,115.40         | 02.02.2021          | 83,728.65         | 83,728.65         | 0.00              | 8,386.75                                | 0.00                                |
| 16.04.2021                                      | 10,000         | 20.04.2021 | 97,297.48         | 02.02.2021          | 83,728.65         | 83,728.65         | 0.00              | 13,568.83                               | 0.00                                |
| <b>Subtotal</b>                                 | <b>40,000</b>  |            | <b>399,249.60</b> |                     | <b>348,520.01</b> | <b>348,520.01</b> | <b>0.00</b>       | <b>50,729.59</b>                        | <b>0.00</b>                         |
| <b>Qube Holdings Ltd</b>                        |                |            |                   |                     |                   |                   |                   |   |                                     |
| 21.10.2020                                      | 50,000         | 23.10.2020 | 139,649.97        | 24.09.2020          | 129,249.70        | 129,249.70        | 0.00              | 10,400.27                               | 0.00                                |
| <b>Subtotal</b>                                 | <b>50,000</b>  |            | <b>139,649.97</b> |                     | <b>129,249.70</b> | <b>129,249.70</b> | <b>0.00</b>       | <b>10,400.27</b>                        | <b>0.00</b>                         |
| <b>Sandfire Resources Ltd</b>                   |                |            |                   |                     |                   |                   |                   |   |                                     |
| 28.04.2021                                      | 10,000         | 30.04.2021 | 65,233.72         | 30.07.2018          | 75,525.65         | 75,525.65         | -10,291.93        | 0.00                                    | 0.00                                |
| 28.04.2021                                      | 5,000          | 30.04.2021 | 32,616.86         | 23.08.2018          | 36,405.00         | 36,405.00         | -3,788.14         | 0.00                                    | 0.00                                |
| 28.04.2021                                      | 5,000          | 30.04.2021 | 32,616.86         | 30.04.2019          | 35,279.89         | 35,279.89         | -2,663.03         | 0.00                                    | 0.00                                |
| 06.05.2021                                      | 20,000         | 10.05.2021 | 139,167.40        | 31.01.2020          | 113,568.87        | 113,568.87        | 0.00              | 0.00                                    | 25,598.53                           |
| <b>Subtotal</b>                                 | <b>40,000</b>  |            | <b>269,634.84</b> |                     | <b>260,779.41</b> | <b>260,779.41</b> | <b>-16,743.10</b> | <b>0.00</b>                             | <b>25,598.53</b>                    |
| <b>SkyCity Entertainment Group Ltd</b>          |                |            |                   |                     |                   |                   |                   |   |                                     |
| 03.09.2020                                      | 5,000          | 07.09.2020 | 12,287.11         | 16.05.2016          | 22,757.26         | 22,757.26         | -10,470.15        | 0.00                                    | 0.00                                |
| 03.09.2020                                      | 10,000         | 07.09.2020 | 24,574.22         | 10.08.2016          | 46,366.19         | 46,366.19         | -21,791.97        | 0.00                                    | 0.00                                |
| 03.09.2020                                      | 5,000          | 07.09.2020 | 12,287.11         | 12.09.2016          | 22,413.57         | 22,413.57         | -10,126.46        | 0.00                                    | 0.00                                |
| 03.09.2020                                      | 5,000          | 07.09.2020 | 12,287.11         | 15.09.2016          | 21,970.91         | 21,970.91         | -9,683.80         | 0.00                                    | 0.00                                |
| 03.09.2020                                      | 5,000          | 07.09.2020 | 12,287.11         | 05.10.2016          | 22,324.47         | 22,324.47         | -10,037.36        | 0.00                                    | 0.00                                |
| 03.09.2020                                      | 20,983         | 07.09.2020 | 51,564.08         | 29.06.2020          | 47,000.00         | 47,000.00         | 0.00              | 4,564.08                                | 0.00                                |
| <b>Subtotal</b>                                 | <b>50,983</b>  |            | <b>125,286.74</b> |                     | <b>182,832.40</b> | <b>182,832.40</b> | <b>-62,109.74</b> | <b>4,564.08</b>                         | <b>0.00</b>                         |
| <b>South32 Ltd</b>                              |                |            |                   |                     |                   |                   |                   |   |                                     |
| 07.12.2020                                      | 50,000         | 09.12.2020 | 131,449.88        | 13.07.2020          | 105,635.25        | 105,635.25        | 0.00              | 25,814.63                               | 0.00                                |
| 10.03.2021                                      | 20,000         | 12.03.2021 | 56,297.27         | 10.08.2020          | 44,467.41         | 44,467.41         | 0.00              | 11,829.86                               | 0.00                                |
| 14.05.2021                                      | 30,000         | 18.05.2021 | 88,262.76         | 10.08.2020          | 66,701.12         | 66,701.12         | 0.00              | 21,561.64                               | 0.00                                |
| <b>Subtotal</b>                                 | <b>100,000</b> |            | <b>276,009.91</b> |                     | <b>216,803.78</b> | <b>216,803.78</b> | <b>0.00</b>       | <b>59,206.13</b>                        | <b>0.00</b>                         |
| <b>Spark Infrastructure Group – Spark Trust</b> |                |            |                   |                     |                   |                   |                   |   |                                     |
| 16.07.2020                                      | 50,000         | 20.07.2020 | 79,215.23         | 20.02.2019          | 11,311.31         | 9,336.31          | 0.00              | 0.00                                    | 69,878.92                           |

# Tax information

## REALISED CAPITAL GAINS SECURITIES

### ACCOUNT NUMBER

003211711

### ACCOUNT NAME

Biddlecombe Pty Ltd ATF Biddlecombe Pty Ltd Pension Fund

### PORTFOLIO NUMBER / CURRENCY

321171019/AUD

### PORTFOLIO NAME

Asset Advisory

### STATEMENT DATE

as at 30 June 2021

| Date of disposal   | Quantity       | Value date | Sale proceeds     | Date of Acquisition | Acquisition cost  | Tax adjusted cost | Capital losses | Capital gains not eligible for discount | Capital gains eligible for discount |
|--|----------------|------------|-------------------|---------------------|-------------------|-------------------|----------------|---|-------------------------------------|
| 16.07.2020   | 50,000         | 20.07.2020 | 79,215.23         | 27.08.2019          | 11,609.19         | 9,634.19          | 0.00           | 69,581.04                               | 0.00                                |
| 16.04.2021   | 50,000         | 20.04.2021 | 72,546.16         | 10.01.2020          | 73,649.15         | 68,774.21         | 0.00           | 0.00                                    | 3,771.95                            |
| <b>Subtotal</b>  | <b>150,000</b> |            | <b>230,976.62</b> |                     | <b>96,569.65</b>  | <b>87,744.71</b>  | <b>0.00</b>    | <b>69,581.04</b>                        | <b>73,650.87</b>                    |
| <b>Sydney Airport – Sydney Airport Limited – Renounceable Rights</b> |                |            |                   |                     |                   |                   |                |   |                                     |
| 27.08.2020   | 3,883          | 01.09.2020 | 0.00              | 15.06.2020          | 0.00              | 0.00              | 0.00           | 0.00                                    | 0.00                                |
| <b>Subtotal</b>  | <b>3,883</b>   |            | <b>0.00</b>       |                     | <b>0.00</b>       | <b>0.00</b>       | <b>0.00</b>    | <b>0.00</b>                             | <b>0.00</b>                         |
| <b>Sydney Airport – Sydney Airport Trust 1 – Renounceable Rights</b> |                |            |                   |                     |                   |                   |                |   |                                     |
| 27.08.2020   | 3,883          | 01.09.2020 | 0.00              | 15.06.2020          | 0.00              | 0.00              | 0.00           | 0.00                                    | 0.00                                |
| <b>Subtotal</b>  | <b>3,883</b>   |            | <b>0.00</b>       |                     | <b>0.00</b>       | <b>0.00</b>       | <b>0.00</b>    | <b>0.00</b>                             | <b>0.00</b>                         |
| <b>Tabcorp Holdings Limited</b>                                      |                |            |                   |                     |                   |                   |                |   |                                     |
| 06.11.2020   | 29,091         | 10.11.2020 | 115,454.51        | 02.03.2020          | 110,629.26        | 110,629.26        | 0.00           | 4,825.25                                | 0.00                                |
| 17.11.2020   | 20,909         | 19.11.2020 | 86,247.37         | 02.03.2020          | 79,514.19         | 79,514.19         | 0.00           | 6,733.18                                | 0.00                                |
| 17.11.2020   | 9,091          | 19.11.2020 | 37,499.40         | 10.03.2020          | 30,730.56         | 30,730.56         | 0.00           | 6,768.84                                | 0.00                                |
| 11.03.2021   | 10,909         | 15.03.2021 | 49,999.96         | 10.03.2020          | 36,876.00         | 36,876.00         | 0.00           | 0.00                                    | 13,123.96                           |
| 11.03.2021   | 9,091          | 15.03.2021 | 41,667.39         | 26.05.2020          | 30,362.41         | 30,362.41         | 0.00           | 11,304.98                               | 0.00                                |
| <b>Subtotal</b>  | <b>79,091</b>  |            | <b>330,868.63</b> |                     | <b>288,112.42</b> | <b>288,112.42</b> | <b>0.00</b>    | <b>29,632.25</b>                        | <b>13,123.96</b>                    |
| <b>Tabcorp Holdings Ltd Renounceable Rights</b>                      |                |            |                   |                     |                   |                   |                |   |                                     |
| 07.09.2020   | 4,545          | 10.09.2020 | 0.00              | 02.03.2020          | 0.00              | 0.00              | 0.00           | 0.00                                    | 0.00                                |
| 07.09.2020   | 1,818          | 10.09.2020 | 0.00              | 10.03.2020          | 0.00              | 0.00              | 0.00           | 0.00                                    | 0.00                                |
| 07.09.2020   | 2,728          | 10.09.2020 | 0.00              | 26.05.2020          | 0.00              | 0.00              | 0.00           | 0.00                                    | 0.00                                |
| <b>Subtotal</b>  | <b>9,091</b>   |            | <b>0.00</b>       |                     | <b>0.00</b>       | <b>0.00</b>       | <b>0.00</b>    | <b>0.00</b>                             | <b>0.00</b>                         |
| <b>Treasury Wine Estates Ltd</b>                                     |                |            |                   |                     |                   |                   |                |   |                                     |
| 10.07.2020   | 10,000         | 14.07.2020 | 105,309.00        | 28.05.2020          | 99,499.81         | 99,499.81         | 0.00           | 5,809.19                                | 0.00                                |
| 01.02.2021   | 10,000         | 03.02.2021 | 99,150.84         | 08.09.2020          | 92,191.29         | 92,191.29         | 0.00           | 6,959.55                                | 0.00                                |
| 01.02.2021   | 10,000         | 03.02.2021 | 99,150.85         | 06.11.2020          | 86,280.50         | 86,280.50         | 0.00           | 12,870.35                               | 0.00                                |
| 25.06.2021   | 10,000         | 29.06.2021 | 115,000.10        | 03.05.2021          | 101,161.71        | 101,161.71        | 0.00           | 13,838.39                               | 0.00                                |
| <b>Subtotal</b>  | <b>40,000</b>  |            | <b>418,610.79</b> |                     | <b>379,133.31</b> | <b>379,133.31</b> | <b>0.00</b>    | <b>39,477.48</b>                        | <b>0.00</b>                         |
| <b>Vanguard Australian Property Securities Index ETF</b>             |                |            |                   |                     |                   |                   |                |   |                                     |
| 11.11.2020   | 1,000          | 13.11.2020 | 82,994.82         | 30.11.2018          | 80,384.40         | 80,270.11         | 0.00           | 0.00                                    | 2,724.71                            |

## Tax information

### REALISED CAPITAL GAINS SECURITIES

#### ACCOUNT NUMBER

003211711

#### ACCOUNT NAME

Biddlecombe Pty Ltd ATF Biddlecombe Pty Ltd Pension Fund

#### PORTFOLIO NUMBER / CURRENCY

321171019/AUD

#### PORTFOLIO NAME

Asset Advisory

#### STATEMENT DATE

as at 30 June 2021

| Date of disposal           | Quantity | Value date | Sale proceeds | Date of Acquisition | Acquisition cost | Tax adjusted cost | Capital losses | Capital gains not eligible for discount | Capital gains eligible for discount |
|----------------------------|----------|------------|---------------|---------------------|------------------|-------------------|----------------|---|-------------------------------------|
| 11.11.2020                 | 1,000    | 13.11.2020 | 82,994.83     | 04.02.2019          | 83,369.63        | 83,255.36         | -260.53        | 0.00                                    | 0.00                                |
| Subtotal                   | 2,000    |            | 165,989.65    |                     | 163,754.03       | 163,525.47        | -260.53        | 0.00                                    | 2,724.71                            |
| <b>Whispir Ltd</b>         |          |            |               |                     |                  |                   |                |   |                                     |
| 07.10.2020                 | 2,000    | 09.10.2020 | 6,862.50      | 28.07.2020          | 9,917.50         | 9,917.50          | -3,055.00      | 0.00                                    | 0.00                                |
| Subtotal                   | 2,000    |            | 6,862.50      |                     | 9,917.50         | 9,917.50          | -3,055.00      | 0.00                                    | 0.00                                |
| <b>Whitehaven Coal Ltd</b> |          |            |               |                     |                  |                   |                |   |                                     |
| 10.06.2021                 | 50,000   | 15.06.2021 | 99,395.00     | 14.04.2020          | 102,114.08       | 102,114.08        | -2,719.08      | 0.00                                    | 0.00                                |
| Subtotal                   | 50,000   |            | 99,395.00     |                     | 102,114.08       | 102,114.08        | -2,719.08      | 0.00                                    | 0.00                                |

## Tax information

### REALISED FIXED INCOME SECURITIES

#### ACCOUNT NUMBER

003211711

#### ACCOUNT NAME

Biddlecombe Pty Ltd ATF Biddlecombe Pty Ltd Pension Fund

#### PORTFOLIO NUMBER / CURRENCY

321171019/AUD

#### PORTFOLIO NAME

Asset Advisory

#### STATEMENT DATE

as at 30 June 2021

| Date of disposal   | Quantity          | Currency | Sale Proceeds     | Date of Acquisition | Purchase Cost      | Net Proceeds      |
|--|-------------------|----------|-------------------|---------------------|--------------------|-------------------|
| <b>TOTAL</b>   |                   |          | <b>614,105.49</b> |                     | <b>-196,215.47</b> | <b>417,890.02</b> |
| <b>Dalrymple Bay Infrastructure Ltd</b>                              |                   |          |                   |                     |                    |                   |
| 18.06.2021   | 74,200.00         |          | 3,339.00          | 20.11.2020          | -3,339.17          | -0.17             |
| <b>Subtotal</b>  | <b>74,200.00</b>  |          | <b>3,339.00</b>   |                     | <b>-3,339.17</b>   | <b>-0.17</b>      |
| <b>NAB FRN Sub 3MBBSW+220 due 20/09/2028 call 20/09/2023 (NABPE)</b> |                   |          |                   |                     |                    |                   |
| 23.02.2021   | 2,000.00          |          | 204,650.93        | 13.12.2019          | 0.00               | 204,650.93        |
| 09.03.2021   | 1,000.00          |          | 101,138.26        | 13.12.2019          | 0.00               | 101,138.26        |
| 22.03.2021   | 2,000.00          |          | 201,984.76        | 13.12.2019          | -0.01              | 201,984.75        |
| <b>Subtotal</b>  | <b>5,000.00</b>   |          | <b>507,773.95</b> |                     | <b>-0.01</b>       | <b>507,773.94</b> |
| <b>Spark Infrastructure Group</b>                                    |                   |          |                   |                     |                    |                   |
| 16.07.2020   | 25,000.00         |          | 17,047.53         | 20.02.2019          | -50,900.90         | -33,853.37        |
| 16.07.2020   | 25,000.00         |          | 17,047.53         | 27.08.2019          | -52,241.38         | -35,193.85        |
| 16.07.2020   | 50,000.00         |          | 34,095.08         | 10.01.2020          | -33,243.67         | 851.41            |
| 16.04.2021   | 8,333.33          |          | 5,800.40          | 20.02.2019          | -16,966.96         | -11,166.56        |
| 16.04.2021   | 8,333.33          |          | 5,800.40          | 27.08.2019          | -17,413.79         | -11,613.39        |
| 16.04.2021   | 16,666.67         |          | 11,600.80         | 10.01.2020          | -11,081.22         | 519.58            |
| 16.04.2021   | 16,666.67         |          | 11,600.80         | 19.11.2020          | -11,028.37         | 572.43            |
| <b>Subtotal</b>  | <b>150,000.00</b> |          | <b>102,992.54</b> |                     | <b>-192,876.29</b> | <b>-89,883.75</b> |

# Tax information

## UNREALISED CAPITAL GAINS SECURITIES

### ACCOUNT NUMBER

003211711

### ACCOUNT NAME

Biddlecombe Pty Ltd ATF Biddlecombe Pty Ltd Pension Fund

### PORTFOLIO NUMBER / CURRENCY

321171019/AUD

### PORTFOLIO NAME

Asset Advisory

### STATEMENT DATE

as at 30 June 2021

| Description   | Quantity       | Acquisition date | Currency   | Acquisition cost     | Tax adjusted cost    | Price         | Market value         | Unrealised capital gain | Unrealised capital loss |
|---|----------------|------------------|------------|----------------------|----------------------|---------------|----------------------|-------------------------|-------------------------|
| <b>TOTAL</b>  |                |                  |            | <b>15,459,498.89</b> | <b>15,430,603.64</b> |               | <b>13,176,748.14</b> | <b>630,956.86</b>       | <b>-2,884,812.36</b>    |
| <b>Alumina Ltd</b>  |                |                  |            |                      |                      |               |                      |                         |                         |
|   | 100,000        | 20.07.2020       | AUD        | 179,552.53           | 179,552.53           |               | 164,500.00           | 0.00                    | -15,052.53              |
| <b>Subtotal</b>   | <b>100,000</b> |                  | <b>AUD</b> | <b>179,552.53</b>    | <b>179,552.53</b>    | <b>1.65</b>   | <b>164,500.00</b>    | <b>0.00</b>             | <b>-15,052.53</b>       |
| <b>Amcor PLC</b>  |                |                  |            |                      |                      |               |                      |                         |                         |
|   | 10,000         | 27.05.2021       | AUD        | 152,594.52           | 152,594.52           |               | 151,300.00           | 0.00                    | -1,294.52               |
| <b>Subtotal</b>   | <b>10,000</b>  |                  | <b>AUD</b> | <b>152,594.52</b>    | <b>152,594.52</b>    | <b>15.13</b>  | <b>151,300.00</b>    | <b>0.00</b>             | <b>-1,294.52</b>        |
| <b>ANZ 3MBBSW+3.80% MAND CON 20.03.2027 call 20.03.2025 (ANZPH)</b> |                |                  |            |                      |                      |               |                      |                         |                         |
|   | 2,000          | 20.07.2018       | AUD        | 203,525.51           | 203,525.51           |               | 212,840.00           | 9,314.49                | 0.00                    |
| <b>Subtotal</b>   | <b>2,000</b>   |                  | <b>AUD</b> | <b>203,525.51</b>    | <b>203,525.51</b>    | <b>106.42</b> | <b>212,840.00</b>    | <b>9,314.49</b>         | <b>0.00</b>             |
| <b>ANZ Capital Notes 6 New Money Bookbuild (ANZZZ)</b>              |                |                  |            |                      |                      |               |                      |                         |                         |
|   | 1,500          | 09.06.2021       | AUD        | 150,000.00           | 150,000.00           |               | 150,000.00           | 0.00                    | 0.00                    |
| <b>Subtotal</b>   | <b>1,500</b>   |                  | <b>AUD</b> | <b>150,000.00</b>    | <b>150,000.00</b>    | <b>100.00</b> | <b>150,000.00</b>    | <b>0.00</b>             | <b>0.00</b>             |
| <b>APA Group – APT Investment Trust</b>                             |                |                  |            |                      |                      |               |                      |                         |                         |
|   | 20,000         | 26.08.2020       | AUD        | 59,743.44            | 57,355.69            |               | 47,063.20            | 0.00                    | -10,292.49              |
|   | 10,000         | 19.01.2021       | AUD        | 25,187.46            | 24,566.04            |               | 23,531.60            | 0.00                    | -1,034.44               |
|   | 10,000         | 08.06.2021       | AUD        | 24,119.38            | 23,497.96            |               | 23,531.60            | 33.64                   | 0.00                    |
| <b>Subtotal</b>   | <b>40,000</b>  |                  | <b>AUD</b> | <b>109,050.28</b>    | <b>105,419.69</b>    | <b>2.35</b>   | <b>94,126.40</b>     | <b>33.64</b>            | <b>-11,326.93</b>       |
| <b>APA Group – Australian Pipeline Trust</b>                        |                |                  |            |                      |                      |               |                      |                         |                         |
|   | 20,000         | 26.08.2020       | AUD        | 151,289.57           | 144,305.47           |               | 130,936.80           | 0.00                    | -13,368.67              |
|   | 10,000         | 19.01.2021       | AUD        | 71,353.20            | 69,490.15            |               | 65,468.40            | 0.00                    | -4,021.75               |
|   | 10,000         | 08.06.2021       | AUD        | 68,327.46            | 66,464.41            |               | 65,468.40            | 0.00                    | -996.01                 |
| <b>Subtotal</b>   | <b>40,000</b>  |                  | <b>AUD</b> | <b>290,970.23</b>    | <b>280,260.03</b>    | <b>6.55</b>   | <b>261,873.60</b>    | <b>0.00</b>             | <b>-18,386.43</b>       |
| <b>Appen Ltd</b>  |                |                  |            |                      |                      |               |                      |                         |                         |
|   | 3,000          | 11.11.2020       | AUD        | 96,819.66            | 96,819.66            |               | 40,800.00            | 0.00                    | -56,019.66              |
|   | 3,000          | 04.12.2020       | AUD        | 89,482.36            | 89,482.36            |               | 40,800.00            | 0.00                    | -48,682.36              |
|   | 4,000          | 27.01.2021       | AUD        | 92,739.15            | 92,739.15            |               | 54,400.00            | 0.00                    | -38,339.15              |
| <b>Subtotal</b>   | <b>10,000</b>  |                  | <b>AUD</b> | <b>279,041.17</b>    | <b>279,041.17</b>    | <b>13.60</b>  | <b>136,000.00</b>    | <b>0.00</b>             | <b>-143,041.17</b>      |
| <b>Apple Inc</b>  |                |                  |            |                      |                      |               |                      |                         |                         |
|   | 600            | 01.09.2020       | AUD        | 107,989.27           | 107,989.27           |               | 109,582.61           | 1,593.34                | 0.00                    |

# Tax information

## UNREALISED CAPITAL GAINS SECURITIES

### ACCOUNT NUMBER

003211711

### ACCOUNT NAME

Biddlecombe Pty Ltd ATF Biddlecombe Pty Ltd Pension Fund

### PORTFOLIO NUMBER / CURRENCY

321171019/AUD

### PORTFOLIO NAME

Asset Advisory

### STATEMENT DATE

as at 30 June 2021

| Description  | Quantity | Acquisition date | Currency | Acquisition cost | Tax adjusted cost | Price  | Market value | Unrealised capital gain | Unrealised capital loss |
|--|----------|------------------|----------|------------------|-------------------|--------|--------------|-------------------------|-------------------------|
| Subtotal   | 600      |                  | AUD      | 107,989.27       | 107,989.27        | 182.64 | 109,582.61   | 1,593.34                | 0.00                    |
| <b>Atlas Arteria – Atlas Arteria International Limited (ATLIX)</b> |          |                  |          |                  |                   |        |              |                         |                         |
|  | 20,000   | 18.08.2020       | AUD      | 123,634.48       | 123,634.48        |        | 124,393.36   | 758.88                  | 0.00                    |
| Subtotal   | 20,000   |                  | AUD      | 123,634.48       | 123,634.48        | 6.22   | 124,393.36   | 758.88                  | 0.00                    |
| <b>Atlas Arteria – Atlas Arteria Limited (ATLAX)</b>               |          |                  |          |                  |                   |        |              |                         |                         |
|  | 20,000   | 18.08.2020       | AUD      | 3,404.64         | 3,404.64          |        | 3,006.64     | 0.00                    | –398.00                 |
| Subtotal   | 20,000   |                  | AUD      | 3,404.64         | 3,404.64          | 0.15   | 3,006.64     | 0.00                    | –398.00                 |
| <b>Australia &amp; New Zealand Banking Group Ltd</b>               |          |                  |          |                  |                   |        |              |                         |                         |
|  | 10,000   | 11.08.2014       | AUD      | 324,820.00       | 324,820.00        |        | 281,500.00   | 0.00                    | –43,320.00              |
|  | 6,000    | 20.10.2014       | AUD      | 195,012.00       | 195,012.00        |        | 168,900.00   | 0.00                    | –26,112.00              |
|  | 4,000    | 30.04.2015       | AUD      | 136,868.00       | 136,868.00        |        | 112,600.00   | 0.00                    | –24,268.00              |
|  | 10,000   | 28.05.2015       | AUD      | 327,850.00       | 327,850.00        |        | 281,500.00   | 0.00                    | –46,350.00              |
| Subtotal   | 30,000   |                  | AUD      | 984,550.00       | 984,550.00        | 28.15  | 844,500.00   | 0.00                    | –140,050.00             |
| <b>BAE Systems PLC</b>   |          |                  |          |                  |                   |        |              |                         |                         |
|  | 11,000   | 12.11.2020       | AUD      | 95,681.60        | 95,681.60         |        | 105,903.83   | 10,222.23               | 0.00                    |
| Subtotal   | 11,000   |                  | AUD      | 95,681.60        | 95,681.60         | 9.63   | 105,903.83   | 10,222.23               | 0.00                    |
| <b>Betashares FTSE 100 ETF</b>                                     |          |                  |          |                  |                   |        |              |                         |                         |
|  | 10,000   | 05.02.2020       | AUD      | 108,754.01       | 108,754.01        |        | 100,000.00   | 0.00                    | –8,754.01               |
|  | 10,000   | 11.02.2020       | AUD      | 109,257.03       | 109,257.03        |        | 100,000.00   | 0.00                    | –9,257.03               |
|  | 10,000   | 20.02.2020       | AUD      | 109,659.45       | 109,659.45        |        | 100,000.00   | 0.00                    | –9,659.45               |
| Subtotal   | 30,000   |                  | AUD      | 327,670.49       | 327,670.49        | 10.00  | 300,000.00   | 0.00                    | –27,670.49              |
| <b>BHP Group Ltd</b>   |          |                  |          |                  |                   |        |              |                         |                         |
|  | 1,000    | 27.10.2020       | AUD      | 35,438.37        | 35,438.37         |        | 48,570.00    | 13,131.63               | 0.00                    |
|  | 2,000    | 29.10.2020       | AUD      | 68,411.40        | 68,411.40         |        | 97,140.00    | 28,728.60               | 0.00                    |
| Subtotal   | 3,000    |                  | AUD      | 103,849.77       | 103,849.77        | 48.57  | 145,710.00   | 41,860.23               | 0.00                    |
| <b>Boral Ltd</b>   |          |                  |          |                  |                   |        |              |                         |                         |
|  | 20,000   | 27.01.2021       | AUD      | 102,587.66       | 102,587.66        |        | 147,000.00   | 44,412.34               | 0.00                    |
| Subtotal   | 20,000   |                  | AUD      | 102,587.66       | 102,587.66        | 7.35   | 147,000.00   | 44,412.34               | 0.00                    |
| <b>CBA 3MBSW+2.75% MAND CON 20.10.2028 call 20.10.2026 (CBAPJ)</b> |          |                  |          |                  |                   |        |              |                         |                         |
|  | 3,250    | 24.02.2021       | AUD      | 325,000.00       | 325,000.00        |        | 328,250.00   | 3,250.00                | 0.00                    |

# Tax information

## UNREALISED CAPITAL GAINS SECURITIES

### ACCOUNT NUMBER

003211711

### ACCOUNT NAME

Biddlecombe Pty Ltd ATF Biddlecombe Pty Ltd Pension Fund

### PORTFOLIO NUMBER / CURRENCY

321171019/AUD

### PORTFOLIO NAME

Asset Advisory

### STATEMENT DATE

as at 30 June 2021

| Description  | Quantity | Acquisition date | Currency | Acquisition cost | Tax adjusted cost | Price  | Market value | Unrealised capital gain | Unrealised capital loss |
|--|----------|------------------|----------|------------------|-------------------|--------|--------------|-------------------------|-------------------------|
| Subtotal   | 3,250    |                  | AUD      | 325,000.00       | 325,000.00        | 101.00 | 328,250.00   | 3,250.00                | 0.00                    |
| <b>CBA 3MBBSW+2.80% MAND CON 15.12.2024 call 15.12.2022 (CBAPD)</b>        |          |                  |          |                  |                   |        |              |                         |                         |
|  | 1,000    | 15.03.2019       | AUD      | 97,913.09        | 97,913.09         |        | 101,350.00   | 3,436.91                | 0.00                    |
|  | 2,000    | 07.11.2019       | AUD      | 202,432.18       | 202,432.18        |        | 202,700.00   | 267.82                  | 0.00                    |
| Subtotal   | 3,000    |                  | AUD      | 300,345.27       | 300,345.27        | 101.35 | 304,050.00   | 3,704.73                | 0.00                    |
| <b>Challenger Ltd</b>  |          |                  |          |                  |                   |        |              |                         |                         |
|  | 10,000   | 09.07.2018       | AUD      | 119,679.14       | 119,679.14        |        | 54,100.00    | 0.00                    | -65,579.14              |
|  | 10,000   | 17.08.2018       | AUD      | 114,579.27       | 114,579.27        |        | 54,100.00    | 0.00                    | -60,479.27              |
|  | 10,000   | 22.02.2019       | AUD      | 82,418.70        | 82,418.70         |        | 54,100.00    | 0.00                    | -28,318.70              |
| Subtotal   | 30,000   |                  | AUD      | 316,677.11       | 316,677.11        | 5.41   | 162,300.00   | 0.00                    | -154,377.11             |
| <b>CIMIC Group Ltd</b>   |          |                  |          |                  |                   |        |              |                         |                         |
|  | 5,000    | 24.01.2020       | AUD      | 144,469.42       | 144,469.42        |        | 98,900.00    | 0.00                    | -45,569.42              |
|  | 5,000    | 14.02.2020       | AUD      | 137,949.33       | 137,949.33        |        | 98,900.00    | 0.00                    | -39,049.33              |
| Subtotal   | 10,000   |                  | AUD      | 282,418.75       | 282,418.75        | 19.78  | 197,800.00   | 0.00                    | -84,618.75              |
| <b>Commonwealth Bank of Australia</b>                                      |          |                  |          |                  |                   |        |              |                         |                         |
|  | 2,000    | 26.08.2020       | AUD      | 138,597.77       | 138,597.77        |        | 199,740.00   | 61,142.23               | 0.00                    |
| Subtotal   | 2,000    |                  | AUD      | 138,597.77       | 138,597.77        | 99.87  | 199,740.00   | 61,142.23               | 0.00                    |
| <b>Crown Resorts Ltd</b>   |          |                  |          |                  |                   |        |              |                         |                         |
|  | 20,000   | 19.02.2015       | AUD      | 300,360.00       | 300,360.00        |        | 238,200.00   | 0.00                    | -62,160.00              |
|  | 10,000   | 29.05.2019       | AUD      | 130,438.30       | 130,438.30        |        | 119,100.00   | 0.00                    | -11,338.30              |
| Subtotal   | 30,000   |                  | AUD      | 430,798.30       | 430,798.30        | 11.91  | 357,300.00   | 0.00                    | -73,498.30              |
| <b>CSL Ltd</b>   |          |                  |          |                  |                   |        |              |                         |                         |
|  | 500      | 23.07.2020       | AUD      | 141,852.80       | 141,852.80        |        | 142,595.00   | 742.20                  | 0.00                    |
|  | 500      | 27.01.2021       | AUD      | 137,452.89       | 137,452.89        |        | 142,595.00   | 5,142.11                | 0.00                    |
| Subtotal   | 1,000    |                  | AUD      | 279,305.69       | 279,305.69        | 285.19 | 285,190.00   | 5,884.31                | 0.00                    |
| <b>Dalrymple Bay Infrastructure Ltd – Dalrymple Bay Infrastructure Ltd</b> |          |                  |          |                  |                   |        |              |                         |                         |
|  | 74,200   | 20.11.2020       | AUD      | 131,330.96       | 131,330.96        |        | 99,802.71    | 0.00                    | -31,528.25              |
| Subtotal   | 74,200   |                  | AUD      | 131,330.96       | 131,330.96        | 1.35   | 99,802.71    | 0.00                    | -31,528.25              |
| <b>Downer EDI Ltd</b>  |          |                  |          |                  |                   |        |              |                         |                         |
|  | 20,000   | 03.03.2021       | AUD      | 100,091.45       | 100,091.45        |        | 111,800.00   | 11,708.55               | 0.00                    |



# Tax information

## UNREALISED CAPITAL GAINS SECURITIES

### ACCOUNT NUMBER

003211711

### ACCOUNT NAME

Biddlecombe Pty Ltd ATF Biddlecombe Pty Ltd Pension Fund

### PORTFOLIO NUMBER / CURRENCY

321171019/AUD

### PORTFOLIO NAME

Asset Advisory

### STATEMENT DATE

as at 30 June 2021

| Description                           | Quantity | Acquisition date | Currency | Acquisition cost | Tax adjusted cost | Price  | Market value | Unrealised capital gain | Unrealised capital loss |
|---------------------------------------|----------|------------------|----------|------------------|-------------------|--------|--------------|-------------------------|-------------------------|
| Subtotal                              | 20,000   |                  | AUD      | 100,091.45       | 100,091.45        | 5.59   | 111,800.00   | 11,708.55               | 0.00                    |
| <b>Flight Centre Travel Group Ltd</b> |          |                  |          |                  |                   |        |              |                         |                         |
|                                       | 665      | 07.04.2020       | AUD      | 4,788.00         | 4,788.00          |        | 9,875.25     | 5,087.25                | 0.00                    |
| Subtotal                              | 665      |                  | AUD      | 4,788.00         | 4,788.00          | 14.85  | 9,875.25     | 5,087.25                | 0.00                    |
| <b>Galaxy Resources Ltd</b>           |          |                  |          |                  |                   |        |              |                         |                         |
|                                       | 20,650   | 26.11.2020       | AUD      | 35,105.00        | 35,105.00         |        | 75,785.50    | 40,680.50               | 0.00                    |
| Subtotal                              | 20,650   |                  | AUD      | 35,105.00        | 35,105.00         | 3.67   | 75,785.50    | 40,680.50               | 0.00                    |
| <b>Gilead Sciences Inc</b>            |          |                  |          |                  |                   |        |              |                         |                         |
|                                       | 500      | 01.05.2020       | AUD      | 63,726.48        | 63,726.48         |        | 45,912.79    | 0.00                    | -17,813.69              |
|                                       | 300      | 24.08.2020       | AUD      | 28,028.88        | 28,028.88         |        | 27,547.67    | 0.00                    | -481.21                 |
| Subtotal                              | 800      |                  | AUD      | 91,755.36        | 91,755.36         | 91.83  | 73,460.46    | 0.00                    | -18,294.90              |
| <b>Graincorp Limited</b>              |          |                  |          |                  |                   |        |              |                         |                         |
|                                       | 5,000    | 24.08.2020       | AUD      | 21,778.48        | 21,778.48         |        | 25,800.00    | 4,021.52                | 0.00                    |
|                                       | 20,000   | 14.10.2020       | AUD      | 80,886.42        | 80,886.42         |        | 103,200.00   | 22,313.58               | 0.00                    |
| Subtotal                              | 25,000   |                  | AUD      | 102,664.90       | 102,664.90        | 5.16   | 129,000.00   | 26,335.10               | 0.00                    |
| <b>Humm Group Ltd</b>                 |          |                  |          |                  |                   |        |              |                         |                         |
|                                       | 100,000  | 18.02.2021       | AUD      | 129,060.54       | 129,060.54        |        | 99,000.00    | 0.00                    | -30,060.54              |
| Subtotal                              | 100,000  |                  | AUD      | 129,060.54       | 129,060.54        | 0.99   | 99,000.00    | 0.00                    | -30,060.54              |
| <b>Incitec Pivot Ltd</b>              |          |                  |          |                  |                   |        |              |                         |                         |
|                                       | 50,000   | 06.04.2021       | AUD      | 133,648.84       | 133,648.84        |        | 119,000.00   | 0.00                    | -14,648.84              |
|                                       | 50,000   | 26.04.2021       | AUD      | 133,804.65       | 133,804.65        |        | 119,000.00   | 0.00                    | -14,804.65              |
| Subtotal                              | 100,000  |                  | AUD      | 267,453.49       | 267,453.49        | 2.38   | 238,000.00   | 0.00                    | -29,453.49              |
| <b>JPMorgan Chase &amp; Co</b>        |          |                  |          |                  |                   |        |              |                         |                         |
|                                       | 450      | 06.07.2020       | AUD      | 61,558.98        | 61,558.98         |        | 93,336.44    | 31,777.46               | 0.00                    |
| Subtotal                              | 450      |                  | AUD      | 61,558.98        | 61,558.98         | 207.41 | 93,336.44    | 31,777.46               | 0.00                    |
| <b>Karoon Energy Ltd</b>              |          |                  |          |                  |                   |        |              |                         |                         |
|                                       | 100,000  | 07.04.2021       | AUD      | 109,736.37       | 109,736.37        |        | 133,000.00   | 23,263.63               | 0.00                    |
| Subtotal                              | 100,000  |                  | AUD      | 109,736.37       | 109,736.37        | 1.33   | 133,000.00   | 23,263.63               | 0.00                    |
| <b>KKR Credit Income Fund</b>         |          |                  |          |                  |                   |        |              |                         |                         |
|                                       | 40,000   | 19.12.2019       | AUD      | 99,598.95        | 97,098.54         |        | 91,200.00    | 0.00                    | -5,898.54               |
|                                       | 60,000   | 06.01.2020       | AUD      | 150,303.87       | 146,553.30        |        | 136,800.00   | 0.00                    | -9,753.30               |

## Tax information

### UNREALISED CAPITAL GAINS SECURITIES

#### ACCOUNT NUMBER

003211711

#### ACCOUNT NAME

Biddlecombe Pty Ltd ATF Biddlecombe Pty Ltd Pension Fund

#### PORTFOLIO NUMBER / CURRENCY

321171019/AUD

#### PORTFOLIO NAME

Asset Advisory

#### STATEMENT DATE

as at 30 June 2021

| Description   | Quantity       | Acquisition date | Currency   | Acquisition cost  | Tax adjusted cost | Price         | Market value      | Unrealised capital gain | Unrealised capital loss |
|---|----------------|------------------|------------|-------------------|-------------------|---------------|-------------------|-------------------------|-------------------------|
| <b>Subtotal</b>   | <b>100,000</b> |                  | <b>AUD</b> | <b>249,902.82</b> | <b>243,651.84</b> | <b>2.28</b>   | <b>228,000.00</b> | <b>0.00</b>             | <b>-15,651.84</b>       |
| <b>Lloyds Banking Group PLC</b>   |                |                  |            |                   |                   |               |                   |                         |                         |
|   | 100,000        | 03.03.2020       | AUD        | 100,661.67        | 100,661.67        |               | 86,113.72         | 0.00                    | -14,547.95              |
|   | 50,000         | 17.03.2021       | AUD        | 38,062.09         | 38,062.09         |               | 43,056.86         | 4,994.77                | 0.00                    |
| <b>Subtotal</b>   | <b>150,000</b> |                  | <b>AUD</b> | <b>138,723.76</b> | <b>138,723.76</b> | <b>0.86</b>   | <b>129,170.58</b> | <b>4,994.77</b>         | <b>-14,547.95</b>       |
| <b>Macquarie Bank 3MBBSW+4.70% MAND CON 21.12.2028 call 21.12.2025 (MBLPC)</b>      |                |                  |            |                   |                   |               |                   |                         |                         |
|   | 1,700          | 12.05.2020       | AUD        | 170,000.00        | 170,000.00        |               | 185,045.00        | 15,045.00               | 0.00                    |
| <b>Subtotal</b>   | <b>1,700</b>   |                  | <b>AUD</b> | <b>170,000.00</b> | <b>170,000.00</b> | <b>108.85</b> | <b>185,045.00</b> | <b>15,045.00</b>        | <b>0.00</b>             |
| <b>Macquarie Group Ltd 3MBBSW+2.90% MAND CON 18.09.2030 CALL 18.08.2027 (MQGPE)</b> |                |                  |            |                   |                   |               |                   |                         |                         |
|   | 1,900          | 19.02.2021       | AUD        | 190,000.00        | 190,000.00        |               | 190,760.00        | 760.00                  | 0.00                    |
| <b>Subtotal</b>   | <b>1,900</b>   |                  | <b>AUD</b> | <b>190,000.00</b> | <b>190,000.00</b> | <b>100.40</b> | <b>190,760.00</b> | <b>760.00</b>           | <b>0.00</b>             |
| <b>Magellan Global Fund (Closed Class Units)</b>                                    |                |                  |            |                   |                   |               |                   |                         |                         |
|   | 76,904         | 07.12.2020       | AUD        | 150,870.08        | 150,870.08        |               | 139,196.24        | 0.00                    | -11,673.84              |
|   | 23,096         | 09.12.2020       | AUD        | 43,524.82         | 43,524.82         |               | 41,803.76         | 0.00                    | -1,721.06               |
| <b>Subtotal</b>   | <b>100,000</b> |                  | <b>AUD</b> | <b>194,394.90</b> | <b>194,394.90</b> | <b>1.81</b>   | <b>181,000.00</b> | <b>0.00</b>             | <b>-13,394.90</b>       |
| <b>Magellan Global Fund Options EXP 01/03/2024</b>                                  |                |                  |            |                   |                   |               |                   |                         |                         |
|   | 38,452         | 07.12.2020       | AUD        | 0.00              | 0.00              |               | 1,076.66          | 1,076.66                | 0.00                    |
|   | 11,548         | 09.12.2020       | AUD        | 0.00              | 0.00              |               | 323.34            | 323.34                  | 0.00                    |
| <b>Subtotal</b>   | <b>50,000</b>  |                  | <b>AUD</b> | <b>0.00</b>       | <b>0.00</b>       | <b>0.03</b>   | <b>1,400.00</b>   | <b>1,400.00</b>         | <b>0.00</b>             |
| <b>Microsoft Corp</b>   |                |                  |            |                   |                   |               |                   |                         |                         |
|   | 400            | 05.05.2020       | AUD        | 113,430.66        | 113,430.66        |               | 144,499.27        | 31,068.61               | 0.00                    |
| <b>Subtotal</b>   | <b>400</b>     |                  | <b>AUD</b> | <b>113,430.66</b> | <b>113,430.66</b> | <b>361.25</b> | <b>144,499.27</b> | <b>31,068.61</b>        | <b>0.00</b>             |
| <b>Moderna Inc</b>  |                |                  |            |                   |                   |               |                   |                         |                         |
|   | 350            | 16.07.2020       | AUD        | 40,793.93         | 40,793.93         |               | 109,671.96        | 68,878.03               | 0.00                    |
| <b>Subtotal</b>   | <b>350</b>     |                  | <b>AUD</b> | <b>40,793.93</b>  | <b>40,793.93</b>  | <b>313.35</b> | <b>109,671.96</b> | <b>68,878.03</b>        | <b>0.00</b>             |
| <b>Monadelphous Group Ltd</b>   |                |                  |            |                   |                   |               |                   |                         |                         |
|   | 10,000         | 28.05.2021       | AUD        | 102,374.51        | 102,374.51        |               | 104,500.00        | 2,125.49                | 0.00                    |
|   | 10,000         | 16.06.2021       | AUD        | 96,596.57         | 96,596.57         |               | 104,500.00        | 7,903.43                | 0.00                    |
| <b>Subtotal</b>   | <b>20,000</b>  |                  | <b>AUD</b> | <b>198,971.08</b> | <b>198,971.08</b> | <b>10.45</b>  | <b>209,000.00</b> | <b>10,028.92</b>        | <b>0.00</b>             |
| <b>National Australia Bank Ltd</b>  |                |                  |            |                   |                   |               |                   |                         |                         |
|   | 2,880          | 29.05.2014       | AUD        | 96,356.16         | 96,356.16         |               | 75,513.60         | 0.00                    | -20,842.56              |

## Tax information

### UNREALISED CAPITAL GAINS SECURITIES

#### ACCOUNT NUMBER

003211711

#### ACCOUNT NAME

Biddlecombe Pty Ltd ATF Biddlecombe Pty Ltd Pension Fund

#### PORTFOLIO NUMBER / CURRENCY

321171019/AUD

#### PORTFOLIO NAME

Asset Advisory

#### STATEMENT DATE

as at 30 June 2021

| Description  | Quantity | Acquisition date | Currency | Acquisition cost | Tax adjusted cost | Price | Market value | Unrealised capital gain | Unrealised capital loss |
|--|----------|------------------|----------|------------------|-------------------|-------|--------------|-------------------------|-------------------------|
|  | 10,000   | 13.04.2017       | AUD      | 332,135.56       | 332,135.56        |       | 262,200.00   | 0.00                    | -69,935.56              |
|  | 10,000   | 08.05.2017       | AUD      | 331,177.22       | 331,177.22        |       | 262,200.00   | 0.00                    | -68,977.22              |
|  | 5,000    | 05.09.2019       | AUD      | 138,849.31       | 138,849.31        |       | 131,100.00   | 0.00                    | -7,749.31               |
|  | 2,120    | 19.05.2020       | AUD      | 29,998.00        | 29,998.00         |       | 55,586.40    | 25,588.40               | 0.00                    |
| Subtotal   | 30,000   |                  | AUD      | 928,516.25       | 928,516.25        | 26.22 | 786,600.00   | 25,588.40               | -167,504.65             |
| <b>Newcrest Mining Ltd</b>                               |          |                  |          |                  |                   |       |              |                         |                         |
|  | 5,000    | 30.06.2021       | AUD      | 127,541.99       | 127,541.99        |       | 126,400.00   | 0.00                    | -1,141.99               |
| Subtotal   | 5,000    |                  | AUD      | 127,541.99       | 127,541.99        | 25.28 | 126,400.00   | 0.00                    | -1,141.99               |
| <b>Orica Ltd</b>   |          |                  |          |                  |                   |       |              |                         |                         |
|  | 10,000   | 29.04.2020       | AUD      | 169,920.68       | 169,920.68        |       | 132,800.00   | 0.00                    | -37,120.68              |
|  | 10,000   | 21.01.2021       | AUD      | 158,887.93       | 158,887.93        |       | 132,800.00   | 0.00                    | -26,087.93              |
| Subtotal   | 20,000   |                  | AUD      | 328,808.61       | 328,808.61        | 13.28 | 265,600.00   | 0.00                    | -63,208.61              |
| <b>Origin Energy Ltd</b>                                 |          |                  |          |                  |                   |       |              |                         |                         |
|  | 30,000   | 14.07.2015       | AUD      | 333,720.00       | 333,720.00        |       | 135,300.00   | 0.00                    | -198,420.00             |
|  | 10,000   | 30.04.2019       | AUD      | 74,178.22        | 74,178.22         |       | 45,100.00    | 0.00                    | -29,078.22              |
|  | 10,000   | 23.07.2019       | AUD      | 77,082.99        | 77,082.99         |       | 45,100.00    | 0.00                    | -31,982.99              |
| Subtotal   | 50,000   |                  | AUD      | 484,981.21       | 484,981.21        | 4.51  | 225,500.00   | 0.00                    | -259,481.21             |
| <b>Pfizer Inc</b>  |          |                  |          |                  |                   |       |              |                         |                         |
|  | 2,000    | 19.11.2020       | AUD      | 102,020.98       | 102,020.98        |       | 104,440.59   | 2,419.61                | 0.00                    |
| Subtotal   | 2,000    |                  | AUD      | 102,020.98       | 102,020.98        | 52.22 | 104,440.59   | 2,419.61                | 0.00                    |
| <b>Ping An Healthcare and Technology Company Limited</b> |          |                  |          |                  |                   |       |              |                         |                         |
|  | 4,500    | 16.02.2021       | AUD      | 102,968.65       | 102,968.65        |       | 74,736.07    | 0.00                    | -28,232.58              |
| Subtotal   | 4,500    |                  | AUD      | 102,968.65       | 102,968.65        | 16.61 | 74,736.07    | 0.00                    | -28,232.58              |
| <b>Platinum Capital Limited PMC</b>                      |          |                  |          |                  |                   |       |              |                         |                         |
|  | 46,284   | 13.06.2018       | AUD      | 96,220.53        | 96,220.53         |       | 70,351.68    | 0.00                    | -25,868.85              |
|  | 53,716   | 21.06.2018       | AUD      | 111,392.44       | 111,392.44        |       | 81,648.32    | 0.00                    | -29,744.12              |
|  | 100,000  | 19.07.2019       | AUD      | 174,223.24       | 174,223.24        |       | 152,000.00   | 0.00                    | -22,223.24              |
| Subtotal   | 200,000  |                  | AUD      | 381,836.21       | 381,836.21        | 1.52  | 304,000.00   | 0.00                    | -77,836.21              |
| <b>Qantas Airways Ltd</b>                                |          |                  |          |                  |                   |       |              |                         |                         |
|  | 10,000   | 31.01.2019       | AUD      | 54,783.59        | 54,783.59         |       | 46,600.00    | 0.00                    | -8,183.59               |
|  | 20,000   | 31.05.2019       | AUD      | 111,271.72       | 111,271.72        |       | 93,200.00    | 0.00                    | -18,071.72              |

## Tax information

### UNREALISED CAPITAL GAINS SECURITIES

#### ACCOUNT NUMBER

003211711

#### ACCOUNT NAME

Biddlecombe Pty Ltd ATF Biddlecombe Pty Ltd Pension Fund

#### PORTFOLIO NUMBER / CURRENCY

321171019/AUD

#### PORTFOLIO NAME

Asset Advisory

#### STATEMENT DATE

as at 30 June 2021

| Description                                     | Quantity | Acquisition date | Currency | Acquisition cost | Tax adjusted cost | Price | Market value | Unrealised capital gain | Unrealised capital loss |
|---|----------|------------------|----------|------------------|-------------------|-------|--------------|-------------------------|-------------------------|
|   | 20,000   | 24.01.2020       | AUD      | 136,507.91       | 136,507.91        |       | 93,200.00    | 0.00                    | -43,307.91              |
|   | 13,505   | 26.06.2020       | AUD      | 49,293.25        | 49,293.25         |       | 62,933.30    | 13,640.05               | 0.00                    |
| Subtotal  | 63,505   |                  | AUD      | 351,856.47       | 351,856.47        | 4.66  | 295,933.30   | 13,640.05               | -69,563.22              |
| <b>Royal Dutch Shell PLC (B)</b>                |          |                  |          |                  |                   |       |              |                         |                         |
|   | 3,000    | 03.03.2020       | AUD      | 104,483.96       | 104,483.96        |       | 77,408.29    | 0.00                    | -27,075.67              |
| Subtotal  | 3,000    |                  | AUD      | 104,483.96       | 104,483.96        | 25.80 | 77,408.29    | 0.00                    | -27,075.67              |
| <b>Sandfire Resources Ltd</b>                   |          |                  |          |                  |                   |       |              |                         |                         |
|   | 10,000   | 24.11.2020       | AUD      | 45,121.35        | 45,121.35         |       | 68,300.00    | 23,178.65               | 0.00                    |
| Subtotal  | 10,000   |                  | AUD      | 45,121.35        | 45,121.35         | 6.83  | 68,300.00    | 23,178.65               | 0.00                    |
| <b>Seven Group Holdings Ltd</b>                 |          |                  |          |                  |                   |       |              |                         |                         |
|   | 5,000    | 04.06.2021       | AUD      | 103,392.94       | 103,392.94        |       | 101,750.00   | 0.00                    | -1,642.94               |
| Subtotal  | 5,000    |                  | AUD      | 103,392.94       | 103,392.94        | 20.35 | 101,750.00   | 0.00                    | -1,642.94               |
| <b>Spark Infrastructure Group – Spark Trust</b> |          |                  |          |                  |                   |       |              |                         |                         |
|   | 50,000   | 10.01.2020       | AUD      | 73,649.15        | 68,774.21         |       | 79,998.75    | 11,224.54               | 0.00                    |
|   | 50,000   | 19.11.2020       | AUD      | 72,047.12        | 70,897.18         |       | 79,998.75    | 9,101.57                | 0.00                    |
| Subtotal  | 100,000  |                  | AUD      | 145,696.27       | 139,671.39        | 1.60  | 159,997.50   | 20,326.11               | 0.00                    |
| <b>Strike Energy Ltd</b>                        |          |                  |          |                  |                   |       |              |                         |                         |
|   | 25,280   | 19.04.2021       | AUD      | 7,584.00         | 7,584.00          |       | 8,089.60     | 505.60                  | 0.00                    |
| Subtotal  | 25,280   |                  | AUD      | 7,584.00         | 7,584.00          | 0.32  | 8,089.60     | 505.60                  | 0.00                    |
| <b>Sydney Airport – Sydney Airport Limited</b>  |          |                  |          |                  |                   |       |              |                         |                         |
|   | 20,000   | 15.06.2020       | AUD      | 115,250.62       | 115,250.62        |       | 100,873.38   | 0.00                    | -14,377.24              |
|   | 3,883    | 27.08.2020       | AUD      | 15,803.03        | 15,803.03         |       | 19,584.57    | 3,781.54                | 0.00                    |
| Subtotal  | 23,883   |                  | AUD      | 131,053.65       | 131,053.65        | 5.04  | 120,457.95   | 3,781.54                | -14,377.24              |
| <b>Sydney Airport – Sydney Airport Trust 1</b>  |          |                  |          |                  |                   |       |              |                         |                         |
|   | 20,000   | 15.06.2020       | AUD      | 14,006.64        | 14,006.64         |       | 14,926.62    | 919.98                  | 0.00                    |
|   | 3,883    | 27.08.2020       | AUD      | 2,067.37         | 2,067.37          |       | 2,898.00     | 830.63                  | 0.00                    |
| Subtotal  | 23,883   |                  | AUD      | 16,074.01        | 16,074.01         | 0.75  | 17,824.62    | 1,750.61                | 0.00                    |
| <b>Tabcorp Holdings Limited</b>                 |          |                  |          |                  |                   |       |              |                         |                         |
|   | 20,909   | 26.05.2020       | AUD      | 69,832.55        | 69,832.55         |       | 108,308.62   | 38,476.07               | 0.00                    |
|   | 9,091    | 07.09.2020       | AUD      | 29,545.75        | 29,545.75         |       | 47,091.38    | 17,545.63               | 0.00                    |

# Tax information

## UNREALISED CAPITAL GAINS SECURITIES

### ACCOUNT NUMBER

003211711

### ACCOUNT NAME

Biddlecombe Pty Ltd ATF Biddlecombe Pty Ltd Pension Fund

### PORTFOLIO NUMBER / CURRENCY

321171019/AUD

### PORTFOLIO NAME

Asset Advisory

### STATEMENT DATE

as at 30 June 2021

| Description  | Quantity       | Acquisition date | Currency   | Acquisition cost    | Tax adjusted cost   | Price       | Market value        | Unrealised capital gain | Unrealised capital loss |
|--|----------------|------------------|------------|---------------------|---------------------|-------------|---------------------|-------------------------|-------------------------|
| <b>Subtotal</b>  | <b>30,000</b>  |                  | <b>AUD</b> | <b>99,378.30</b>    | <b>99,378.30</b>    | <b>5.18</b> | <b>155,400.00</b>   | <b>56,021.70</b>        | <b>0.00</b>             |
| <b>Tamboran Resources Ltd</b>                              |                |                  |            |                     |                     |             |                     |                         |                         |
|  | 250,000        | 14.05.2021       | AUD        | 100,000.00          | 100,000.00          |             | 100,000.00          | 0.00                    | 0.00                    |
| <b>Subtotal</b>  | <b>250,000</b> |                  | <b>AUD</b> | <b>100,000.00</b>   | <b>100,000.00</b>   | <b>0.40</b> | <b>100,000.00</b>   | <b>0.00</b>             | <b>0.00</b>             |
| <b>Telstra Corporation Ltd</b>                             |                |                  |            |                     |                     |             |                     |                         |                         |
|  | 70,000         | 10.03.2015       | AUD        | 431,900.00          | 431,900.00          |             | 263,200.00          | 0.00                    | -168,700.00             |
|  | 130,000        | 09.04.2015       | AUD        | 830,180.00          | 830,180.00          |             | 488,800.00          | 0.00                    | -341,380.00             |
|  | 20,000         | 12.08.2016       | AUD        | 110,814.19          | 110,814.19          |             | 75,200.00           | 0.00                    | -35,614.19              |
|  | 18,664         | 16.08.2016       | AUD        | 103,034.73          | 103,034.73          |             | 70,176.64           | 0.00                    | -32,858.09              |
|  | 11,336         | 13.10.2016       | AUD        | 58,057.27           | 58,057.27           |             | 42,623.36           | 0.00                    | -15,433.91              |
|  | 50,000         | 16.02.2017       | AUD        | 248,749.18          | 248,749.18          |             | 188,000.00          | 0.00                    | -60,749.18              |
| <b>Subtotal</b>  | <b>300,000</b> |                  | <b>AUD</b> | <b>1,782,735.37</b> | <b>1,782,735.37</b> | <b>3.76</b> | <b>1,128,000.00</b> | <b>0.00</b>             | <b>-654,735.37</b>      |
| <b>The a2 Milk Company Ltd</b>                             |                |                  |            |                     |                     |             |                     |                         |                         |
|  | 10,000         | 04.11.2020       | AUD        | 133,484.76          | 133,484.76          |             | 60,000.00           | 0.00                    | -73,484.76              |
|  | 10,000         | 24.11.2020       | AUD        | 138,477.39          | 138,477.39          |             | 60,000.00           | 0.00                    | -78,477.39              |
| <b>Subtotal</b>  | <b>20,000</b>  |                  | <b>AUD</b> | <b>271,962.15</b>   | <b>271,962.15</b>   | <b>6.00</b> | <b>120,000.00</b>   | <b>0.00</b>             | <b>-151,962.15</b>      |
| <b>Transurban Group – Transurban Holding Trust</b>         |                |                  |            |                     |                     |             |                     |                         |                         |
|  | 10,000         | 02.12.2020       | AUD        | 87,119.41           | 85,568.25           |             | 91,641.20           | 6,072.95                | 0.00                    |
|  | 10,000         | 15.01.2021       | AUD        | 80,606.21           | 79,878.77           |             | 91,641.20           | 11,762.43               | 0.00                    |
| <b>Subtotal</b>  | <b>20,000</b>  |                  | <b>AUD</b> | <b>167,725.62</b>   | <b>165,447.02</b>   | <b>9.16</b> | <b>183,282.40</b>   | <b>17,835.38</b>        | <b>0.00</b>             |
| <b>Transurban Group – Transurban Holdings Limited</b>      |                |                  |            |                     |                     |             |                     |                         |                         |
|  | 10,000         | 02.12.2020       | AUD        | 37,286.94           | 37,286.94           |             | 35,375.78           | 0.00                    | -1,911.16               |
|  | 10,000         | 15.01.2021       | AUD        | 34,499.31           | 34,499.31           |             | 35,375.78           | 876.47                  | 0.00                    |
| <b>Subtotal</b>  | <b>20,000</b>  |                  | <b>AUD</b> | <b>71,786.25</b>    | <b>71,786.25</b>    | <b>3.54</b> | <b>70,751.56</b>    | <b>876.47</b>           | <b>-1,911.16</b>        |
| <b>Transurban Group – Transurban International Limited</b> |                |                  |            |                     |                     |             |                     |                         |                         |
|  | 10,000         | 02.12.2020       | AUD        | 15,454.64           | 15,454.64           |             | 15,283.02           | 0.00                    | -171.62                 |
|  | 10,000         | 15.01.2021       | AUD        | 14,299.22           | 14,299.22           |             | 15,283.02           | 983.80                  | 0.00                    |
| <b>Subtotal</b>  | <b>20,000</b>  |                  | <b>AUD</b> | <b>29,753.86</b>    | <b>29,753.86</b>    | <b>1.53</b> | <b>30,566.04</b>    | <b>983.80</b>           | <b>-171.62</b>          |
| <b>Unilever PLC</b>  |                |                  |            |                     |                     |             |                     |                         |                         |
|  | 1,400          | 05.02.2021       | AUD        | 104,652.94          | 104,652.94          |             | 109,236.61          | 4,583.67                | 0.00                    |

# Tax information

## UNREALISED CAPITAL GAINS SECURITIES

### ACCOUNT NUMBER

003211711

### ACCOUNT NAME

Biddlecombe Pty Ltd ATF Biddlecombe Pty Ltd Pension Fund

### PORTFOLIO NUMBER / CURRENCY

321171019/AUD

### PORTFOLIO NAME

Asset Advisory

### STATEMENT DATE

as at 30 June 2021

| Description            | Quantity | Acquisition date | Currency | Acquisition cost | Tax adjusted cost | Price | Market value | Unrealised capital gain | Unrealised capital loss |
|------------------------|----------|------------------|----------|------------------|-------------------|-------|--------------|-------------------------|-------------------------|
| Subtotal               | 1,400    |                  | AUD      | 104,652.94       | 104,652.94        | 78.03 | 109,236.61   | 4,583.67                | 0.00                    |
| Westpac Banking Corp   |          |                  |          |                  |                   |       |              |                         |                         |
|                        | 1,000    | 20.10.2014       | AUD      | 33,615.00        | 33,615.00         |       | 25,810.00    | 0.00                    | -7,805.00               |
|                        | 9,000    | 05.05.2015       | AUD      | 319,374.00       | 319,374.00        |       | 232,290.00   | 0.00                    | -87,084.00              |
|                        | 10,000   | 11.05.2017       | AUD      | 331,859.15       | 331,859.15        |       | 258,100.00   | 0.00                    | -73,759.15              |
|                        | 5,000    | 28.11.2017       | AUD      | 158,878.45       | 158,878.45        |       | 129,050.00   | 0.00                    | -29,828.45              |
|                        | 5,000    | 20.12.2017       | AUD      | 158,816.79       | 158,816.79        |       | 129,050.00   | 0.00                    | -29,766.79              |
| Subtotal               | 30,000   |                  | AUD      | 1,002,543.39     | 1,002,543.39      | 25.81 | 774,300.00   | 0.00                    | -228,243.39             |
| Whitehaven Coal Ltd    |          |                  |          |                  |                   |       |              |                         |                         |
|                        | 50,000   | 17.04.2020       | AUD      | 90,738.97        | 90,738.97         |       | 97,000.00    | 6,261.03                | 0.00                    |
| Subtotal               | 50,000   |                  | AUD      | 90,738.97        | 90,738.97         | 1.94  | 97,000.00    | 6,261.03                | 0.00                    |
| Woodside Petroleum Ltd |          |                  |          |                  |                   |       |              |                         |                         |
|                        | 10,000   | 03.07.2014       | AUD      | 415,250.00       | 415,250.00        |       | 222,100.00   | 0.00                    | -193,150.00             |
|                        | 5,000    | 23.07.2019       | AUD      | 169,843.38       | 169,843.38        |       | 111,050.00   | 0.00                    | -58,793.38              |
|                        | 5,000    | 30.07.2019       | AUD      | 174,184.87       | 174,184.87        |       | 111,050.00   | 0.00                    | -63,134.87              |
| Subtotal               | 20,000   |                  | AUD      | 759,278.25       | 759,278.25        | 22.21 | 444,200.00   | 0.00                    | -315,078.25             |

## Tax information

### UNREALISED FIXED INCOME SECURITIES

#### ACCOUNT NUMBER

003211711

#### ACCOUNT NAME

Biddlecombe Pty Ltd ATF Biddlecombe Pty Ltd Pension Fund

#### PORTFOLIO NUMBER / CURRENCY

321171019/AUD

#### PORTFOLIO NAME

Asset Advisory

#### STATEMENT DATE

as at 30 June 2021

| Description  | Quantity       | Acquisition date | Currency | Acquisition cost  | Price    | Market value      | Unrealised capital gain | Unrealised capital loss |
|--|----------------|------------------|----------|-------------------|----------|-------------------|-------------------------|-------------------------|
| <b>TOTAL</b>   | <b>174,200</b> |                  |          | <b>169,004.56</b> |          | <b>121,019.79</b> | <b>0.00</b>             | <b>-47,984.77</b>       |
| <b>Dalrymple Bay Infrastructure Ltd – DBI Notes mature on 30/09/2030</b> |                |                  |          |                   |          |                   |                         |                         |
|  | 74,200         | 20.11.2020       | AUD      | 56,023.87         |          | 56,017.29         | 0.00                    | -6.58                   |
| Subtotal   | 74,200         |                  | AUD      | 56,023.87         | 0.75495  | 56,017.29         | 0.00                    | -6.58                   |
| <b>Spark Infrastructure Group – Loan Notes Mat 2105</b>                  |                |                  |          |                   |          |                   |                         |                         |
|  | 16,666.666667  | 20.02.2019       | AUD      | 33,933.93         |          | 10,833.75         | 0.00                    | -23,100.18              |
|  | 16,666.666667  | 27.08.2019       | AUD      | 34,827.58         |          | 10,833.75         | 0.00                    | -23,993.83              |
|  | 33,333.333333  | 10.01.2020       | AUD      | 22,162.44         |          | 21,667.50         | 0.00                    | -494.94                 |
|  | 33,333.333333  | 19.11.2020       | AUD      | 22,056.74         |          | 21,667.50         | 0.00                    | -389.24                 |
| Subtotal   | 100,000        |                  | AUD      | 112,980.69        | 0.650025 | 65,002.50         | 0.00                    | -47,978.19              |

## Important information

### FOREIGN EXCHANGE RATES

#### ACCOUNT NUMBER

003211711

#### ACCOUNT NAME

Biddlecombe Pty Ltd ATF Biddlecombe Pty Ltd Pension Fund

#### PORTFOLIO NUMBER / CURRENCY

321171019/AUD

#### PORTFOLIO NAME

Asset Advisory

#### STATEMENT DATE

as at 30 June 2021

| Currency pair | Exchange rate |
|---------------|---------------|
| AUD/USD       | 0.74990       |
| AUD/GBP       | 0.54219       |
| AUD/EUR       | 0.63232       |
| AUD/HKD       | 5.82249       |



# Important information

## NOTES AND DISCLAIMERS

---

### ABOUT THIS STATEMENT

This statement is issued by Crestone Wealth Management Limited (ABN 50 005 311 937, AFS Licence No. 231127) (Crestone Wealth Management) and is provided for your information only. It should not be considered as an offer or recommendation to purchase or sell financial products or financial product advice. While this statement has been prepared from sources we believe to be reliable, we do not guarantee its accuracy or completeness. We reserve the right to remedy any errors that may be present in this statement, and do not accept liability for any loss arising from its use.

This statement contains an audited summary of your cash and financial products. This statement also contains tax information as at close of business on the date of this statement. It does not provide any information concerning performance. A copy of the audit opinion has been attached.

If you find an error or inconsistency in this statement, please advise us immediately.

### FINANCIAL PRODUCT VALUES

Information about the value of financial products in this statement is generated from several sources and we may choose which source to rely on where there are differences between them. If, in our opinion, a financial product is not readily realisable or where it is difficult to obtain reliable information, we shall determine a valuation acting fairly. As this may not be the precise value at which the financial product can be sold, prices shown should only be used as a general guide to portfolio value. For further information, see the 'Important information: Explanatory information' section.

As past performance is not an indication or guarantee concerning future performance, we make no representation or warranty regarding future performance. The value of and income generated by any financial product in this statement can fall as well as rise. Financial products denominated in a foreign currency are subject to fluctuations in exchange rates that may have a positive or negative effect on their value and level of income.

### CASH AND FINANCIAL PRODUCTS HELD ELSEWHERE

Crestone Wealth Management is not an authorised deposit taking institution under the Banking Act 1959 (Cth). References to cash held in this statement is to that proportion of the balance of a deposit account that we hold with an Australian bank which is attributable to you. Except for transactions in managed funds, this statement is prepared on the basis that any unsettled transactions have settled. Accordingly, cash shown in this statement may not necessarily be available for investment due to unsettled transactions. For more details on unsettled trades, see the 'Important information: Explanatory information' section.

This statement may contain information about financial products which we do not hold on trust or in custody for you. Where this is the case, we rely upon data received from third parties and accept no liability for the information provided. Official confirmation of financial products held with third parties and issues arising from information they have provided, must be addressed directly with them. For further information, see the 'Important information: Explanatory information' section.

### USE OF CREDIT RATINGS

Credit ratings contained in this statement may be issued by credit rating agencies that are only authorised to provide credit ratings to persons classified as 'wholesale clients' under the Corporations Act 2001 (Cth). Accordingly, credit ratings in this statement are not intended to be used or relied upon by persons who are classified as 'retail clients' under the Corporations Act. A credit rating expresses the opinion of the relevant credit rating agency on the relative ability of an entity to meet its financial commitments, in particular its debt obligations, and the

## Important information

### NOTES AND DISCLAIMERS

---

likelihood of loss in the event of a default by that entity. There are various limitations associated with the use of credit ratings, for example, they do not directly address any risk other than credit risk, are inherently forward-looking and based on information which may be unaudited, incomplete or misleading and include assumptions and predictions about future events. Credit ratings should not be considered statements of fact nor recommendations to purchase, hold, or sell any financial product or make any other investment decision.

#### TAX

The Guide to your Annual Statement contains important notes about the tax treatment of certain investments and assumptions that we have made about how the tax rules apply to you. You should discuss this statement with your professional tax adviser prior to completing your tax return.

#### DISCLAIMER

Nothing in this statement should be considered as legal, accounting or tax advice. We do not advise on the tax consequence of investments. Information provided in relation to the tax implications of investments is of a general nature, based on our understanding of the typical application of the tax rules and contains a number of assumptions. You should read this information together with the accompanying Crestone Wealth Management 'Guide to your Annual Statement' for the period 1 July 2020 to 30 June 2021.

You should not rely on the information in this statement to satisfy liabilities or obligations or claim entitlements that may arise under taxation law. Instead, the information (along with the Guide to your Annual Statement) should be provided to your professional tax adviser who can advise you on the use of the information in preparation of your tax return or to meet your tax obligations.

In all cases, you should seek tax and legal advice from your independent professional advisers, as necessary.

Crestone Wealth Management and its directors, officers and employees may have or have had interests in the financial products in this statement and may purchase and sell such financial products as agent or principal. Crestone Wealth Management may also have (or may have had in the past) a relationship with the issuers of financial products in this statement. These relationships may involve (or may have previously involved) the provision or receipt of financial and other services.

# Important information

## EXPLANATORY INFORMATION

### INTRODUCTION

If you have an Asset Advisory, Wealth Advisory or FIM Custody and Reporting account – this statement contains information about the financial products held in custody through the Crestone Wealth Management Portfolio Service (IDPS) as well as other financial products that are acquired or held separately to the IDPS. A broad range of financial products are held through the IDPS including equities, fixed income securities and managed funds and are held in accordance with the Crestone Wealth Management Account Terms and Conditions and the IDPS Deed. These financial products are registered in the name of Crestone Wealth Management (or its sub-custodians or any downstream sub-custodians). Financial products held outside the IDPS include cash and foreign exchange contracts.

These financial products may be held in accordance with separate terms and conditions and may not be registered in the name of Crestone Wealth Management or its sub-custodians. If you have a Discretionary Portfolio Management (DPM) Service account – this statement contains information about the financial products that Crestone Wealth Management holds in custody for you, as well as other financial products that are acquired or held separately to our custody service. We hold a broad range of financial products in custody including equities, fixed income securities and managed funds in accordance with the Crestone Wealth Management Account Terms and Conditions. These financial products are registered in the name of Crestone Wealth Management (or its sub-custodians or downstream sub-custodians). Financial products held outside our custody service include cash and foreign exchange transactions. These financial products may be held in accordance with separate terms and conditions and may not be registered in the name of Crestone Wealth Management or its sub-custodians.

### BASIS OF VALUATION

The financial product valuations in this statement are obtained from a number of sources. Our current sources are noted below by financial product type. Unless otherwise indicated, prices are as at the close (last price) of the relevant exchange or business on the statement date:

- domestic listed securities (including equities, hybrid/debt securities, options and warrants) – SIX Financial Information Singapore Pte Ltd through its SIX Valordata service;
- domestic over-the-counter fixed income securities in Australian dollars – Bond Advisor Pty Ltd and SIX Valordata;
- international over-the-counter fixed income securities in foreign currencies – SIX Valordata;
- international listed securities – SIX Valordata as at close on the preceding business day;
- domestic managed funds – Clearstream Australia and SIX Valordata;
- international managed funds – SIX Valordata; and
- exchange rates – SIX Valordata at approximately 5:45pm Australian Eastern Standard Time (AEST) (plus two hours for Australian Eastern Daylight Time (AEDT)) on the statement date.

Market prices are reflected in this statement for each holding where available and the exchange rates that have been used to value foreign currency cash or financial products in Australian dollars are set out in the 'Important information: Foreign exchange rates' section. These are not the only exchange rates used in this statement as certain transactions in foreign currencies have an Australian dollar equivalent value provided that is from the transaction date and not the statement date for closing balances. In addition, there are exchange rates that are applicable for tax information. For further information, refer to the Guide to your Annual Statement.

End of year valuation of unlisted domestic managed funds is based on cum-distribution prices.

Before making any decision to purchase or sell a financial product included in this statement, you should obtain an updated valuation.

### VALUATIONS FROM SOURCES OTHER THAN THOSE ABOVE

Unlisted trusts, private companies and closely held financial products are generally valued following reference to the company secretary, trustee or manager. While we will attempt to obtain a reasonable price for such unlisted financial products, they may be priced at or below cost or at a valuation which you provide. Managed funds in liquidation are valued at the last available

# Important information

## EXPLANATORY INFORMATION

---

price.

Financial products where we have not received updated pricing for more than a year are valued at 0.00001.

Financial products suspended from trading on an exchange are valued at the last sale price or last closing price (where available).

### PRICES FOR FIXED INCOME SECURITIES

The unit costs and prices for fixed income securities are represented as either a:

- a) percentage of the securities' face value for over-the-counter fixed income securities such as bonds and floating rate notes; or
- b) dollar value quoted by ASX for domestic listed debt or hybrid securities.

### UNSETTLED TRANSACTIONS

Financial products are included on the basis that the transactions for those financial products have settled. Any unsettled transactions are included for information purposes only.

Managed funds are subscribed for on a pre-funded basis. When a subscription is made but the units have not yet been transferred to our sub-custodian, the subscription amount will be reflected as a 'Claim account', pending delivery of the units. The value of this Claim account will not change until the units are delivered. Therefore, the unit holding will not appear in your statement until that time. For the redemption of managed funds, the transaction does not appear until the sale proceeds are received. The units remain in the 'Detailed positions: Portfolio holdings and valuation' section until the final unit price for redemption is received from our sub-custodians upon settlement.

### ROUNDING

We may apply rounding to financial product quantities, average unit cost, market price and value. This may lead to certain minor discrepancies within this statement, in particular in relation to total values and increases and decreases in market value.

### FINANCIAL PRODUCTS DENOMINATED IN FOREIGN CURRENCIES

Financial products denominated in foreign currencies are valued in Australian dollars using the average unit cost and SIX Valordata exchange rate (or another exchange rate that we reasonably determine) as at approximately 5.45pm AEST (plus two hours AEDT) on the business day of the relevant transactions (or another time that we reasonably determine). Foreign exchange gains and losses resulting from the settlement of such transactions and from the conversions at year end exchange rates of monetary assets and liabilities denominated in foreign currencies are recognised in capital growth for accounting.

Foreign currency transactions must generally be converted to Australian dollars for Australian tax purposes. There are rules that specify which exchange rates to use in this regard. Generally, these rules require the value to be converted at the exchange rate prevailing at the time of the transaction. If you would like further information on the conversion rules, refer to the Australian Tax Office fact sheets entitled 'Translation (conversion) rules' and 'general information on average rates' which are available on the ATO website. The conversion of foreign currency denominated amounts and the taxation of foreign exchange gains and losses are complex. You should consult your professional tax adviser to determine whether you have taxable foreign exchange gains and losses which need to be included in your tax return.

Increases and decreases in the Australian dollar value of financial products denominated in foreign currencies may be due to market price movements on the financial product, variations in

## Important information

### EXPLANATORY INFORMATION

---

the relevant exchange rate or a combination of both.

#### FINANCIAL PRODUCTS NOT HELD IN CUSTODY BY CRESTONE WEALTH MANAGEMENT

Generally, the financial products reported in this statement are held in custody by us through our sub-custodians. You may in certain instances have asked us to include and report information in this statement on certain financial products that are not held under our sub-custody arrangements. This may include financial products:

- a) which are unable to be held in custody by our sub-custodians or which cannot be registered; or
- b) in respect of which you wish to retain legal as well as beneficial ownership.

Please note that Crestone Wealth Management is not obliged to include and report on financial products that are not held in custody for you, and to that extent, we do not provide any tax information in relation to financial products. We may decide in our discretion not to include and report on those financial products. Where we do so, the financial product will be denoted as 'Investment held by client' in the 'Detailed positions: Portfolio holdings and valuation' section.

The inclusion of any financial products in this statement that are not held in custody by Crestone Wealth Management is for information purposes only. The stated values are based on information provided by you or a third party and may not have been independently verified by us. We are not obliged to verify the information provided by you or a third party and no recipient of this statement nor any other person may place any reliance on the information contained in respect of financial products not held in custody by Crestone Wealth Management.

Neither Crestone Wealth Management nor any of its affiliates, directors, officers or employees:

- a) make any representation or warranty, express or implied, as to the accuracy or completeness of any information, statements, opinions or representations contained in this statement in respect of financial products not held in custody by Crestone Wealth Management;
- b) are liable for any error or inaccuracy in such information or the outcomes produced by it; or
- c) are responsible for any loss or damage arising out of any person's use of or reliance upon this information.

Under no circumstances shall we be liable for special or consequential damages that arise from any person's use or reliance upon the inclusion in this statement of any financial products not held in custody by Crestone Wealth Management, even if we have been advised of the possibility of such damages.

#### INCOME RECOGNITION

For the purposes of recognising income in this statement on an accounting basis:

- a) dividends and trust distributions are recorded when we receive the cash;
- b) interest on over-the-counter fixed income securities is accrued daily; and
- c) distributions on hybrid and debt securities that are quoted on ASX can be either dividends, trust distributions or interest and are generally recorded when we receive the cash.

The recognition of income and its various components for tax purposes may differ from the recognition of income for accounting purposes.

#### COST INFORMATION

The total cost used in this statement for the purposes of reporting positions (for example in the 'Detailed position: Portfolio holdings and valuation' section) is based on an average unit cost of all purchases and sales for that position.

# Important information

## EXPLANATORY INFORMATION

---

Holdings with insufficient cost information have been denoted with #.

Where equalisation credits are provided by the fund manager on subscription, the acquisition cost and tax cost base disclosed in the 'Detailed positions: Portfolio holdings and valuation' and 'Tax information: Unrealised securities taxed as capital gains' include the value of any equalisation credit issued. The equalisation credits are not separately disclosed.

### ASSETS UNDER MANAGEMENT FEES

Payment of the assets under management fees for the period 1 July 2020 to 30 June 2021 is reflected as a fee expense in this statement and a cash payment when it was collected from your Cash Management Account. We collect our asset under management fee monthly from your Cash Management Account.

### SETTLEMENT FAILURE CHARGE

Settlement failure charge in the 'Portfolio transactions: Cash Transactions' section is a clearing entry for the 'Settlement fail fee' line item. The amount reflects the actual charge for a failed transaction settlement.

### AMERICAN DEPOSITORY RECEIPT (ADR) FEE

An ADR issuer may charge fees for holding the securities, such fees are shown as 'Administration fees' in the 'Portfolio transactions: Cash transactions' section and are recognised as an 'Expense' for tax purposes.

### STAPLED SECURITIES

Stapled securities are generally securities listed on the ASX that are a combination of shares in a company and units in a trust. While they are quoted on ASX as one security and one market price, they are treated as separate underlying investments for tax purposes. In the 'Tax Information: Realised capital gains securities' and 'Tax Information: Unrealised capital gains securities' sections of this statement, these securities are therefore listed by the underlying investments rather than the individual listed security. As a result, the cost base information, the market value and any sales proceeds are split according to information provided on the issuer's website or in a manner deemed reasonable by Crestone.

### WARRANTS

If you hold instalment or self-funding instalment warrants, your transactions will not appear in this statement. You may be eligible to receive a supplementary warrant schedule, which will be sent to you at a later stage, will help you to calculate your tax position. Please contact your investment adviser for further details.

### REQUESTS FOR STATEMENTS OR FURTHER INFORMATION

You may request copies of your quarterly or other statements relating to this financial year and the Guide to your Annual Statement at any time by contacting your investment adviser. If you require any further information about your statements, please also contact your investment adviser.

### CONTACT DETAILS

Crestone Wealth Management Limited  
Level 32, Chifley Tower  
2 Chifley Square

## Important information

### EXPLANATORY INFORMATION

---

Sydney NSW 2000  
1800 784 614  
info@crestone.com.au  
crestone.com.au