

---

Financial statements and reports for the year ended  
30 June 2021

K P ALAN CHEUNG SUPERANNUATION FUND

## Reports Index

---

Detailed Operating Statement

Detailed Statement of Financial Position

Notes to the Financial Statements

Members Statement

Trustee Minute / Resolution

Statement of Taxable Income

Trustees Declaration

Compilation Report

# K P ALAN CHEUNG SUPERANNUATION FUND

## Detailed Operating Statement

For the year ended 30 June 2021

	2021	2020
	\$	\$
<b>Income</b>		
<b>Investment Income</b>		
Trust Distributions		
Betashares ASIA Technology Tigers Etf	389.58	0.00
Betashares Aus Top 20 Equity Yield Max Fund (managed Fund)	504.69	0.00
Betashares S&p/asx Australian Technology Etf	200.98	0.00
Rural Funds Group	367.68	0.00
Vaneck China New Economy Etf	100.00	0.00
Vaneck Video Gaming And Esports Etf	9.00	0.00
	1,571.93	0.00
Dividends Received		
Alumina Limited	0.00	604.28
Appen Limited	20.00	0.00
Arena Reit. Stapled	250.41	210.50
Ausnet Services Limited	285.00	153.00
Australia And New Zealand Banking Group Limited	0.00	400.00
Challenger Limited	95.00	355.00
Charter Hall Edu TR Unit	0.00	453.79
Coles Group Limited.	121.00	0.00
Commonwealth Bank Of Australia.	0.00	2,155.00
Cromwell Corporation Limited	0.00	148.75
Healius Limited	65.00	0.00
Michael Hill Int	150.00	75.00
National Australia Bank Limited	0.00	1,245.00
National Storage Stapled	148.00	196.00
Northern Star Resources Ltd	35.72	0.00
Perpetual Cred Trust Units	131.40	99.64
RIO Tinto Limited	0.00	615.16
Saracen Mineral Holdings Limited	38.00	0.00
Seek Limited	30.00	0.00
Sonic Healthcare Limited	207.00	0.00
South32 Limited	63.56	149.04
Spark Infrastructure Group	202.50	352.00
Stockland Trust Group	0.00	276.00
Sydney Airport Limited	0.00	585.00
Tabcorp Holdings Limited	0.00	660.00
Telstra Corporation Limited	320.00	400.00
Vicinity Centres Stapled	85.00	313.00
Virtus Health Limited	120.00	0.00
Viva Energy Reit Stapled	388.19	684.23
Westpac Banking Corporation Limited	0.00	635.20
Woodside Petroleum Limited	92.61	681.85
	2,848.39	11,447.44
Interest Received		
CBA Direct Investment Account #16292399	0.00	40.38
	0.00	40.38
<b>Investment Gains</b>		
Realised Movements in Market Value		
Shares in Listed Companies (Australian)		
Alumina Limited	0.00	(223.55)
Arena Reit. Stapled	1,328.64	455.78
Ausnet Services Limited	0.00	(334.91)
Australia And New Zealand Banking Group Limited	0.00	(882.42)
Bigtincan Holdings Limited	(356.53)	0.00

# K P ALAN CHEUNG SUPERANNUATION FUND

## Detailed Operating Statement

For the year ended 30 June 2021

	2021	2020
	\$	\$
Challenger Limited	(1,989.90)	0.00
Charter Hall Edu TR Unit	0.00	(1,911.20)
Commonwealth Bank Of Australia.	(46.27)	(5,545.57)
Cromwell Corporation Limited	0.00	(619.90)
Eclix Group Ltd	(4,149.75)	0.00
Elsight Limited	(159.90)	0.00
Imugene Limited	8,616.06	0.00
Michael Hill Int	(919.85)	0.00
National Australia Bank Limited	0.00	(6,405.71)
National Storage Stapled	0.00	221.84
Northern Star Resources Ltd	(305.71)	0.00
Perpetual Cred Trust Units	(209.90)	0.00
RIO Tinto Limited	0.00	6,403.21
Saracen Mineral Holdings Limited	(255.39)	(864.80)
Seek Limited	3,370.62	152.58
Smartpay Holdings Limited	2,593.06	0.00
Sonic Healthcare Limited	1,921.58	0.00
Spark Infrastructure Group	0.00	(1,066.09)
Stockland Trust Group	0.00	(542.35)
Sunrise Energy Metals Limited	(148.92)	0.00
Sydney Airport Limited	0.00	8,647.62
Tabcorp Holdings Limited	629.17	(2,229.71)
Telstra Corporation Limited	0.00	1,615.15
Vicinity Centres Stapled	0.00	(1,294.92)
Virgin Money Uk Plc	(137.50)	0.00
Virtus Health Limited	2,053.16	0.00
Viva Energy Reit Stapled	0.00	192.11
Westpac Banking Corporation Limited	0.00	(12,797.72)
Woodside Petroleum Limited	0.00	(3,226.82)
	11,832.67	(20,257.40)
Unrealised Movements in Market Value		
Managed Investments (Australian)		
Betashares Aus Top 20 Equity Yield Max Fund (managed Fund)	865.15	0.00
	865.15	0.00
Shares in Listed Companies (Australian)		
Alumina Limited	0.00	(3,430.09)
Appen Limited	(4,766.42)	2,390.96
Arena Reit. Stapled	1,799.42	(1,024.14)
Aumake International Limited	(460.00)	190.00
Ausnet Services Limited	(124.95)	(234.94)
Australia And New Zealand Banking Group Limited	0.00	(1,230.03)
Bigtincan Holdings Limited	948.51	(82.45)
Bravura Solutions Limited.	895.10	0.00
Carbon Revolution Limited	(279.71)	0.00
Challenger Limited	3,100.00	(2,269.95)
Charter Hall Edu TR Unit	0.00	(2,195.49)
Coles Group Limited.	223.55	114.05
Commonwealth Bank Of Australia.	131.82	(4,292.77)
Cromwell Corporation Limited	0.00	(150.05)
Eclix Group Ltd	6,294.85	(240.00)
European Lithium Limited	(469.95)	0.00
Healius Limited	1,320.05	0.00
Imugene Limited	38,763.99	580.05
Mach7 Technologies Limited	(387.45)	0.00

# K P ALAN CHEUNG SUPERANNUATION FUND

## Detailed Operating Statement

For the year ended 30 June 2021

	2021	2020
	\$	\$
Michael Hill Int	3,324.90	(1,125.00)
National Australia Bank Limited	0.00	215.58
National Storage Stapled	270.00	58.21
Palla Pharma Limited	(1,109.78)	0.00
Perpetual Cred Trust Units	449.95	(489.95)
Polynovo Limited	100.05	0.00
RIO Tinto Limited	0.00	(7,661.11)
Seek Limited	(1,530.03)	1,530.02
Smartpay Holdings Limited	325.87	(325.87)
Sonic Healthcare Limited	(3.53)	2,398.05
South32 Limited	1,780.00	(2,280.00)
Spark Infrastructure Group	190.05	(343.76)
Stockland Trust Group	0.00	(300.04)
Sunrise Energy Metals Limited	(927.98)	0.00
Sydney Airport Limited	0.00	(4,700.43)
Tabcorp Holdings Limited	1,699.62	(1,799.71)
Telstra Corporation Limited	1,260.00	(1,670.05)
Vicinity Centres Stapled	327.55	(845.02)
Virgin Money Uk Plc	588.75	(441.25)
Virtus Health Limited	1,471.89	826.22
Viva Energy Reit Stapled	51.28	(667.74)
Westpac Banking Corporation Limited	0.00	1,897.08
Woodside Petroleum Limited	456.05	(4,531.02)
	<u>55,713.45</u>	<u>(32,130.64)</u>
Units in Listed Unit Trusts (Australian)		
Betashares ASIA Technology Tigers Etf	2,060.10	0.00
Betashares S&p/asx Australian Technology Etf	1,582.05	0.00
Rural Funds Group	1,930.05	(79.90)
Vaneck China New Economy Etf	227.15	0.00
Vaneck Video Gaming And Esports Etf	(268.95)	0.00
	<u>5,530.40</u>	<u>(79.90)</u>
Other Investment Gains/Losses	0.00	(0.02)
<b>Changes in Market Values</b>	<u>73,941.67</u>	<u>(52,467.96)</u>
<b>Total Income</b>	<u>78,361.99</u>	<u>(40,980.14)</u>
<b>Expenses</b>		
Accountancy Fees	1,610.00	1,500.00
ASIC Fees	55.00	54.00
ATO Supervisory Levy	259.00	259.00
	<u>1,924.00</u>	<u>1,813.00</u>
<b>Member Payments</b>		
Pensions Paid		
Cheung, Alan Kwok Pun - Pension (Pension)	10,000.00	15,600.00
	<u>10,000.00</u>	<u>15,600.00</u>
<b>Total Expenses</b>	<u>11,924.00</u>	<u>17,413.00</u>

K P ALAN CHEUNG SUPERANNUATION FUND

## Detailed Operating Statement

For the year ended 30 June 2021

---

	2021	2020
	\$	\$
<b>Benefits accrued as a result of operations before income tax</b>	<u>66,437.99</u>	<u>(58,393.14)</u>
<b>Income Tax Expense</b>		
Income Tax Expense	(693.93)	(3,491.01)
<b>Total Income Tax</b>	<u>(693.93)</u>	<u>(3,491.01)</u>
<b>Benefits accrued as a result of operations</b>	<u>67,131.92</u>	<u>(54,902.13)</u>

K P ALAN CHEUNG SUPERANNUATION FUND

**Detailed Statement of Financial Position**

As at 30 June 2021

	Note	2021 \$	2020 \$
<b>Assets</b>			
<b>Investments</b>			
Managed Investments (Australian)	2		
Betashares Aus Top 20 Equity Yield Max Fund (managed Fund)		12,375.00	0.00
Shares in Listed Companies (Australian)	3		
Appen Limited		4,760.00	6,784.00
Arena Reit. Stapled		4,539.60	4,951.59
Aumake International Limited		540.00	1,000.00
Ausnet Services Limited		5,250.00	2,505.00
Bigtincan Holdings Limited		3,405.00	1,837.50
Bravura Solutions Limited.		5,265.00	0.00
Carbon Revolution Limited		2,220.00	0.00
Challenger Limited		5,410.00	4,410.00
Coles Group Limited.		5,981.50	3,434.00
Commonwealth Bank Of Australia.		0.00	3,471.00
Eclipx Group Ltd		0.00	5,000.00
European Lithium Limited		1,560.00	0.00
Healius Limited		4,630.00	0.00
Imugene Limited		42,600.00	4,650.00
Mach7 Technologies Limited		1,597.50	0.00
Michael Hill Int		0.00	1,575.00
National Storage Stapled		3,960.00	3,690.00
Palla Pharma Limited		1,825.00	0.00
Perpetual Cred Trust Units		0.00	3,840.00
Polynovo Limited		2,820.00	0.00
Seek Limited		0.00	5,472.50
Smartpay Holdings Limited		0.00	3,494.08
Sonic Healthcare Limited		5,760.00	9,129.00
South32 Limited		5,860.00	4,080.00
Spark Infrastructure Group		6,750.00	3,240.00
Sunrise Energy Metals Limited		1,790.00	0.00
Tabcorp Holdings Limited		0.00	8,450.00
Telstra Corporation Limited		7,520.00	6,260.00
Vicinity Centres Stapled		3,862.50	1,430.00
Virgin Money Uk Plc		0.00	413.75
Virtus Health Limited		3,300.00	2,830.00
Viva Energy Reit Stapled		6,717.68	6,666.40
Woodside Petroleum Limited		5,552.50	3,247.50
Units in Listed Unit Trusts (Australian)	4		
Betashares ASIA Technology Tigers Etf		12,040.00	0.00

K P ALAN CHEUNG SUPERANNUATION FUND

**Detailed Statement of Financial Position**

As at 30 June 2021

	Note	2021 \$	2020 \$
<b>Investments</b>			
Betashares S&p/asx Australian Technology Etf		7,098.00	0.00
Rural Funds Group		7,950.00	3,840.00
Vaneck China New Economy Etf		9,540.00	0.00
Vaneck Video Gaming And Esports Etf		3,531.00	0.00
<b>Total Investments</b>		<u>196,010.28</u>	<u>105,701.32</u>
<b>Other Assets</b>			
Bank Account	5		
CBA Direct Investment Account #16292399		123,944.08	145,293.52
Macquarie Bank #962517793		16.28	16.28
Distributions Receivable			
Betashares ASIA Technology Tigers Etf		389.58	0.00
Betashares Aus Top 20 Equity Yield Max Fund (managed Fund)		185.31	0.00
Betashares S&p/asx Australian Technology Etf		200.98	0.00
Rural Funds Group		84.61	0.00
Vaneck China New Economy Etf		100.00	0.00
Vaneck Video Gaming And Esports Etf		9.00	0.00
Formation Expenses		1,485.00	1,485.00
Income Tax Refundable		693.93	3,491.01
<b>Total Other Assets</b>		<u>127,108.77</u>	<u>150,285.81</u>
<b>Total Assets</b>		<u>323,119.05</u>	<u>255,987.13</u>
<b>Net assets available to pay benefits</b>		<u>323,119.05</u>	<u>255,987.13</u>
Represented By :			
<b>Liability for accrued benefits allocated to members' accounts</b>	6, 7		
Cheung, Alan Kwok Pun - Pension (Pension)		317,581.95	251,753.56
Cheung, Alan Kwok Pun - Pension (Pension)		5,537.10	4,233.57
<b>Total Liability for accrued benefits allocated to members' accounts</b>		<u>323,119.05</u>	<u>255,987.13</u>



# Notes to the Financial Statements

For the year ended 30 June 2021

---

## Note 1: Summary of Significant Accounting Policies

The trustees have prepared the financial statements on the basis that the Superannuation Fund is a non-reporting entity because there are no users dependent on general purpose financial statements. The financial statements are therefore special purpose financial statements that have been prepared in order to meet the requirements of the Superannuation Industry (Supervision) Act 1993 and associated Regulations, the trust deed of the Fund and the needs of members.

The financial statements have been prepared on a cash basis and are based on historical costs, except for investments which have been measured at market value.

The following significant accounting policies, which are consistent with the policies applied in the previous period unless otherwise stated, have been adopted in the preparation of the financial statements.

The financial statements were authorised for issue by the Director(s).

### a. Measurement of Investments

The Fund initially recognises:

- (i) an investment when it controls the future economic benefits expected to flow from the asset. For financial assets, the trade date is considered to be the date on which control of the future economic benefits attributable to the asset passes to the Fund; and
- (ii) a financial liability on the date it becomes a party to the contractual provisions of the instrument.

Investments of the Fund have been measured at market value, which refers to the amount that a willing buyer could reasonably be expected to pay to acquire an asset from a willing seller if the following assumptions were made:

- that the buyer and the seller deal with each other at arm's length in relation to the sale;
- that the sale occurred after proper marketing of the asset; and
- that the buyer and the seller acted knowledgeably and prudentially in relation to the sale.

Market value has been determined as follows:

- (i) shares and other securities listed on the Australian Securities Exchange by reference to the relevant market quotations at the end of the reporting period;
- (ii) units in managed funds by reference to the unit redemption price at the end of the reporting period;
- (iii) fixed-interest securities by reference to the redemption price at the end of the reporting period;
- (iv) unlisted investments are stated at trustees' assessment based on estimated market value at balance date or where necessary, an external valuer's opinion; and
- (v) investment properties at the trustees' assessment of the market value or where necessary a qualified independent valuer's opinion at the end of reporting period.

Financial liabilities, such as trade creditors and other payables, are measured at the gross value of the outstanding balance at the end of the reporting period. The trustees have determined that the gross values of the Fund's financial liabilities is equivalent to their market values. Any remeasurement changes in the gross values of non-current financial liabilities (including liabilities for members' accrued benefits) are recognised in the operating statement in the periods in which they occur.

### b. Cash and Cash Equivalents

Cash and cash equivalents include cash on hand and at call, deposits with banks and short-term, highly liquid investments that are readily convertible to cash and subject to an insignificant risk of change in value.

### c. Revenue

Revenue is recognised to the extent that it is probable that the economic benefits will flow to the Fund and the revenue can be reliably measured. Revenue is recognised at the fair value of the consideration received or receivable.

# Notes to the Financial Statements

For the year ended 30 June 2021

## Interest revenue

Interest revenue is recognised in respect of fixed-interest securities, and cash and cash equivalent balances. Interest revenue is recognised upon receipt.

## Dividend revenue

Dividend revenue is recognised when the dividend has been paid or, in the case of dividend reinvestment schemes, when the dividend is credited to the benefit of the fund.

## Rental revenue

Rental revenue arising from operating leases on investment properties is recognised upon receipt.

## Distribution revenue

Distributions from unit trusts and managed funds are recognised as at the date the unit value is quoted ex-distribution and if not received at the end of the reporting period, are reflected in the statement of financial position as a receivable at market value.

## Remeasurement changes in market values

Remeasurement changes in the market values of assets are recognised as income and determined as the difference between the market value at year-end or consideration received (if sold during the year) and the market value as at the prior year-end or cost (if acquired during the period).

## Contributions

Contributions and transfers in are recognised when the control and the benefits from the revenue have been attained and are recorded by the Fund, gross of any taxes, in the period to which they relate.

## d. Liability for Accrued Benefits

The liability for accrued benefits represents the Fund's present obligation to pay benefits to members and beneficiaries, and has been calculated as the difference between the carrying amount of the assets and the carrying amount of the other payables and income tax liabilities as at the end of the reporting period.

## e. Critical Accounting Estimates and Judgements

The preparation of financial statements requires the trustees to make judgements, estimates and assumptions that affect the application of accounting policies and the reported amounts of assets and liabilities, income and expenses. Actual results may differ from these estimates.

Estimates and underlying assumptions are reviewed on an ongoing basis. Revisions to accounting estimates are recognised in the period in which the estimate is revised and in any future period affected.

### Note 2: Managed Investments (Australian)

	2021 \$	2020 \$
Betashares Aus Top 20 Equity Yield Max Fund (managed Fund)	12,375.00	0.00
	12,375.00	0.00

### Note 3: Shares in Listed Companies (Australian)

	2021 \$	2020 \$
Appen Limited	4,760.00	6,784.00

**Notes to the Financial Statements**

For the year ended 30 June 2021

Arena Reit. Stapled	4,539.60	4,951.59
Ausnet Services Limited	5,250.00	2,505.00
Aumake International Limited	540.00	1,000.00
Bigtincan Holdings Limited	3,405.00	1,837.50
Bravura Solutions Limited.	5,265.00	0.00
Commonwealth Bank Of Australia.	0.00	3,471.00
Carbon Revolution Limited	2,220.00	0.00
Challenger Limited	5,410.00	4,410.00
Coles Group Limited.	5,981.50	3,434.00
Eclipx Group Ltd	0.00	5,000.00
European Lithium Limited	1,560.00	0.00
Healius Limited	4,630.00	0.00
Imugene Limited	42,600.00	4,650.00
Mach7 Technologies Limited	1,597.50	0.00
Michael Hill Int	0.00	1,575.00
National Storage Stapled	3,960.00	3,690.00
Palla Pharma Limited	1,825.00	0.00
Perpetual Cred Trust Units	0.00	3,840.00
Polynovo Limited	2,820.00	0.00
South32 Limited	5,860.00	4,080.00
Seek Limited	0.00	5,472.50
Sonic Healthcare Limited	5,760.00	9,129.00
Spark Infrastructure Group	6,750.00	3,240.00
Smartpay Holdings Limited	0.00	3,494.08
Sunrise Energy Metals Limited	1,790.00	0.00
Tabcorp Holdings Limited	0.00	8,450.00
Telstra Corporation Limited	7,520.00	6,260.00
Vicinity Centres Stapled	3,862.50	1,430.00
Virtus Health Limited	3,300.00	2,830.00
Virgin Money Uk Plc	0.00	413.75
Woodside Petroleum Limited	5,552.50	3,247.50
Viva Energy Reit Stapled	6,717.68	6,666.40

**K P ALAN CHEUNG SUPERANNUATION FUND**  
**Notes to the Financial Statements**

For the year ended 30 June 2021

	143,476.28	101,861.32
--	------------	------------

**Note 4: Units in Listed Unit Trusts (Australian)**

	<b>2021</b>	<b>2020</b>
	\$	\$
Betashares ASIA Technology Tigers Etf	12,040.00	0.00
Betashares S&p/asx Australian Technology Etf	7,098.00	0.00
Vaneck China New Economy Etf	9,540.00	0.00
Vaneck Video Gaming And Esports Etf	3,531.00	0.00
Rural Funds Group	7,950.00	3,840.00
	<u>40,159.00</u>	<u>3,840.00</u>

**Note 5: Banks and Term Deposits**

	<b>2021</b>	<b>2020</b>
	\$	\$
<b>Banks</b>		
CBA Direct Investment Account #16292399	123,944.08	145,293.52
Macquarie Bank #962517793	16.28	16.28
	<u>123,960.36</u>	<u>145,309.80</u>

**Note 6: Liability for Accrued Benefits**

	<b>2021</b>	<b>2020</b>
	\$	\$
Liability for accrued benefits at beginning of year	255,987.13	310,889.26
Benefits accrued as a result of operations	67,131.92	(54,902.13)
Current year member movements	0.00	0.00
	<u>323,119.05</u>	<u>255,987.13</u>

**Note 7: Vested Benefits**

Vested benefits are benefits that are not conditional upon continued membership of the fund (or any factor other than resignation from the plan) and include benefits which members were entitled to receive had they terminated their fund membership as at the end of the reporting period.

	<b>2021</b>	<b>2020</b>
	\$	\$
Vested Benefits	<u>323,119.05</u>	<u>255,987.13</u>

**Note 8: Guaranteed Benefits**

**Notes to the Financial Statements**

For the year ended 30 June 2021

---

No guarantees have been made in respect of any part of the liability for accrued benefits.

**Note 9: Dividends**

	<b>2021</b>	<b>2020</b>
	\$	\$
Alumina Limited	0.00	604.28
Appen Limited	20.00	0.00
Arena Reit. Stapled	250.41	210.50
Ausnet Services Limited	285.00	153.00
Australia And New Zealand Banking Group Limited	0.00	400.00
Challenger Limited	95.00	355.00
Charter Hall Edu TR Unit	0.00	453.79
Coles Group Limited.	121.00	0.00
Commonwealth Bank Of Australia.	0.00	2,155.00
Cromwell Corporation Limited	0.00	148.75
Healius Limited	65.00	0.00
Michael Hill Int	150.00	75.00
National Australia Bank Limited	0.00	1,245.00
National Storage Stapled	148.00	196.00
Northern Star Resources Ltd	35.72	0.00
Perpetual Cred Trust Units	131.40	99.64
RIO Tinto Limited	0.00	615.16
Saracen Mineral Holdings Limited	38.00	0.00
Seek Limited	30.00	0.00
Sonic Healthcare Limited	207.00	0.00
South32 Limited	63.56	149.04
Spark Infrastructure Group	202.50	352.00
Stockland Trust Group	0.00	276.00
Sydney Airport Limited	0.00	585.00
Tabcorp Holdings Limited	0.00	660.00
Telstra Corporation Limited	320.00	400.00
Vicinity Centres Stapled	85.00	313.00
Virtus Health Limited	120.00	0.00
Viva Energy Reit Stapled	388.19	684.23
Westpac Banking Corporation Limited	0.00	635.20
Woodside Petroleum Limited	92.61	681.85
	<hr/>	<hr/>
	2,848.39	11,447.44
	<hr/>	<hr/>

**K P ALAN CHEUNG SUPERANNUATION FUND**  
**Notes to the Financial Statements**

For the year ended 30 June 2021

**Note 10: Trust Distributions**

	<b>2021</b>	<b>2020</b>
	<b>\$</b>	<b>\$</b>
Vaneck Video Gaming And Esports Etf	9.00	0.00
Betashares Aus Top 20 Equity Yield Max Fund (managed Fund)	504.69	0.00
Betashares S&p/asx Australian Technology Etf	200.98	0.00
Vaneck China New Economy Etf	100.00	0.00
Rural Funds Group	367.68	0.00
Betashares ASIA Technology Tigers Etf	389.58	0.00
	1,571.93	0.00

**Note 11: Changes in Market Values**

**Unrealised Movements in Market Value**

	<b>2021</b>	<b>2020</b>
	<b>\$</b>	<b>\$</b>
<b>Managed Investments (Australian)</b>		
Betashares Aus Top 20 Equity Yield Max Fund (managed Fund)	865.15	0.00
	865.15	0.00

**Shares in Listed Companies (Australian)**

Alumina Limited	0.00	(3,430.09)
Appen Limited	(4,766.42)	2,390.96
Arena Reit. Stapled	1,799.42	(1,024.14)
Aumake International Limited	(460.00)	190.00
Ausnet Services Limited	(124.95)	(234.94)
Australia And New Zealand Banking Group Limited	0.00	(1,230.03)
Bigtincan Holdings Limited	948.51	(82.45)
Bravura Solutions Limited.	895.10	0.00
Carbon Revolution Limited	(279.71)	0.00
Challenger Limited	3,100.00	(2,269.95)
Charter Hall Edu TR Unit	0.00	(2,195.49)
Coles Group Limited.	223.55	114.05
Commonwealth Bank Of Australia.	131.82	(4,292.77)
Cromwell Corporation Limited	0.00	(150.05)
Eclipx Group Ltd	6,294.85	(240.00)

**Notes to the Financial Statements**

For the year ended 30 June 2021

European Lithium Limited	(469.95)	0.00
Healius Limited	1,320.05	0.00
Imugene Limited	38,763.99	580.05
Mach7 Technologies Limited	(387.45)	0.00
Michael Hill Int	3,324.90	(1,125.00)
National Australia Bank Limited	0.00	215.58
National Storage Stapled	270.00	58.21
Palla Pharma Limited	(1,109.78)	0.00
Perpetual Cred Trust Units	449.95	(489.95)
Polynovo Limited	100.05	0.00
RIO Tinto Limited	0.00	(7,661.11)
Seek Limited	(1,530.03)	1,530.02
Smartpay Holdings Limited	325.87	(325.87)
Sonic Healthcare Limited	(3.53)	2,398.05
South32 Limited	1,780.00	(2,280.00)
Spark Infrastructure Group	190.05	(343.76)
Stockland Trust Group	0.00	(300.04)
Sunrise Energy Metals Limited	(927.98)	0.00
Sydney Airport Limited	0.00	(4,700.43)
Tabcorp Holdings Limited	1,699.62	(1,799.71)
Telstra Corporation Limited	1,260.00	(1,670.05)
Vicinity Centres Stapled	327.55	(845.02)
Virgin Money Uk Plc	588.75	(441.25)
Virtus Health Limited	1,471.89	826.22
Viva Energy Reit Stapled	51.28	(667.74)
Westpac Banking Corporation Limited	0.00	1,897.08
Woodside Petroleum Limited	456.05	(4,531.02)
	55,713.45	(32,130.64)
<b>Units in Listed Unit Trusts (Australian)</b>		
Betashares ASIA Technology Tigers Etf	2,060.10	0.00
Betashares S&p/asx Australian Technology Etf	1,582.05	0.00
Rural Funds Group	1,930.05	(79.90)
Vaneck China New Economy Etf	227.15	0.00

K P ALAN CHEUNG SUPERANNUATION FUND

# Notes to the Financial Statements

For the year ended 30 June 2021

Vaneck Video Gaming And Esports Etf	(268.95)	0.00
	5,530.40	(79.90)
<b>Total Unrealised Movement</b>	62,109.00	(32,210.54)

## Realised Movements in Market Value

	2021 \$	2020 \$
<b>Shares in Listed Companies (Australian)</b>		
Alumina Limited	0.00	(223.55)
Arena Reit. Stapled	1,328.64	455.78
Ausnet Services Limited	0.00	(334.91)
Australia And New Zealand Banking Group Limited	0.00	(882.42)
Bigtincan Holdings Limited	(356.53)	0.00
Challenger Limited	(1,989.90)	0.00
Charter Hall Edu TR Unit	0.00	(1,911.20)
Commonwealth Bank Of Australia.	(46.27)	(5,545.57)
Cromwell Corporation Limited	0.00	(619.90)
Eclix Group Ltd	(4,149.75)	0.00
Elsight Limited	(159.90)	0.00
Imugene Limited	8,616.06	0.00
Michael Hill Int	(919.85)	0.00
National Australia Bank Limited	0.00	(6,405.71)
National Storage Stapled	0.00	221.84
Northern Star Resources Ltd	(305.71)	0.00
Perpetual Cred Trust Units	(209.90)	0.00
RIO Tinto Limited	0.00	6,403.21
Saracen Mineral Holdings Limited	(255.39)	(864.80)
Seek Limited	3,370.62	152.58
Smartpay Holdings Limited	2,593.06	0.00
Sonic Healthcare Limited	1,921.58	0.00
Spark Infrastructure Group	0.00	(1,066.09)
Stockland Trust Group	0.00	(542.35)
Sunrise Energy Metals Limited	(148.92)	0.00



K P ALAN CHEUNG SUPERANNUATION FUND

## Notes to the Financial Statements

For the year ended 30 June 2021

Sydney Airport Limited	0.00	8,647.62
Tabcorp Holdings Limited	629.17	(2,229.71)
Telstra Corporation Limited	0.00	1,615.15
Vicinity Centres Stapled	0.00	(1,294.92)
Virgin Money Uk Plc	(137.50)	0.00
Virtus Health Limited	2,053.16	0.00
Viva Energy Reit Stapled	0.00	192.11
Westpac Banking Corporation Limited	0.00	(12,797.72)
Woodside Petroleum Limited	0.00	(3,226.82)
	11,832.67	(20,257.40)
<b>Total Realised Movement</b>	11,832.67	(20,257.40)
<b>Changes in Market Values</b>	73,941.67	(52,467.94)

### Note 12: Income Tax Expense

	<b>2021</b>	<b>2020</b>
	<b>\$</b>	<b>\$</b>
The components of tax expense comprise		
Current Tax	(693.93)	(3,491.01)
Income Tax Expense	(693.93)	(3,491.01)

The prima facie tax on benefits accrued before income tax is reconciled to the income tax as follows:

Prima facie tax payable on benefits accrued before income tax at 15%	9,965.70	(8,758.97)
Less:		
Tax effect of:		
Increase in MV of Investments	9,316.35	0.00
Exempt Pension Income	626.55	2,246.70
Realised Accounting Capital Gains	1,774.90	(3,038.61)
Accounting Trust Distributions	235.79	0.00
Other Non-Taxable Income	1.98	0.00
Add:		
Tax effect of:		
Decrease in MV of Investments	0.00	4,831.58

**K P ALAN CHEUNG SUPERANNUATION FUND****Notes to the Financial Statements**

For the year ended 30 June 2021

---

SMSF Non-Deductible Expenses	290.55	271.95
Pension Payments	1,500.00	2,340.00
Franking Credits	100.34	508.95
Foreign Credits	2.04	0.00
TFN Credits	0.00	14.70
Taxable Trust Distributions	76.75	0.00
Distributed Foreign Income	20.53	0.00
Rounding	(0.34)	(0.12)
Less credits:		
Franking Credits	668.93	3,393.01
TFN Credits	25.00	98.00
Current Tax or Refund	<u>(693.93)</u>	<u>(3,491.01)</u>

# K P ALAN CHEUNG SUPERANNUATION FUND

## Members Statement

Alan Kwok Pun Cheung  
 24 Banchory Avenue  
 Hillside, Victoria, 3037, Australia

### Your Details

Date of Birth :	Provided	Nominated Beneficiaries	N/A
Age:	73	Vested Benefits	317,581.95
Tax File Number:	Provided	Total Death Benefit	317,581.95
Date Joined Fund:	09/07/2013	Current Salary	0.00
Service Period Start Date:	09/07/2013	Previous Salary	0.00
Date Left Fund:		Disability Benefit	0.00
Member Code:	CHEALA00001P		
Account Start Date	01/07/2017		
Account Phase:	Retirement Phase		
Account Description:	Pension		

### Your Balance

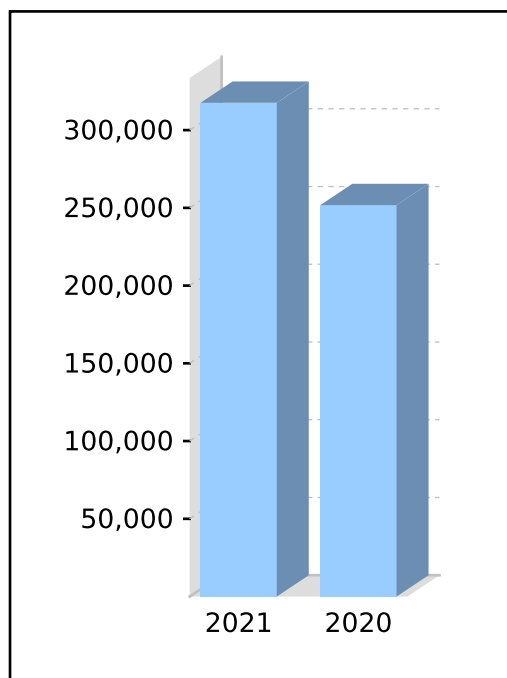
Total Benefits 317,581.95

#### Preservation Components

Preserved  
 Unrestricted Non Preserved 317,581.95  
 Restricted Non Preserved

#### Tax Components

Tax Free (32.27%) 99,849.35  
 Taxable 217,732.60  
 Investment Earnings Rate 30.81%



### Your Detailed Account Summary

	This Year	Last Year
Opening balance at 01/07/2020	251,753.56	306,011.14
<u>Increases to Member account during the period</u>		
Employer Contributions		
Personal Contributions (Concessional)		
Personal Contributions (Non Concessional)		
Government Co-Contributions		
Other Contributions		
Proceeds of Insurance Policies		
Transfers In		
Net Earnings	75,828.39	(38,657.58)
Internal Transfer In		
<u>Decreases to Member account during the period</u>		
Pensions Paid	10,000.00	15,600.00
Contributions Tax		
Income Tax		
No TFN Excess Contributions Tax		
Excess Contributions Tax		
Refund Excess Contributions		
Division 293 Tax		
Insurance Policy Premiums Paid		
Management Fees		
Member Expenses		
Benefits Paid/Transfers Out		
Superannuation Surcharge Tax		
Internal Transfer Out		
Closing balance at 30/06/2021	317,581.95	251,753.56


# Members Statement

---

### Trustee's Disclaimer

This statement has been prepared by the Trustee for the member whose name appears at the top of this statement. Every effort has been made by the Trustee to ensure the accuracy and completeness of this Statement. The Trustee does not accept any liability for any error, omission or misprint. All amounts shown in relation to benefits do not take into account any amounts which may be withheld to satisfy the requirements imposed by the Income Tax Assessment Act 1936.

Signed by all the trustees of the fund



---

Alan Kwok Pun Cheung  
Director

# K P ALAN CHEUNG SUPERANNUATION FUND

## Members Statement

Alan Kwok Pun Cheung  
 24 Banchory Avenue  
 Hillside, Victoria, 3037, Australia

### Your Details

Date of Birth :	Provided	Nominated Beneficiaries	N/A
Age:	73	Vested Benefits	5,537.10
Tax File Number:	Provided	Total Death Benefit	5,537.10
Date Joined Fund:	09/07/2013	Current Salary	0.00
Service Period Start Date:	09/07/2013	Previous Salary	0.00
Date Left Fund:		Disability Benefit	0.00
Member Code:	CHEALA00002P		
Account Start Date	01/07/2017		
Account Phase:	Retirement Phase		
Account Description:	Pension		

### Your Balance

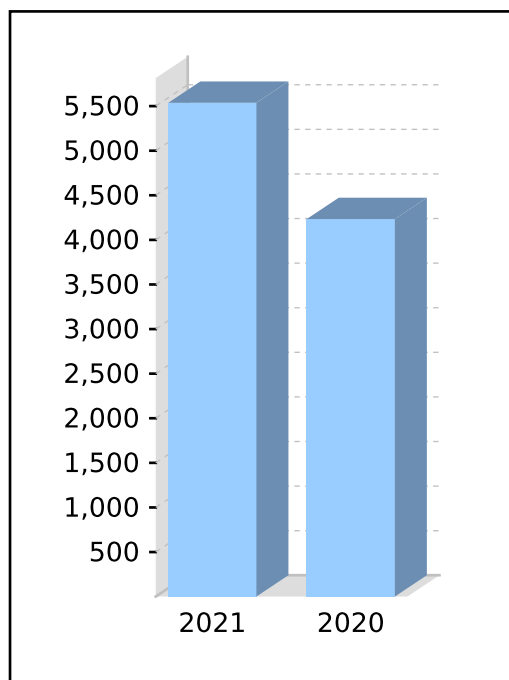
Total Benefits 5,537.10

#### Preservation Components

Preserved  
 Unrestricted Non Preserved 5,537.10  
 Restricted Non Preserved

#### Tax Components

Tax Free (32.27%) 4,418.68  
 Taxable 1,118.42  
 Investment Earnings Rate 30.79%



### Your Detailed Account Summary

	This Year	Last Year
Opening balance at 01/07/2020	4,233.57	4,878.12
<u>Increases to Member account during the period</u>		
Employer Contributions		
Personal Contributions (Concessional)		
Personal Contributions (Non Concessional)		
Government Co-Contributions		
Other Contributions		
Proceeds of Insurance Policies		
Transfers In		
Net Earnings	1,303.53	(644.55)
Internal Transfer In		
<u>Decreases to Member account during the period</u>		
Pensions Paid		
Contributions Tax		
Income Tax		
No TFN Excess Contributions Tax		
Excess Contributions Tax		
Refund Excess Contributions		
Division 293 Tax		
Insurance Policy Premiums Paid		
Management Fees		
Member Expenses		
Benefits Paid/Transfers Out		
Superannuation Surcharge Tax		
Internal Transfer Out		
Closing balance at 30/06/2021	5,537.10	4,233.57

## Members Statement

---

### Trustee's Disclaimer

This statement has been prepared by the Trustee for the member whose name appears at the top of this statement. Every effort has been made by the Trustee to ensure the accuracy and completeness of this Statement. The Trustee does not accept any liability for any error, omission or misprint. All amounts shown in relation to benefits do not take into account any amounts which may be withheld to satisfy the requirements imposed by the Income Tax Assessment Act 1936.

Signed by all the trustees of the fund



---

Alan Kwok Pun Cheung  
Director

**K P ALAN CHEUNG SUPERANNUATION FUND**

**Members Statement**

Alan Kwok Pun Cheung  
 24 Banchory Avenue  
 Hillside, Victoria, 3037, Australia

**Your Details**

Date of Birth : Provided  
 Age: 73  
 Tax File Number: Provided  
 Date Joined Fund: 09/07/2013  
 Service Period Start Date:  
 Date Left Fund:  
 Member Code: CHEALA00003A  
 Account Start Date 09/07/2013  
 Account Phase: Accumulation Phase  
 Account Description: Accumulation

Nominated Beneficiaries N/A  
 Vested Benefits

**Your Balance**


**Total Benefits**

Preservation Components

Preserved  
 Unrestricted Non Preserved  
 Restricted Non Preserved

Tax Components

Tax Free  
 Taxable  
 Investment Earnings Rate 0%



**Your Detailed Account Summary**

	This Year	Last Year
Opening balance at 01/07/2020		
<u>Increases to Member account during the period</u>		
Employer Contributions		
Personal Contributions (Concessional)		
Personal Contributions (Non Concessional)		
Government Co-Contributions		
Other Contributions		
Proceeds of Insurance Policies		
Transfers In		
Net Earnings		
Internal Transfer In		
<u>Decreases to Member account during the period</u>		
Pensions Paid		
Contributions Tax		
Income Tax		
No TFN Excess Contributions Tax		
Excess Contributions Tax		
Refund Excess Contributions		
Division 293 Tax		
Insurance Policy Premiums Paid		
Management Fees		
Member Expenses		
Benefits Paid/Transfers Out		
Superannuation Surcharge Tax		
Internal Transfer Out		
Closing balance at 30/06/2021	0.00	0.00

# Members Statement

---

### Trustee's Disclaimer

This statement has been prepared by the Trustee for the member whose name appears at the top of this statement. Every effort has been made by the Trustee to ensure the accuracy and completeness of this Statement. The Trustee does not accept any liability for any error, omission or misprint. All amounts shown in relation to benefits do not take into account any amounts which may be withheld to satisfy the requirements imposed by the Income Tax Assessment Act 1936.

Signed by all the trustees of the fund



Alan Kwok Pun Cheung  
Director



## Minutes of a meeting of the Director(s)

held on 14 July 2021 at 24 Banchory Avenue, Hillside, Victoria 3037

---

<b>PRESENT:</b>	Alan Kwok Pun Cheung
<b>MINUTES:</b>	The Chair reported that the minutes of the previous meeting had been signed as a true record.
<b>FINANCIAL STATEMENTS OF SUPERANNUATION FUND:</b>	<p>It was resolved that the financial statements would be prepared as special purpose financial statements as, in the opinion of the trustee(s), the Superannuation Fund is a non-reporting entity and therefore is not required to comply with all Australian Accounting Standards.</p> <p>The Chair tabled the financial statements and notes to the financial statements of the Superannuation Fund in respect of the year ended 30 June 2021 and it was resolved that such statements be and are hereby adopted as tabled.</p>
<b>TRUSTEE'S DECLARATION:</b>	It was resolved that the trustee's declaration of the Superannuation Fund be signed.
<b>ANNUAL RETURN:</b>	Being satisfied that the Fund had complied with the requirements of the Superannuation Industry (Supervision) Act 1993 (SISA) and Regulations during the year ended 30 June 2021, it was resolved that the annual return be approved, signed and lodged with the Australian Taxation Office.
<b>TRUST DEED:</b>	The Chair tabled advice received from the Fund's legal adviser confirming that the fund's trust deed is consistent with all relevant superannuation and trust law.
<b>INVESTMENT STRATEGY:</b>	The allocation of the Fund's assets and the Fund's investment performance over the financial year were reviewed and found to be within the acceptable ranges outlined in the investment strategy. After considering the risk, rate of return, diversification and liquidity of the investments and the ability of the Fund to discharge its existing liabilities, it was resolved that the investment strategy continues to reflect the purposes and circumstances of the Fund and its members. Accordingly, no changes in the investment strategy were required.
<b>ALLOCATION OF INCOME:</b>	It was resolved that the income of the Fund would be allocated to the members based on their average daily balance (an alternative allocation basis may be percentage of opening balance).
<b>INVESTMENT ACQUISITIONS:</b>	It was resolved to ratify the investment acquisitions throughout the financial year ended 30 June 2021.
<b>INVESTMENT DISPOSALS:</b>	It was resolved to ratify the investment disposals throughout the financial year ended 30 June 2021.
<b>AUDITORS:</b>	<p>It was resolved that</p> <p>Anthony Boys</p> <p>of</p> <p>PO Box 3376, Rundle Mall, South Australia 5000</p> <p>act as auditors of the Fund for the next financial year.</p>
<b>TAX AGENTS:</b>	<p>It was resolved that</p> <p>act as tax agents of the Fund for the next financial year.</p>
<b>TRUSTEE STATUS:</b>	Each of the trustee(s) confirmed that they are qualified to act as trustee(s) of the

# Minutes of a meeting of the Director(s)

held on 14 July 2021 at 24 Banchory Avenue, Hillside, Victoria 3037

---

Fund and that they are not disqualified persons as defined by s 120 of the SISA.

**CONTRIBUTIONS RECEIVED:**

It was resolved that the contributions during the year be allocated to members on the basis of the schedule provided by the principal Fund employer.

**ACCEPTANCE OF ROLLOVERS:**

The trustee has ensured that any rollover made to the Fund, meets the requirements of the Fund's deed and does not breach the superannuation laws in relation to:

1. making rollover between Funds; and,
2. breaching the Fund or the member investment strategy.

The trustee has reviewed the rollover and received advice that the rollover is in accordance with the Trust Deed and the rules of the Fund and the superannuation laws. As such the trustee has resolved to accept the rollover on behalf of the member.

**PAYMENT OF BENEFITS:**

The trustee has ensured that any payment of benefits made from the Fund, meets the requirements of the Fund's deed and does not breach the superannuation laws in relation to:

1. making payments to members; and,
2. breaching the Fund or the member investment strategy.

The trustee has reviewed the payment of the benefit and received advice that the transfer is in accordance with the Deed and the superannuation laws. As such the trustee has resolved to allow the payment of the benefits on behalf of the member.

**CLOSURE:**

All resolutions for this meeting were made in accordance with the SISA and Regulations.

There being no further business the meeting then closed.

Signed as a true record –

.....  
Alan Kwok Pun Cheung

Chairperson

**K P ALAN CHEUNG SUPERANNUATION FUND****Statement of Taxable Income**

For the year ended 30 June 2021

	<b>2021</b>
	<b>\$</b>
Benefits accrued as a result of operations	66,437.99
<b>Less</b>	
Other Non Taxable Income	13.20
Increase in MV of investments	62,109.00
Exempt current pension income	4,177.00
Realised Accounting Capital Gains	11,832.67
Accounting Trust Distributions	1,571.93
	<u>79,703.80</u>
<b>Add</b>	
SMSF non deductible expenses	1,937.00
Pension Payments	10,000.00
Franking Credits	668.93
Foreign Credits	13.58
Taxable Trust Distributions	511.66
Distributed Foreign income	136.88
	<u>13,268.05</u>
SMSF Annual Return Rounding	(2.24)
	<u>0.00</u>
<b>Taxable Income or Loss</b>	<u>0.00</u>
Income Tax on Taxable Income or Loss	0.00
<b>Less</b>	
Franking Credits	668.93
	<u>(668.93)</u>
<b>TAX PAYABLE</b>	<u>(668.93)</u>
<b>Less</b>	
TFN Credits	25.00
	<u>(693.93)</u>
<b>CURRENT TAX OR REFUND</b>	<u>(693.93)</u>
Supervisory Levy	259.00
	<u>(434.93)</u>
<b>AMOUNT DUE OR REFUNDABLE</b>	<u>(434.93)</u>

\* Distribution tax components review process has not been completed for the financial year.

## K P ALAN CHEUNG SUPERANNUATION FUND

# Trustees Declaration

Allan Cheung Nominees Pty Ltd ACN: 164728410

---

The directors of the trustee company have determined that the Fund is not a reporting entity and that these special purpose financial statements should be prepared in accordance with the accounting policies described in Note 1 to the financial statements.


The directors of the trustee company declare that:

- (i) the financial statements and notes to the financial statements for the year ended 30 June 2021 present fairly, in all material respects, the financial position of the Superannuation Fund at 30 June 2021 and the results of its operations for the year ended on that date in accordance with the accounting policies described in Note 1 to the financial statements;
- (ii) the financial statements and notes to the financial statements have been prepared in accordance with the requirements of the trust deed; and
- (iii) the operation of the superannuation fund has been carried out in accordance with its trust deed and in compliance with the requirements of the Superannuation Industry (Supervision) Act 1993 and associated Regulations during the year ended 30 June 2021.

Specifically, the directors of the trustee company declare that:

- in accordance with s120 of the Superannuation Industry (Supervision) Act 1993, no individual trustee has been or is a disqualified person;
- the Fund has satisfactory title to all assets, all assets are unencumbered and free from charge as prescribed by s50 of the Superannuation Industry (Supervision) Act 1993 and reg13.14 of the Superannuation Industry (Supervision) Regulations 1994; and
- to the knowledge of the directors of the trustee company, there have been no events or transactions subsequent to the balance date which could have a material impact on the Fund. Where such events have occurred, the effect of such events has been accounted and noted in the Fund's financial statements.

Signed in accordance with a resolution of the directors of the trustee company by:



.....  
Alan Kwok Pun-Cheung  
Allan Cheung Nominees Pty Ltd  
Director

14 July 2021

# K P ALAN CHEUNG SUPERANNUATION FUND

## Compilation Report

---

We have compiled the accompanying special purpose financial statements of the K P ALAN CHEUNG SUPERANNUATION FUND which comprise the statement of financial position as at 30/06/2021 the operating statement for the year then ended, a summary of significant accounting policies and other explanatory notes. The specific purpose for which the special purpose financial statements have been prepared is set out in Note 1 to the financial statements.

### **The Responsibility of the Trustee(s)**

The Trustee(s) of K P ALAN CHEUNG SUPERANNUATION FUND are solely responsible for the information contained in the special purpose financial statements, the reliability, accuracy and completeness of the information and for the determination that the financial reporting framework used is appropriate to meet their needs and for the purpose that the financial statements were prepared.

### **Our Responsibility**

On the basis of information provided by the Trustee(s), we have compiled the accompanying special purpose financial statements in accordance with the financial reporting framework as described in Note 1 to the financial statements and APES 315: Compilation of Financial Information.

We have applied our expertise in accounting and financial reporting to compile these financial statements in accordance with the financial reporting framework described in Note 1 to the financial statements. We have complied with the relevant ethical requirements of APES 110: Code of Ethics for Professional Accountants.

### **Assurance Disclaimer**

Since a compilation engagement is not an assurance engagement, we are not required to verify the reliability, accuracy or completeness of the information provided to us by management to compile these financial statements. Accordingly, we do not express an audit opinion or a review conclusion on these financial statements.

The special purpose financial statements were compiled exclusively for the benefit of the directors of the trustee company who are responsible for the reliability, accuracy and completeness of the information used to compile them. We do not accept responsibility for the contents of the special purpose financial statements.

of

Signed:

Dated: 14/07/2021