

# The White Superannuation Fund

ABN 88596326201

## Financial Statements and Reports for the Year Ended 30 June 2019



### Accrual Accounting & Taxation

Suite 2, 115 Currumburra Road

Ashmore QLD 4214

Phone: (07)5564 6884 Fax: (07)5564 6885

Email: [admin@accrual.com.au](mailto:admin@accrual.com.au)

---

# The White Superannuation Fund

## Reports Index

---

Compilation Report	1
Trustees Declaration	2
Detailed Operating Statement	3
Detailed Statement of Financial Position	5
Members Summary	7
Members Statement	8
Investment Summary	11
Investment Summary with Market Movement	13
Investment Strategy	14
Notes to the Financial Statements	16
SMSF Annual Return	
Statement of Taxable Income	22
General Ledger	23
Lodgement Declaration	33

---

# The White Superannuation Fund

## Compilation Report

---

We have compiled the accompanying special purpose financial statements of the The White Superannuation Fund which comprise the statement of financial position as at 30/06/2019 the operating statement for the year then ended, a summary of significant accounting policies and other explanatory notes. The specific purpose for which the special purpose financial statements have been prepared is set out in Note 1 to the financial statements.

### **The Responsibility of the Trustee**

The Trustee of The White Superannuation Fund are solely responsible for the information contained in the special purpose financial statements, the reliability, accuracy and completeness of the information and for the determination that the financial reporting framework used is appropriate to meet their needs and for the purpose that the financial statements were prepared.

### **Our Responsibility**

On the basis of information provided by the Trustee, we have compiled the accompanying special purpose financial statements in accordance with the financial reporting framework as described in Note 1 to the financial statements and APES 315: Compilation of Financial Information.

We have applied our expertise in accounting and financial reporting to compile these financial statements in accordance with the financial reporting framework described in Note 1 to the financial statements. We have complied with the relevant ethical requirements of APES 110: Code of Ethics for Professional Accountants.

### **Assurance Disclaimer**

Since a compilation engagement is not an assurance engagement, we are not required to verify the reliability, accuracy or completeness of the information provided to us by management to compile these financial statements. Accordingly, we do not express an audit opinion or a review conclusion on these financial statements.

The special purpose financial statements were compiled exclusively for the benefit of the directors of the trustee company who are responsible for the reliability, accuracy and completeness of the information used to compile them. We do not accept responsibility for the contents of the special purpose financial statements.

of

Signed:

Dated: 20/06/2019

## The White Superannuation Fund

# Trustees Declaration

---

The trustees have determined that the fund is not a reporting entity and that the special purpose financial statements should be prepared in accordance with the accounting policies described in Note 1 to the financial statements.

The trustees declare that:

- (i) the financial statements and notes to the financial statements for the year ended 30 June 2019 present fairly, in all material respects, the financial position of the superannuation fund at 30 June 2019 and the results of its operations for the year ended on that date in accordance with the accounting policies described in Note 1 to the financial statements;
- (ii) the financial statements and notes to the financial statements have been prepared in accordance with the requirements of the trust deed; and
- (iii) the operation of the superannuation fund has been carried out in accordance with its trust deed and in compliance with the requirements of the Superannuation Industry (Supervision) Act 1993 and associated Regulations during the year ended 30 June 2019.

Specifically, the trustees declares that:

- in accordance with s120 of the Superannuation Industry (Supervision) Act 1993, no individual trustee has been or is a disqualified person;
- the fund has satisfactory title to all assets, all assets are unencumbered and free from charge as prescribed by s50 of the Superannuation Industry (Supervision) Act 1993 and reg13.14 of the Superannuation Industry (Supervision) Act 1994; and
- to the knowledge of the trustees, there have been no events or transactions subsequent to the balance date which could have a material impact on the and. Where such events have occurred, the effect of such events has been accounts and noted in the fund's financial statements.

Signed in accordance with a resolution of the trustees by:

.....  
Mervyn White

Trustee

.....  
Patricia Rollason

Trustee

Dated this ..... day of .....2020

# The White Superannuation Fund

## Detailed Operating Statement

For the year ended 30 June 2019

	2019	2018
	\$	\$
<b>Income</b>		
<b>Investment Income</b>		
Dividends Received		
Aurizon Holdings Limited	298.41	278.92
Australia And New Zealand Banking Group Limited	224.00	224.00
Bendigo And Adelaide Bank Limited	1,419.18	1,312.66
Boral Limited.	81.00	0.00
Coca-cola Amatil Limited	121.41	115.30
G8 Education Limited	263.34	434.86
Hub24 Limited	3.10	0.00
Propertylink Group	0.00	357.39
Reliance Worldwide Corporation Limited	15.40	0.00
Suncorp Group Limited	488.68	411.82
Tabcorp Holdings Limited	926.94	485.54
Tatts Group Limited	0.00	1,324.32
Telstra Corporation Limited.	420.28	0.00
Telstra Corporation Limited.	0.00	586.18
Viva Energy Reit	326.67	0.00
Westpac Banking Corporation	1,026.48	632.62
	<u>5,614.89</u>	<u>6,163.61</u>
Interest Received		
NAB xx0218	35.30	0.00
NAB xx9465	5.49	5.04
	<u>40.79</u>	<u>5.04</u>
<b>Investment Gains</b>		
Realised Movements in Market Value		
Shares in Listed Companies (Australian)		
Afterpay Touch Group Limited	3,341.25	0.00
Marenica Energy Ltd	(1,006.20)	0.00
Propertylink Group	0.00	1,252.62
Tatts Group Limited	0.00	(6,935.05)
	<u>2,335.05</u>	<u>(5,682.43)</u>
Unrealised Movements in Market Value		
Shares in Listed Companies (Australian)		
Afterpay Touch Group Limited	(533.50)	533.50
Aurizon Holdings Limited	1,303.26	(1,254.54)
Australia And New Zealand Banking Group Limited	(4.20)	(67.20)
Bendigo And Adelaide Bank Limited	1,664.71	(472.46)
Boral Limited.	(423.00)	(24.00)
Coca-cola Amatil Limited	279.26	2.73
G8 Education Limited	1,500.52	(2,600.48)
Hub24 Limited	(130.55)	0.00
Icon Energy Limited	(10.80)	(18.90)
Living Cell Technologies Limited	(9.50)	(1,775.00)
Marenica Energy Ltd	(0.90)	(3.00)
Marenica Energy Ltd	1,006.20	(3.00)
Propertylink Group	0.00	(397.37)
Reliance Worldwide Corporation Limited	(646.53)	0.00
Slater & Gordon Limited	(4.94)	(76.29)
Suncorp Group Limited	(693.82)	(84.58)
Tabcorp Holdings Limited	(68.86)	19,686.44
Tatts Group Limited	0.00	(14,667.92)
Telstra Corporation Limited.	2,720.76	(3,716.16)
Viva Energy Reit	815.50	321.05

The accompanying notes form part of these financial statements.

Refer to compilation report

**The White Superannuation Fund**  
**Detailed Operating Statement**

For the year ended 30 June 2019

	<b>2019</b>	<b>2018</b>
	<b>\$</b>	<b>\$</b>
Westpac Banking Corporation	(279.57)	(429.10)
	<u>6,484.04</u>	<u>(5,046.28)</u>
<b>Changes in Market Values</b>	<u>8,819.09</u>	<u>(10,728.71)</u>
<b>Total Income</b>	<u>14,474.77</u>	<u>(4,560.06)</u>
<b>Expenses</b>		
Bank Charges	6.30	0.00
	<u>6.30</u>	<u>0.00</u>
<b>Member Payments</b>		
Pensions Paid		
White, Mervyn - Pension (Account Based Pension 2)	0.00	1,100.00
	<u>0.00</u>	<u>1,100.00</u>
<b>Total Expenses</b>	<u>6.30</u>	<u>1,100.00</u>
<b>Benefits accrued as a result of operations before income tax</b>	<u>14,468.47</u>	<u>(5,660.06)</u>
<b>Income Tax Expense</b>		
Income Tax Expense	(1,006.71)	(1,126.65)
<b>Total Income Tax</b>	<u>(1,006.71)</u>	<u>(1,126.65)</u>
<b>Benefits accrued as a result of operations</b>	<u>15,475.18</u>	<u>(4,533.41)</u>

*The accompanying notes form part of these financial statements.  
Refer to compilation report*

## The White Superannuation Fund

# Detailed Statement of Financial Position

As at 30 June 2019

	Note	2019 \$	2018 \$
<b>Assets</b>			
<b>Investments</b>			
Shares in Listed Companies (Australian)	2		
Afterpay Touch Group Limited		0.00	2,571.25
Aurizon Holdings Limited		6,577.20	5,273.94
Australia And New Zealand Banking Group Limited		3,949.40	3,953.60
Bendigo And Adelaide Bank Limited		24,688.56	21,604.12
Boral Limited.		1,536.00	1,959.00
Coca-cola Amatil Limited		2,749.18	2,346.00
G8 Education Limited		6,602.37	4,837.08
Hub24 Limited		1,841.40	0.00
Icon Energy Limited		37.80	48.60
Living Cell Technologies Limited		228.00	237.50
Marenica Energy Ltd		0.00	6.30
Marenica Energy Ltd		5.40	6.30
Reliance Worldwide Corporation Limited		1,355.20	0.00
Slater & Gordon Limited		20.02	24.96
Suncorp Group Limited		8,364.87	8,564.33
Tabcorp Holdings Limited		20,100.65	19,686.44
Telstra Corporation Limited.		8,516.20	5,795.44
Viva Energy Reit		6,058.00	5,242.50
Westpac Banking Corporation		11,060.40	10,313.60
<b>Total Investments</b>		<u>103,690.65</u>	<u>92,470.96</u>
<b>Other Assets</b>			
Bank Accounts 1	3		
NAB xx0218		4,017.48	765.75
NAB xx9465		60.46	54.97
Dividend Reinvestment - Residual Account		166.17	174.61
Reinvestment Residual Account			
Coca-cola Amatil Limited		5.69	5.69
G8 Education Limited		(2.91)	(2.91)
Suncorp Group Limited		2.83	2.83
Westpac Banking Corporation		(11.27)	(11.27)
Income Tax Refundable		6,551.58	5,544.87
<b>Total Other Assets</b>		<u>10,790.03</u>	<u>6,534.54</u>
<b>Total Assets</b>		<u>114,480.68</u>	<u>99,005.50</u>

The accompanying notes form part of these financial statements.

Refer to compilation report

## The White Superannuation Fund

# Detailed Statement of Financial Position

As at 30 June 2019

	Note	2019	2018
		\$	\$
<b>Net assets available to pay benefits</b>		<u>114,480.68</u>	<u>99,005.50</u>
Represented By :			
<b>Liability for accrued benefits allocated to members' accounts</b>	4, 5		
White, Mervyn - Accumulation (Opening Balance)		15,522.69	0.00
White, Mervyn - Pension (Account Based Pension 2)		0.00	13,424.25
Rollason, Patricia - Accumulation (Opening Balance)		98,957.99	85,581.25
<b>Total Liability for accrued benefits allocated to members' accounts</b>		<u>114,480.68</u>	<u>99,005.50</u>

*The accompanying notes form part of these financial statements.*

*Refer to compilation report*



The White Superannuation Fund  
**Members Summary Report**

As at 30 June 2019

Opening Balance	Increases				Decreases					Closing Balance	
	Contributions	Transfers In	Net Earnings	Insurance Proceeds	Pensions Paid	Contributions Tax	Taxes Paid	Benefits Paid/ Transfers Out	Insurance Premiums		Member Expenses
<b>Mervyn Stephen White (Age: 78)</b>											
MERVYN - Opening Balance											
		13,424.25	2,257.68				159.24				15,522.69
WHIMER00009P - Account Based Pension 2 - Tax Free: 0.00%											
13,424.25								13,424.25			
<b>13,424.25</b>		<b>13,424.25</b>	<b>2,257.68</b>				<b>159.24</b>	<b>13,424.25</b>			<b>15,522.69</b>
<b>Patricia Lorraine Rollason (Age: 67)</b>											
PATRICIA - Opening Balance											
85,581.25			14,391.85				1,015.11				98,957.99
<b>85,581.25</b>			<b>14,391.85</b>				<b>1,015.11</b>				<b>98,957.99</b>
<b>99,005.50</b>		<b>13,424.25</b>	<b>16,649.53</b>				<b>1,174.35</b>	<b>13,424.25</b>			<b>114,480.68</b>

# Members Statement

Mervyn Stephen White  
 PO Box 3304 Australia Fair  
 Southport, Queensland, 4215, Australia

### Your Details

Date of Birth : 13/09/1940  
 Age: 78  
 Tax File Number: Provided  
 Date Joined Fund: 01/07/2015  
 Service Period Start Date:  
 Date Left Fund:  
 Member Code: MERVYN  
 Account Start Date 01/07/2016  
 Account Phase: Accumulation Phase  
 Account Description: Opening Balance

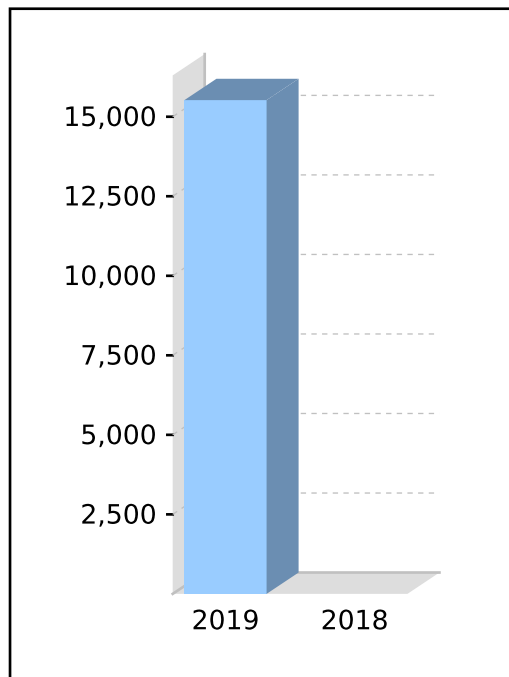
Nominated Beneficiaries N/A  
 Vested Benefits 15,522.69  
 Total Death Benefit 15,522.69

### Your Balance

Total Benefits 15,522.69

Preservation Components  
 Preserved 12,629.02  
 Unrestricted Non Preserved 2,893.67  
 Restricted Non Preserved

Tax Components  
 Tax Free  
 Taxable 15,522.69



### Your Detailed Account Summary

	This Year	Last Year
Opening balance at 01/07/2018		14,829.02
<u>Increases to Member account during the period</u>		
Employer Contributions		
Personal Contributions (Concessional)		
Personal Contributions (Non Concessional)		
Government Co-Contributions		
Other Contributions		
Proceeds of Insurance Policies		
Transfers In		
Net Earnings	2,257.68	
Internal Transfer In	13,424.25	
<u>Decreases to Member account during the period</u>		
Pensions Paid		
Contributions Tax		
Income Tax	159.24	
No TFN Excess Contributions Tax		
Excess Contributions Tax		
Refund Excess Contributions		
Division 293 Tax		
Insurance Policy Premiums Paid		
Management Fees		
Member Expenses		
Benefits Paid/Transfers Out		
Superannuation Surcharge Tax		
Internal Transfer Out		14,829.02
Closing balance at 30/06/2019	15,522.69	0.00

# Members Statement

Mervyn Stephen White  
 PO Box 3304 Australia Fair  
 Southport, Queensland, 4215, Australia

### Your Details

Date of Birth : 13/09/1940  
 Age: 78  
 Tax File Number: Provided  
 Date Joined Fund: 01/07/2015  
 Service Period Start Date:  
 Date Left Fund: 01/07/2018  
 Member Code: WHIMER00009P  
 Account Start Date 01/07/2017  
 Account Phase: Retirement Phase  
 Account Description: Account Based Pension 2

Nominated Beneficiaries N/A  
 Vested Benefits  
 Total Death Benefit

### Your Balance

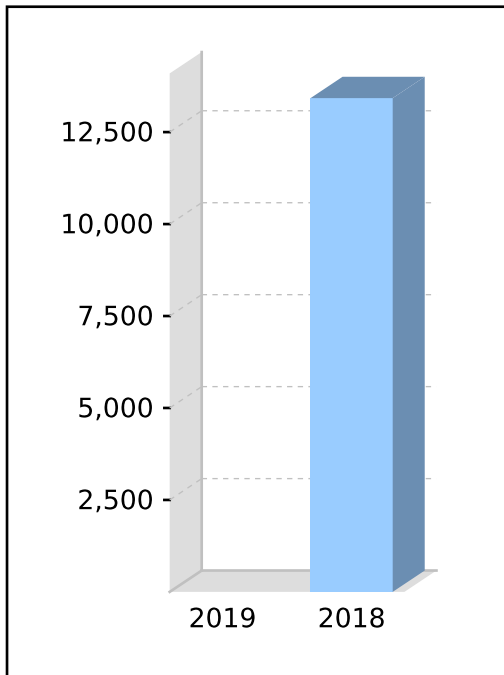
#### Total Benefits

Preservation Components

Preserved  
 Unrestricted Non Preserved  
 Restricted Non Preserved

Tax Components

Tax Free (0.00%)  
 Taxable



### Your Detailed Account Summary

	This Year	Last Year
Opening balance at 01/07/2018	13,424.25	
<u>Increases to Member account during the period</u>		
Employer Contributions		
Personal Contributions (Concessional)		
Personal Contributions (Non Concessional)		
Government Co-Contributions		
Other Contributions		
Proceeds of Insurance Policies		
Transfers In		
Net Earnings		(304.77)
Internal Transfer In		14,829.02
<u>Decreases to Member account during the period</u>		
Pensions Paid		1,100.00
Contributions Tax		
Income Tax		
No TFN Excess Contributions Tax		
Excess Contributions Tax		
Refund Excess Contributions		
Division 293 Tax		
Insurance Policy Premiums Paid		
Management Fees		
Member Expenses		
Benefits Paid/Transfers Out		
Superannuation Surcharge Tax		
Internal Transfer Out	13,424.25	
Closing balance at 30/06/2019	0.00	13,424.25

# Members Statement

Patricia Lorraine Rollason  
 PO Box 3304 Australia Fair  
 Southport, Queensland, 4215, Australia

### Your Details

Date of Birth : 22/08/1951  
 Age: 67  
 Tax File Number: Provided  
 Date Joined Fund: 30/06/2016  
 Service Period Start Date:  
 Date Left Fund:  
 Member Code: PATRICIA  
 Account Start Date 30/06/2016  
 Account Phase: Accumulation Phase  
 Account Description: Opening Balance

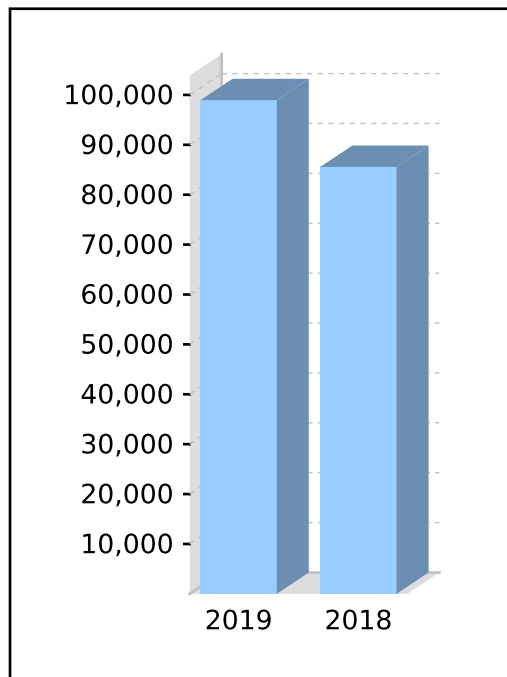
Nominated Beneficiaries N/A  
 Vested Benefits 98,957.99  
 Total Death Benefit 98,957.99

### Your Balance

Total Benefits 98,957.99

Preservation Components  
 Preserved 80,098.22  
 Unrestricted Non Preserved 18,859.77  
 Restricted Non Preserved

Tax Components  
 Tax Free 852.43  
 Taxable 98,105.56



### Your Detailed Account Summary

	This Year	Last Year
Opening balance at 01/07/2018	85,581.25	88,709.89
<u>Increases to Member account during the period</u>		
Employer Contributions		
Personal Contributions (Concessional)		
Personal Contributions (Non Concessional)		
Government Co-Contributions		
Other Contributions		
Proceeds of Insurance Policies		
Transfers In		
Net Earnings	14,391.85	(1,841.49)
Internal Transfer In		
<u>Decreases to Member account during the period</u>		
Pensions Paid		
Contributions Tax		
Income Tax	1,015.11	1,287.15
No TFN Excess Contributions Tax		
Excess Contributions Tax		
Refund Excess Contributions		
Division 293 Tax		
Insurance Policy Premiums Paid		
Management Fees		
Member Expenses		
Benefits Paid/Transfers Out		
Superannuation Surcharge Tax		
Internal Transfer Out		
Closing balance at 30/06/2019	98,957.99	85,581.25

# The White Superannuation Fund Investment Summary Report

As at 30 June 2019

Investment	Units	Market Price <sup>1</sup>	Market Value	Average Cost	Accounting Cost	Unrealised Gain/(Loss)	Gain/(Loss)%	Portfolio Weight%	
<b>Cash/Bank Accounts</b>									
NAB xx0218		4,017.480000	4,017.48	4,017.48	4,017.48			3.73 %	
NAB xx9465		60.460000	60.46	60.46	60.46			0.06 %	
			<b>4,077.94</b>		<b>4,077.94</b>		<b>0.00 %</b>	<b>3.78 %</b>	
<b>Shares in Listed Companies (Australian)</b>									
AZJ.AX	Aurizon Holdings Limited	1,218.00	5.400000	6,577.20	2.30	2,800.00	3,777.20	134.90 %	6.10 %
ANZ.AX	Australia And New Zealand Banking Group Limited	140.00	28.210000	3,949.40	29.27	4,097.20	(147.80)	(3.61) %	3.66 %
BEN.AX	Bendigo And Adelaide Bank Limited	2,132.00	11.580000	24,688.56	8.89	18,963.45	5,725.11	30.19 %	22.91 %
BLD.AX	Boral Limited.	300.00	5.120000	1,536.00	6.61	1,983.00	(447.00)	(22.54) %	1.43 %
CCL.AX	Coca-cola Amatil Limited	269.00	10.220000	2,749.18	8.24	2,217.80	531.38	23.96 %	2.55 %
GEM.AX	G8 Education Limited	2,179.00	3.030000	6,602.37	3.52	7,664.72	(1,062.35)	(13.86) %	6.13 %
HUB.AX	Hub24 Limited	155.00	11.880000	1,841.40	12.72	1,971.95	(130.55)	(6.62) %	1.71 %
ICN.AX	Icon Energy Limited	2,700.00	0.014000	37.80	0.57	1,527.00	(1,489.20)	(97.52) %	0.04 %
LCT.AX	Living Cell Technologies Limited	9,500.00	0.024000	228.00	0.21	2,012.50	(1,784.50)	(88.67) %	0.21 %
MEY.AX	Marenica Energy Ltd	60.00	0.090000*	5.40	16.88	1,012.50	(1,007.10)	(99.47) %	0.00 %
RWC.AX	Reliance Worldwide Corporation Limited	385.00	3.520000	1,355.20	5.20	2,001.73	(646.53)	(32.30) %	1.26 %
SGH.AX	Slater & Gordon Limited	13.00	1.540000	20.02	41.49	539.38	(519.36)	(96.29) %	0.02 %
SUN.AX	Suncorp Group Limited	621.00	13.470000	8,364.87	8.95	5,560.34	2,804.53	50.44 %	7.76 %
TAH.AX	Tabcorp Holdings Limited	4,517.00	4.450000	20,100.65	0.11	483.07	19,617.58	4,061.02 %	18.65 %
TLS.AX	Telstra Corporation Limited.	2,212.00	3.850000	8,516.20	3.51	7,767.27	748.93	9.64 %	7.90 %
VVR.AX	Viva Energy Reit	2,330.00	2.600000	6,058.00	2.11	4,921.45	1,136.55	23.09 %	5.62 %
WBC.AX	Westpac Banking Corporation	390.00	28.360000	11,060.40	24.43	9,526.21	1,534.19	16.10 %	10.26 %
			<b>103,690.65</b>		<b>75,049.57</b>	<b>28,641.08</b>	<b>38.16 %</b>	<b>96.22 %</b>	
			<b>107,768.59</b>		<b>79,127.51</b>	<b>28,641.08</b>	<b>36.20 %</b>	<b>100.00 %</b>	

<sup>1</sup>Market Prices as at Reporting Date. Note: Where prices unavailable, system will use last known price

\* Investments using last known price

<u>Investment</u>	<u>Market Price</u>	<u>Market Price Date</u>
Marenica Energy Ltd	0.090000	27/06/2019

# The White Superannuation Fund

## Investment Summary with Market Movement

As at 30 June 2019

Investment	Units	Market Price	Market Value	Average Cost	Accounting Cost	Unrealised		Realised Movement
						Overall	Current Year	
<b>Cash/Bank Accounts</b>								
NAB xx0218		4,017.480000	4,017.48	4,017.48	4,017.48			
NAB xx9465		60.460000	60.46	60.46	60.46			
			<b>4,077.94</b>		<b>4,077.94</b>			
<b>Shares in Listed Companies (Australian)</b>								
APT.AX	Afterpay Touch Group Limited	0.00	25.070000	0.00	0.00	0.00	(533.50)	3,341.25
AZJ.AX	Aurizon Holdings Limited	1,218.00	5.400000	6,577.20	2.30	2,800.00	1,303.26	0.00
ANZ.AX	Australia And New Zealand Banking Group Limited	140.00	28.210000	3,949.40	29.27	4,097.20	(147.80)	(4.20)
BEN.AX	Bendigo And Adelaide Bank Limited	2,132.00	11.580000	24,688.56	8.89	18,963.45	5,725.11	1,664.71
BLD.AX	Boral Limited.	300.00	5.120000	1,536.00	6.61	1,983.00	(447.00)	(423.00)
CCL.AX	Coca-cola Amatil Limited	269.00	10.220000	2,749.18	8.24	2,217.80	531.38	279.26
GEM.AX	G8 Education Limited	2,179.00	3.030000	6,602.37	3.52	7,664.72	(1,062.35)	1,500.52
HUB.AX	Hub24 Limited	155.00	11.880000	1,841.40	12.72	1,971.95	(130.55)	(130.55)
ICN.AX	Icon Energy Limited	2,700.00	0.014000	37.80	0.57	1,527.00	(1,489.20)	(10.80)
LCT.AX	Living Cell Technologies Limited	9,500.00	0.024000	228.00	0.21	2,012.50	(1,784.50)	(9.50)
MEY.AX	Marenica Energy Ltd	0.00	0.090000	0.00	0.00	0.00	1,006.20	(1,006.20)
MEY.AX	Marenica Energy Ltd	60.00	0.090000	5.40	16.88	1,012.50	(1,007.10)	(0.90)
RWC.AX	Reliance Worldwide Corporation Limited	385.00	3.520000	1,355.20	5.20	2,001.73	(646.53)	(646.53)
SGH.AX	Slater & Gordon Limited	13.00	1.540000	20.02	41.49	539.38	(519.36)	(4.94)
SUN.AX	Suncorp Group Limited	621.00	13.470000	8,364.87	8.95	5,560.34	2,804.53	(693.82)
TAH.AX	Tabcorp Holdings Limited	4,517.00	4.450000	20,100.65	0.11	483.07	19,617.58	(68.86)
TLS.AX	Telstra Corporation Limited.	2,212.00	3.850000	8,516.20	3.51	7,767.27	748.93	2,720.76
VVR.AX	Viva Energy Reit	2,330.00	2.600000	6,058.00	2.11	4,921.45	1,136.55	815.50
WBC.AX	Westpac Banking Corporation	390.00	28.360000	11,060.40	24.43	9,526.21	1,534.19	(279.57)
			<b>103,690.65</b>		<b>75,049.57</b>	<b>28,641.08</b>	<b>6,484.04</b>	<b>2,335.05</b>
			<b>107,768.59</b>		<b>79,127.51</b>	<b>28,641.08</b>	<b>6,484.04</b>	<b>2,335.05</b>

# The White Superannuation Fund

## Projected Investment Strategy

---

### Overview

The aim of this strategy is to provide the Members with an income on retirement.

### Investment Objectives

The Trustee will at all times act prudently to maximise the rate of return, subject to acceptable risk parameters, and maintenance of appropriate diversification across a broad range of assets.

Having considered the risk profile of the fund and the member's needs and circumstances, the trustee has adopted the following objectives for the investment of assets of the fund;

- to achieve an investment return (based on market values and net of tax and charges) that exceeds the CPI by at least 3% per annum when measured over a rolling 5 year period.
- to have a probability of zero or negative returns in any 12 Month period of less than one in five years; and
- have sufficient liquidity to meet liabilities as and when they fall due.

### Investment Strategy

The fund will invest in a portfolio of assets according to market conditions and within the ranges specified below:

### Asset Allocation

The targeted asset allocation will be in the following ranges:

<u>Asset Class</u>	<u>Target Range</u>	<u>Benchmark</u>
Australian Shares	85 - 95 %	95 %
International Shares	0 - 0 %	0 %
Cash	3 - 8 %	5 %
Australian Fixed Interest	0 - 0 %	0 %
International Fixed Interest	0 - 0 %	0 %
Mortgages	0 - 0 %	0 %
Direct Property	0 - 0 %	0 %
Listed Property	0 - 0 %	0 %
Other	0 - 0 %	0 %

Quality companies and trusts as supported by research and fundamental analysis will be selected. Direct investments in property, artwork and lease equipment may form part of the strategy provided there is sufficient basis for the decision.

### Insurance

The Trustees have considered and consulted Professional Advice where necessary to ensure that all fund members have the correct type and level of insurance. Insurance may be held within or outside the SMSF.

### Review and Monitoring

The trustees will monitor and review the fund's investment activities on a regular basis and to communicate with the members should they feel that any change in strategy is necessary in order to achieve the fund's objective.

Date: 01/07/2018

.....  
Mervyn White



The White Superannuation Fund  
**Projected Investment Strategy**

---

.....  
Patricia Rollason

# Notes to the Financial Statements

For the year ended 30 June 2019

---

## Note 1: Summary of Significant Accounting Policies

The trustees have prepared the financial statements on the basis that the superannuation fund is a non-reporting entity because there are no users dependent on general purpose financial statements. The financial statements are therefore special purpose financial statements that have been prepared in order to meet the requirements of the Superannuation Industry (Supervision) Act 1993 and associated Regulations, the trust deed of the fund and the needs of members.

The financial statements have been prepared on a cash basis and are based on historical costs, except for investments which have been measured at market value.

The following significant accounting policies, which are consistent with the policies applied in the previous period unless otherwise stated, have been adopted in the preparation of the financial statements.

The financial statements were authorised for issue by the Trustee(s).

### a. Measurement of Investments

The fund initially recognises:

- (i) an investment when it controls the future economic benefits expected to flow from the asset. For financial assets, the trade date is considered to be the date on which control of the future economic benefits attributable to the asset passes to the fund; and
- (ii) a financial liability on the date it becomes a party to the contractual provisions of the instrument.

Investments of the fund have been measured at market value, which refers to the amount that a willing buyer could reasonably be expected to pay to acquire the asset from a willing seller if the following assumptions were made:

- that the buyer and the seller deal with each other at arm's length in relation to the sale;
- that the sale occurred after proper marketing of the asset; and
- that the buyer and the seller acted knowledgeably and prudentially in relation to the sale.

Market value has been determined as follows:

- (i) shares and other securities listed on the Australian Securities Exchange by reference to the relevant market quotations at the end of the reporting period;
- (ii) units in managed funds by reference to the unit redemption price at the end of the reporting period;
- (iii) fixed-interest securities by reference to the redemption price at the end of the reporting period;
- (iv) unlisted investments are stated at trustees' assessment based on estimated market value at balance date or where necessary, an external valuer's opinion; and
- (v) investment properties at the trustees' assessment of the market value or where necessary a qualified independent valuer's opinion at the end of reporting period.

Financial liabilities, such as trade creditors and other payables, are measured at the gross value of the outstanding balance at the end of the reporting period. The trustees have determined that the gross values of the fund's financial liabilities is equivalent to their market values. Any remeasurement changes in the gross values of non-current financial liabilities (including liabilities for members' accrued benefits) are recognised in the operating statement in the periods in which they occur.

### b. Cash and Cash Equivalents

Cash and cash equivalents include cash on hand and at call, deposits with banks and short-term, highly liquid investments that are readily convertible to cash and subject to an insignificant risk of change in value.

### c. Revenue

Revenue is recognised at the fair value of the consideration received or receivable.

#### Interest revenue

Interest revenue is recognised in respect of fixed-interest securities, and cash and cash equivalent balances. Interest revenue is recognised upon receipt.

## Notes to the Financial Statements

For the year ended 30 June 2019

### Dividend revenue

Dividend revenue is recognised when the dividend has been paid or, in the case of dividend reinvestment schemes, when the dividend is credited to the benefit of the fund.

### Rental revenue

Rental revenue arising from operating leases on investment properties is recognised upon receipt.

### Distribution revenue

Distributions from unit trusts and managed funds are recognised as at the date the unit value is quoted ex-distribution and if not received at the end of the reporting period, are reflected in the statement of financial position as a receivable at market value.

### Remeasurement changes in market values

Remeasurement changes in the market values of assets are recognised as income and determined as the difference between the market value at year-end or consideration received (if sold during the year) and the market value as at the prior year-end or cost (if acquired during the period).

### d. Liability for Accrued Benefits

The liability for accrued benefits represents the fund's present obligation to pay benefits to members and beneficiaries, and has been calculated as the difference between the carrying amount of the assets and the carrying amount of the other payables and income tax liabilities as at the end of the reporting period.

### e. Critical Accounting Estimates and Judgements

The preparation of financial statements requires the trustees to make judgements, estimates and assumptions that affect the application of accounting policies and the reported amounts of assets and liabilities, income and expenses. Actual results may differ from these estimates.

Estimates and underlying assumptions are reviewed on an ongoing basis. Revisions to accounting estimates are recognised in the period in which the estimate is revised and in any future period affected.

### Note 2: Shares in Listed Companies (Australian)

	2019 \$	2018 \$
Australia And New Zealand Banking Group Limited	3,949.40	3,953.60
Afterpay Touch Group Limited	0.00	2,571.25
Aurizon Holdings Limited	6,577.20	5,273.94
Bendigo And Adelaide Bank Limited	24,688.56	21,604.12
Boral Limited.	1,536.00	1,959.00
Coca-cola Amatil Limited	2,749.18	2,346.00
G8 Education Limited	6,602.37	4,837.08
Hub24 Limited	1,841.40	0.00
Icon Energy Limited	37.80	48.60
Living Cell Technologies Limited	228.00	237.50

**The White Superannuation Fund**

**Notes to the Financial Statements**

For the year ended 30 June 2019

Marenica Energy Ltd	0.00	6.30
Marenica Energy Ltd	5.40	6.30
Reliance Worldwide Corporation Limited	1,355.20	0.00
Slater & Gordon Limited	20.02	24.96
Suncorp Group Limited	8,364.87	8,564.33
Tabcorp Holdings Limited	20,100.65	19,686.44
Telstra Corporation Limited.	8,516.20	5,795.44
Viva Energy Reit	6,058.00	5,242.50
Westpac Banking Corporation	11,060.40	10,313.60
	103,690.65	92,470.96

**Note 4: Liability for Accrued Benefits**

	<b>2019</b>	<b>2018</b>
	<b>\$</b>	<b>\$</b>
Liability for accrued benefits at beginning of year	99,005.50	103,538.91
Benefits accrued as a result of operations	15,475.18	(4,533.41)
Current year member movements	0.00	0.00
Liability for accrued benefits at end of year	114,480.68	99,005.50

**Note 5: Vested Benefits**

Vested benefits are benefits that are not conditional upon continued membership of the fund (or any factor other than resignation from the plan) and include benefits which members were entitled to receive had they terminated their fund membership as at the end of the reporting period.

	<b>2019</b>	<b>2018</b>
	<b>\$</b>	<b>\$</b>
Vested Benefits	114,480.68	99,005.50

**Note 6: Guaranteed Benefits**

No guarantees have been made in respect of any part of the liability for accrued benefits.

**Note 7: Dividends**

<b>2019</b>	<b>2018</b>
-------------	-------------

## The White Superannuation Fund

# Notes to the Financial Statements

For the year ended 30 June 2019

	\$	\$
Aurizon Holdings Limited	298.41	278.92
Australia And New Zealand Banking Group Limited	224.00	224.00
Bendigo And Adelaide Bank Limited	1,419.18	1,312.66
Boral Limited.	81.00	0.00
Coca-cola Amatil Limited	121.41	115.30
G8 Education Limited	263.34	434.86
Hub24 Limited	3.10	0.00
Propertylink Group	0.00	357.39
Reliance Worldwide Corporation Limited	15.40	0.00
Suncorp Group Limited	488.68	411.82
Tabcorp Holdings Limited	926.94	485.54
Tatts Group Limited	0.00	1,324.32
Telstra Corporation Limited.	420.28	586.18
Viva Energy Reit	326.67	0.00
Westpac Banking Corporation	1,026.48	632.62
	5,614.89	6,163.61

### Note 8: Changes in Market Values Unrealised Movements in Market Value

	2019 \$	2018 \$
<b>Shares in Listed Companies (Australian)</b>		
Afterpay Touch Group Limited	(533.50)	533.50
Aurizon Holdings Limited	1,303.26	(1,254.54)
Australia And New Zealand Banking Group Limited	(4.20)	(67.20)
Bendigo And Adelaide Bank Limited	1,664.71	(472.46)
Boral Limited.	(423.00)	(24.00)
Coca-cola Amatil Limited	279.26	2.73
G8 Education Limited	1,500.52	(2,600.48)
Hub24 Limited	(130.55)	0.00
Icon Energy Limited	(10.80)	(18.90)
Living Cell Technologies Limited	(9.50)	(1,775.00)
Marenica Energy Ltd	(0.90)	(3.00)

## The White Superannuation Fund

# Notes to the Financial Statements

For the year ended 30 June 2019

Marenica Energy Ltd	1,006.20	(3.00)
Propertylink Group	0.00	(397.37)
Reliance Worldwide Corporation Limited	(646.53)	0.00
Slater & Gordon Limited	(4.94)	(76.29)
Suncorp Group Limited	(693.82)	(84.58)
Tabcorp Holdings Limited	(68.86)	19,686.44
Tatts Group Limited	0.00	(14,667.92)
Telstra Corporation Limited.	2,720.76	(3,716.16)
Viva Energy Reit	815.50	321.05
Westpac Banking Corporation	(279.57)	(429.10)
	6,484.04	(5,046.28)
<b>Total Unrealised Movement</b>	6,484.04	(5,046.28)
<b>Realised Movements in Market Value</b>	<b>2019</b>	<b>2018</b>
	<b>\$</b>	<b>\$</b>
<b>Shares in Listed Companies (Australian)</b>		
Afterpay Touch Group Limited	3,341.25	0.00
Marenica Energy Ltd	(1,006.20)	0.00
Propertylink Group	0.00	1,252.62
Tatts Group Limited	0.00	(6,935.05)
	2,335.05	(5,682.43)
<b>Total Realised Movement</b>	2,335.05	(5,682.43)
<b>Changes in Market Values</b>	8,819.09	(10,728.71)
<b>Note 9: Income Tax Expense</b>	<b>2019</b>	<b>2018</b>
The components of tax expense comprise	<b>\$</b>	<b>\$</b>
Current Tax	(1,006.71)	(1,126.65)
Income Tax Expense	(1,006.71)	(1,126.65)

## The White Superannuation Fund

# Notes to the Financial Statements

For the year ended 30 June 2019

---

The prima facie tax on benefits accrued before income tax is reconciled to the income tax as follows:

Prima facie tax payable on benefits accrued before income tax at 15%	2,170.27	(849.01)
Less:		
Tax effect of:		
Increase in MV of Investments	972.61	0.00
Realised Accounting Capital Gains	350.26	(852.36)
Add:		
Tax effect of:		
Decrease in MV of Investments	0.00	756.94
Pension Payments	0.00	165.00
Franking Credits	327.16	362.07
Rounding	(0.21)	(0.21)
Income Tax on Taxable Income or Loss	<u>1,174.35</u>	<u>1,287.15</u>
Less credits:		
Franking Credits	2,181.06	2,413.80
Current Tax or Refund	<u>(1,006.71)</u>	<u>(1,126.65)</u>

# Self-managed superannuation fund annual return **2019**

## Who should complete this annual return?

Only self-managed superannuation funds (SMSFs) can complete this annual return. All other funds must complete the *Fund income tax return 2019* (NAT 71287).

- ❗ The *Self-managed superannuation fund annual return instructions 2019* (NAT 71606) (the instructions) can assist you to complete this annual return.
- ⊖ The SMSF annual return cannot be used to notify us of a change in fund membership. You must update fund details via [ABR.gov.au](http://ABR.gov.au) or complete the Change of details for superannuation entities form (NAT 3036).

## To complete this annual return

- Print clearly, using a BLACK pen only.
- Use BLOCK LETTERS and print one character per box.
 

S	M	I	T	H		S	T				
---	---	---	---	---	--	---	---	--	--	--	--
- Place  in ALL applicable boxes.

- Postal address for annual returns:

**Australian Taxation Office**  
**GPO Box 9845**  
**[insert the name and postcode**  
**of your capital city]**

For example;

**Australian Taxation Office**  
**GPO Box 9845**  
**SYDNEY NSW 2001**

## Section A: Fund information

### 1 Tax file number (TFN)

- ❗ The ATO is authorised by law to request your TFN. You are not obliged to quote your TFN but not quoting it could increase the chance of delay or error in processing your annual return. See the Privacy note in the Declaration.

➤ To assist processing, write the fund's TFN at the top of pages 3, 5, 7 and 9.

### 2 Name of self-managed superannuation fund (SMSF)

### 3 Australian business number (ABN) (if applicable)

### 4 Current postal address

Suburb/town

State/territory

Postcode

### 5 Annual return status

- |  |             |     |
|--|-------------|-----|
| Is this an amendment to the SMSF's 2019 return?                | <b>A</b> No | Yes |
| Is this the first required return for a newly registered SMSF? | <b>B</b> No | Yes |



**6 SMSF auditor**

Auditor's name

Title: Mr Mrs Miss Ms Other

Family name

First given name

Other given names

SMSF Auditor Number

Auditor's phone number

Postal address

Suburb/town

State/territory

Postcode

Date audit was completed **A**      Day / Month / YearWas Part A of the audit report qualified?      **B** No      YesWas Part B of the audit report qualified?      **C** No      YesIf the audit report was qualified, have the reported issues been rectified?      **D** No      Yes**7 Electronic funds transfer (EFT)**

We need your self-managed super fund's financial institution details to pay any super payments and tax refunds owing to you.

**A Fund's financial institution account details**

This account is used for super contributions and rollovers. Do not provide a tax agent account here.

Fund BSB number

Fund account number

Fund account name

I would like my tax refunds made to this account.      **Go to C.****B Financial institution account details for tax refunds**

This account is used for tax refunds. You can provide a tax agent account here.

BSB number

Account number

Account name

**C Electronic service address alias**

Provide the electronic service address alias (ESA) issued by your SMSF messaging provider. (For example, SMSFdataESAAlias). See instructions for more information.

**8 Status of SMSF** Australian superannuation fund **A** No Yes Fund benefit structure **B** Code  
 Does the fund trust deed allow acceptance of the Government's Super Co-contribution and Low Income Super Amounts? **C** No Yes

**9 Was the fund wound up during the income year?**

No Yes **▶** If yes, provide the date on which the fund was wound up Day / Month / Year **▶** Have all tax lodgment and payment obligations been met? No Yes

**10 Exempt current pension income**

Did the fund pay retirement phase superannuation income stream benefits to one or more members in the income year?

To claim a tax exemption for current pension income, you must pay at least the minimum benefit payment under the law. Record exempt current pension income at Label **A**.

No **▶** Go to Section B: Income.

Yes **▶** Exempt current pension income amount **A** \$

Which method did you use to calculate your exempt current pension income?

Segregated assets method **B**

Unsegregated assets method **C** **▶** Was an actuarial certificate obtained? **D** Yes

Did the fund have any other income that was assessable?

**E** Yes **▶** Go to Section B: Income.

No **▶** Choosing 'No' means that you do not have any assessable income, including no-TFN quoted contributions. Go to Section C: Deductions and non-deductible expenses. (Do **not** complete Section B: Income.)

If you are entitled to claim any tax offsets, you can list these at Section D: Income tax calculation statement.

## Section B: Income

**Do not complete this section** if all superannuation interests in the SMSF were supporting superannuation income streams in the retirement phase for the **entire year**, there was **no** other income that was assessable, and you **have not** realised a deferred notional gain. If you are entitled to claim any tax offsets, you can record these at Section D: Income tax calculation statement.

### 11 Income

Did you have a capital gains tax (CGT) event during the year? **G** No Yes

If the total capital loss or total capital gain is greater than \$10,000 or you elected to use the transitional CGT relief in 2017 and the deferred notional gain has been realised, complete and attach a *Capital gains tax (CGT) schedule 2019*.

Have you applied an exemption or rollover? **M** No Yes

Code

Net capital gain **A** \$

Gross rent and other leasing and hiring income **B** \$

Gross interest **C** \$

Forestry managed investment scheme income **X** \$

Gross foreign income		Loss
<b>D1</b> \$	Net foreign income	<b>D</b> \$

Australian franking credits from a New Zealand company **E** \$

Transfers from foreign funds **F** \$

Gross payments where ABN not quoted **H** \$

Gross distribution from partnerships **I** \$

\*Unfranked dividend amount **J** \$

\*Franked dividend amount **K** \$

\*Dividend franking credit **L** \$

\*Gross trust distributions **M** \$

<b>Calculation of assessable contributions</b>	
Assessable employer contributions	
<b>R1</b> \$	
plus Assessable personal contributions	
<b>R2</b> \$	
plus <sup>#</sup> No-TFN-quoted contributions	
<b>R3</b> \$	
<i>(an amount must be included even if it is zero)</i>	
less Transfer of liability to life insurance company or PST	
<b>R6</b> \$	

**Assessable contributions** **R** \$  
(**R1** plus **R2** plus **R3** less **R6**)

<b>Calculation of non-arm's length income</b>	
*Net non-arm's length private company dividends	
<b>U1</b> \$	
plus *Net non-arm's length trust distributions	
<b>U2</b> \$	
plus *Net other non-arm's length income	
<b>U3</b> \$	

\*Other income **S** \$

\*Assessable income due to changed tax status of fund **T** \$

**Net non-arm's length income** **U** \$  
(subject to 45% tax rate)  
(**U1** plus **U2** plus **U3**)

#This is a mandatory label.

\*If an amount is entered at this label, check the instructions to ensure the correct tax treatment has been applied.

**GROSS INCOME** **W** \$  
(Sum of labels **A** to **U**)

Exempt current pension income **Y** \$

**TOTAL ASSESSABLE INCOME** **V** \$  
(**W** less **Y**)

## Section C: Deductions and non-deductible expenses

### 12 Deductions and non-deductible expenses

- Under 'Deductions' list all expenses and allowances you are entitled to claim a deduction for. Under 'Non-deductible expenses', list all other expenses or normally allowable deductions that you cannot claim as a deduction (for example, all expenses related to exempt current pension income should be recorded in the 'Non-deductible expenses' column).

	DEDUCTIONS		NON-DEDUCTIBLE EXPENSES
Interest expenses within Australia	<b>A1 \$</b>		<b>A2 \$</b>
Interest expenses overseas	<b>B1 \$</b>		<b>B2 \$</b>
Capital works expenditure	<b>D1 \$</b>		<b>D2 \$</b>
Decline in value of depreciating assets	<b>E1 \$</b>		<b>E2 \$</b>
Insurance premiums – members	<b>F1 \$</b>		<b>F2 \$</b>
Death benefit increase	<b>G1 \$</b>		
SMSF auditor fee	<b>H1 \$</b>		<b>H2 \$</b>
Investment expenses	<b>I1 \$</b>		<b>I2 \$</b>
Management and administration expenses	<b>J1 \$</b>		<b>J2 \$</b>
Forestry managed investment scheme expense	<b>U1 \$</b>		<b>U2 \$</b>
Other amounts	<b>L1 \$</b>	Code	<b>L2 \$</b>
Tax losses deducted	<b>M1 \$</b>		
	<b>TOTAL DEDUCTIONS</b> <b>N \$</b> (Total <b>A1</b> to <b>M1</b> )		<b>TOTAL NON-DEDUCTIBLE EXPENSES</b> <b>Y \$</b> (Total <b>A2</b> to <b>L2</b> )
	<b>#TAXABLE INCOME OR LOSS</b> <b>O \$</b> ( <b>TOTAL ASSESSABLE INCOME</b> less <b>TOTAL DEDUCTIONS</b> )	Loss	<b>TOTAL SMSF EXPENSES</b> <b>Z \$</b> ( <b>N plus Y</b> )

#This is a mandatory label.

## Section D: Income tax calculation statement

### #Important:

Section B label **R3**, Section C label **O** and Section D labels **A, T1, J, T5** and **I** are mandatory. If you leave these labels blank, you will have specified a zero amount.

### 13 Calculation statement

Please refer to the *Self-managed superannuation fund annual return instructions 2019* on how to complete the calculation statement.

#Taxable income	<b>A \$</b>	<i>(an amount must be included even if it is zero)</i>
#Tax on taxable income	<b>T1 \$</b>	<i>(an amount must be included even if it is zero)</i>
#Tax on no-TFN-quoted contributions	<b>J \$</b>	<i>(an amount must be included even if it is zero)</i>

Gross tax **B \$**

*(T1 plus J)*

Foreign income tax offset

**C1 \$**

Rebates and tax offsets

**C2 \$**

Non-refundable non-carry forward tax offsets

**C \$**

*(C1 plus C2)*

SUBTOTAL 1

**T2 \$**

*(B less C – cannot be less than zero)*

Early stage venture capital limited partnership tax offset

**D1 \$**

Early stage venture capital limited partnership tax offset carried forward from previous year

**D2 \$**

Early stage investor tax offset

**D3 \$**

Early stage investor tax offset carried forward from previous year

**D4 \$**

Non-refundable carry forward tax offsets

**D \$**

*(D1 plus D2 plus D3 plus D4)*

SUBTOTAL 2

**T3 \$**

*(T2 less D – cannot be less than zero)*

Complying fund's franking credits tax offset

**E1 \$**

No-TFN tax offset

**E2 \$**

National rental affordability scheme tax offset

**E3 \$**

Exploration credit tax offset

**E4 \$**

Refundable tax offsets

**E \$**

*(E1 plus E2 plus E3 plus E4)*

#TAX PAYABLE **T5 \$**

*(T3 less E – cannot be less than zero)*

Section 102AAM interest charge

**G \$**

Credit for interest on early payments – amount of interest	
<b>H1 \$</b>	
Credit for tax withheld – foreign resident withholding (excluding capital gains)	
<b>H2 \$</b>	
Credit for tax withheld – where ABN or TFN not quoted (non-individual)	
<b>H3 \$</b>	
Credit for TFN amounts withheld from payments from closely held trusts	
<b>H5 \$</b>	
Credit for interest on no-TFN tax offset	
<b>H6 \$</b>	
Credit for foreign resident capital gains withholding amounts	
<b>H8 \$</b>	
	<b>Eligible credits</b>
	<b>H \$</b>
	(H1 plus H2 plus H3 plus H5 plus H6 plus H8)

#Tax offset refunds (Remainder of refundable tax offsets)	<b>I \$</b>	(unused amount from label <b>E</b> – an amount must be included even if it is zero)
--	-------------	--

PAYG instalments raised

**K \$**

Supervisory levy

**L \$**

Supervisory levy adjustment for wound up funds

**M \$**

Supervisory levy adjustment for new funds

**N \$**

<b>AMOUNT DUE OR REFUNDABLE</b> A positive amount at <b>S</b> is what you owe, while a negative amount is refundable to you.	<b>S \$</b>	(T5 plus G less H less I less K plus L less M plus N)
--	-------------	---

#This is a mandatory label.

**Section E: Losses****14 Losses**

**!** If total loss is greater than \$100,000, complete and attach a *Losses schedule 2019*.

Tax losses carried forward to later income years **U \$**  
Net capital losses carried forward to later income years **V \$**

**Section F: Member information**

**MEMBER 1**

Title: Mr Mrs Miss Ms Other

Family name

First given name

Other given names

**Member's TFN**

See the Privacy note in the Declaration.

Date of birth  /  /

**Contributions**

OPENING ACCOUNT BALANCE \$

**I** Refer to instructions for completing these labels.

Employer contributions

**A** \$

ABN of principal employer

**A1**

Personal contributions

**B** \$

CGT small business retirement exemption

**C** \$

CGT small business 15-year exemption amount

**D** \$

Personal injury election

**E** \$

Spouse and child contributions

**F** \$

Other third party contributions

**G** \$

Proceeds from primary residence disposal

**H** \$

Receipt date  /  /

**H1**

Assessable foreign superannuation fund amount

**I** \$

Non-assessable foreign superannuation fund amount

**J** \$

Transfer from reserve: assessable amount

**K** \$

Transfer from reserve: non-assessable amount

**L** \$

Contributions from non-complying funds and previously non-complying funds

**T** \$

Any other contributions (including Super Co-contributions and Low Income Super Amounts)

**M** \$

**TOTAL CONTRIBUTIONS N \$**

(Sum of labels **A** to **M**)

**Other transactions**

Allocated earnings or losses **O** \$

Loss

Accumulation phase account balance

**S1** \$

Retirement phase account balance – Non CDBIS

**S2** \$

Retirement phase account balance – CDBIS

**S3** \$

Inward rollovers and transfers **P** \$

Outward rollovers and transfers **Q** \$

Lump Sum payments **R1** \$

Income stream payments **R2** \$

Code

Code

TRIS Count

**CLOSING ACCOUNT BALANCE S \$**

(**S1** plus **S2** plus **S3**)

Accumulation phase value **X1** \$

Retirement phase value **X2** \$

Outstanding limited recourse borrowing arrangement amount **Y** \$

**MEMBER 2**

Title: Mr Mrs Miss Ms Other  
Family name

First given name Other given names

**Member's TFN**

See the Privacy note in the Declaration.

Date of birth Day / Month / Year

**Contributions**

OPENING ACCOUNT BALANCE \$

**I** Refer to instructions for completing these labels.

Employer contributions

**A** \$

ABN of principal employer

**A1**

Personal contributions

**B** \$

CGT small business retirement exemption

**C** \$

CGT small business 15-year exemption amount

**D** \$

Personal injury election

**E** \$

Spouse and child contributions

**F** \$

Other third party contributions

**G** \$

Proceeds from primary residence disposal

**H** \$

Receipt date Day / Month / Year

**H1**

Assessable foreign superannuation fund amount

**I** \$

Non-assessable foreign superannuation fund amount

**J**

Transfer from reserve: assessable amount

**K** \$

Transfer from reserve: non-assessable amount

**L** \$

Contributions from non-complying funds and previously non-complying funds

**T** \$

Any other contributions (including Super Co-contributions and Low Income Super Amounts)

**M** \$

**TOTAL CONTRIBUTIONS N \$**

(Sum of labels **A** to **M**)

**Other transactions**

Allocated earnings or losses **O** \$

Loss

Accumulation phase account balance

**S1** \$

Retirement phase account balance – Non CDBIS

**S2** \$

Retirement phase account balance – CDBIS

**S3** \$

TRIS Count

Inward rollovers and transfers **P** \$

Outward rollovers and transfers **Q** \$

Lump Sum payments **R1** \$

Income stream payments **R2** \$

Code

Code

**CLOSING ACCOUNT BALANCE S \$**

(**S1** plus **S2** plus **S3**)

Accumulation phase value **X1** \$

Retirement phase value **X2** \$

Outstanding limited recourse borrowing arrangement amount **Y** \$

**Sensitive** (when completed)



**MEMBER 3**

Title: Mr Mrs Miss Ms Other  
Family name

First given name Other given names

**Member's TFN**

See the Privacy note in the Declaration.

Date of birth Day / Month / Year

**Contributions**

OPENING ACCOUNT BALANCE \$

**I** Refer to instructions for completing these labels.

Employer contributions

**A** \$

ABN of principal employer

**A1**

Personal contributions

**B** \$

CGT small business retirement exemption

**C** \$

CGT small business 15-year exemption amount

**D** \$

Personal injury election

**E** \$

Spouse and child contributions

**F** \$

Other third party contributions

**G** \$

Proceeds from primary residence disposal

**H** \$

Receipt date Day / Month / Year

**H1**

Assessable foreign superannuation fund amount

**I** \$

Non-assessable foreign superannuation fund amount

**J** \$

Transfer from reserve: assessable amount

**K** \$

Transfer from reserve: non-assessable amount

**L** \$

Contributions from non-complying funds and previously non-complying funds

**T** \$

Any other contributions (including Super Co-contributions and Low Income Super Amounts)

**M** \$

**TOTAL CONTRIBUTIONS N \$**

(Sum of labels **A** to **M**)

**Other transactions**

Allocated earnings or losses **O** \$

Loss

Accumulation phase account balance

**S1** \$

Retirement phase account balance – Non CDBIS

**S2** \$

Retirement phase account balance – CDBIS

**S3** \$

TRIS Count

Inward rollovers and transfers **P** \$

Outward rollovers and transfers **Q** \$

Lump Sum payments **R1** \$

Income stream payments **R2** \$

Code

Code

**CLOSING ACCOUNT BALANCE S \$**

(**S1** plus **S2** plus **S3**)

Accumulation phase value **X1** \$

Retirement phase value **X2** \$

Outstanding limited recourse borrowing arrangement amount **Y** \$

**MEMBER 4**

Title: Mr Mrs Miss Ms Other  
Family name

First given name Other given names

**Member's TFN**

See the Privacy note in the Declaration.

Date of birth Day / Month / Year

**Contributions**

OPENING ACCOUNT BALANCE \$

**I** Refer to instructions for completing these labels.

Employer contributions

**A** \$

ABN of principal employer

**A1**

Personal contributions

**B** \$

CGT small business retirement exemption

**C** \$

CGT small business 15-year exemption amount

**D** \$

Personal injury election

**E** \$

Spouse and child contributions

**F** \$

Other third party contributions

**G** \$

Proceeds from primary residence disposal

**H** \$

Receipt date Day / Month / Year

**H1**

Assessable foreign superannuation fund amount

**I** \$

Non-assessable foreign superannuation fund amount

**J**

Transfer from reserve: assessable amount

**K**

Transfer from reserve: non-assessable amount

**L** \$

Contributions from non-complying funds and previously non-complying funds

**T** \$

Any other contributions (including Super Co-contributions and Low Income Super Amounts)

**M** \$

**TOTAL CONTRIBUTIONS N \$**

(Sum of labels **A** to **M**)

**Other transactions**

Allocated earnings or losses **O** \$

Loss

Accumulation phase account balance

**S1** \$

Retirement phase account balance - Non CDBIS

**S2** \$

Retirement phase account balance - CDBIS

**S3** \$

TRIS Count

Inward rollovers and transfers **P** \$

Outward rollovers and transfers **Q** \$

Lump Sum payments **R1** \$

Income stream payments **R2** \$

Code

Code

**CLOSING ACCOUNT BALANCE S \$**

(**S1** plus **S2** plus **S3**)

Accumulation phase value **X1** \$

Retirement phase value **X2** \$

Outstanding limited recourse borrowing arrangement amount **Y** \$

**Sensitive** (when completed)

## Section G: Supplementary member information

### MEMBER 5

Title: Mr Mrs Miss Ms Other

Account status

Code

Family name

First given name

Other given names

### Member's TFN

See the Privacy note in the Declaration.

### Date of birth

Day / Month / Year

### If deceased, date of death

Day / Month / Year

### Contributions

OPENING ACCOUNT BALANCE \$

**I** Refer to instructions for completing these labels.

Employer contributions

**A** \$

ABN of principal employer

**A1**

Personal contributions

**B** \$

CGT small business retirement exemption

**C** \$

CGT small business 15-year exemption amount

**D** \$

Personal injury election

**E** \$

Spouse and child contributions

**F** \$

Other third party contributions

**G** \$

Proceeds from primary residence disposal

**H** \$

Receipt date Day / Month / Year

**H1**

Assessable foreign superannuation fund amount

**I** \$

Non-assessable foreign superannuation fund amount

**J**

Transfer from reserve: assessable amount

**K** \$

Transfer from reserve: non-assessable amount

**L** \$

Contributions from non-complying funds and previously non-complying funds

**T** \$

Any other contributions (including Super Co-contributions and Low Income Super Amounts)

**M** \$

**TOTAL CONTRIBUTIONS N \$**

(Sum of labels **A** to **M**)

### Other transactions

Allocated earnings or losses **O** \$

Loss

Accumulation phase account balance

**S1** \$

Retirement phase account balance – Non CDBIS

**S2** \$

Retirement phase account balance – CDBIS

**S3** \$

TRIS Count

Inward rollovers and transfers **P** \$

Outward rollovers and transfers **Q** \$

Lump Sum payments **R1** \$

Income stream payments **R2** \$

Code

Code

**CLOSING ACCOUNT BALANCE S \$**

(**S1** plus **S2** plus **S3**)

Accumulation phase value **X1** \$

Retirement phase value **X2** \$

Outstanding limited recourse borrowing arrangement amount **Y** \$

**MEMBER 6**

Title: Mr Mrs Miss Ms Other

Family name

Account status

First given name

Other given names

**Member's TFN**

See the Privacy note in the Declaration.

**Date of birth**

Day / Month / Year

**If deceased, date of death**

Day / Month / Year

**Contributions**

OPENING ACCOUNT BALANCE \$

**I** Refer to instructions for completing these labels.

Employer contributions

**A** \$

ABN of principal employer

**A1**

Personal contributions

**B** \$

CGT small business retirement exemption

**C** \$

CGT small business 15-year exemption amount

**D** \$

Personal injury election

**E** \$

Spouse and child contributions

**F** \$

Other third party contributions

**G** \$

Proceeds from primary residence disposal

**H** \$

Receipt date Day / Month / Year

**H1**

Assessable foreign superannuation fund amount

**I** \$

Non-assessable foreign superannuation fund amount

**J** \$

Transfer from reserve: assessable amount

**K** \$

Transfer from reserve: non-assessable amount

**L** \$

Contributions from non-complying funds and previously non-complying funds

**T** \$

Any other contributions (including Super Co-contributions and Low Income Super Amounts)

**M** \$

**TOTAL CONTRIBUTIONS N \$**

(Sum of labels **A** to **M**)

**Other transactions**

Allocated earnings or losses

**O** \$

Inward rollovers and transfers

**P** \$

Outward rollovers and transfers

**Q** \$

Lump Sum payments

**R1** \$

Income stream payments

**R2** \$

Accumulation phase account balance

**S1** \$

Retirement phase account balance - Non CDBIS

**S2** \$

Retirement phase account balance - CDBIS

**S3** \$

**CLOSING ACCOUNT BALANCE S \$**

(**S1** plus **S2** plus **S3**)

Accumulation phase value **X1** \$

Retirement phase value **X2** \$

Outstanding limited recourse borrowing arrangement amount **Y** \$

**Sensitive** (when completed)

**MEMBER 7**

Title: Mr Mrs Miss Ms Other

Family name

Account status

First given name

Other given names

**Member's TFN**

See the Privacy note in the Declaration.

**Date of birth**

Day / Month / Year

**If deceased, date of death**

Day / Month / Year

**Contributions**

OPENING ACCOUNT BALANCE \$

**I** Refer to instructions for completing these labels.

Employer contributions

**A** \$

ABN of principal employer

**A1**

Personal contributions

**B** \$

CGT small business retirement exemption

**C** \$

CGT small business 15-year exemption amount

**D** \$

Personal injury election

**E** \$

Spouse and child contributions

**F** \$

Other third party contributions

**G** \$

Proceeds from primary residence disposal

**H** \$

Receipt date Day / Month / Year

**H1**

Assessable foreign superannuation fund amount

**I** \$

Non-assessable foreign superannuation fund amount

**J** \$

Transfer from reserve: assessable amount

**K** \$

Transfer from reserve: non-assessable amount

**L** \$

Contributions from non-complying funds and previously non-complying funds

**T** \$

Any other contributions (including Super Co-contributions and Low Income Super Amounts)

**M** \$

**TOTAL CONTRIBUTIONS N \$**  
(Sum of labels **A** to **M**)

**Other transactions**

Allocated earnings or losses **O** \$

Loss

Accumulation phase account balance **S1** \$

Retirement phase account balance – Non CDBIS **S2** \$

Retirement phase account balance – CDBIS **S3** \$

Inward rollovers and transfers **P** \$

Outward rollovers and transfers **Q** \$

Lump Sum payments **R1** \$

Income stream payments **R2** \$

Code

Code

TRIS Count

**CLOSING ACCOUNT BALANCE S \$**  
(**S1 plus S2 plus S3**)

Accumulation phase value **X1** \$

Retirement phase value **X2** \$

Outstanding limited recourse borrowing arrangement amount **Y** \$

**MEMBER 8**

Title: Mr Mrs Miss Ms Other

Family name

Account status

First given name

Other given names

**Member's TFN**

See the Privacy note in the Declaration.

**Date of birth**

Day / Month / Year

**If deceased, date of death**

Day / Month / Year

**Contributions**

OPENING ACCOUNT BALANCE \$

**I** Refer to instructions for completing these labels.

Employer contributions

**A** \$

ABN of principal employer

**A1**

Personal contributions

**B** \$

CGT small business retirement exemption

**C** \$

CGT small business 15-year exemption amount

**D** \$

Personal injury election

**E** \$

Spouse and child contributions

**F** \$

Other third party contributions

**G** \$

Proceeds from primary residence disposal

**H** \$

Receipt date Day / Month / Year

**H1**

Assessable foreign superannuation fund amount

**I** \$

Non-assessable foreign superannuation fund amount

**J** \$

Transfer from reserve: assessable amount

**K** \$

Transfer from reserve: non-assessable amount

**L** \$

Contributions from non-complying funds and previously non-complying funds

**T** \$

Any other contributions (including Super Co-contributions and Low Income Super Amounts)

**M** \$

**TOTAL CONTRIBUTIONS N \$**

(Sum of labels **A** to **M**)

**Other transactions**

Allocated earnings or losses

**O** \$

Inward rollovers and transfers

**P** \$

Outward rollovers and transfers

**Q** \$

Lump Sum payments

**R1** \$

Income stream payments

**R2** \$

Accumulation phase account balance

**S1** \$

Retirement phase account balance - Non CDBIS

**S2** \$

Retirement phase account balance - CDBIS

**S3** \$

**CLOSING ACCOUNT BALANCE S \$**

(**S1** plus **S2** plus **S3**)

Accumulation phase value **X1** \$

Retirement phase value **X2** \$

Outstanding limited recourse borrowing arrangement amount **Y** \$

**Sensitive** (when completed)

---

## Section H: Assets and liabilities

**15 ASSETS**

15a Australian managed investments

Listed trusts **A \$**

Unlisted trusts **B \$**

Insurance policy **C \$**

Other managed investments **D \$**

---

15b Australian direct investments

Cash and term deposits **E \$**

**Limited recourse borrowing arrangements**

Australian residential real property

**J1 \$**

Australian non-residential real property

**J2 \$**

Overseas real property

**J3 \$**

Australian shares

**J4 \$**

Overseas shares

**J5 \$**

Other

**J6 \$**Debt securities **F \$**Loans **G \$**Listed shares **H \$**Unlisted shares **I \$**Limited recourse borrowing arrangements **J \$**Non-residential real property **K \$**Residential real property **L \$**Collectables and personal use assets **M \$**Other assets **O \$**

15c Other investments

Crypto-Currency **N \$**

---

15d Overseas direct investments

Overseas shares **P \$**

Overseas non-residential real property **Q \$**Overseas residential real property **R \$**Overseas managed investments **S \$**Other overseas assets **T \$**

<b>TOTAL AUSTRALIAN AND OVERSEAS ASSETS <b>U \$</b></b> (Sum of labels <b>A</b> to <b>T</b> )
--

---

**15e In-house assets**

Did the fund have a loan to, lease to or investment in, related parties (known as in-house assets) at the end of the income year?

**A** No      Yes    **\$**

---

**15f Limited recourse borrowing arrangements**

If the fund had an LRBA were the LRBA borrowings from a licensed financial institution?

**A** No      Yes

Did the members or related parties of the fund use personal guarantees or other security for the LRBA?

**B** No      Yes

**16 LIABILITIES**

Borrowings for limited recourse  
borrowing arrangements

**V1 \$**

Permissible temporary borrowings

**V2 \$**

Other borrowings

**V3 \$**

Borrowings **V \$**

Total member closing account balances  
(total of all **CLOSING ACCOUNT BALANCES** from Sections F and G) **W \$**

Reserve accounts **X \$**

Other liabilities **Y \$**

**TOTAL LIABILITIES Z \$**

---

**Section I: Taxation of financial arrangements**
**17 Taxation of financial arrangements (TOFA)**

Total TOFA gains **H \$**

Total TOFA losses **I \$**

---

**Section J: Other information**
**Family trust election status**

If the trust or fund has made, or is making, a family trust election, write the four-digit **income year** **A**  
**specified** of the election (for example, for the 2018–19 income year, write **2019**).

If revoking or varying a family trust election, print **R** for revoke or print **V** for variation, **B**  
and complete and attach the *Family trust election, revocation or variation 2019*.

**Interposed entity election status**

If the trust or fund has an existing election, write the earliest income year specified. If the trust **C**  
or fund is making one or more elections this year, write the earliest income year being  
specified and complete an *Interposed entity election or revocation 2019* for each election.

If revoking an interposed entity election, print **R**, and complete **D**  
and attach the *Interposed entity election or revocation 2019*.



## Section K: Declarations

 Penalties may be imposed for false or misleading information in addition to penalties relating to any tax shortfalls.

### Important

Before making this declaration check to ensure that all income has been disclosed and the annual return, all attached schedules and any additional documents are true and correct in every detail. If you leave labels blank, you will have specified a zero amount or the label was not applicable to you. If you are in doubt about any aspect of the annual return, place all the facts before the ATO.

### Privacy

The ATO is authorised by the *Taxation Administration Act 1953* to request the provision of tax file numbers (TFNs). We will use the TFN to identify the entity in our records. It is not an offence not to provide the TFN. However if you do not provide the TFN, the processing of this form may be delayed.

Taxation law authorises the ATO to collect information and disclose it to other government agencies. For information about your privacy go to [ato.gov.au/privacy](http://ato.gov.au/privacy)

### TRUSTEE'S OR DIRECTOR'S DECLARATION:

I declare that, the current trustees and directors have authorised this annual return and it is documented as such in the SMSF's records. I have received a copy of the audit report (if required) and are aware of any matters raised therein. The information on this annual return, including any attached schedules and additional documentation is true and correct.

Authorised trustee's, director's or public officer's signature

Date      Day      /      Month      /      Year

### Preferred trustee or director contact details:

Title:   Mr      Mrs      Miss      Ms      Other

Family name

First given name

Other given names

Phone number

Email address

Non-individual trustee name (if applicable)

ABN of non-individual trustee

Time taken to prepare and complete this annual return      **Hrs**

 The Commissioner of Taxation, as Registrar of the Australian Business Register, may use the ABN and business details which you provide on this annual return to maintain the integrity of the register. For further information, refer to the instructions.

### TAX AGENT'S DECLARATION:

I declare that the *Self-managed superannuation fund annual return 2019* has been prepared in accordance with information provided by the trustees, that the trustees have given me a declaration stating that the information provided to me is true and correct, and that the trustees have authorised me to lodge this annual return.

Tax agent's signature

Date      Day      /      Month      /      Year

### Tax agent's contact details

Title:   Mr      Mrs      Miss      Ms      Other

Family name

First given name

Other given names

Tax agent's practice

Tax agent's phone number

Reference number

Tax agent number

The White Superannuation Fund  
**Statement of Taxable Income**

For the year ended 30 June 2019

---

	<b>2019</b>
	<b>\$</b>
Benefits accrued as a result of operations	14,468.47
<b>Less</b>	
Increase in MV of investments	6,484.04
Realised Accounting Capital Gains	2,335.05
	<hr/> 8,819.09
<b>Add</b>	
Franking Credits	2,181.06
	<hr/> 2,181.06
SMSF Annual Return Rounding	(1.44)
	<hr/> 7,829.00
<b>Taxable Income or Loss</b>	<hr/> 7,829.00
Income Tax on Taxable Income or Loss	1,174.35
<b>Less</b>	
Franking Credits	2,181.06
	<hr/>
<b>CURRENT TAX OR REFUND</b>	<hr/> (1,006.71)
Supervisory Levy	259.00
	<hr/>
<b>AMOUNT DUE OR REFUNDABLE</b>	<hr/> (747.71)

---

# The White Superannuation Fund

## General Ledger

For The Period 01 July 2018 - 30 June 2019

Transaction Date	Description	Units	Debit	Credit	Balance \$
<b>Dividends Received (23900)</b>					
<u>Australia And New Zealand Banking Group Limited (ANZ_Trish.AX)</u>					
02/07/2018	ANZ dividend			112.00	112.00 CR
18/12/2018				112.00	224.00 CR
				<b>224.00</b>	<b>224.00 CR</b>
<u>Aurizon Holdings Limited (AZJ_Trish.AX)</u>					
24/09/2018				159.56	159.56 CR
25/03/2019				138.85	298.41 CR
				<b>298.41</b>	<b>298.41 CR</b>
<u>Bendigo And Adelaide Bank Limited (BEN_Trish.AX)</u>					
28/09/2018				697.55	697.55 CR
29/03/2019				721.63	1,419.18 CR
				<b>1,419.18</b>	<b>1,419.18 CR</b>
<u>Boral Limited. (BLD.AX)</u>					
02/10/2018				42.00	42.00 CR
15/03/2019				39.00	81.00 CR
				<b>81.00</b>	<b>81.00 CR</b>
<u>Coca-cola Amatil Limited (CCL_Trish.AX)</u>					
28/08/2018				53.55	53.55 CR
10/04/2019				67.86	121.41 CR
				<b>121.41</b>	<b>121.41 CR</b>
<u>G8 Education Limited (GEM.AX)</u>					
05/10/2018				93.42	93.42 CR
05/04/2019				169.92	263.34 CR
				<b>263.34</b>	<b>263.34 CR</b>
<u>Hub24 Limited (HUB.AX)</u>					
11/04/2019				3.10	3.10 CR
				<b>3.10</b>	<b>3.10 CR</b>
<u>Reliance Worldwide Corporation Limited (RWC.AX)</u>					
29/03/2019				15.40	15.40 CR
				<b>15.40</b>	<b>15.40 CR</b>
<u>Suncorp Group Limited (SUN_Trish.AX)</u>					
02/04/2019				157.56	157.56 CR
05/04/2019				281.76	439.32 CR
03/05/2019				49.36	488.68 CR
				<b>488.68</b>	<b>488.68 CR</b>
<u>Tabcorp Holdings Limited (TAH.AX)</u>					
14/09/2018				441.40	441.40 CR
03/05/2019				485.54	926.94 CR
				<b>926.94</b>	<b>926.94 CR</b>
<u>Telstra Corporation Limited. (TLS_Trish.AX)</u>					
27/09/2018				243.32	243.32 CR
29/03/2019				176.96	420.28 CR
				<b>420.28</b>	<b>420.28 CR</b>

## The White Superannuation Fund

# General Ledger

For The Period 01 July 2018 - 30 June 2019

Transaction Date	Description	Units	Debit	Credit	Balance \$
<u>Viva Energy Reit (VVR.AX)</u>					
10/08/2018				162.87	162.87 CR
28/02/2019				163.80	326.67 CR
				<b>326.67</b>	<b>326.67 CR</b>
<u>Westpac Banking Corporation (WBC.AX)</u>					
04/07/2018				330.88	330.88 CR
20/12/2018				341.22	672.10 CR
24/06/2019				354.38	1,026.48 CR
				<b>1,026.48</b>	<b>1,026.48 CR</b>

### Changes in Market Values of Investments (24700)

#### Changes in Market Values of Investments (24700)

01/07/2018	(MEY.AX)		1,006.20		1,006.20 DR
01/07/2018	Unrealised Gain writeback as at 01/07/2018 (MEY.AX)			1,006.20	0.00 DR
28/08/2018	(APT.AX)			3,341.25	3,341.25 CR
28/08/2018	Unrealised Gain writeback as at 28/08/2018 (APT.AX)		533.50		2,807.75 CR
30/06/2019	Revaluation - 28/06/2019 @ \$0.014000 (System Price) - 2,700.000000 Units on hand (ICN.AX)		10.80		2,796.95 CR
30/06/2019	Revaluation - 28/06/2019 @ \$28.360000 (System Price) - 390.000000 Units on hand (WBC.AX)		279.57		2,517.38 CR
30/06/2019	Revaluation - 28/06/2019 @ \$28.210000 (System Price) - 140.000000 Units on hand (ANZ.AX)		4.20		2,513.18 CR
30/06/2019	Revaluation - 28/06/2019 @ \$11.580000 (System Price) - 2,132.000000 Units on hand (BEN.AX)			1,664.71	4,177.89 CR
30/06/2019	Revaluation - 28/06/2019 @ \$5.120000 (System Price) - 300.000000 Units on hand (BLD.AX)		423.00		3,754.89 CR
30/06/2019	Revaluation - 28/06/2019 @ \$10.220000 (System Price) - 269.000000 Units on hand (CCL.AX)			279.26	4,034.15 CR
30/06/2019	Revaluation - 28/06/2019 @ \$5.400000 (System Price) - 1,218.000000 Units on hand (AZJ.AX)			1,303.26	5,337.41 CR
30/06/2019	Revaluation - 28/06/2019 @ \$4.450000 (System Price) - 4,517.000000 Units on hand (TAH.AX)		68.86		5,268.55 CR
30/06/2019	Revaluation - 28/06/2019 @ \$1.540000 (System Price) - 13.000000 Units on hand (SGH.AX)		4.94		5,263.61 CR
30/06/2019	Revaluation - 27/06/2019 @ \$0.090000 (System Price) - 60.000000 Units on hand (MEY.AX)		0.90		5,262.71 CR
30/06/2019	Revaluation - 28/06/2019 @ \$13.470000 (System Price) - 621.000000 Units on hand (SUN.AX)		693.82		4,568.89 CR
30/06/2019	Revaluation - 28/06/2019 @ \$3.850000 (System Price) - 2,212.000000 Units on hand (TLS.AX)			2,720.76	7,289.65 CR
30/06/2019	Revaluation - 28/06/2019 @ \$11.880000 (System Price) -		130.55		7,159.10 CR

## The White Superannuation Fund

# General Ledger

For The Period 01 July 2018 - 30 June 2019

Transaction Date	Description	Units	Debit	Credit	Balance \$
	155.000000 Units on hand (HUB.AX)				
30/06/2019	Revaluation - 28/06/2019 @ \$3.520000 (System Price) - 385.000000 Units on hand (RWC.AX)		646.53		6,512.57 CR
30/06/2019	Revaluation - 28/06/2019 @ \$2.600000 (System Price) - 2,330.000000 Units on hand (VVR.AX)			815.50	7,328.07 CR
30/06/2019	Revaluation - 28/06/2019 @ \$0.024000 (System Price) - 9,500.000000 Units on hand (LCT.AX)		9.50		7,318.57 CR
30/06/2019	Revaluation - 28/06/2019 @ \$3.030000 (System Price) - 2,179.000000 Units on hand (GEM.AX)			1,500.52	8,819.09 CR
			<b>3,812.37</b>	<b>12,631.46</b>	<b>8,819.09 CR</b>

### Interest Received (25000)

#### NAB xx9465 (01)

20/09/2018				1.26	1.26 CR
28/09/2018				0.03	1.29 CR
31/10/2018				0.05	1.34 CR
30/11/2018				0.05	1.39 CR
20/12/2018				1.26	2.65 CR
31/12/2018				0.05	2.70 CR
31/01/2019				0.05	2.75 CR
28/02/2019				0.04	2.79 CR
20/03/2019				1.26	4.05 CR
29/03/2019				0.04	4.09 CR
30/03/2019				0.05	4.14 CR
31/05/2019				0.05	4.19 CR
20/06/2019				1.26	5.45 CR
28/06/2019				0.04	5.49 CR
				<b>5.49</b>	<b>5.49 CR</b>

#### NAB xx0218 (02)

31/08/2018				0.01	0.01 CR
28/09/2018				3.90	3.91 CR
31/10/2018				5.62	9.53 CR
30/11/2018				2.75	12.28 CR
31/12/2018				2.88	15.16 CR
31/01/2019				2.94	18.10 CR
28/02/2019				2.65	20.75 CR
29/03/2019				2.91	23.66 CR
30/04/2019				3.51	27.17 CR
31/05/2019				3.40	30.57 CR
27/06/2019				2.04	32.61 CR
28/06/2019				2.69	35.30 CR
				<b>35.30</b>	<b>35.30 CR</b>

### Bank Charges (31500)

#### Bank Charges (31500)

# The White Superannuation Fund

## General Ledger

For The Period 01 July 2018 - 30 June 2019

Transaction Date	Description	Units	Debit	Credit	Balance \$
01/07/2018			6.30		6.30 DR
			<b>6.30</b>		<b>6.30 DR</b>
<b>Income Tax Expense (48500)</b>					
<u>Income Tax Expense (48500)</u>					
30/06/2019	Create Entries - Franking Credits Adjustment - 30/06/2019			2,181.06	2,181.06 CR
30/06/2019	Create Entries - Income Tax Expense - 30/06/2019		1,174.35		1,006.71 CR
			<b>1,174.35</b>	<b>2,181.06</b>	<b>1,006.71 CR</b>
<b>Profit/Loss Allocation Account (49000)</b>					
<u>Profit/Loss Allocation Account (49000)</u>					
01/07/2018	Create Entries - Profit/Loss Allocation - 01/07/2018			0.85	0.85 CR
01/07/2018	Create Entries - Profit/Loss Allocation - 01/07/2018			5.45	6.30 CR
30/06/2019	Create Entries - Profit/Loss Allocation - 30/06/2019		2,258.53		2,252.23 DR
30/06/2019	Create Entries - Profit/Loss Allocation - 30/06/2019		14,397.30		16,649.53 DR
30/06/2019	Create Entries - Income Tax Expense Allocation - 30/06/2019			159.24	16,490.29 DR
30/06/2019	Create Entries - Income Tax Expense Allocation - 30/06/2019			1,015.11	15,475.18 DR
			<b>16,655.83</b>	<b>1,180.65</b>	<b>15,475.18 DR</b>
<b>Opening Balance (50010)</b>					
<u>(Opening Balance) White, Mervyn - Accumulation (MERVYN)</u>					
01/07/2018	Opening Balance				14,829.02 CR
01/07/2018	Close Period Journal		14,829.02		0.00 DR
			<b>14,829.02</b>		<b>0.00 DR</b>
<u>(Opening Balance) Rollason, Patricia - Accumulation (PATRICIA)</u>					
01/07/2018	Opening Balance				88,709.89 CR
01/07/2018	Close Period Journal		3,128.64		85,581.25 CR
			<b>3,128.64</b>		<b>85,581.25 CR</b>
<u>(Opening Balance) White, Mervyn - Pension (Account Based Pension 2) (WHIMER00009P)</u>					
01/07/2018	Close Period Journal			13,424.25	13,424.25 CR
				<b>13,424.25</b>	<b>13,424.25 CR</b>
<b>Share of Profit/(Loss) (53100)</b>					
<u>(Share of Profit/(Loss)) White, Mervyn - Accumulation (MERVYN)</u>					
01/07/2018	Create Entries - Profit/Loss Allocation - 01/07/2018		0.85		0.85 DR
30/06/2019	Create Entries - Profit/Loss Allocation - 30/06/2019			2,258.53	2,257.68 CR
			<b>0.85</b>	<b>2,258.53</b>	<b>2,257.68 CR</b>
<u>(Share of Profit/(Loss)) Rollason, Patricia - Accumulation (PATRICIA)</u>					
01/07/2018	Opening Balance				1,841.49 DR
01/07/2018	Close Period Journal			1,841.49	0.00 DR
01/07/2018	Create Entries - Profit/Loss Allocation - 01/07/2018		5.45		5.45 DR
30/06/2019	Create Entries - Profit/Loss Allocation - 30/06/2019			14,397.30	14,391.85 CR
			<b>5.45</b>	<b>16,238.79</b>	<b>14,391.85 CR</b>
<u>(Share of Profit/(Loss)) White, Mervyn - Pension (Account Based Pension 2) (WHIMER00009P)</u>					

# The White Superannuation Fund

## General Ledger

For The Period 01 July 2018 - 30 June 2019

Transaction Date	Description	Units	Debit	Credit	Balance \$
01/07/2018	Opening Balance				304.77 DR
01/07/2018	Close Period Journal			304.77	0.00 DR
				<b>304.77</b>	<b>0.00 DR</b>
<b>Income Tax (53330)</b>					
<u>(Income Tax) White, Mervyn - Accumulation (MERVYN)</u>					
30/06/2019	Create Entries - Income Tax Expense Allocation - 30/06/2019		159.24		159.24 DR
			<b>159.24</b>		<b>159.24 DR</b>
<u>(Income Tax) Rollason, Patricia - Accumulation (PATRICIA)</u>					
01/07/2018	Opening Balance				1,287.15 DR
01/07/2018	Close Period Journal			1,287.15	0.00 DR
30/06/2019	Create Entries - Income Tax Expense Allocation - 30/06/2019		1,015.11		1,015.11 DR
			<b>1,015.11</b>	<b>1,287.15</b>	<b>1,015.11 DR</b>
<b>Pensions Paid (54160)</b>					
<u>(Pensions Paid) White, Mervyn - Pension (Account Based Pension 2) (WHIMER00009P)</u>					
01/07/2018	Opening Balance				1,100.00 DR
01/07/2018	Close Period Journal			1,100.00	0.00 DR
				<b>1,100.00</b>	<b>0.00 DR</b>
<b>Internal Transfers In (56100)</b>					
<u>(Internal Transfers In) White, Mervyn - Accumulation (MERVYN)</u>					
01/07/2018	Commutation			13,417.95	13,417.95 CR
01/07/2018	Commutation			6.30	13,424.25 CR
				<b>13,424.25</b>	<b>13,424.25 CR</b>
<u>(Internal Transfers In) White, Mervyn - Pension (Account Based Pension 2) (WHIMER00009P)</u>					
01/07/2018	Opening Balance				14,829.02 CR
01/07/2018	Close Period Journal		14,829.02		0.00 DR
			<b>14,829.02</b>		<b>0.00 DR</b>
<b>Internal Transfers Out (57100)</b>					
<u>(Internal Transfers Out) White, Mervyn - Accumulation (MERVYN)</u>					
01/07/2018	Opening Balance				14,829.02 DR
01/07/2018	Close Period Journal			14,829.02	0.00 DR
				<b>14,829.02</b>	<b>0.00 DR</b>
<u>(Internal Transfers Out) White, Mervyn - Pension (Account Based Pension 2) (WHIMER00009P)</u>					
01/07/2018	Commutation		13,417.95		13,417.95 DR
01/07/2018	Commutation		6.30		13,424.25 DR
			<b>13,424.25</b>		<b>13,424.25 DR</b>
<b>Bank Accounts 1 (60400)</b>					
<u>NAB xx9465 (01)</u>					
01/07/2018	Opening Balance				54.97 DR
20/09/2018			1.26		56.23 DR
28/09/2018			0.03		56.26 DR
31/10/2018			0.05		56.31 DR
30/11/2018			0.05		56.36 DR
20/12/2018			1.26		57.62 DR
31/12/2018			0.05		57.67 DR

## The White Superannuation Fund

# General Ledger

For The Period 01 July 2018 - 30 June 2019

Transaction Date	Description	Units	Debit	Credit	Balance \$
31/01/2019			0.05		57.72 DR
28/02/2019			0.04		57.76 DR
20/03/2019			1.26		59.02 DR
29/03/2019			0.04		59.06 DR
30/03/2019			0.05		59.11 DR
31/05/2019			0.05		59.16 DR
20/06/2019			1.26		60.42 DR
28/06/2019			0.04		60.46 DR
			<b>5.49</b>		<b>60.46 DR</b>
<b>NAB xx0218 (02)</b>					
01/07/2018	Opening Balance				765.75 DR
02/07/2018	ANZ dividend		112.00		877.75 DR
10/08/2018			162.87		1,040.62 DR
28/08/2018			5,379.00		6,419.62 DR
31/08/2018			0.01		6,419.63 DR
14/09/2018			441.40		6,861.03 DR
24/09/2018			159.56		7,020.59 DR
27/09/2018			243.32		7,263.91 DR
28/09/2018			3.90		7,267.81 DR
02/10/2018			42.00		7,309.81 DR
22/10/2018				3,973.68	3,336.13 DR
31/10/2018			5.62		3,341.75 DR
30/11/2018			2.75		3,344.50 DR
18/12/2018			112.00		3,456.50 DR
31/12/2018			2.88		3,459.38 DR
31/01/2019			2.94		3,462.32 DR
28/02/2019			163.80		3,626.12 DR
28/02/2019			2.65		3,628.77 DR
15/03/2019			39.00		3,667.77 DR
25/03/2019			138.85		3,806.62 DR
29/03/2019			15.40		3,822.02 DR
29/03/2019			176.96		3,998.98 DR
29/03/2019			2.91		4,001.89 DR
11/04/2019			3.10		4,004.99 DR
30/04/2019			3.51		4,008.50 DR
31/05/2019			3.40		4,011.90 DR
14/06/2019			0.85		4,012.75 DR
27/06/2019			2.04		4,014.79 DR
28/06/2019			2.69		4,017.48 DR
			<b>7,225.41</b>	<b>3,973.68</b>	<b>4,017.48 DR</b>

### **Dividend Reinvestment - Residual Account (62500)**

#### Dividend Reinvestment - Residual Account (62500)

01/07/2018	Opening Balance				174.61 DR
04/07/2018			21.67		196.28 DR
28/08/2018				2.61	193.67 DR
28/09/2018				0.55	193.12 DR
05/10/2018				0.76	192.36 DR



# The White Superannuation Fund

## General Ledger

For The Period 01 July 2018 - 30 June 2019

Transaction Date	Description	Units	Debit	Credit	Balance \$
20/12/2018				20.26	172.10 DR
02/04/2019			7.52		179.62 DR
05/04/2019				0.67	178.95 DR
05/04/2019				9.32	169.63 DR
10/04/2019			0.10		169.73 DR
03/05/2019				3.88	165.85 DR
03/05/2019			2.47		168.32 DR
14/06/2019				0.85	167.47 DR
24/06/2019				1.30	166.17 DR
			<b>31.76</b>	<b>40.20</b>	<b>166.17 DR</b>
<b>Reinvestment Residual Account (62550)</b>					
<u>Coca-cola Amatil Limited (CCL_Trish.AX)</u>					
01/07/2018	Opening Balance				5.69 DR
					<b>5.69 DR</b>
<u>G8 Education Limited (GEM.AX)</u>					
01/07/2018	Opening Balance				2.91 CR
					<b>2.91 CR</b>
<u>Suncorp Group Limited (SUN_Trish.AX)</u>					
01/07/2018	Opening Balance				2.83 DR
					<b>2.83 DR</b>
<u>Westpac Banking Corporation (WBC.AX)</u>					
01/07/2018	Opening Balance				11.27 CR
					<b>11.27 CR</b>
<b>Shares in Listed Companies (Australian) (77600)</b>					
<u>Australia And New Zealand Banking Group Limited (ANZ_Trish.AX)</u>					
01/07/2018	Opening Balance	140.00			3,953.60 DR
30/06/2019	Revaluation - 28/06/2019 @ \$28.210000 (System Price) - 140.000000 Units on hand			4.20	3,949.40 DR
		<b>140.00</b>		<b>4.20</b>	<b>3,949.40 DR</b>
<u>Afterpay Touch Group Limited (APT.AX)</u>					
01/07/2018	Opening Balance	275.00			2,571.25 DR
28/08/2018		(275.00)		2,037.75	533.50 DR
28/08/2018	Unrealised Gain writeback as at 28/08/2018			533.50	0.00 DR
		<b>0.00</b>		<b>2,571.25</b>	<b>0.00 DR</b>
<u>Aurizon Holdings Limited (AZJ_Trish.AX)</u>					
01/07/2018	Opening Balance	1,218.00			5,273.94 DR
30/06/2019	Revaluation - 28/06/2019 @ \$5.400000 (System Price) - 1,218.000000 Units on hand		1,303.26		6,577.20 DR
		<b>1,218.00</b>	<b>1,303.26</b>		<b>6,577.20 DR</b>
<u>Bendigo And Adelaide Bank Limited (BEN_Trish.AX)</u>					
01/07/2018	Opening Balance	1,993.00			21,604.12 DR
28/09/2018		65.00	698.10		22,302.22 DR
29/03/2019		74.00	721.63		23,023.85 DR
30/06/2019	Revaluation - 28/06/2019 @ \$11.580000 (System Price) -		1,664.71		24,688.56 DR

# The White Superannuation Fund

## General Ledger

For The Period 01 July 2018 - 30 June 2019

Transaction Date	Description	Units	Debit	Credit	Balance \$
	2,132.000000 Units on hand				
		<b>2,132.00</b>	<b>3,084.44</b>		<b>24,688.56 DR</b>
<u>Boral Limited. (BLD.AX)</u>					
01/07/2018	Opening Balance	300.00			1,959.00 DR
30/06/2019	Revaluation - 28/06/2019 @ \$5.120000 (System Price) - 300.000000 Units on hand			423.00	1,536.00 DR
		<b>300.00</b>		<b>423.00</b>	<b>1,536.00 DR</b>
<u>Coca-cola Amatil Limited (CCL Trish.AX)</u>					
01/07/2018	Opening Balance	255.00			2,346.00 DR
28/08/2018		6.00	56.16		2,402.16 DR
10/04/2019		8.00	67.76		2,469.92 DR
30/06/2019	Revaluation - 28/06/2019 @ \$10.220000 (System Price) - 269.000000 Units on hand		279.26		2,749.18 DR
		<b>269.00</b>	<b>403.18</b>		<b>2,749.18 DR</b>
<u>G8 Education Limited (GEM.AX)</u>					
01/07/2018	Opening Balance	2,076.00			4,837.08 DR
05/10/2018		48.00	94.18		4,931.26 DR
05/04/2019		55.00	170.59		5,101.85 DR
30/06/2019	Revaluation - 28/06/2019 @ \$3.030000 (System Price) - 2,179.000000 Units on hand		1,500.52		6,602.37 DR
		<b>2,179.00</b>	<b>1,765.29</b>		<b>6,602.37 DR</b>
<u>Hub24 Limited (HUB.AX)</u>					
22/10/2018		155.00	1,971.95		1,971.95 DR
30/06/2019	Revaluation - 28/06/2019 @ \$11.880000 (System Price) - 155.000000 Units on hand			130.55	1,841.40 DR
		<b>155.00</b>	<b>1,971.95</b>	<b>130.55</b>	<b>1,841.40 DR</b>
<u>Icon Energy Limited (ICN Trish.AX)</u>					
01/07/2018	Opening Balance	2,700.00			48.60 DR
30/06/2019	Revaluation - 28/06/2019 @ \$0.014000 (System Price) - 2,700.000000 Units on hand			10.80	37.80 DR
		<b>2,700.00</b>		<b>10.80</b>	<b>37.80 DR</b>
<u>Living Cell Technologies Limited (LCT.AX)</u>					
01/07/2018	Opening Balance	9,500.00			237.50 DR
30/06/2019	Revaluation - 28/06/2019 @ \$0.024000 (System Price) - 9,500.000000 Units on hand			9.50	228.00 DR
		<b>9,500.00</b>		<b>9.50</b>	<b>228.00 DR</b>
<u>Marenica Energy Ltd (MEY.AX)</u>					
01/07/2018	Opening Balance	60.00			6.30 DR
01/07/2018		(60.00)		1,012.50	1,006.20 CR
01/07/2018	Unrealised Gain writeback as at 01/07/2018		1,006.20		0.00 DR
		<b>0.00</b>	<b>1,006.20</b>	<b>1,012.50</b>	<b>0.00 DR</b>
<u>Marenica Energy Ltd (MEY Trish.AX)</u>					
01/07/2018	Opening Balance	60.00			6.30 DR
30/06/2019	Revaluation - 27/06/2019 @ \$0.090000 (System Price) - 60.000000 Units on hand			0.90	5.40 DR

# The White Superannuation Fund

## General Ledger

For The Period 01 July 2018 - 30 June 2019

Transaction Date	Description	Units	Debit	Credit	Balance \$
		<b>60.00</b>		<b>0.90</b>	<b>5.40 DR</b>
<u>Reliance Worldwide Corporation Limited (RWC.AX)</u>					
22/10/2018		385.00	2,001.73		2,001.73 DR
30/06/2019	Revaluation - 28/06/2019 @ \$3.520000 (System Price) - 385.000000 Units on hand			646.53	1,355.20 DR
		<b>385.00</b>	<b>2,001.73</b>	<b>646.53</b>	<b>1,355.20 DR</b>
<u>Slater &amp; Gordon Limited (SGH.AX)</u>					
01/07/2018	Opening Balance	13.00			24.96 DR
30/06/2019	Revaluation - 28/06/2019 @ \$1.540000 (System Price) - 13.000000 Units on hand			4.94	20.02 DR
		<b>13.00</b>		<b>4.94</b>	<b>20.02 DR</b>
<u>Suncorp Group Limited (SUN_Trish.AX)</u>					
01/07/2018	Opening Balance	587.00			8,564.33 DR
02/04/2019		11.00	150.04		8,714.37 DR
05/04/2019		19.00	291.08		9,005.45 DR
03/05/2019		4.00	53.24		9,058.69 DR
30/06/2019	Revaluation - 28/06/2019 @ \$13.470000 (System Price) - 621.000000 Units on hand			693.82	8,364.87 DR
		<b>621.00</b>	<b>494.36</b>	<b>693.82</b>	<b>8,364.87 DR</b>
<u>Tabcorp Holdings Limited (TAH.AX)</u>					
01/07/2018	Opening Balance	4,414.00			19,686.44 DR
03/05/2019		103.00	483.07		20,169.51 DR
30/06/2019	Revaluation - 28/06/2019 @ \$4.450000 (System Price) - 4,517.000000 Units on hand			68.86	20,100.65 DR
		<b>4,517.00</b>	<b>483.07</b>	<b>68.86</b>	<b>20,100.65 DR</b>
<u>Telstra Corporation Limited. (TLS.AX)</u>					
01/07/2018	Opening Balance	2,212.00			5,795.44 DR
30/06/2019	Revaluation - 28/06/2019 @ \$3.850000 (System Price) - 2,212.000000 Units on hand		2,720.76		8,516.20 DR
		<b>2,212.00</b>	<b>2,720.76</b>		<b>8,516.20 DR</b>
<u>Viva Energy Reit (VVR.AX)</u>					
01/07/2018	Opening Balance	2,330.00			5,242.50 DR
30/06/2019	Revaluation - 28/06/2019 @ \$2.600000 (System Price) - 2,330.000000 Units on hand		815.50		6,058.00 DR
		<b>2,330.00</b>	<b>815.50</b>		<b>6,058.00 DR</b>
<u>Westpac Banking Corporation (WBC.AX)</u>					
01/07/2018	Opening Balance	352.00			10,313.60 DR
04/07/2018		11.00	309.21		10,622.81 DR
20/12/2018		14.00	361.48		10,984.29 DR
24/06/2019		13.00	355.68		11,339.97 DR
30/06/2019	Revaluation - 28/06/2019 @ \$28.360000 (System Price) - 390.000000 Units on hand			279.57	11,060.40 DR
		<b>390.00</b>	<b>1,026.37</b>	<b>279.57</b>	<b>11,060.40 DR</b>
<b>Income Tax Payable/Refundable (85000)</b>					
<u>Income Tax Payable/Refundable (85000)</u>					

# The White Superannuation Fund

## General Ledger

For The Period 01 July 2018 - 30 June 2019

Transaction Date	Description	Units	Debit	Credit	Balance \$
01/07/2018	Opening Balance				5,544.87 DR
30/06/2019	Create Entries - Franking Credits Adjustment - 30/06/2019		2,181.06		7,725.93 DR
30/06/2019	Create Entries - Income Tax Expense - 30/06/2019			1,174.35	6,551.58 DR
			<b>2,181.06</b>	<b>1,174.35</b>	<b>6,551.58 DR</b>
<b>Total Debits:</b>	<b>95,560.26</b>				
<b>Total Credits:</b>	<b>95,560.26</b>				

.....**Electronic Lodgment Declaration (SMSF)**

**This declaration is to be completed where the tax return is to be lodged via an approved ATO electronic channel. It is the responsibility of the taxpayer to retain this declaration for a period of five years after the declaration is made, penalties may apply for failure to do so.**

**Privacy**

The ATO is authorised by the Taxation Administration Act 1953 to request the provision of tax file numbers (TFNs). The ATO will use the TFNs to identify each partner or beneficiary or entity in our records. It is not an offence not to provide the TFNs. However, you cannot lodge your tax return electronically if you do not quote your TFN.

Taxation law authorises the ATO to collect information and disclose it to other government agencies, including personal information about the person authorised to sign the declaration. For information about privacy go to [ato.gov.au/privacy](http://ato.gov.au/privacy)

**The Australian Business Register**

The Commissioner of Taxation, as Registrar of the Australian Business Register, may use the ABN and business details which you provide on this tax return to maintain the integrity of the register.

Please refer to the privacy statement on the Australian Business Register (ABR) website ([www.abr.gov.au](http://www.abr.gov.au)) for further information - it outlines our commitment to safeguarding your details.

**Electronic funds transfer - direct debit**

Where you have requested an EFT direct debit some of your details will be provided to your financial institution and the Tax Office's sponsor bank to facilitate the payment of your taxation liability from your nominated account.

Tax File Number	Name of Fund	Year
-----------------	--------------	------

I authorise my tax agent to electronically transmit this tax return via an approved ATO electronic channel.

**Important**

Before making this declaration please check to ensure that all income has been disclosed and the tax return is true and correct in every detail. If you are in doubt about any aspect of the tax return, place all the facts before the Tax Office. The tax law provides heavy penalties for false or misleading statements on tax returns.

**Declaration:**

I declare that:

- ..... ■ All the information provided to the agent for the preparation of this tax return, including any applicable schedules is true and correct; and
- ..... ■ I authorise the agent to lodge this tax return.

Signature of Partner, Trustee, or Director		Date	/ /
--	--	------	-----

**ELECTRONIC FUNDS TRANSFER CONSENT**

**This declaration is to be completed when an electronic funds transfer (EFT) of a refund is requested and the tax return is being lodged through an approved ATO electronic channel.**

This declaration must be signed by the partner, trustee, director or public officer prior to the EFT details being transmitted to the Tax Office. If you elect for an EFT, all details below must be completed.

**Important:** Care should be taken when completing EFT details as the payment of any refund will be made to the account specified.

**5 Wt i bhBUa Y**.....

.....

I authorise the refund to be deposited directly to the specified account

Signature		Date	/ /
-----------	--	------	-----

.....Tax Agent's 8 YWUfUjcb

**I declare that:**

- I have prepared this tax return in accordance with the information supplied by the partner, trustee, director or public officer
- I have received a declaration made by the entity that the information provided to me for the preparation of this tax return is true and correct; and
- I am authorised by the partner, trustee, director or public officer to lodge this tax return, including any applicable schedules.

Agent's signature .....

Date

Contact name

Client Reference

Agent's Phone Number .....

HUI '5 [ YbhBi a VYf