

The White Superannuation Fund

ABN 88596326201

Financial Statements and Reports for the Year Ended 30 June 2019



Accrual Accounting & Taxation

Suite 2, 115 Currumburra Road

Ashmore QLD 4214

Phone: (07)5564 6884 Fax: (07)5564 6885

Email: admin@accrual.com.au

The White Superannuation Fund

Reports Index

Compilation Report	1
Trustees Declaration	2
Detailed Operating Statement	3
Detailed Statement of Financial Position	5
Members Summary	7
Members Statement	8
Investment Summary with Market Movement	11
Investment Summary	12
Investment Strategy	14
Statement of Taxable Income	16
Lodgement Declaration	17

The White Superannuation Fund

Compilation Report

We have compiled the accompanying special purpose financial statements of the The White Superannuation Fund which comprise the statement of financial position as at 30/06/2019 the operating statement for the year then ended, a summary of significant accounting policies and other explanatory notes. The specific purpose for which the special purpose financial statements have been prepared is set out in Note 1 to the financial statements.

The Responsibility of the Trustee

The Trustee of The White Superannuation Fund are solely responsible for the information contained in the special purpose financial statements, the reliability, accuracy and completeness of the information and for the determination that the financial reporting framework used is appropriate to meet their needs and for the purpose that the financial statements were prepared.

Our Responsibility

On the basis of information provided by the Trustee, we have compiled the accompanying special purpose financial statements in accordance with the financial reporting framework as described in Note 1 to the financial statements and APES 315: Compilation of Financial Information.

We have applied our expertise in accounting and financial reporting to compile these financial statements in accordance with the financial reporting framework described in Note 1 to the financial statements. We have complied with the relevant ethical requirements of APES 110: Code of Ethics for Professional Accountants.


Assurance Disclaimer

Since a compilation engagement is not an assurance engagement, we are not required to verify the reliability, accuracy or completeness of the information provided to us by management to compile these financial statements. Accordingly, we do not express an audit opinion or a review conclusion on these financial statements.

The special purpose financial statements were compiled exclusively for the benefit of the directors of the trustee company who are responsible for the reliability, accuracy and completeness of the information used to compile them. We do not accept responsibility for the contents of the special purpose financial statements.

of

Signed:



Dated: 20/06/2019

The White Superannuation Fund

Trustees Declaration

The trustees have determined that the fund is not a reporting entity and that the special purpose financial statements should be prepared in accordance with the accounting policies described in Note 1 to the financial statements.

The trustees declare that:

- (i) the financial statements and notes to the financial statements for the year ended 30 June 2019 present fairly, in all material respects, the financial position of the superannuation fund at 30 June 2019 and the results of its operations for the year ended on that date in accordance with the accounting policies described in Note 1 to the financial statements;
- (ii) the financial statements and notes to the financial statements have been prepared in accordance with the requirements of the trust deed; and
- (iii) the operation of the superannuation fund has been carried out in accordance with its trust deed and in compliance with the requirements of the Superannuation Industry (Supervision) Act 1993 and associated Regulations during the year ended 30 June 2019.

Specifically, the trustees declares that:

- in accordance with s120 of the Superannuation Industry (Supervision) Act 1993, no individual trustee has been or is a disqualified person;
- the fund has satisfactory title to all assets, all assets are unencumbered and free from charge as prescribed by s50 of the Superannuation Industry (Supervision) Act 1993 and reg13.14 of the Superannuation Industry (Supervision) Act 1994; and
- to the knowledge of the trustees, there have been no events or transactions subsequent to the balance date which could have a material impact on the and. Where such events have occurred, the effect of such events has been accounts and noted in the fund's financial statements.

Signed in accordance with a resolution of the trustees by:



Mervyn White

Trustee



Patricia Rollason

Trustee

Dated this 23 day of 7 2020

The White Superannuation Fund

Detailed Operating Statement

For the year ended 30 June 2019

	2019	2018
	\$	\$
Income		
Investment Income		
Dividends Received		
Aurizon Holdings Limited	298.41	278.92
Australia And New Zealand Banking Group Limited	224.00	224.00
Bendigo And Adelaide Bank Limited	1,419.18	1,312.66
Boral Limited.	81.00	0.00
Coca-cola Amatil Limited	121.41	115.30
G8 Education Limited	263.34	434.86
Hub24 Limited	3.10	0.00
Propertylink Group	0.00	357.39
Reliance Worldwide Corporation Limited	15.40	0.00
Suncorp Group Limited	488.68	411.82
Tabcorp Holdings Limited	926.94	485.54
Tatts Group Limited	0.00	1,324.32
Telstra Corporation Limited.	420.28	0.00
Telstra Corporation Limited.	0.00	586.18
Viva Energy Reit	326.67	0.00
Westpac Banking Corporation	1,026.48	632.62
	<u>5,614.89</u>	<u>6,163.61</u>
Interest Received		
NAB xx0218	35.30	0.00
NAB xx9465	5.49	5.04
	<u>40.79</u>	<u>5.04</u>
Investment Gains		
Realised Movements in Market Value		
Shares in Listed Companies (Australian)		
Afterpay Touch Group Limited	3,341.25	0.00
Marenica Energy Ltd	(1,006.20)	0.00
Propertylink Group	0.00	1,252.62
Tatts Group Limited	0.00	(6,935.05)
	<u>2,335.05</u>	<u>(5,682.43)</u>
Unrealised Movements in Market Value		
Shares in Listed Companies (Australian)		
Afterpay Touch Group Limited	(533.50)	533.50
Aurizon Holdings Limited	1,303.26	(1,254.54)
Australia And New Zealand Banking Group Limited	(4.20)	(67.20)
Bendigo And Adelaide Bank Limited	1,664.71	(472.46)
Boral Limited.	(423.00)	(24.00)
Coca-cola Amatil Limited	279.26	2.73
G8 Education Limited	1,500.52	(2,600.48)
Hub24 Limited	(130.55)	0.00
Icon Energy Limited	(10.80)	(18.90)
Living Cell Technologies Limited	(9.50)	(1,775.00)
Marenica Energy Ltd	(0.90)	(3.00)
Marenica Energy Ltd	1,006.20	(3.00)
Propertylink Group	0.00	(397.37)
Reliance Worldwide Corporation Limited	(646.53)	0.00
Slater & Gordon Limited	(4.94)	(76.29)
Suncorp Group Limited	(693.82)	(84.58)
Tabcorp Holdings Limited	(68.86)	19,686.44
Tatts Group Limited	0.00	(14,667.92)
Telstra Corporation Limited.	2,720.76	(3,716.16)
Viva Energy Reit	815.50	321.05

The White Superannuation Fund
Detailed Operating Statement

For the year ended 30 June 2019

	2019	2018
	\$	\$
Westpac Banking Corporation	(279.57)	(429.10)
	<u>6,484.04</u>	<u>(5,046.28)</u>
Changes in Market Values	<u>8,819.09</u>	<u>(10,728.71)</u>
Total Income	<u>14,474.77</u>	<u>(4,560.06)</u>
Expenses		
Bank Charges	6.30	0.00
	<u>6.30</u>	<u>0.00</u>
Member Payments		
Pensions Paid		
White, Mervyn - Pension (Account Based Pension 2)	0.00	1,100.00
	<u>0.00</u>	<u>1,100.00</u>
Total Expenses	<u>6.30</u>	<u>1,100.00</u>
Benefits accrued as a result of operations before income tax	<u>14,468.47</u>	<u>(5,660.06)</u>
Income Tax Expense		
Income Tax Expense	(1,006.71)	(1,126.65)
Total Income Tax	<u>(1,006.71)</u>	<u>(1,126.65)</u>
Benefits accrued as a result of operations	<u>15,475.18</u>	<u>(4,533.41)</u>

The White Superannuation Fund
Detailed Statement of Financial Position

As at 30 June 2019

	Note	2019	2018
		\$	\$
Assets			
Investments			
Shares in Listed Companies (Australian)	2		
Afterpay Touch Group Limited		0.00	2,571.25
Aurizon Holdings Limited		6,577.20	5,273.94
Australia And New Zealand Banking Group Limited		3,949.40	3,953.60
Bendigo And Adelaide Bank Limited		24,688.56	21,604.12
Boral Limited.		1,536.00	1,959.00
Coca-cola Amatil Limited		2,749.18	2,346.00
G8 Education Limited		6,602.37	4,837.08
Hub24 Limited		1,841.40	0.00
Icon Energy Limited		37.80	48.60
Living Cell Technologies Limited		228.00	237.50
Marenica Energy Ltd		0.00	6.30
Marenica Energy Ltd		5.40	6.30
Reliance Worldwide Corporation Limited		1,355.20	0.00
Slater & Gordon Limited		20.02	24.96
Suncorp Group Limited		8,364.87	8,564.33
Tabcorp Holdings Limited		20,100.65	19,686.44
Telstra Corporation Limited.		8,516.20	5,795.44
Viva Energy Reit		6,058.00	5,242.50
Westpac Banking Corporation		11,060.40	10,313.60
Total Investments		<u>103,690.65</u>	<u>92,470.96</u>
Other Assets			
Bank Accounts 1	3		
NAB xx0218		4,017.48	765.75
NAB xx9465		60.46	54.97
Dividend Reinvestment - Residual Account		166.17	174.61
Reinvestment Residual Account			
Coca-cola Amatil Limited		5.69	5.69
G8 Education Limited		(2.91)	(2.91)
Suncorp Group Limited		2.83	2.83
Westpac Banking Corporation		(11.27)	(11.27)
Income Tax Refundable		6,551.58	5,544.87
Total Other Assets		<u>10,790.03</u>	<u>6,534.54</u>
Total Assets		<u>114,480.68</u>	<u>99,005.50</u>

The accompanying notes form part of these financial statements.

The White Superannuation Fund

Detailed Statement of Financial Position

As at 30 June 2019

	Note	2019	2018
		\$	\$
Net assets available to pay benefits		<u>114,480.68</u>	<u>99,005.50</u>
Represented By :			
Liability for accrued benefits allocated to members' accounts	4, 5		
White, Mervyn - Accumulation (Opening Balance)		15,514.84	0.00
White, Mervyn - Pension (Account Based Pension 2)		6.30	13,424.25
Rollason, Patricia - Accumulation (Opening Balance)		98,959.54	85,581.25
Total Liability for accrued benefits allocated to members' accounts		<u>114,480.68</u>	<u>99,005.50</u>

The accompanying notes form part of these financial statements.

The White Superannuation Fund

Members Summary Report

As at 30 June 2019

	Increases				Decreases						
	Opening Balance	Contributions	Transfers In	Net Earnings	Insurance Proceeds	Pensions Paid	Contributions Tax	Taxes Paid	Benefits Paid/ Transfers Out	Insurance Premiums	Member Expenses
Mervyn Stephen White (Age: 78)											
MERYYN - Opening Balance			13,417.95	2,256.01				159.12			
WHIMER00009P - Account Based Pension 2 - Tax Free: 0.00%									13,417.95		
	13,424.25		13,417.95	2,256.01				159.12	13,417.95		
Patricia Lorraine Rollason (Age: 67)											
PATRICIA - Opening Balance	85,581.25			14,393.52				1,015.23			
	85,581.25			14,393.52				1,015.23			
	99,005.50		13,417.95	16,649.53				1,174.35	13,417.95		

Members Statement

Mervyn Stephen White

PO Box 3304 Australia Fair

Southport, Queensland, 4215, Australia

Your Details

Date of Birth : 13/09/1940
 Age: 78
 Tax File Number: Provided
 Date Joined Fund: 01/07/2015
 Service Period Start Date:
 Date Left Fund:
 Member Code: MERVYN
 Account Start Date 01/07/2016
 Account Phase: Accumulation Phase
 Account Description: Opening Balance

Nominated Beneficiaries N/A
 Vested Benefits 15,514.84
 Total Death Benefit 15,514.84

Your Balance

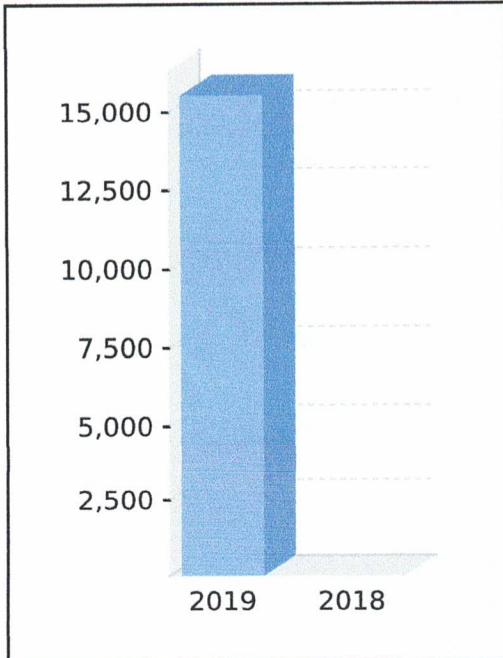
Total Benefits 15,514.84

Preservation Components

Preserved 12,629.02
 Unrestricted Non Preserved 2,885.82
 Restricted Non Preserved

Tax Components

Tax Free
 Taxable 15,514.84



Your Detailed Account Summary

	This Year	Last Year
Opening balance at 01/07/2018		14,829.02
<u>Increases to Member account during the period</u>		
Employer Contributions		
Personal Contributions (Concessional)		
Personal Contributions (Non Concessional)		
Government Co-Contributions		
Other Contributions		
Proceeds of Insurance Policies		
Transfers In		
Net Earnings	2,256.01	
Internal Transfer In	13,417.95	
<u>Decreases to Member account during the period</u>		
Pensions Paid		
Contributions Tax		
Income Tax	159.12	
No TFN Excess Contributions Tax		
Excess Contributions Tax		
Refund Excess Contributions		
Division 293 Tax		
Insurance Policy Premiums Paid		
Management Fees		
Member Expenses		
Benefits Paid/Transfers Out		
Superannuation Surcharge Tax		
Internal Transfer Out		14,829.02
Closing balance at 30/06/2019	15,514.84	0.00

Members Statement

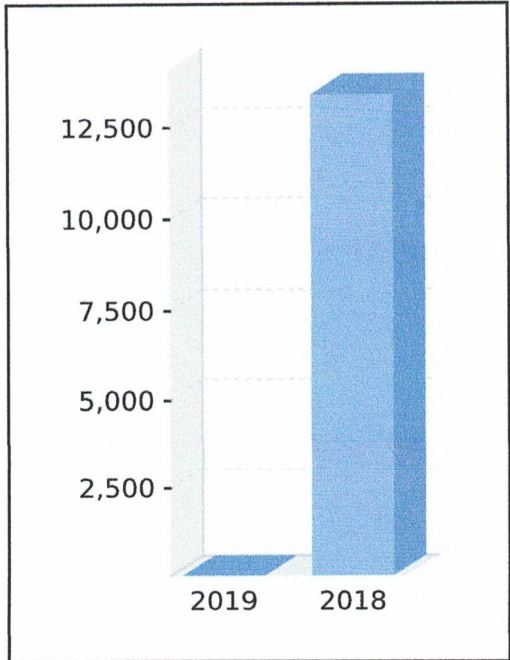
Mervyn Stephen White
 PO Box 3304 Australia Fair
 Southport, Queensland, 4215, Australia

Your Details

Date of Birth :	13/09/1940	Nominated Beneficiaries	N/A
Age:	78	Vested Benefits	6.30
Tax File Number:	Provided	Total Death Benefit	6.30
Date Joined Fund:	01/07/2015		
Service Period Start Date:			
Date Left Fund:	01/07/2018		
Member Code:	WHIMER00009P		
Account Start Date	01/07/2017		
Account Phase:	Retirement Phase		
Account Description:	Account Based Pension 2		

Your Balance

Total Benefits	6.30
<u>Preservation Components</u>	
Preserved	
Unrestricted Non Preserved	6.30
Restricted Non Preserved	
<u>Tax Components</u>	
Tax Free (0.00%)	
Taxable	6.30



Your Detailed Account Summary

	This Year	Last Year
Opening balance at 01/07/2018	13,424.25	
<u>Increases to Member account during the period</u>		
Employer Contributions		
Personal Contributions (Concessional)		
Personal Contributions (Non Concessional)		
Government Co-Contributions		
Other Contributions		
Proceeds of Insurance Policies		
Transfers In		
Net Earnings		(304.77)
Internal Transfer In		14,829.02
<u>Decreases to Member account during the period</u>		
Pensions Paid		1,100.00
Contributions Tax		
Income Tax		
No TFN Excess Contributions Tax		
Excess Contributions Tax		
Refund Excess Contributions		
Division 293 Tax		
Insurance Policy Premiums Paid		
Management Fees		
Member Expenses		
Benefits Paid/Transfers Out		
Superannuation Surcharge Tax		
Internal Transfer Out	13,417.95	
Closing balance at 30/06/2019	6.30	13,424.25

Members Statement

Patricia Lorraine Rollason
 PO Box 3304 Australia Fair
 Southport, Queensland, 4215, Australia

Your Details

Date of Birth : 22/08/1951
 Age: 67
 Tax File Number: Provided
 Date Joined Fund: 30/06/2016
 Service Period Start Date:
 Date Left Fund:
 Member Code: PATRICIA
 Account Start Date 30/06/2016
 Account Phase: Accumulation Phase
 Account Description: Opening Balance

Nominated Beneficiaries N/A
 Vested Benefits 98,959.54
 Total Death Benefit 98,959.54

Your Balance

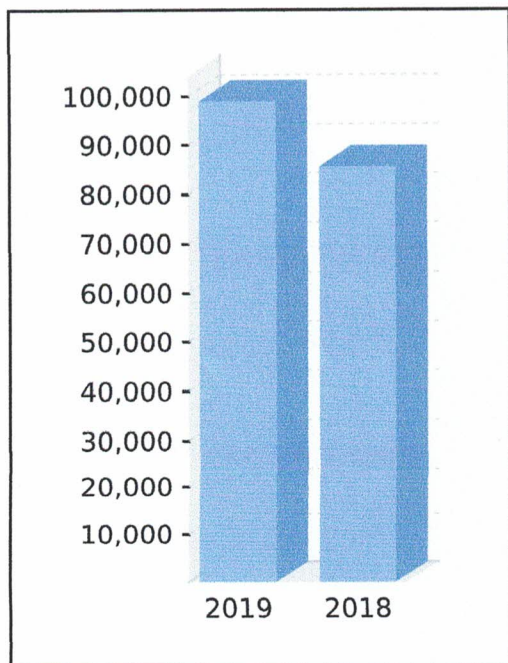
Total Benefits 98,959.54

Preservation Components

Preserved 80,098.22
 Unrestricted Non Preserved 18,861.32
 Restricted Non Preserved

Tax Components

Tax Free 852.43
 Taxable 98,107.11



Your Detailed Account Summary

	This Year	Last Year
Opening balance at 01/07/2018	85,581.25	88,709.89
<u>Increases to Member account during the period</u>		
Employer Contributions		
Personal Contributions (Concessional)		
Personal Contributions (Non Concessional)		
Government Co-Contributions		
Other Contributions		
Proceeds of Insurance Policies		
Transfers In		
Net Earnings	14,393.52	(1,841.49)
Internal Transfer In		
<u>Decreases to Member account during the period</u>		
Pensions Paid		
Contributions Tax		
Income Tax	1,015.23	1,287.15
No TFN Excess Contributions Tax		
Excess Contributions Tax		
Refund Excess Contributions		
Division 293 Tax		
Insurance Policy Premiums Paid		
Management Fees		
Member Expenses		
Benefits Paid/Transfers Out		
Superannuation Surcharge Tax		
Internal Transfer Out		
Closing balance at 30/06/2019	98,959.54	85,581.25

Investment Summary with Market Movement

As at 30 June 2019

Investment	Units	Market Price	Market Value	Average Cost	Accounting Cost	Overall	Unrealised Current Year
Cash/Bank Accounts							
NAB xx0218		4,017.480000	4,017.48	4,017.48	4,017.48		
NAB xx9465		60.460000	60.46	60.46	60.46		
		4,077.94	4,077.94		4,077.94		
Shares in Listed Companies (Australian)							
APT.AX Afterpay Touch Group Limited	0.00	25.070000	0.00	0.00	0.00	0.00	(533.50)
AZJ.AX Arizon Holdings Limited	1,218.00	5.400000	6,577.20	2.30	2,800.00	3,777.20	1,303.26
ANZ.AX Australia And New Zealand Banking Group Limited	140.00	28.210000	3,949.40	29.27	4,097.20	(147.80)	(4.20)
BEN.AX Bendigo And Adelaide Bank Limited	2,132.00	11.580000	24,688.56	8.89	18,963.45	5,725.11	1,664.71
BLD.AX Boral Limited.	300.00	5.120000	1,536.00	6.61	1,983.00	(447.00)	(423.00)
CCL.AX Coca-cola Amatil Limited	269.00	10.220000	2,749.18	8.24	2,217.80	531.38	279.26
GEM.AX G8 Education Limited	2,179.00	3.030000	6,602.37	3.52	7,664.72	(1,062.35)	1,500.52
HUB.AX Hub24 Limited	155.00	11.880000	1,841.40	12.72	1,971.95	(130.55)	(130.55)
ICN.AX Icon Energy Limited	2,700.00	0.014000	37.80	0.57	1,527.00	(1,489.20)	(10.80)
LCT.AX Living Cell Technologies Limited	9,500.00	0.024000	228.00	0.21	2,012.50	(1,784.50)	(9.50)
MEY.AX Marenica Energy Ltd	0.00	0.090000	0.00	0.00	0.00	0.00	1,006.20
MEY.AX Marenica Energy Ltd	60.00	0.090000	5.40	16.88	1,012.50	(1,007.10)	(0.90)
RWC.AX Reliance Worldwide Corporation Limited	385.00	3.520000	1,355.20	5.20	2,001.73	(646.53)	(646.53)
SGH.AX Slater & Gordon Limited	13.00	1.540000	20.02	41.49	539.38	(519.36)	(4.94)
SUN.AX Suncorp Group Limited	621.00	13.470000	8,364.87	8.95	5,560.34	2,804.53	(693.82)
TAH.AX Tabcorp Holdings Limited	4,517.00	4.450000	20,100.65	0.11	483.07	19,617.58	(68.86)
TLS.AX Telstra Corporation Limited.	2,212.00	3.850000	8,516.20	3.51	7,767.27	748.93	2,720.76
VVR.AX Viva Energy Reit	2,330.00	2.600000	6,058.00	2.11	4,921.45	1,136.55	815.50
WBC.AX Westpac Banking Corporation	390.00	28.360000	11,060.40	24.43	9,526.21	1,534.19	(279.57)
		103,690.65	107,768.59		75,049.57	28,641.08	6,484.04
					79,127.51	28,641.08	6,484.04

The White Superannuation Fund Investment Summary Report

As at 30 June 2019

Investment	Units	Market Price ¹	Market Value	Average Cost	Accounting Cost	Unrealised Gain/(Loss)	Gain/(Loss)%
Cash/Bank Accounts							
NAB xx0218		4,017.480000	4,017.48	4,017.48	4,017.48		
NAB xx9465		60.460000	60.46	60.46	60.46		
		4,077.94	4,077.94		4,077.94		0.00 %
Shares in Listed Companies (Australian)							
AZJ.AX Aurizon Holdings Limited	1,218.00	5.400000	6,577.20	2.30	2,800.00	3,777.20	134.90 %
ANZ.AX Australia And New Zealand Banking Group Limited	140.00	28.210000	3,949.40	29.27	4,097.20	(147.80)	(3.61) %
BEN.AX Bendigo And Adelaide Bank Limited	2,132.00	11.580000	24,688.56	8.89	18,963.45	5,725.11	30.19 %
BLD.AX Boral Limited.	300.00	5.120000	1,536.00	6.61	1,983.00	(447.00)	(22.54) %
CCL.AX Coca-cola Amatil Limited	269.00	10.220000	2,749.18	8.24	2,217.80	531.38	23.96 %
GEM.AX G8 Education Limited	2,179.00	3.030000	6,602.37	3.52	7,664.72	(1,062.35)	(13.86) %
HUB.AX Hub24 Limited	155.00	11.880000	1,841.40	12.72	1,971.95	(130.55)	(6.62) %
ICN.AX Icon Energy Limited	2,700.00	0.014000	37.80	0.57	1,527.00	(1,489.20)	(97.52) %
LCT.AX Living Cell Technologies Limited	9,500.00	0.024000	228.00	0.21	2,012.50	(1,784.50)	(88.67) %
MEY.AX Marenica Energy Ltd	60.00	0.090000*	5.40	16.88	1,012.50	(1,007.10)	(99.47) %
RWC.AX Reliance Worldwide Corporation Limited	385.00	3.520000	1,355.20	5.20	2,001.73	(646.53)	(32.30) %
SGH.AX Slater & Gordon Limited	13.00	1.540000	20.02	41.49	539.38	(519.36)	(96.29) %
SUN.AX Suncorp Group Limited	621.00	13.470000	8,364.87	8.95	5,560.34	2,804.53	50.44 %
TAH.AX Tabcorp Holdings Limited	4,517.00	4.450000	20,100.65	0.11	483.07	19,617.58	4,061.02 %
TLS.AX Telstra Corporation Limited.	2,212.00	3.850000	8,516.20	3.51	7,767.27	748.93	9.64 %
VVR.AX Viva Energy Reit	2,330.00	2.600000	6,058.00	2.11	4,921.45	1,136.55	23.09 %
WBC.AX Westpac Banking Corporation	390.00	28.360000	11,060.40	24.43	9,526.21	1,534.19	16.10 %
			103,690.65		75,049.57	28,641.08	38.16 %
			107,768.59		79,127.51	28,641.08	36.20 %

¹Market Prices as at Reporting Date. Note: Where prices unavailable, system will use last known price

The White Superannuation Fund
Statement of Taxable Income

For the year ended 30 June 2019

	2019
	\$
Benefits accrued as a result of operations	14,468.47
Less	
Increase in MV of investments	6,484.04
Realised Accounting Capital Gains	2,335.05
	<u>8,819.09</u>
Add	
Franking Credits	2,181.06
	<u>2,181.06</u>
SMSF Annual Return Rounding	(1.44)
Taxable Income or Loss	<u>7,829.00</u>
Income Tax on Taxable Income or Loss	<u>1,174.35</u>
Less	
Franking Credits	2,181.06
	<u>(1,006.71)</u>
CURRENT TAX OR REFUND	<u>(1,006.71)</u>
Supervisory Levy	259.00
AMOUNT DUE OR REFUNDABLE	<u>(747.71)</u>

The White Superannuation Fund

Projected Investment Strategy

Overview

The aim of this strategy is to provide the Members with an income on retirement.

Investment Objectives

The Trustee will at all times act prudently to maximise the rate of return, subject to acceptable risk parameters, and maintenance of appropriate diversification across a broad range of assets.

Having considered the risk profile of the fund and the member's needs and circumstances, the trustee has adopted the following objectives for the investment of assets of the fund;

- to achieve an investment return (based on market values and net of tax and charges) that exceeds the CPI by at least 3% per annum when measured over a rolling 5 year period.
- to have a probability of zero or negative returns in any 12 Month period of less than one in five years; and
- have sufficient liquidity to meet liabilities as and when they fall due.

Investment Strategy

The fund will invest in a portfolio of assets according to market conditions and within the ranges specified below:

Asset Allocation

The targeted asset allocation will be in the following ranges:

<u>Asset Class</u>	<u>Target Range</u>	<u>Benchmark</u>
Australian Shares	85 - 95 %	95 %
International Shares	0 - 0 %	0 %
Cash	3 - 8 %	5 %
Australian Fixed Interest	0 - 0 %	0 %
International Fixed Interest	0 - 0 %	0 %
Mortgages	0 - 0 %	0 %
Direct Property	0 - 0 %	0 %
Listed Property	0 - 0 %	0 %
Other	0 - 0 %	0 %

Quality companies and trusts as supported by research and fundamental analysis will be selected. Direct investments in property, artwork and lease equipment may form part of the strategy provided there is sufficient basis for the decision.


Insurance

The Trustees have considered and consulted Professional Advice where necessary to ensure that all fund members have the correct type and level of insurance. Insurance may be held within or outside the SMSF.

Review and Monitoring


The trustees will monitor and review the fund's investment activities on a regular basis and to communicate with the members should they feel that any change in strategy is necessary in order to achieve the fund's objective.

Date: 01/07/2018


.....
Mervyn White

The White Superannuation Fund

Projected Investment Strategy



Patricia Rollason

* Investments using last known price

Investment	Market Price	Market Price Date
Marenica Energy Ltd	0.090000	27/06/2019

