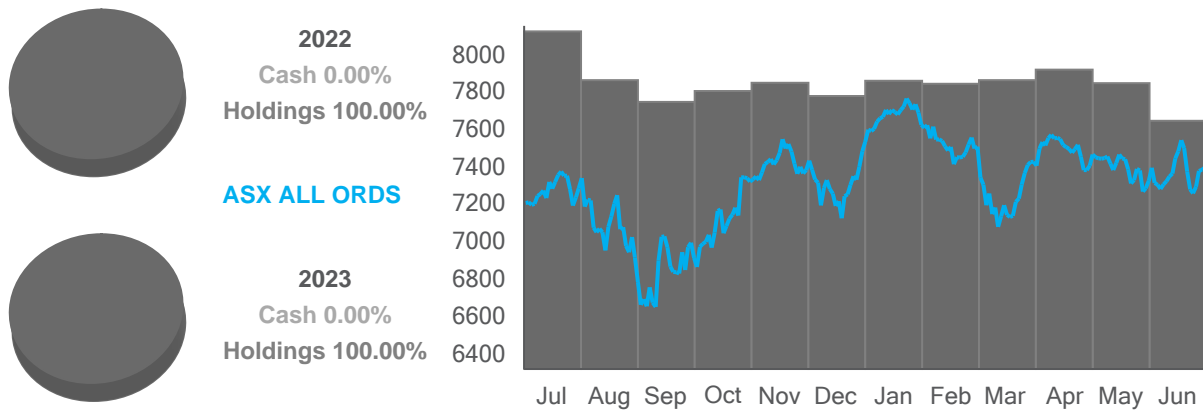


Financial Year Summary

01 Jul 2022 - 30 Jun 2023

Summary Information A/C 159080	+/-	
Holdings valuation at start of period		\$412,570.00
Holdings valuation at end of period	(\$86,989.46)	\$325,580.54
Portfolio at start of period		\$412,570.00
Portfolio at end of period	(\$86,989.46)	\$325,580.54
Total portfolio value		\$325,580.54
Total brokerage		\$1,193.43
Information service fees		\$0.00
Estimated dividends and distributions		\$14,769.16
Estimated franking credits		\$6,329.63



While every effort has been made to provide you with an accurate statement, we give no warranty of accuracy or reliability and take no responsibility for any errors or omissions including negligence by any officers, employees or agents. We encourage you to confirm the information, holdings and valuations contained herein. Information contained in the report may only relate to the period since you commenced our service.



Holdings valuation

01 Jul 2022 - 30 Jun 2023



Holdings valuation at 1 Jul 2022

\$412,570.00

Equities

ASX code	Description	Quantity	Price	Value
ABC	ADEL BRTN FPO	6,000	\$2.420	\$14,520.00
ANZ	ANZ GROUP FPO	2,000	\$22.030	\$44,060.00
ASX	ASX FPO	1,000	\$81.710	\$81,710.00
BOQ	BANK QLD FPO	2,500	\$6.670	\$16,675.00
COL	COLESGROUP FPO	1,300	\$17.810	\$23,153.00
ORG	ORIGIN ENE FPO	2,400	\$5.730	\$13,752.00
SHL	SONIC HLTH FPO	2,000	\$33.010	\$66,020.00
TLS	TELSTRA FPO	7,000	\$3.850	\$26,950.00
WES	WESFARMER FPO	3,000	\$41.910	\$125,730.00
Sub total				\$412,570.00

Holdings valuation at 30 Jun 2023

\$325,580.54

Equities

ASX code	Description	Quantity	Price	Value
ANZ	ANZ GROUP FPO	1,784	\$23.710	\$42,298.64
ASX	ASX FPO	830	\$63.000	\$52,290.00
COL	COLESGROUP FPO	1,300	\$18.420	\$23,946.00
SHL	SONIC HLTH FPO	1,700	\$35.570	\$60,469.00
TLS	TELSTRA FPO	5,000	\$4.300	\$21,500.00
WES	WESFARMER FPO	2,535	\$49.340	\$125,076.90
Sub total				\$325,580.54

While every effort has been made to provide you with an accurate statement, we give no warranty of accuracy or reliability and take no responsibility for any errors or omissions including negligence by any officers, employees or agents. We encourage you to confirm the information, holdings and valuations contained herein. Information contained in the report may only relate to the period since you commenced our service.



Holdings valuation (continued)

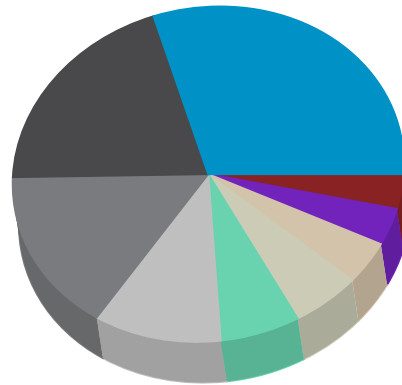
01 Jul 2022 - 30 Jun 2023

Holdings valuation at 1 Jul 2022

\$412,570.00

Holdings composition 1 Jul 2022

WES 30.47%	ANZ 10.68%	BOQ 4.04%
ASX 19.81%	TLS 6.53%	ABC 3.52%
SHL 16.00%	COL 5.61%	ORG 3.33%

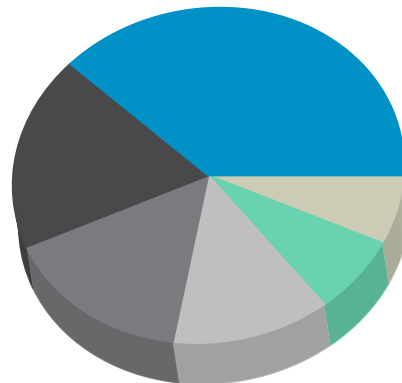


Holdings valuation at 30 Jun 2023

\$325,580.54

Holdings composition 30 Jun 2023

WES 38.42%	ASX 16.06%	COL 7.35%
SHL 18.57%	ANZ 12.99%	TLS 6.60%



While every effort has been made to provide you with an accurate statement, we give no warranty of accuracy or reliability and take no responsibility for any errors or omissions including negligence by any officers, employees or agents. We encourage you to confirm the information, holdings and valuations contained herein. Information contained in the report may only relate to the period since you commenced our service.



Transaction summary

01 Jul 2022 - 30 Jun 2023

Equities

ABC

ADBRI LIMITED ORDINARY

Date	Type	Action	Quantity	Unit price	Trade value	Brokerage	Other fees	GST	Total value
04/06/2012	In	Transfer	6,000	\$3.3900	\$20,340.00	\$0.00	\$0.00	\$0.00	\$20,340.00
11/08/2022	Sell	S22458290	(6,000)	\$2.6207	(\$15,724.13)	\$157.24	\$0.00	\$15.72	(\$15,551.17)
Sub total			0						

ANZ

ANZ GROUP HOLDINGS ORDINARY

Date	Type	Action	Quantity	Unit price	Trade value	Brokerage	Other fees	GST	Total value
04/06/2012	In	Transfer	2,000	\$29.1100	\$58,220.00	\$0.00	\$0.00	\$0.00	\$58,220.00
24/08/2022	In	Transfer	134	\$0.0000	\$0.00	\$0.00	\$0.00	\$0.00	\$0.00
14/06/2023	Sell	S23572867	(350)	\$22.9909	(\$8,046.80)	\$80.47	\$0.00	\$8.05	(\$7,958.28)
Sub total			1,784						

ANZR

ANZ BANKING GRP LTD RTS08AUG22 FORUS

Date	Type	Action	Quantity	Unit price	Trade value	Brokerage	Other fees	GST	Total value
22/07/2022	In	Transfer	134	\$0.0000	\$0.00	\$0.00	\$0.00	\$0.00	\$0.00
12/08/2022	Out	Transfer	(134)	\$0.0000	(\$0.00)	\$0.00	\$0.00	\$0.00	(\$0.00)
Sub total			0						

ASX

ASX LIMITED ORDINARY

Date	Type	Action	Quantity	Unit price	Trade value	Brokerage	Other fees	GST	Total value
04/06/2012	In	Transfer	1,000	\$44.4600	\$44,460.00	\$0.00	\$0.00	\$0.00	\$44,460.00
14/06/2023	Sell	S23572816	(170)	\$60.9256	(\$10,357.35)	\$103.57	\$0.00	\$10.36	(\$10,243.42)
Sub total			830						

While every effort has been made to provide you with an accurate statement, we give no warranty of accuracy or reliability and take no responsibility for any errors or omissions including negligence by any officers, employees or agents. We encourage you to confirm the information, holdings and valuations contained herein. Information contained in the report may only relate to the period since you commenced our service.

Transaction summary (continued)

01 Jul 2022 - 30 Jun 2023

BOQ BANK OF QUEENSLAND. ORDINARY

Date	Type	Action	Quantity	Unit price	Trade value	Brokerage	Other fees	GST	Total value
04/06/2012	In	Transfer	2,500	\$16.3500	\$40,875.00	\$0.00	\$0.00	\$0.00	\$40,875.00
11/08/2022	Sell	S22458289	(2,500)	\$7.5800	(\$18,950.08)	\$189.50	\$0.00	\$18.95	(\$18,741.63)
Sub total			0						

ORG ORIGIN ENERGY ORDINARY

Date	Type	Action	Quantity	Unit price	Trade value	Brokerage	Other fees	GST	Total value
04/06/2012	In	Transfer	2,400	\$8.6500	\$20,760.00	\$0.00	\$0.00	\$0.00	\$20,760.00
11/08/2022	Sell	S22458322	(2,400)	\$6.0300	(\$14,472.00)	\$144.72	\$0.00	\$14.47	(\$14,312.81)
Sub total			0						

SHL SONIC HEALTHCARE ORDINARY

Date	Type	Action	Quantity	Unit price	Trade value	Brokerage	Other fees	GST	Total value
04/06/2012	In	Transfer	2,000	\$10.8200	\$21,640.00	\$0.00	\$0.00	\$0.00	\$21,640.00
14/06/2023	Sell	S23572802	(300)	\$34.9537	(\$10,486.11)	\$104.86	\$0.00	\$10.49	(\$10,370.76)
Sub total			1,700						

TLS TELSTRA GROUP ORDINARY

Date	Type	Action	Quantity	Unit price	Trade value	Brokerage	Other fees	GST	Total value
06/11/2012	Buy	B1145907	4,000	\$4.0800	\$16,320.00	\$163.20	\$0.00	\$16.32	\$16,499.52
11/12/2013	Buy	B1487880	3,000	\$5.0000	\$15,000.00	\$150.00	\$0.00	\$15.00	\$15,165.00
11/08/2022	Sell	S22458280	(2,000)	\$4.0100	(\$8,020.00)	\$80.20	\$0.00	\$8.02	(\$7,931.78)
Sub total			5,000						

WES WESFARMERS LIMITED ORDINARY

Date	Type	Action	Quantity	Unit price	Trade value	Brokerage	Other fees	GST	Total value
------	------	--------	----------	------------	-------------	-----------	------------	-----	-------------

While every effort has been made to provide you with an accurate statement, we give no warranty of accuracy or reliability and take no responsibility for any errors or omissions including negligence by any officers, employees or agents. We encourage you to confirm the information, holdings and valuations contained herein. Information contained in the report may only relate to the period since you commenced our service.

Transaction summary (continued)

01 Jul 2022 - 30 Jun 2023



19/12/2013	Buy	B1493925	700	\$41.9200	\$29,344.00	\$293.44	\$0.00	\$29.34	\$29,666.78
01/12/2014	Out	Transfer	(12)	\$0.0000	(\$0.00)	\$0.00	\$0.00	\$0.00	(\$0.00)
11/12/2019	Buy	B4740639	2,312	\$40.6000	\$93,867.20	\$938.67	\$0.00	\$93.87	\$94,899.74
14/06/2023	Sell	S23572794	(465)	\$48.2517	(\$22,437.03)	\$224.37	\$0.00	\$22.44	(\$22,190.22)
Sub total			2,535						

Please note that the Transaction Date listed of any Off Market Transfers (Transfer) may not necessarily match the Date of Purchase listed on the Off Market transfer form.

While every effort has been made to provide you with an accurate statement, we give no warranty of accuracy or reliability and take no responsibility for any errors or omissions including negligence by any officers, employees or agents. We encourage you to confirm the information, holdings and valuations contained herein. Information contained in the report may only relate to the period since you commenced our service.



Brokerage & information services

01 Jul 2022 - 30 Jun 2023



August 2022	Amount	GST	Total
Brokerage and trail fees	\$571.66	\$57.16	\$628.82
Information services	\$0.00	\$0.00	\$0.00
	\$571.66	\$57.16	\$628.82

June 2023	Amount	GST	Total
Brokerage and trail fees	\$513.27	\$51.34	\$564.61
Information services	\$0.00	\$0.00	\$0.00
	\$513.27	\$51.34	\$564.61

Brokerage total	\$1,084.93	\$108.50	\$1,193.43
Information services total	\$0.00	\$0.00	\$0.00

While every effort has been made to provide you with an accurate statement, we give no warranty of accuracy or reliability and take no responsibility for any errors or omissions including negligence by any officers, employees or agents. We encourage you to confirm the information, holdings and valuations contained herein. Information contained in the report may only relate to the period since you commenced our service.



Estimated dividends & distributions

01 Jul 2022 - 30 Jun 2023

ANZ ANZ GROUP HOLDINGS ORDINARY

Ex div. date	Payment date	Type	Div. amount	Franking %	Balance	Franking credit	Est. dividend
09/05/2022	01/07/2022	Interim	\$0.72	100.00%	2,000	\$617.14	\$1,440.00
07/11/2022	15/12/2022	Final	\$0.74	100.00%	2,134	\$676.78	\$1,579.16
Estimated sub total						\$1,293.92	\$3,019.16

ASX ASX LIMITED ORDINARY

Ex div. date	Payment date	Type	Div. amount	Franking %	Balance	Franking credit	Est. dividend
08/09/2022	28/09/2022	Final	\$1.20	100.00%	1,000	\$514.29	\$1,200.00
09/03/2023	29/03/2023	Interim	\$1.162	100.00%	1,000	\$498.00	\$1,162.00
Estimated sub total						\$1,012.29	\$2,362.00

COL COLES GROUP ORDINARY

Ex div. date	Payment date	Type	Div. amount	Franking %	Balance	Franking credit	Est. dividend
02/09/2022	28/09/2022	Final	\$0.30	100.00%	1,300	\$167.14	\$390.00
02/03/2023	30/03/2023	Interim	\$0.36	100.00%	1,300	\$200.57	\$468.00
Estimated sub total						\$367.71	\$858.00

SHL SONIC HEALTHCARE ORDINARY

Ex div. date	Payment date	Type	Div. amount	Franking %	Balance	Franking credit	Est. dividend
06/09/2022	21/09/2022	Final	\$0.60	100.00%	2,000	\$514.29	\$1,200.00
07/03/2023	22/03/2023	Interim	\$0.42	100.00%	2,000	\$360.00	\$840.00
Estimated sub total						\$874.29	\$2,040.00

While every effort has been made to provide you with an accurate statement, we give no warranty of accuracy or reliability and take no responsibility for any errors or omissions including negligence by any officers, employees or agents. We encourage you to confirm the information, holdings and valuations contained herein. Information contained in the report may only relate to the period since you commenced our service.

Estimated dividends & distributions (continued)

01 Jul 2022 - 30 Jun 2023

TLS TELSTRA GROUP ORDINARY

Ex div. date	Payment date	Type	Div. amount	Franking %	Balance	Franking credit	Est. dividend
24/08/2022	21/09/2022	Final	\$0.085	100.00%	5,000	\$182.14	\$425.00
01/03/2023	31/03/2023	Interim	\$0.085	100.00%	5,000	\$182.14	\$425.00
Estimated sub total						\$364.28	\$850.00

WES WESFARMERS LIMITED ORDINARY

Ex div. date	Payment date	Type	Div. amount	Franking %	Balance	Franking credit	Est. dividend
31/08/2022	06/10/2022	Final	\$1.00	100.00%	3,000	\$1,285.71	\$3,000.00
20/02/2023	28/03/2023	Interim	\$0.88	100.00%	3,000	\$1,131.43	\$2,640.00
Estimated sub total						\$2,417.14	\$5,640.00

Estimated total \$6,329.63 \$14,769.16

The information presented in this report is a general estimation and is intended as a guide for indicative purposes only. It is an extrapolation of our understanding of your holdings against publicly available dividend entitlement and payment information. It should not be considered a replacement for your own records. We encourage you to confirm the information and holdings represented here.

While every effort has been made to provide you with an accurate statement, we give no warranty of accuracy or reliability and take no responsibility for any errors or omissions including negligence by any officers, employees or agents. We encourage you to confirm the information, holdings and valuations contained herein. Information contained in the report may only relate to the period since you commenced our service.