
Financial statements and reports for the year ended
30 June 2022

DARONICA SUPERANNUATION FUND

Prepared for: Daryl Worthington and Veronica Sloane

DARONICA SUPERANNUATION FUND
Statement of Financial Position

As at 30 June 2022

	Note	2022 \$	2021 \$
Assets			
Investments			
Shares in Listed Companies (Australian)	2	293,310.43	350,509.74
Units in Listed Unit Trusts (Australian)	3	276,792.37	229,168.68
Units in Unlisted Unit Trusts (Australian)	4	246,457.42	289,990.00
Total Investments		<u>816,560.22</u>	<u>869,668.42</u>
Other Assets			
Formation Expenses		1,065.00	1,065.00
Sundry Debtors		30,253.86	32,610.84
Cash at Bank - Macquarie Cash Mge		54,099.84	42,322.43
Netwealth Cash Account		46,181.27	22,658.74
ING Business Term Deposit		114,420.15	114,288.60
ING Direct Business Term Deposit		330,952.58	330,122.75
Macquarie Bank Term Deposit		60,000.00	60,000.00
Income Tax Refundable		2,417.74	0.00
Total Other Assets		<u>639,390.44</u>	<u>603,068.36</u>
Total Assets		<u>1,455,950.66</u>	<u>1,472,736.78</u>
Less:			
Liabilities			
Income Tax Payable		0.00	292.67
Sundry Creditors		0.00	3,410.00
Total Liabilities		<u>0.00</u>	<u>3,702.67</u>
Net assets available to pay benefits		<u>1,455,950.66</u>	<u>1,469,034.11</u>
Represented by:			
Liability for accrued benefits allocated to members' accounts	6, 7		
Sloane, Veronica - Pension (Pension)		53,924.03	92,162.40
Sloane, Veronica - Pension (Pension)		219,338.86	227,946.65
Sloane, Veronica - Pension (Pension)		3,586.60	13,840.25
Worthington, Daryl - Accumulation		1,179,101.17	1,135,084.81
Total Liability for accrued benefits allocated to members' accounts		<u>1,455,950.66</u>	<u>1,469,034.11</u>

DARONICA SUPERANNUATION FUND**Operating Statement**

For the year ended 30 June 2022

	Note	2022	2021
		\$	\$
Income			
Investment Income			
Trust Distributions	10	36,950.78	38,366.91
Dividends Received	9	15,804.88	12,875.40
Interest Received		1,229.72	6,429.58
Contribution Income			
Personal Non Concessional		37,379.00	55.00
Other Contributions		527.50	0.00
Total Income		<u>91,891.88</u>	<u>57,726.89</u>
Expenses			
Accountancy Fees		2,909.50	2,783.00
Administration Costs		4,095.01	4,053.78
ATO Supervisory Levy		259.00	259.00
Auditor's Remuneration		495.00	495.00
Bank Charges		0.00	2.50
		<u>7,758.51</u>	<u>7,593.28</u>
Member Payments			
Pensions Paid		60,000.00	90,000.00
Investment Losses			
Changes in Market Values	11	39,862.28	(15,089.40)
Total Expenses		<u>107,620.79</u>	<u>82,503.88</u>
Benefits accrued as a result of operations before income tax		<u>(15,728.91)</u>	<u>(24,776.99)</u>
Income Tax Expense	12	(2,645.46)	4,324.13
Benefits accrued as a result of operations		<u>(13,083.45)</u>	<u>(29,101.12)</u>

Notes to the Financial Statements

For the year ended 30 June 2022

Note 1: Summary of Significant Accounting Policies

The trustees have prepared the financial statements on the basis that the Superannuation Fund is not a reporting entity because it is not publicly accountable and is not required by law or governing document to prepare financial statements that comply with Australian Accounting Standards. The financial statements are therefore special purpose financial statements that have been prepared in order to meet the requirements of the Superannuation Industry (Supervision) Act 1993 and associated Regulations, the trust deed of the Fund and the needs of members.

The financial statements have been prepared on a cash basis and are based on historical costs, except for investments which have been measured at market value.

The following significant accounting policies, which are consistent with the policies applied in the previous period unless otherwise stated, have been adopted in the preparation of the financial statements.

The financial statements were authorised for issue by the Trustee(s).

a. Measurement of Investments

The Fund initially recognises:

- (i) an investment when it controls the future economic benefits expected to flow from the asset. For financial assets, the trade date is considered to be the date on which control of the future economic benefits attributable to the asset passes to the Fund; and
- (ii) a financial liability on the date it becomes a party to the contractual provisions of the instrument.

Investments of the Fund have been measured at market value, which refers to the amount that a willing buyer could reasonably be expected to pay to acquire an asset from a willing seller if the following assumptions were made:

- that the buyer and the seller deal with each other at arm's length in relation to the sale;
- that the sale occurred after proper marketing of the asset; and
- that the buyer and the seller acted knowledgeably and prudentially in relation to the sale.

Market value has been determined as follows:

- (i) shares and other securities listed on the Australian Securities Exchange by reference to the relevant market quotations at the end of the reporting period;
- (ii) units in managed funds by reference to the unit redemption price at the end of the reporting period;
- (iii) fixed-interest securities by reference to the redemption price at the end of the reporting period;
- (iv) unlisted investments are stated at trustees' assessment based on estimated market value at balance date or where necessary, an external valuer's opinion; and
- (v) investment properties at the trustees' assessment of the market value or where necessary a qualified independent valuer's opinion at the end of reporting period.

Financial liabilities, such as trade creditors and other payables, are measured at the gross value of the outstanding balance at the end of the reporting period. The trustees have determined that the gross values of the Fund's financial liabilities is equivalent to their market values. Any remeasurement changes in the gross values of non-current financial liabilities (including liabilities for members' accrued benefits) are recognised in the operating statement in the periods in which they occur.

b. Cash and Cash Equivalents

Cash and cash equivalents include cash on hand and at call, deposits with banks and short-term, highly liquid investments that are readily convertible to cash and subject to an insignificant risk of change in value.

c. Revenue

Revenue is recognised to the extent that it is probable that the economic benefits will flow to the Fund and the revenue can be reliably measured. Revenue is recognised at the fair value of the consideration received or receivable.

Notes to the Financial Statements

For the year ended 30 June 2022

Interest revenue

Interest revenue is recognised in respect of fixed-interest securities, and cash and cash equivalent balances. Interest revenue is recognised upon receipt.

Dividend revenue

Dividend revenue is recognised when the dividend has been paid or, in the case of dividend reinvestment schemes, when the dividend is credited to the benefit of the fund.

Rental revenue

Rental revenue arising from operating leases on investment properties is recognised upon receipt.

Distribution revenue

Distributions from unit trusts and managed funds are recognised as at the date the unit value is quoted ex-distribution and if not received at the end of the reporting period, are reflected in the statement of financial position as a receivable at market value.

Remeasurement changes in market values

Remeasurement changes in the market values of assets are recognised as income and determined as the difference between the market value at year-end or consideration received (if sold during the year) and the market value as at the prior year-end or cost (if acquired during the period).

Contributions

Contributions and transfers in are recognised when the control and the benefits from the revenue have been attained and are recorded by the Fund, gross of any taxes, in the period to which they relate.

d. Liability for Accrued Benefits

The liability for accrued benefits represents the Fund's present obligation to pay benefits to members and beneficiaries, and has been calculated as the difference between the carrying amount of the assets and the carrying amount of the other payables and income tax liabilities as at the end of the reporting period.

e. Critical Accounting Estimates and Judgements

The preparation of financial statements requires the trustees to make judgements, estimates and assumptions that affect the application of accounting policies and the reported amounts of assets and liabilities, income and expenses. Actual results may differ from these estimates.

Estimates and underlying assumptions are reviewed on an ongoing basis. Revisions to accounting estimates are recognised in the period in which the estimate is revised and in any future period affected.

Note 2: Shares in Listed Companies (Australian)

	2022 \$	2021 \$
Australia & New Zealand Banking Group Limited	14,760.10	18,860.50
Anz Capital Notes 5 Distribution Advice	25,090.45	26,072.90
Bhp Billiton Limited - Ordinary Fully Paid	24,750.00	29,142.00
Commonwealth Bank of Australia. - Ordinary Fully Paid	24,854.50	27,464.25
CBA Perls VIII	0.00	15,217.35
Coles Group	13,001.30	12,475.70

DARONICA SUPERANNUATION FUND

Notes to the Financial Statements

For the year ended 30 June 2022

Csl Limited	54,350.12	57,608.38
Endeavour Group Limited	4,314.90	3,585.30
Equatorial Resources Limited	0.00	54.28
Insurance Australia Group Limited	5,881.64	6,960.84
Medibank Private Limited	6,500.00	6,320.00
National Australia Bank Limited	25,828.77	24,725.46
Origin Energy Limited	8,784.09	6,913.83
South 32	2,364.00	1,758.00
Tabcorp Holdings Limited	0.00	20,720.00
Tabcorp Holdings Limited	4,260.00	0.00
Telstra Corporation Limited	10,949.40	10,693.44
Virgin Money Uk Plc	406.64	0.00
Westpac Banking Corp	12,889.50	17,060.41
Woodside Energy Group Ltd	3,438.72	0.00
Wesfarmers Limited - Ordinary Fully Paid	30,594.30	43,143.00
Woolworths Limited	20,292.00	21,734.10
	293,310.43	350,509.74

Note 3: Units in Listed Unit Trusts (Australian)

	2022	2021
	\$	\$
Aust Unity - Healthcare Property Trust	47,454.43	39,897.66
Magellan Global Fund (closed class)	47,225.62	63,789.83
Magellan Global Fund	67,658.21	0.00
Platinum - International Fund	49,940.91	53,065.30
Platinum - Asia Fund	18,779.43	21,956.38
Vanguard - Index Property Securities Fund	45,733.77	50,459.51
	276,792.37	229,168.68

Note 4: Units in Unlisted Unit Trusts (Australian)

	2022	2021
	\$	\$
Netwealth Wealth Accelerator	246,457.42	289,990.00
	246,457.42	289,990.00

Notes to the Financial Statements

For the year ended 30 June 2022

Note 5: Banks and Term Deposits

	2022 \$	2021 \$
Banks		
Cash at Bank - Macquarie Cash Mge	54,099.84	42,322.43
ING Business Term Deposit	114,420.15	114,288.60
ING Direct Business Term Deposit	330,952.58	330,122.75
Macquarie Bank Term Deposit	60,000.00	60,000.00
Netwealth Cash Account	46,181.27	22,658.74
	605,653.84	569,392.52

Note 6: Liability for Accrued Benefits

	2022 \$	2021 \$
Liability for accrued benefits at beginning of year	1,469,034.11	1,498,135.23
Benefits accrued as a result of operations	(13,083.45)	(29,101.12)
Current year member movements	0.00	0.00
Liability for accrued benefits at end of year	1,455,950.66	1,469,034.11

Note 7: Vested Benefits

Vested benefits are benefits that are not conditional upon continued membership of the fund (or any factor other than resignation from the plan) and include benefits which members were entitled to receive had they terminated their fund membership as at the end of the reporting period.

	2022 \$	2021 \$
Vested Benefits	1,455,950.66	1,469,034.11

Note 8: Guaranteed Benefits

No guarantees have been made in respect of any part of the liability for accrued benefits.

Note 9: Dividends

	2022 \$	2021 \$
Anz Capital Notes 5 Distribution Advice	662.13	943.07
Australia & New Zealand Banking Group Limited	951.40	574.29
Bhp Billiton Limited - Ordinary Fully Paid	6,091.58	1,770.78
CBA Perls VIII	183.24	789.34

DARONICA SUPERANNUATION FUND

Notes to the Financial Statements

For the year ended 30 June 2022

Coles Group	445.30	630.93
Commonwealth Bank of Australia. - Ordinary Fully Paid	1,031.25	974.29
Csl Limited	608.54	569.36
Endeavour Group Limited	111.15	0.00
Insurance Australia Group Limited	256.31	94.43
Medibank Private Limited	260.00	345.71
NAB Convertible Preference Shares II	0.00	419.30
National Australia Bank Limited	1,197.61	720.00
Origin Energy Limited	306.61	344.93
South 32	116.47	27.23
Tabcorp Holdings Limited	540.00	450.41
Telstra Corporation Limited	455.04	650.06
Virgin Money Uk Plc	11.64	0.00
Wesfarmers Limited - Ordinary Fully Paid	1,241.00	1,908.42
Westpac Banking Corp	799.81	840.42
Woolworths Limited	535.80	822.43
	15,804.88	12,875.40

Note 10: Trust Distributions

	2022	2021
	\$	\$
Vanguard - Index Property Securities Fund	2,664.65	1,412.60
Aust Unity - Healthcare Property Trust	1,720.08	1,510.92
Netwealth Wealth Accelerator	20,402.12	24,281.14
Platinum - International Fund	5,602.21	1,580.42
Platinum - Asia Fund	1,007.32	4,387.16
Magellan Global Fund (closed class)	2,579.78	2,284.20
Magellan Global Fund	2,974.62	2,910.47
	36,950.78	38,366.91

Note 11: Changes in Market Values

Unrealised Movements in Market Value

	2022	2021
	\$	\$
Shares in Listed Companies (Australian)		
Anz Capital Notes 5 Distribution Advice	(982.45)	286.90
Australia & New Zealand Banking Group Limited	(4,100.40)	(40.20)

DARONICA SUPERANNUATION FUND

Notes to the Financial Statements

For the year ended 30 June 2022

Bhp Billiton Limited - Ordinary Fully Paid	(4,392.00)	7,650.00
CBA Perls VIII	(217.35)	(906.15)
Coles Group	525.60	(58.40)
Commonwealth Bank of Australia. - Ordinary Fully Paid	(2,609.75)	8,373.75
Csl Limited	(3,258.26)	(365.62)
Endeavour Group Limited	729.60	528.62
Equatorial Resources Limited	683.56	(575.00)
Insurance Australia Group Limited	(1,079.20)	(4,181.90)
Medibank Private Limited	180.00	340.00
NAB Convertible Preference Shares II	0.00	127.73
National Australia Bank Limited	1,103.31	7,544.00
Origin Energy Limited	1,870.26	(2,038.89)
South 32	606.00	534.00
Tabcorp Holdings Limited	(13,683.11)	0.00
Tabcorp Holdings Limited	(2,776.89)	2,920.00
Telstra Corporation Limited	255.96	1,791.72
Virgin Money Uk Plc	(331.20)	0.00
Wesfarmers Limited - Ordinary Fully Paid	(11,088.70)	10,417.10
Westpac Banking Corp	(4,170.91)	5,195.46
Woodside Energy Group Ltd	224.64	0.00
Woolworths Limited	(1,442.10)	3,541.18
	(43,953.39)	41,084.30
Units in Listed Unit Trusts (Australian)		
Aust Unity - Healthcare Property Trust	7,556.77	6,423.36
Magellan Global Fund	67,658.21	(73,449.99)
Magellan Global Fund (closed class)	(16,564.21)	774.31
Platinum - Asia Fund	(3,176.95)	1,117.86
Platinum - International Fund	(3,124.39)	9,769.55
Vanguard - Index Property Securities Fund	(4,725.74)	10,549.48
	47,623.69	(44,815.43)
Units in Unlisted Unit Trusts (Australian)		
Netwealth Wealth Accelerator	(43,532.58)	19,512.99

DARONICA SUPERANNUATION FUND
Notes to the Financial Statements

For the year ended 30 June 2022

	(43,532.58)	19,512.99
Total Unrealised Movement	(39,862.28)	15,781.86
Realised Movements in Market Value		
	2022	2021
	\$	\$
Shares in Listed Companies (Australian)		
NAB Convertible Preference Shares II	0.00	(692.73)
	0.00	(692.73)
Total Realised Movement	0.00	(692.73)
Changes in Market Values	(39,862.28)	15,089.13
Note 12: Income Tax Expense		
	2022	2021
	\$	\$
The components of tax expense comprise		
Current Tax	(2,645.46)	4,324.13
Income Tax Expense	(2,645.46)	4,324.13
The prima facie tax on benefits accrued before income tax is reconciled to the income tax as follows:		
Prima facie tax payable on benefits accrued before income tax at 15%	(2,359.34)	(3,716.55)
Less:		
Tax effect of:		
Non Taxable Contributions	5,685.98	8.25
Increase in MV of Investments	0.00	2,367.30
Exempt Pension Income	1,691.55	1,703.25
Realised Accounting Capital Gains	0.00	(103.95)
Accounting Trust Distributions	5,542.62	3,174.00
Tax Adjustment – Investment Expenses (I1)	0.00	0.00
Other Non-Taxable Income	173.55	648.60
Add:		
Tax effect of:		
Decrease in MV of Investments	5,979.34	0.00

DARONICA SUPERANNUATION FUND**Notes to the Financial Statements**

For the year ended 30 June 2022

SMSF Non-Deductible Expenses	175.05	264.60
Pension Payments	9,000.00	13,500.00
Franking Credits	1,110.00	0.00
Foreign Credits	77.21	0.00
Net Capital Gains	2,327.10	2,218.20
Taxable Trust Distributions	1,025.55	(1.20)
Distributed Foreign Income	935.62	0.00
Rounding	(0.03)	35.25
Income Tax on Taxable Income or Loss	5,176.80	4,502.85
Less credits:		
Franking Credits	7,399.97	0.00
Foreign Credits	422.29	178.72
Current Tax or Refund	<u>(2,645.46)</u>	<u>4,324.13</u>

DARONICA SUPERANNUATION FUND

Members Statement

Veronica Sloane
 Unit 1 27 Carroll Crescent
 Glen Iris, Victoria, 3146, Australia

Your Details

Date of Birth : Provided
 Age: 70
 Tax File Number: Provided
 Date Joined Fund: 12/02/2014
 Service Period Start Date: 15/09/1991
 Date Left Fund:
 Member Code: SLOVER00001P
 Account Start Date: 01/07/2014
 Account Phase: Retirement Phase
 Account Description: Pension

Nominated Beneficiaries: N/A
 Nomination Type: N/A
 Vested Benefits: 53,924.03
 Total Death Benefit: 53,924.03
 Current Salary: 0.00
 Previous Salary: 0.00
 Disability Benefit: 0.00

Your Balance

Total Benefits 53,924.03

Preservation Components

Preserved
 Unrestricted Non Preserved 53,924.03
 Restricted Non Preserved

Tax Components

Tax Free (38.55%) 37,429.20
 Taxable 16,494.83

Your Detailed Account Summary


Opening balance at 01/07/2021	This Year 92,162.40
<u>Increases to Member account during the period</u>	
Employer Contributions	
Personal Contributions (Concessional)	
Personal Contributions (Non Concessional)	
Government Co-Contributions	
Other Contributions	
Proceeds of Insurance Policies	
Transfers In	
Net Earnings	711.63
Internal Transfer In	
<u>Decreases to Member account during the period</u>	
Pensions Paid	38,950.00
Contributions Tax	
Income Tax	
No TFN Excess Contributions Tax	
Excess Contributions Tax	
Refund Excess Contributions	
Division 293 Tax	
Insurance Policy Premiums Paid	
Management Fees	
Member Expenses	
Benefits Paid/Transfers Out	
Superannuation Surcharge Tax	
Internal Transfer Out	
Closing balance at 30/06/2022	53,924.03

Members Statement

Trustee's Disclaimer

This statement has been prepared by the Trustee for the member whose name appears at the top of this statement. Every effort has been made by the Trustee to ensure the accuracy and completeness of this Statement. The Trustee does not accept any liability for any error, omission or misprint. All amounts shown in relation to benefits do not take into account any amounts which may be withheld to satisfy the requirements imposed by the Income Tax Assessment Act 1936.

Signed by all the trustees of the fund



Trustee



Trustee

DARONICA SUPERANNUATION FUND

Members Statement

Veronica Sloane
 Unit 1 27 Carroll Crescent
 Glen Iris, Victoria, 3146, Australia

Your Details

Date of Birth : Provided
 Age: 70
 Tax File Number: Provided
 Date Joined Fund: 12/02/2014
 Service Period Start Date: 15/09/1991
 Date Left Fund:
 Member Code: SLOVER00002P
 Account Start Date: 01/07/2015
 Account Phase: Retirement Phase
 Account Description: Pension

Nominated Beneficiaries: N/A
 Nomination Type: N/A
 Vested Benefits: 219,338.86
 Total Death Benefit: 219,338.86
 Current Salary: 0.00
 Previous Salary: 0.00
 Disability Benefit: 0.00

Your Balance

Total Benefits 219,338.86

Preservation Components
 Preserved
 Unrestricted Non Preserved 219,338.86
 Restricted Non Preserved

Tax Components
 Tax Free (99.10%) 219,338.86
 Taxable 0.00

Your Detailed Account Summary

Opening balance at 01/07/2021	227,946.65
<u>Increases to Member account during the period</u>	
Employer Contributions	
Personal Contributions (Concessional)	
Personal Contributions (Non Concessional)	
Government Co-Contributions	
Other Contributions	
Proceeds of Insurance Policies	
Transfers In	
Net Earnings	2,092.21
Internal Transfer In	
<u>Decreases to Member account during the period</u>	
Pensions Paid	10,700.00
Contributions Tax	
Income Tax	
No TFN Excess Contributions Tax	
Excess Contributions Tax	
Refund Excess Contributions	
Division 293 Tax	
Insurance Policy Premiums Paid	
Management Fees	
Member Expenses	
Benefits Paid/Transfers Out	
Superannuation Surcharge Tax	
Internal Transfer Out	
Closing balance at 30/06/2022	219,338.86

DARONICA SUPERANNUATION FUND

Members Statement

Trustee's Disclaimer

This statement has been prepared by the Trustee for the member whose name appears at the top of this statement. Every effort has been made by the Trustee to ensure the accuracy and completeness of this Statement. The Trustee does not accept any liability for any error, omission or misprint. All amounts shown in relation to benefits do not take into account any amounts which may be withheld to satisfy the requirements imposed by the Income Tax Assessment Act 1936.

Signed by all the trustees of the fund

D. Worthington

Trustee

V. F. Spence

Trustee

DARONICA SUPERANNUATION FUND

Members Statement

Veronica Sloane
 Unit 1 27 Carroll Crescent
 Glen Iris, Victoria, 3146, Australia

Your Details

Date of Birth :	Provided	Nominated Beneficiaries:	N/A
Age:	70	Nomination Type:	N/A
Tax File Number:	Provided	Vested Benefits:	3,586.60
Date Joined Fund:	12/02/2014	Total Death Benefit:	3,586.60
Service Period Start Date:	12/02/2014	Current Salary:	0.00
Date Left Fund:		Previous Salary:	0.00
Member Code:	SLOVER00003P	Disability Benefit:	0.00
Account Start Date:	01/07/2016		
Account Phase:	Retirement Phase		
Account Description:	Pension		

Your Balance

Total Benefits 3,586.60

Preservation Components

Preserved 0.00
 Unrestricted Non Preserved 3,586.60
 Restricted Non Preserved

Tax Components

Tax Free (3.37%) 120.86
 Taxable 3,465.74

Your Detailed Account Summary

Opening balance at 01/07/2021	This Year 13,840.25
<u>Increases to Member account during the period</u>	
Employer Contributions	
Personal Contributions (Concessional)	
Personal Contributions (Non Concessional)	
Government Co-Contributions	
Other Contributions	
Proceeds of Insurance Policies	
Transfers In	
Net Earnings	96.35
Internal Transfer In	
<u>Decreases to Member account during the period</u>	
Pensions Paid	10,350.00
Contributions Tax	
Income Tax	
No TFN Excess Contributions Tax	
Excess Contributions Tax	
Refund Excess Contributions	
Division 293 Tax	
Insurance Policy Premiums Paid	
Management Fees	
Member Expenses	
Benefits Paid/Transfers Out	
Superannuation Surcharge Tax	
Internal Transfer Out	
Closing balance at 30/06/2022	3,586.60

DARONICA SUPERANNUATION FUND

Members Statement

Trustee's Disclaimer

This statement has been prepared by the Trustee for the member whose name appears at the top of this statement. Every effort has been made by the Trustee to ensure the accuracy and completeness of this Statement. The Trustee does not accept any liability for any error, omission or misprint. All amounts shown in relation to benefits do not take into account any amounts which may be withheld to satisfy the requirements imposed by the Income Tax Assessment Act 1936.

Signed by all the trustees of the fund

D. Worthington

Trustee

H. Stone

Trustee

DARONICA SUPERANNUATION FUND

Members Statement

Daryl Worthington
 Unit 1 27 Carroll Crescent
 Glen Iris, Victoria, 3146, Australia

Your Details

Date of Birth : Provided
 Age: 63
 Tax File Number: Provided
 Date Joined Fund: 14/02/2014
 Service Period Start Date: 29/06/1996
 Date Left Fund:
 Member Code: WORDAR00001A
 Account Start Date: 14/02/2014
 Account Phase: Accumulation Phase
 Account Description: Accumulation

Nominated Beneficiaries: N/A
 Nomination Type: N/A
 Vested Benefits: 1,179,101.17
 Total Death Benefit: 1,179,101.17
 Current Salary: 0.00
 Previous Salary: 0.00
 Disability Benefit: 0.00

Your Balance

Total Benefits 1,179,101.17

Preservation Components
 Preserved 1,178,975.91
 Unrestricted Non Preserved 125.26
 Restricted Non Preserved

Tax Components
 Tax Free 777,881.40
 Taxable 401,219.77

Your Detailed Account Summary

Opening balance at 01/07/2021	1,135,084.81
<u>Increases to Member account during the period</u>	
Employer Contributions	
Personal Contributions (Concessional)	
Personal Contributions (Non Concessional)	37,379.00
Government Co-Contributions	527.50
Other Contributions	
Proceeds of Insurance Policies	
Transfers In	
Net Earnings	11,286.66
Internal Transfer In	
<u>Decreases to Member account during the period</u>	
Pensions Paid	
Contributions Tax	
Income Tax	5,176.80
No TFN Excess Contributions Tax	
Excess Contributions Tax	
Refund Excess Contributions	
Division 293 Tax	
Insurance Policy Premiums Paid	
Management Fees	
Member Expenses	
Benefits Paid/Transfers Out	
Superannuation Surcharge Tax	
Internal Transfer Out	
Closing balance at 30/06/2022	1,179,101.17

Members Statement

Trustee's Disclaimer

This statement has been prepared by the Trustee for the member whose name appears at the top of this statement. Every effort has been made by the Trustee to ensure the accuracy and completeness of this Statement. The Trustee does not accept any liability for any error, omission or misprint. All amounts shown in relation to benefits do not take into account any amounts which may be withheld to satisfy the requirements imposed by the Income Tax Assessment Act 1936.

Signed by all the trustees of the fund

D. Worthington

Trustee

V. J. Stone

Trustee

DARONICA SUPERANNUATION FUND Investment Summary Report

As at 30 June 2022

Investment	Units	Market Price	Market Value	Average Cost	Accounting Cost	Unrealised Gain/(Loss)	Gain/(Loss)%	Portfolio Weight%
Cash/Bank Accounts								
Cash at Bank - Macquarie Cash Mgt		54,099.840000	54,099.84	54,099.84	54,099.84			3.80 %
ING Business Term Deposit		114,420.150000	114,420.15	114,420.15	114,420.15			8.05 %
ING Direct Business Term Deposit		330,952.580000	330,952.58	330,952.58	330,952.58			23.27 %
Macquarie Bank Term Deposit		60,000.000000	60,000.00	60,000.00	60,000.00			4.22 %
Netwealth Cash Account		46,181.270000	46,181.27	46,181.27	46,181.27			3.25 %
			605,653.84		605,653.84			42.59 %
Shares in Listed Companies (Australian)								
ANZPH.AX Anz Capital Notes 5 Distribution Advice	245.00	102.410000	25,090.45	100.00	24,500.00	590.45	2.41 %	1.76 %
ANZ.AX Australia & New Zealand Banking Group Limited	670.00	22.030000	14,760.10	33.93	22,731.40	(7,971.30)	(35.07) %	1.04 %
BHP.AX Bhp Billiton Limited - Ordinary Fully Paid	600.00	41.250000	24,750.00	35.06	21,034.42	3,715.58	17.66 %	1.74 %
COL.AX Coles Group	730.00	17.810000	13,001.30	12.56	9,168.46	3,832.84	41.80 %	0.91 %
CBA.AX Commonwealth Bank of Australia. - Ordinary Fully Paid	275.00	90.380000	24,854.50	82.48	22,683.35	2,171.15	9.57 %	1.75 %
CSL.AX Csl Limited	202.00	269.060000	54,350.12	71.26	14,394.13	39,955.99	277.59 %	3.82 %
EDV.AX Endeavour Group Limited	570.00	7.570000	4,314.90	5.36	3,056.68	1,258.22	41.16 %	0.30 %
IAG.AX Insurance Australia Group Limited	1,349.00	4.360000	5,881.64	5.94	8,017.86	(2,136.22)	(26.64) %	0.41 %
MPL.AX Medibank Private Limited	2,000.00	3.250000	6,500.00	2.00	4,000.00	2,500.00	62.50 %	0.46 %
NAB.AX National Australia Bank Limited	943.00	27.390000	25,828.77	28.33	26,711.28	(882.51)	(3.30) %	1.82 %
ORG.AX Origin Energy Limited	1,533.00	5.730000	8,784.09	11.26	17,262.74	(8,478.65)	(49.12) %	0.62 %
S32.AX South 32	600.00	3.940000	2,364.00	2.68	1,607.58	756.42	47.05 %	0.17 %
TAH.AX Tabcorp Holdings Limited	4,000.00	1.065000	4,260.00	4.49	17,943.11	(13,683.11)	(76.26) %	0.30 %
TLS.AX Telstra Corporation Limited	2,844.00	3.850000	10,949.40	5.39	15,326.59	(4,377.19)	(28.56) %	0.77 %
VUK.AX Virgin Money Uk Plc	184.00	2.210000	406.64	4.01	737.84	(331.20)	(44.89) %	0.03 %
WES.AX Wesfarmers Limited - Ordinary Fully Paid	730.00	41.910000	30,594.30	28.88	21,085.35	9,508.95	45.10 %	2.15 %

DARONICA SUPERANNUATION FUND Investment Summary Report

As at 30 June 2022

Investment	Units	Market Price	Market Value	Average Cost	Accounting Cost	Unrealised Gain/(Loss)	Gain/(Loss)%	Portfolio Weight%
WBC.AX Westpac Banking Corp	661.00	19.500000	12,889.50	34.35	22,707.14	(9,817.64)	(43.24) %	0.91 %
WDS.AX Woodside Energy Group Ltd	108.00	31.840000	3,438.72	29.76	3,214.08	224.64	6.99 %	0.24 %
WOW.AX Woolworths Limited	570.00	35.600000	20,292.00	32.43	18,484.38	1,807.62	9.78 %	1.43 %
			293,310.43		274,666.39	18,644.04	6.79 %	20.62 %
Units in Listed Unit Trusts (Australian)								
AUS0102AU Aust Unity - Healthcare Property Trust	17,614.86	2.694000	47,454.43	1.95	34,358.92	13,095.51	38.11 %	3.34 %
MG0C.AX Magellan Global Fund	29,163.02	2.320000	67,658.21	1.71	50,000.00	17,658.21	35.32 %	4.76 %
MGF.AX Magellan Global Fund (closed class)	35,243.00	1.340000	47,225.62	1.48	52,078.00	(4,852.38)	(9.32) %	3.32 %
PLA0004AU Platinum - Asia Fund	8,065.38	2.328400	18,779.43	3.72	30,000.00	(11,220.57)	(37.40) %	1.32 %
PLA0002AU Platinum - International Fund	24,620.84	2.028400	49,940.91	2.03	50,000.00	(59.09)	(0.12) %	3.51 %
VAN0012AU Vanguard - Index Property Securities Fund	48,369.93	0.945500	45,733.77	1.03	50,000.00	(4,266.23)	(8.53) %	3.22 %
			276,792.37		266,436.92	10,355.45	3.89 %	19.46 %
Units in Unlisted Unit Trusts (Australian)								
NETDARON Netwealth Wealth Accelerator	425,954.76	0.578600	246,457.42	0.69	296,000.00	(49,542.58)	(16.74) %	17.33 %
			246,457.42		296,000.00	(49,542.58)	(16.74) %	17.33 %
			1,422,214.06		1,442,757.15	(20,543.09)	(1.42) %	100.00 %

DARONICA SUPERANNUATION FUND

Investment Summary with Market Movement

As at 30 June 2022

Investment	Units	Market Price	Market Value	Average Cost	Accounting Cost	Unrealised		Realised Movement
						Overall	Current Year	
Cash/Bank Accounts								
Cash at Bank - Macquarie Cash Mge		54,099.840000	54,099.84	54,099.84	54,099.84			
ING Business Term Deposit		114,420.150000	114,420.15	114,420.15	114,420.15			
ING Direct Business Term Deposit		330,952.580000	330,952.58	330,952.58	330,952.58			
Macquarie Bank Term Deposit		60,000.000000	60,000.00	60,000.00	60,000.00			
Netwealth Cash Account		46,181.270000	46,181.27	46,181.27	46,181.27			
			605,653.84		605,653.84			
Shares in Listed Companies (Australian)								
ANZPH.AX Anz Capital Notes 5 Distribution Advice	245.00	102.410000	25,090.45	100.00	24,500.00	590.45	(982.45)	0.00
ANZ.AX Australia & New Zealand Banking Group Limited	670.00	22.030000	14,760.10	33.93	22,731.40	(7,971.30)	(4,100.40)	0.00
BHP.AX Bhp Billiton Limited - Ordinary Fully Paid	600.00	41.250000	24,750.00	35.06	21,034.42	3,715.58	(4,392.00)	0.00
CBAXXB.AX CBA Perfs VIII	0.00	101.449000	0.00	0.00	0.00	0.00	(217.35)	0.00
COL.AX Coles Group	730.00	17.810000	13,001.30	12.56	9,168.46	3,832.84	525.60	0.00
CBA.AX Commonwealth Bank of Australia - Ordinary Fully Paid	275.00	90.380000	24,854.50	82.48	22,683.35	2,171.15	(2,609.75)	0.00
CSL.AX Csl Limited	202.00	269.060000	54,350.12	71.26	14,394.13	39,955.99	(3,258.26)	0.00
EDV.AX Endeavour Group Limited	570.00	7.570000	4,314.90	5.36	3,056.68	1,258.22	729.60	0.00
EQX.AX Equatorial Resources Limited	0.00	0.200000	0.00	0.00	0.00	0.00	683.56	0.00
IAG.AX Insurance Australia Group Limited	1,349.00	4.360000	5,881.64	5.94	8,017.86	(2,136.22)	(1,079.20)	0.00
MPL.AX Medibank Private Limited	2,000.00	3.250000	6,500.00	2.00	4,000.00	2,500.00	180.00	0.00
NAB.AX National Australia Bank Limited	943.00	27.390000	25,828.77	28.33	26,711.28	(882.51)	1,103.31	0.00
ORG.AX Origin Energy Limited	1,533.00	5.730000	8,784.09	11.26	17,262.74	(8,478.65)	1,870.26	0.00
S32.AX South 32	600.00	3.940000	2,364.00	2.68	1,607.58	756.42	606.00	0.00
TAB.AX Tabcorp Holdings Limited	0.00	5.180000	0.00	0.00	0.00	0.00	(2,776.89)	0.00
TAH.AX Tabcorp Holdings Limited	4,000.00	1.065000	4,260.00	4.49	17,943.11	(13,683.11)	(13,683.11)	0.00
TLS.AX Telstra Corporation Limited	2,844.00	3.850000	10,949.40	5.39	15,326.59	(4,377.19)	255.96	0.00
VUK.AX Virgin Money Uk Plc	184.00	2.210000	406.64	4.01	737.84	(331.20)	(331.20)	0.00
WES.AX Wesfarmers Limited - Ordinary Fully Paid	730.00	41.910000	30,594.30	28.88	21,085.35	9,508.95	(11,088.70)	0.00
WBC.AX Westpac Banking Corp	661.00	19.500000	12,889.50	34.35	22,707.14	(9,817.64)	(4,170.91)	0.00
WDS.AX Woodside Energy Group Ltd	108.00	31.840000	3,438.72	29.76	3,214.08	224.64	224.64	0.00

DARONICA SUPERANNUATION FUND
Investment Summary with Market Movement

As at 30 June 2022

Investment	Units	Market Price	Market Value	Average Cost	Accounting Cost	Overall	Unrealised Current Year	Realised Movement
WOW.AX Woolworths Limited	570.00	35.600000	20,292.00	32.43	18,484.38	1,807.62	(1,442.10)	0.00
Units in Listed Unit Trusts (Australian)			293,310.43		274,666.39	18,644.04	(43,953.39)	0.00
AUSD102AU Aust Unity - Healthcare Property Trust	17,614.86	2.694000	47,454.43	1.95	34,358.92	13,095.51	7,556.77	0.00
MG0C.AX Magellan Global Fund	29,163.02	2.320000	67,658.21	1.71	50,000.00	17,658.21	67,658.21	0.00
MGf.AX Magellan Global Fund (closed class)	35,243.00	1.340000	47,225.62	1.48	52,078.00	(4,852.38)	(16,564.21)	0.00
PLA0004AU Platinum - Asia Fund	8,065.38	2.328400	18,779.43	3.72	30,000.00	(11,220.57)	(3,176.95)	0.00
PLA0002AU Platinum - International Fund	24,620.84	2.028400	49,940.91	2.03	50,000.00	(59.09)	(3,124.39)	0.00
VAN0012AU Vanguard - Index Property Securities Fund	48,369.93	0.945500	45,733.77	1.03	50,000.00	(4,266.23)	(4,725.74)	0.00
			276,792.37		266,436.92	10,355.45	47,623.69	0.00
Units in Unlisted Unit Trusts (Australian)								
NETDARON Netwealth Wealth Accelerator	425,954.76	0.578600	246,457.42	0.69	296,000.00	(49,542.58)	(43,532.58)	0.00
			246,457.42		296,000.00	(49,542.58)	(43,532.58)	0.00
			1,422,214.06		1,442,757.15	(20,543.09)	(39,862.28)	0.00

DARONICA SUPERANNUATION FUND
Investment Movement Report

As at 30 June 2022

Investment	Opening Balance		Additions		Disposals		Closing Balance		Market Value
	Units	Cost	Units	Cost	Units	Cost	Units	Cost	
Bank Accounts									
Cash at Bank - Macquarie Cash Mge		42,322.43		50,844.84		(39,067.43)		54,099.84	54,099.84
ING Business Term Deposit		114,288.60		131.55				114,420.15	114,420.15
ING Direct Business Term Deposit		330,122.75		829.83				330,952.58	330,952.58
Macquarie Bank Term Deposit		60,000.00						60,000.00	60,000.00
Netwealth Cash Account		22,658.74		23,522.53				46,181.27	46,181.27
		569,392.52		75,328.75		(39,067.43)		605,653.84	605,653.84
Shares in Listed Companies (Australian)									
ANZPH.AX - Anz Capital Notes 5 Distribution Advice	245.00	24,500.00						24,500.00	25,090.45
ANZ.AX - Australia & New Zealand Banking Group Limited	670.00	22,731.40						22,731.40	14,760.10
BHP.AX - Bhp Billiton Limited - Ordinary Fully Paid	600.00	21,034.42						21,034.42	24,750.00
CBAXXB.AX - CBA Perfs VIII	150.00	15,000.00	(150.00)			(15,000.00)		0.00	
COL.AX - Coles Group	730.00	9,168.46						9,168.46	13,001.30
CBA.AX - Commonwealth Bank of Australia. - Ordinary Fully Paid									

DARONICA SUPERANNUATION FUND
Investment Movement Report

As at 30 June 2022

Investment	Opening Balance		Additions		Disposals		Closing Balance		Market Value
	Units	Cost	Units	Cost	Units	Cost	Units	Cost	
	275.00	22,683.35					275.00	22,683.35	24,854.50
CSL.AX - Csl Limited	202.00	14,394.13					202.00	14,394.13	54,350.12
EDV.AX - Endeavour Group Limited	570.00	3,056.68					570.00	3,056.68	4,314.90
EQX.AX - Equatorial Resources Limited	184.00	737.84			(184.00)	(737.84)		0.00	
IAG.AX - Insurance Australia Group Limited	1,349.00	8,017.86					1,349.00	8,017.86	5,881.64
MPL.AX - Medibank Private Limited	2,000.00	4,000.00					2,000.00	4,000.00	6,500.00
NAB.AX - National Australia Bank Limited	943.00	26,711.28					943.00	26,711.28	25,828.77
ORG.AX - Origin Energy Limited	1,533.00	17,262.74					1,533.00	17,262.74	8,784.09
S32.AX - South 32	600.00	1,607.58					600.00	1,607.58	2,364.00
TAH.AX - Tabcorp Holdings Limited			4,000.00	17,943.11			4,000.00	17,943.11	4,260.00
TAB.AX - Tabcorp Holdings Limited	4,000.00	17,943.11			(4,000.00)	(17,943.11)		0.00	
TLS.AX - Telstra Corporation Limited	2,844.00	15,326.59					2,844.00	15,326.59	10,949.40
VUK.AX - Virgin Money Uk Plc									

DARONICA SUPERANNUATION FUND Investment Movement Report

As at 30 June 2022

Investment	Opening Balance		Additions		Disposals		Closing Balance		Market Value
	Units	Cost	Units	Cost	Units	Cost	Units	Cost	
WES.AX - Westfarmers Limited - Ordinary Fully Paid	184.00	737.84					184.00	737.84	406.64
WBC.AX - Westpac Banking Corp	730.00	22,545.35			(1,460.00)		730.00	21,085.35	30,594.30
WDS.AX - Woodside Energy Group Ltd	661.00	22,707.14					661.00	22,707.14	12,889.50
WOW.AX - Woolworths Limited	108.00	3,214.08					108.00	3,214.08	3,438.72
	570.00	18,484.38					570.00	18,484.38	20,292.00
		287,912.31		21,895.03		(35,140.95)		274,666.39	293,310.43
Units in Listed Unit Trusts (Australian)									
AUS0102AU - Aust Unity - Healthcare Property Trust	17,614.86	34,358.92					17,614.86	34,358.92	47,454.43
MGOC.AX - Magellan Global Fund	29,163.02	50,000.00					29,163.02	50,000.00	67,658.21
MGF.AX - Magellan Global Fund (closed class)	35,243.00	52,078.00					35,243.00	52,078.00	47,225.62
PLA0004AU - Platinum - Asa Fund	8,065.38	30,000.00					8,065.38	30,000.00	18,779.43
PLA0002AU - Platinum - International Fund	24,620.84	50,000.00					24,620.84	50,000.00	49,940.91
VAN0012AU - Vanguard - Index Property Securities Fund	48,369.93	50,000.00					48,369.93	50,000.00	45,733.77

DARONICA SUPERANNUATION FUND
Investment Movement Report

As at 30 June 2022

Investment	Opening Balance		Additions		Disposals		Closing Balance		Market Value
	Units	Cost	Units	Cost	Units	Cost	Units	Cost	
		266,436.92						266,436.92	276,792.37
Units in Unlisted Unit Trusts (Australian)									
NETDARON - Netwealth Wealth Accelerator	425,954.76	296,000.00					425,954.76	296,000.00	246,457.42
		296,000.00						296,000.00	246,457.42
		1,419,741.75		97,223.78		(74,208.38)		1,442,757.15	1,422,214.06

DARONICA SUPERANNUATION FUND

Realised Capital Gains Report

For The Period 01 July 2021 - 30 June 2022

Investment	Accounting Treatment				Tax Treatment				Capital Loss					
	Purchase Contract Date	Disposal Contract Date	Units	Cost	Proceeds	Accounting Profit/(Loss)	Adjusted Cost Base	Reduced Cost Base		Indexed Cost Base	Indexed Gains	Discounted Gains (Gross)	Other Gains	
Shares in Listed Companies (Australian)														
CBAXXB.AX - CBA Peris VIII														
	17/03/2016	15/10/2021	150.00	15,000.00	15,000.00	0.00	15,000.00	15,000.00	0.00	0.00	0.00	0.00	0.00	0.00
			150.00	15,000.00	15,000.00	0.00	15,000.00	15,000.00	0.00	0.00	0.00	0.00	0.00	0.00
Units in Listed Unit Trusts (Australian)														
AUS0102AU - Aust Unity - Healthcare Property Trust														
			0.00	0.00	0.00	0.00	0.00	0.00	0.00	0.00	16.32	8.16	0.00	0.00
			0.00	0.00	0.00	0.00	0.00	0.00	0.00	0.00	16.32	8.16	0.00	0.00
MGF.AX - Magellan Global Fund (closed class)														
			0.00	0.00	0.00	0.00	0.00	0.00	0.00	0.00	2,496.72	0.00	0.00	0.00
			0.00	0.00	0.00	0.00	0.00	0.00	0.00	0.00	2,496.72	0.00	0.00	0.00
MGOC.AX - Magellan Global Fund														
			0.00	0.00	0.00	0.00	0.00	0.00	0.00	0.00	3,539.28	0.00	0.00	0.00
			0.00	0.00	0.00	0.00	0.00	0.00	0.00	0.00	3,539.28	0.00	0.00	0.00
PLA0002AU - Platinum - International Fund														
			0.00	0.00	0.00	0.00	0.00	0.00	0.00	0.00	1,277.87	0.00	0.00	0.00
			0.00	0.00	0.00	0.00	0.00	0.00	0.00	0.00	1,277.87	0.00	0.00	0.00
PLA0004AU - Platinum - Asia Fund														
			0.00	0.00	0.00	0.00	0.00	0.00	0.00	0.00	418.10	0.00	0.00	0.00
			0.00	0.00	0.00	0.00	0.00	0.00	0.00	0.00	418.10	0.00	0.00	0.00

DARONICA SUPERANNUATION FUND
Realised Capital Gains Report

For The Period 01 July 2021 - 30 June 2022

Investment Purchase Contract Date	Disposal Contract Date	Units	Accounting Treatment			Tax Treatment					Capital Loss		
			Cost	Proceeds	Accounting Profit/(Loss)	Adjusted Cost Base	Reduced Cost Base	Indexed Cost Base	Indexed Gains	Discounted Gains (Gross)		Other Gains	
Units in Listed Unit Trusts (Australian)													
VAN0012AU - Vanguard - Index Property Securities Fund													
		0.00	0.00	0.00	0.00	0.00	0.00	0.00	0.00	0.00	1,293.28	0.00	0.00
		0.00	0.00	0.00	0.00	0.00	0.00	0.00	0.00	0.00	1,293.28	0.00	0.00
		0.00	0.00	0.00	0.00	0.00	0.00	0.00	0.00	0.00	9,041.57	0.00	8.16
		0.00	0.00	0.00	0.00	0.00	0.00	0.00	0.00	0.00	9,041.57	0.00	8.16
Units in Unlisted Unit Trusts (Australian)													
NETDARON - Netwealth Wealth Accelerator													
		0.00	0.00	0.00	0.00	0.00	0.00	0.00	0.00	0.00	14,217.20	0.00	0.00
		0.00	0.00	0.00	0.00	0.00	0.00	0.00	0.00	0.00	14,217.20	0.00	0.00
		0.00	0.00	0.00	0.00	0.00	0.00	0.00	0.00	0.00	14,217.20	0.00	0.00
		0.00	0.00	0.00	0.00	0.00	0.00	0.00	0.00	0.00	14,217.20	0.00	0.00
		150.00	15,000.00	15,000.00	0.00	15,000.00	15,000.00	0.00	0.00	0.00	23,258.77	0.00	8.16

DARONICA SUPERANNUATION FUND Investment Income Report

As at 30 June 2022

Investment	Total Income	Franked	Unfranked	Interest/ Other	Franking Credits	Foreign Income	Foreign Credits * 1	Assessable Income (Excl. Capital Gains) * 2	TFN Credits	Deductions	Other	Distributed Capital Gains	Non-Assessable Payments
Bank Accounts													
Cash at Bank - Macquarie Cash Mge	38.54			38.54	0.00	0.00	0.00	38.54				0.00	0.00
ING Business Term Deposit	131.55			131.55	0.00	0.00	0.00	131.55				0.00	0.00
ING Direct Business Term Deposit	829.83			829.83	0.00	0.00	0.00	829.83				0.00	0.00
Macquarie Bank Term Deposit	224.05			224.05	0.00	0.00	0.00	224.05				0.00	0.00
Netwealth Cash Account	5.75			5.75	0.00	0.00	0.00	5.75				0.00	0.00
	1,229.72			1,229.72	0.00	0.00	0.00	1,229.72				0.00	0.00
Shares in Listed Companies (Australian)													
ANZPH.AX Anz Capital Notes 5 Distribution Advice	662.13	662.13	0.00		283.77			945.90			0.00		
ANZ.AX Australia & New Zealand Banking Group Limited	951.40	951.40	0.00		407.74			1,359.14			0.00		
BHP.AX Bhp Billiton Limited - Ordinary Fully Paid	6,091.58	6,091.58	0.00		2,610.67			8,702.25			0.00		
CBAXXB.AX CBA Peris VIII	183.24	183.24	0.00		78.53			261.77			0.00		
COL.AX Coles Group	445.30	445.30	0.00		190.84			636.14			0.00		
CBA.AX Commonwealth Bank of Australia - Ordinary Fully Paid	1,031.25	1,031.25	0.00		441.96			1,473.21			0.00		
CSL.AX Csl Limited	608.54	32.11	576.43		13.76			622.30			0.00		
EDV.AX Endeavour Group Limited	111.15	111.15	0.00		47.64			158.79			0.00		
IAG.AX Insurance Australia Group Limited	256.31		256.31					256.31			0.00		
MPL.AX Medibank Private Limited	260.00	260.00	0.00		111.43			371.43			0.00		
NAB.AX National Australia Bank Limited	1,197.61	1,197.61	0.00		513.27			1,710.88			0.00		
ORG.AX Origin Energy Limited	306.61		306.61					306.61			0.00		
S32.AX South 32	116.47	116.47	0.00		49.91			166.38			0.00		
TAH.AX Tabcorp Holdings Limited	540.00	540.00	0.00		231.43			771.43			0.00		
TLS.AX Telstra Corporation Limited	455.04	455.04	0.00		195.02			650.06			0.00		
VUK.AX Virgin Money Uk Plc	11.64		11.64					11.64			0.00		
WES.AX Westfarmers Limited - Ordinary Fully Paid	1,241.00	1,241.00	0.00		531.86			1,772.86			0.00		

DARONICA SUPERANNUATION FUND Investment Income Report

As at 30 June 2022

Investment	Total Income	Franked	Unfranked	Interest/ Other	Franking Credits	Foreign Income	Foreign Credits * 1	Assessable Income (Excl. Capital Gains) * 2	TFN Deductions	Other	Distributed Capital Gains	Non- Assessable Payments
WBC.AX Westpac Banking Corp	799.81	799.81	0.00		342.77			1,142.58		0.00		
WOW.AX Woolworths Limited	535.80	535.80	0.00		229.63			765.43		0.00		
	15,804.88	14,653.89	1,150.99		6,280.23			22,085.11		0.00		
Units in Listed Unit Trusts (Australian)												
AUS0102AU Aust Unity - Healthcare Property Trust	1,720.08			418.67	0.00	0.00	0.00	418.67		0.00	16.32	1,285.09
MG0C.AX Magellan Global Fund	2,974.62	0.00	0.00	0.00	0.00	332.34	145.14	477.48	0.00	0.00	3,539.28	(897.00)
MGF.AX Magellan Global Fund (closed class)	2,579.78	0.00	0.00	0.00	0.00	308.22	134.61	442.83	0.00	0.00	2,496.72	(225.16)
PLA0004AU Platinum - Asia Fund	1,007.32	0.00	0.00	0.00	0.00	589.60	25.87	615.08	0.00	0.00	418.11	0.00
PLA0002AU Platinum - International Fund	5,602.21	2.88	0.00	43.80	1.38	4,297.57	121.06	4,446.77	0.00	0.00	1,277.88	0.00
VAN0012AU Vanguard - Index Property Securities Fund	2,664.65	53.53	31.82	727.65	25.00	63.02	3.61	904.63	0.00	0.00	1,293.28	495.35
	16,548.66	56.41	31.82	1,190.12	26.38	5,590.75	430.29	7,305.46	0.00	0.00	9,041.59	658.28
Units in Unlisted Unit Trusts (Australian)												
NETDARON Netwealth Wealth Accelerator	20,402.12	2,860.02		2,698.60	1,093.36	646.74	104.73	7,403.45		1,156.97	9,478.13	2,359.74
	20,402.12	2,860.02		2,698.60	1,093.36	646.74	104.73	7,403.45		1,156.97	9,478.13	2,359.74
	53,985.38	17,570.32	1,182.81	5,118.44	7,399.97	6,237.49	535.02	38,023.74	0.00	1,156.97	18,519.72	3,018.02
Assessable Income (Excl. Capital Gains)	38,023.74											
Net Capital Gain	15,514.00											
Total Assessable Income	53,537.74											

* 1 Includes foreign credits from foreign capital gains.

* 2 Assessable Income in the SMSF Annual Return will be different as capital gains and losses from disposals of assets have not been included.

For a breakdown of Distributed Capital Gains and Non-Assessable Payments refer to Distributions Reconciliation Report.

DARONICA SUPERANNUATION FUND

Trustees Declaration

The trustees have determined that the Fund is not a reporting entity and that these special purpose financial statements should be prepared in accordance with the accounting policies described in Note 1 to the financial statements.


The trustees declare that:

- (i) the financial statements and notes to the financial statements for the year ended 30 June 2022 present fairly, in all material respects, the financial position of the Superannuation Fund at 30 June 2022 and the results of its operations for the year ended on that date in accordance with the accounting policies described in Note 1 to the financial statements;
- (ii) the financial statements and notes to the financial statements have been prepared in accordance with the requirements of the trust deed; and
- (iii) the operation of the superannuation fund has been carried out in accordance with its trust deed and in compliance with the requirements of the Superannuation Industry (Supervision) Act 1993 and associated Regulations during the year ended 30 June 2022.

Specifically, the trustees declare that:

- in accordance with s120 of the Superannuation Industry (Supervision) Act 1993, no individual trustee has been or is a disqualified person;
- the Fund has satisfactory title to all assets, all assets are unencumbered and free from charge as prescribed by s50 of the Superannuation Industry (Supervision) Act 1993 and reg13.14 of the Superannuation Industry (Supervision) Regulations 1994; and
- to the knowledge of the trustees, there have been no events or transactions subsequent to the balance date which could have a material impact on the Fund. Where such events have occurred, the effect of such events has been accounted and noted in the Fund's financial statements.

Signed in accordance with a resolution of the trustees by:


.....
Daryl Worthington

Trustee


.....
Veronica Sloane

Trustee

01 December 2022

Minutes of a meeting of the Trustee(s)

held on 01 December 2022 at Unit 1 27 Carroll Crescent, Glen Iris, Victoria 3146

PRESENT:	Daryl Worthington and Veronica Sloane
MINUTES:	The Chair reported that the minutes of the previous meeting had been signed as a true record.
FINANCIAL STATEMENTS OF SUPERANNUATION FUND:	<p>It was resolved that the financial statements would be prepared as special purpose financial statements as, in the opinion of the trustee(s), the Superannuation Fund is not a reporting entity and therefore is not required to comply with all Australian Accounting Standards.</p> <p>The Chair tabled the financial statements and notes to the financial statements of the Superannuation Fund in respect of the year ended 30 June 2022 and it was resolved that such statements be and are hereby adopted as tabled.</p>
TRUSTEE'S DECLARATION:	It was resolved that the trustee's declaration of the Superannuation Fund be signed.
ANNUAL RETURN:	Being satisfied that the Fund had complied with the requirements of the Superannuation Industry (Supervision) Act 1993 (SISA) and Regulations during the year ended 30 June 2022, it was resolved that the annual return be approved, signed and lodged with the Australian Taxation Office.
TRUST DEED:	The Chair tabled advice received from the Fund's legal adviser confirming that the fund's trust deed is consistent with all relevant superannuation and trust law.
INVESTMENT STRATEGY:	The allocation of the Fund's assets and the Fund's investment performance over the financial year were reviewed and found to be within the acceptable ranges outlined in the investment strategy. After considering the risk, rate of return, diversification and liquidity of the investments and the ability of the Fund to discharge its existing liabilities, it was resolved that the investment strategy continues to reflect the purposes and circumstances of the Fund and its members. Accordingly, no changes in the investment strategy were required.
INSURANCE COVER:	The trustee(s) reviewed the current life and total and permanent disability insurance coverage on offer to the members and resolved that the current insurance arrangements were appropriate for the Fund.
ALLOCATION OF INCOME:	It was resolved that the income of the Fund would be allocated to the members based on their average daily balance (an alternative allocation basis may be percentage of opening balance).
INVESTMENT ACQUISITIONS:	It was resolved to ratify the investment acquisitions throughout the financial year ended 30 June 2022.
INVESTMENT DISPOSALS:	It was resolved to ratify the investment disposals throughout the financial year ended 30 June 2022.
AUDITORS:	<p>It was resolved that</p> <p>Anthony Boys</p> <p>of</p> <p>Rundle Mall, Adelaide, South Australia 5000</p> <p>act as auditors of the Fund for the next financial year.</p>
TAX AGENTS:	<p>It was resolved that</p> <p>Carolyn Taylor</p>

Minutes of a meeting of the Trustee(s)

held on 01 December 2022 at Unit 1 27 Carroll Crescent, Glen Iris, Victoria 3146

act as tax agents of the Fund for the next financial year.

TRUSTEE STATUS:

Each of the trustee(s) confirmed that they are qualified to act as trustee(s) of the Fund and that they are not disqualified persons as defined by s 120 of the SISA.

PAYMENT OF BENEFITS:

The trustee has ensured that any payment of benefits made from the Fund, meets the requirements of the Fund's deed and does not breach the superannuation laws in relation to:

1. making payments to members; and,
2. breaching the Fund or the member investment strategy.


The trustee has reviewed the payment of the benefit and received advice that the transfer is in accordance with the Deed and the superannuation laws. As such the trustee has resolved to allow the payment of the benefits on behalf of the member.

CLOSURE:

All resolutions for this meeting were made in accordance with the SISA and Regulations.

There being no further business the meeting then closed.

Signed as a true record –



Daryl Worthington

Chairperson

**MINUTES OF MEETING OF SLOANINGTON PTY LTD FOR DARONICA
SUPERANNUATION FUND
HELD AT UNIT 1 27 CARROLL CRESCENT, GLEN IRIS
ON 1ST DECEMBER 2022**

Present **VERONICA SLOANE (Chairman)**
 DARYL WORTHINGTON

Contributions It was resolved that the Fund confirm acceptance of the following
Contributions for the year ended 30th June 2022 for

Daryl Worthington

Unconcessional Contributions \$ 37,906.50

There being no further business, the meeting then closed.

.....*V. F. Sloane*.....Chairperson